FINAL REPORT • ᖃᒍᓪᓗᖅᐸᖅᖠᐳᑦ ᐳᓕᒃᑳᑦ • INIKTIGUTAIT TUHAKTAKHAT

THE NUNAVUT WILDLIFE HARVEST STUDY

FEB 2004

ᓄᓇᕗᒻᒥ ᓂᕐᔪᑎᑦ ᐆᒪᔪᖅᑕᐅᓯᑦᑐᑦ ᖃᐅᔨᓴᖅᑕᐅᓂᖏᓐᓄᑦ

ᕕᒪᒃ 2004

NUNAVUMI UMAYUKHIUKHIMAYUT IHIVGIUGUTAIT

FEBRUARY 2004

PREPARED BY/ᐊᑐᐃᓐᓇᕈᐃᔪᑦ/PAKNAIYAKHIMAYAA

Heather Priest
Harvest Study Coordinator
Nunavut Wildlife Management Board

ᕿᐊᑐ ᐳᓗᕐ
ᐆᒪᔪᖅᑕᐅᓯᑦᑐᓂᒃ ᖃᐅᔨᓴᕐᓂᕐᒧᑦ ᑐᑭᒧᐊᖅᑎᓇᔨ
ᓄᓇᕗᒻᒥ ᐆᒪᔪᓕᓇᔨᕐᔪᐊᒃᑯᑦ ᑲᑎᒪᔨᖏᑦ

Heather Priest
Umayukhiuktut Ihivgiuktut Munagiyinga
Nunavumi Umayuligiyit Katimayiit

Box 1379 Iqaluit, NU X0A 0H0

AND/ᐊᒻᒪᓗ/OVALO

Peter J. Usher
P.J. Usher Consulting Services

ᐆᑦ ᐊᓯ
ᐱᓇᓱᒃᓴᓄᑦ ᐱᔭᕐᓯᕋᐅᑎᓕᑦ

Peter J. Usher
P.J. Usher Consulting Services

Box 4815, Station E, Ottawa, ON K1S 5H9

NUNAVUT, CANADA • ᓄᓇᕗᑦ, ᑲᓇᑕᒥ • NUNAVUT, CANADA

Table of Contents

Executive Summary 5
Study history 5
Data collection 5
Hunter response 6
Reliability of harvest estimates: sources of error 6

1. Introduction 8
1.1 Purpose of report 8
1.2 Acronyms 8
1.3 Acknowledgements 9

2. Study History 11
2.1 Requirement for and objectives of the NWHS 11
2.2 Administration and organization 11
2.3 Study history 12
2.4 Privacy and access policies 14
2.5 Community consultations, communication, and reporting 15
2.5.1 Consultation and communication 15
2.5.2 Reporting 16
2.5.3 Study products 16

3. Methods and Implementation 17
3.1 Study area and duration 17
3.2 Definition of harvest 19
3.3 Definition of hunters 23
3.4 Hunter registration 24
3.5 Stratification of the hunter list 26
3.6 Random sampling in large communities 28
3.7 Data collection procedures 28
3.7.1 Interview protocol 28
3.7.2 Reporting period (monthly interval), backfill procedures 29
3.7.3 Survey response categories and rates 29
3.7.4 Harvest location 31

4. Harvest Data (Results) 32
4.1 Harvest estimates 33
4.2 Response rates 34

5. Reliability of Harvest Estimates: sources and estimation of error 35
5.1 Approach 35
5.2 The survey frame: identification and enumeration 36
5.2.1 Sources of enumeration error 36
5.2.2 Summary 38
5.3 Survey coverage and non-response bias 38
5.3.1 Survey coverage 38
5.3.2 Non-response 39
5.3.3 Effects of non-response 39
5.3.4 Degree of non-response bias 40
5.3.5 Summary 40
5.4 Measurement issues and response error 40
5.4.1 Measurement and questionnaire design 40
5.4.2 Recall failure 41
5.4.3 Strategic response bias 41
5.4.4 Summary 42
5.5 Summary of Reliability of Harvest Estimates 42

6. Community Results Discussion 129
6.1 Baffin Region
6.1.1 Arctic Bay and Nanisivik 137
6.1.2 Cape Dorset 161
6.1.3 Clyde River 183
6.1.4 Grise Fiord 205
6.1.5 Hall Beach 229
6.1.6 Igloolik 255
6.1.7 Iqaluit 277
6.1.8 Kimmirut 299
6.1.9 Pangnirtung 321
6.1.10 Pond Inlet 345
6.1.11 Qikiqtarjuaq 367
6.1.12 Resolute Bay 391
6.1.13 Sanikiluaq 415

6.2 Kitikmeot Region
6.2.1 Bathurst Inlet 441
6.2.2 Cambridge Bay 463
6.2.3 Gjoa Haven 487
6.2.4 Kugaaruk 511
6.2.5 Kugluktuk 535
6.2.6 Taloyoak 563
6.2.7 Umingmaktok 587
6.3 Kivalliq Region
6.3.1 Arviat 609
6.3.2 Baker Lake 635
6.3.3 Chesterfield Inlet 659
6.3.4 Coral Harbour 683
6.3.5 Rankin Inlet 707
6.3.6 Repulse Bay 731
6.3.7 Whale Cove 755
6.4 All Communities - data summary 779

References 811

Tables

1. Population of Nunavut, by community, 1999 19
2. Species list 20
3. Other species reported during the Harvest Study 22
4. Commercial harvests removed from Harvest Study database 23
5. Hunter registration procedure, by community 25
6. Total hunter registration by community, by year 26
7. Hunters registered by stratum, by community and year 27
8. Sampling strategies 28
9. Consistent intentional non-response by community 30
10. Estimate of hunter under-enumeration by community 37
11. – 34. Harvest data tables, Arctic Bay and Nanisivik 137
35. – 54. Harvest data tables, Cape Dorset 161
55. – 78. Harvest data tables, Clyde River 183
79. – 102. Harvest data tables, Grise Fiord 205
103. – 126. Harvest data tables, Hall Beach 229
127. – 150. Harvest data tables, Igloolik 255

151. – 170. Harvest data tables, Iqaluit 277
171. – 194. Harvest data tables, Kimmirut 299
195. – 218. Harvest data tables, Pangnirtung 321
219. – 242. Harvest data tables, Pond Inlet 345
243. – 266. Harvest data tables, Qikiqtarjuaq 367
267. – 290. Harvest data tables, Resolute Bay 391
291. – 314. Harvest data tables, Sanikiluaq 415
315. – 338. Harvest data tables, Bathurst Inlet 441
339. – 362. Harvest data tables, Cambridge Bay 463
363. – 386. Harvest data tables, Gjoa Haven 487
387. – 410. Harvest data tables, Kugaaruk 511
411. – 434. Harvest data tables, Kugluktuk 535
435. – 458. Harvest data tables, Taloyoak 563
459. – 482. Harvest data tables, Umingmaktok 587
483. – 506. Harvest data tables, Arviat 609
507. – 530. Harvest data tables, Baker Lake 635
531. – 554. Harvest data tables, Chesterfield Inlet 659
555. – 578. Harvest data tables, Coral Harbour 683
579. – 602. Harvest data tables, Rankin Inlet 707
603. – 626. Harvest data tables, Repulse Bay 731
627. – 650. Harvest data tables, Whale Cove 755
651. – 674. Harvest data tables, All Nunavut Communities 779

Figures

1. Administrative and Staffing Flow Chart for the Nunavut Wildlife Harvest Study 13
2. The Nunavut Settlement Area: its regions and communities 18
3. Harvest location collection 31

Appendices

I. Article 5, part 4 of the NLCA 812
ll. NOCIR form 813
III. Nunavut Wildlife Harvest Study Data Sheet 814

Executive Summary

Study history

The Nunavut Wildlife Harvest Study (NWHS) was mandated by the Nunavut Lands Claim Agreement (NLCA) and carried out under the direction of the Nunavut Wildlife Management Board (NWMB). Harvest data were collected monthly from Inuit hunters for a total of five years covering the harvest months from June 1996 to May 2001. The purpose of the Harvest Study was to determine current harvesting levels and patterns of Inuit use of wildlife resources. The results of the Harvest Study are to be used by the NWMB to aid in the management of wildlife resources of Nunavut including the calculation of basic needs levels (BNLs). This purpose guided the design and implementation of the study as well as the analysis and reporting of the study results. This document is the Final Report of the results of this important study.

The NWHS was carried out under the direction of a Harvest Study Coordinator, with the assistance of Regional Liaison Officers (RLOs), who coordinated the study in each region of Nunavut, and Fieldworkers in each community. Funding for the survey was provided by the Department of Indian Affairs and Northern Development under the Nunavut Implementation Contract.

The Harvest Study covered the entire Nunavut Settlement Area (NSA) involving participants from 28 communities in all of the three administrative regions: Baffin, Kitikmeot and Kivalliq regions. In 1999, mid-way through the study, the total population of Nunavut was about 27,000, 85% of whom are Inuit. Non-Inuit residents of Nunavut were not registered in the study. During the course of the Harvest Study 6018 hunters were registered to participate.

Data collection

Hunters were stratified according to their hunting activity as occasional, active or intensive hunters. Fieldworkers in each community contacted hunters on a monthly basis to record their harvest during the preceding month. Information collected included the species of animal harvested, the number harvested, and for some species, the location, sex and age class of the animal. Harvest was defined as animals struck and retrieved. A species list developed during the design phase of the study and displayed on the Harvest Study calendar guided Fieldworkers and hunters in the data collection process. The calendar was intended as a recall aid on which the hunters would record their harvest on a day to day basis and ensure accurate reporting to the Fieldworker each month. Calendar use varied from community to community and even within communities, making this function more successful in some areas than in others.

In 21 communities an attempt was made at full census coverage of hunters; all hunters were to be contacted to provide their harvest data. Due to population size, in the remaining communities of Arviat, Baker Lake, Cambridge Bay, Cape Dorset, Gjoa Haven, Kugluktuk and Rankin Inlet, all active and intensive hunters were to be contacted and only a sample of the occasional hunters were to be interviewed. Harvest estimates were then calculated to account for the harvest of the non-sampled occasional hunters. The confidentiality of individual hunters' data was maintained throughout the study with only aggregated totals being released unless written permission was received from the hunter. This was a requirement of the NLCA and will continue to be enforced for as long as the harvest data are available for use.

Communications

Communication with participants of the study was recognized as being crucial to ensure adequate participation rates, accurate reporting and feedback on the results. Communication with participants was accomplished in many ways during the study including through posters, training of local Fieldworkers, and preliminary data reports. At the conclusion of the study, the Harvest Study Coordinator also visited each community to present the five-year preliminary results and to obtain feedback on the results and on the study in general. Communication with other organizations and government departments involved in wildlife management in Nunavut was accomplished through presentations, preliminary data reports and individual contacts by the Coordinator throughout the study. These consultations were important for promoting the study and verifying study results. Feedback from both the community visits and from other wildlife management organizations/departments are detailed in Section 6 of this report accompanying the data tables for each community.

Hunter response

The Harvest Study was a voluntary survey and as such there were some hunters who did not wish to participate. These hunters were registered in the study but were not interviewed as per their wishes. The rates of intentional non-response varied among communities; the rates ranged from 0% in many communities including Arctic Bay and Hall Beach to 32.7% in Baker Lake by the end of the study. In addition some hunters were difficult to contact and not all hunters who were willing to participate were interviewed each month resulting in variable response rates over the course of the study. Response rates during the five years of the study varied both among communities and among months. Mean annual response rates ranged from 98% in Arctic Bay and Nanisivik to 64% in Baker Lake and Coral Harbour, with an overall mean response rate for all Nunavut communities of 82%. Given these response rates, reported harvests will necessarily be lower than actual harvest levels since not all hunters were contacted. Harvest estimates were derived from reported harvests for each species and each community using a straight proportional projection method (Section 4); the objective being to obtain five consecutive annual harvest estimates by species by community to be used by the NWMB to calculate BNLs as required by the NLCA. Monthly and annual harvest estimates and response rates can be viewed in the data tables by community (Tables 11 – 650) and as combined totals for all Nunavut (Tables 651- 674).

Reliability of harvest estimates: sources of error

Since a full census coverage was rarely achieved throughout the study the sampling error was estimated and is displayed as the 95% confidence interval of the annual estimates for each species. Other sources of error affecting the estimates were also investigated during the analysis phase of the study. These errors were categorized in the areas of:

- the survey frame;
- survey coverage and non-response bias; and,
- measurement issues and response error.

The evaluation of the survey frame assessed whether the sample frame fully and accurately represented the hunter population. Errors involving the survey frame included both under-enumeration and over-enumeration. It was determined during the community visits that some hunters were never registered in the Harvest Study. This under-enumeration will cause a downward bias of the harvest estimates since these hunters were unaccounted for in the harvest estimation procedure. An assessment of this source of error was carried out for each community and is discussed in Section 6. It was determined that the degree of downward bias introduced by this error varied from non-existent to very small in communities like Arctic Bay, Igloolik, Kugluktuk and Arviat but was estimated to be more significant in communities such as Grise Fiord, Pangnirtung, Kugaaruk and Whale Cove. There is also evidence that over-enumeration, caused by non-hunters being registered in the study, took place in some communities. The effect of this error could be either an upwards or a downwards bias of the estimates and was therefore difficult to quantify; it was considered to be relatively insignificant.

Survey coverage and non-response bias were also assessed to determine whether there was any significant difference in harvest levels and patterns between those who responded to the survey and those who did not. The potential for non-response bias increases as response rates drop and as intentional non-response rates rise. For this reason it was determined that the potential for this bias was small when response rates were relatively high (over 75%) and intentional non-response rates were relatively low (under 5%). Again, these rates varied among communities and within communities from month to month. The overall intentional non-response rate for all of Nunavut was 4.5%. Section 6 contains an assessment of this source of error for each community individually and cautions readers where appropriate.

An assessment of measurement issues and response error was done to determine whether the survey responses are valid, i.e. measure the true harvests of responding individuals. Although it was reported by Fieldworkers and participants that hunters were generally truthful in

their responses, there were some key problems identified which may have led to measurement error. These problems included an under-reporting of certain species such as eggs, eider down and shellfish in many communities due to the fact that many hunters were unaware they were to report these harvests and because many hunters do not keep track of the number harvested and thus had difficulty reporting their harvest at the time of the interview.

It was also discovered that commercial harvests were inconsistently reported among communities. It was intended that harvests sold for use or consumption within Nunavut be recorded during the study and that those sold outside of Nunavut be recorded but removed from the database for the purpose of calculating BNLs. This practice was not strictly followed for various reasons and resulted in inconsistent reporting of commercial harvests.

The NWHS was designed as a monthly survey in order for respondents to be able to recall their harvests accurately; the Harvest Study calendar was also produced with this aim in mind. However, for a variety of reasons, including Fieldworker staffing difficulties and hunter unavailability, sometimes many months would pass between the harvest and the interview. This period was referred to as the recall period and was measured during data analysis to assess for the potential for recall error. Recall periods for all of Nunavut were generally small with 88% of the harvest information being collected within 3 months of the harvest date. However readers are cautioned in Section 6 when a large number of the harvests were collected over 6 months after the harvest date.

Lastly, strategic bias was investigated as a possible source of measurement error. Were there reasons for hunters to purposely under or over report their harvest and was it likely that this occurred? Several comments regarding strategic bias were received during the community visits. All of the comments referred to under-reporting of harvests for various reasons including: a misunderstanding of the study purpose and a fear that results would be used to limit harvesting; a tendency for Inuit hunters to under-report since they do not like to brag; and a reluctance to report some species since historically they have been illegal to hunt (for example tundra swans). Exaggeration of harvests was thought to be very unlikely and was assumed not to have occurred.

The ultimate question asked during the analysis of Harvest Study data was: how reliable are the harvest estimates? Do they provide an accurate record of the harvesting levels and patterns of Inuit over the study period? At the conclusion of the data analysis the answer to this question is in some cases yes and in other cases no. The size and complexity of the NWHS resulted in data reliability issues that differ not only among communities but also among the years of the study and among the species. As a result, readers are urged to refer to Section 6: Community Results Discussion, when using Harvest Study data. This section includes an assessment of the sources of error listed above for each community and provides community feedback on the data as well as other sources of harvest data for further verification of the results.

This Final Report marks the completion of the NWHS and provides readers with a comprehensive record of the study and its results. Harvest location data can be viewed by using the Nunavut Wildlife Harvest Study GIS Viewer, included on a CD with this report. The NWMB is currently reviewing options for the long-term storage of the Harvest Study data. The storage system will allow access to further data not presented in this report. Administration charges may be applied. In the interim, any readers wishing access to data not provided in this report may apply to NWMB with their request. Fulfillment of each data request will be at the discretion of the NWMB and may be dependent on factors such as staff availability and the complexity of the request and will be decided on a case-by-case basis.

1. Introduction

1.1 Purpose of report

The Nunavut Wildlife Harvest Study (NWHS or Harvest Study) was mandated by the Nunavut Land Claims Agreement (NLCA) to determine how many animals were harvested by Inuit in each community in Nunavut over a specified five-year period. The Nunavut Wildlife Management Board (NWMB) was assigned responsibility for the study. During the five-year study, 6018 hunters were registered for the survey in 28 communities, and harvest data were collected by month for over 60 species of wildlife. Harvest data included kill location, sex and age-class for selected species.

The purpose of this report is to:

- Describe the methods of the harvest survey;
- Report the results of the survey;
- Assess the reliability of the results;
- Report on the implementation of Article 5, part 4, of the NLCA (see Appendix l), which formed the basis for the Terms of Reference (NLCA, 1993, Schedule 5-5) for the NWHS.

The specific requirements of the NLCA (see excerpts in Section 2.1), as well as practice established in several other harvest surveys conducted since the 1970s in northern Canada, have resulted in the following distinguishing features of the NWHS:

- The study consisted of 28 separate community surveys using a standard design. Participation was voluntary.
- The study took a census approach (with limited exceptions) in which it was attempted to interview every participating harvester.
- Individual hunters were interviewed monthly, for 60 consecutive months (June 1996 – May 2001).
- Annual harvest estimates for each species were generated as the sum of the monthly estimates, which were in turn derived from the reported harvest and the survey response rate using a straight proportional projection method. The objective was to obtain five consecutive annual (June through the following May) estimates by species by community.

Monthly and annual harvest data in the form of projected or estimated harvests are presented in the data tables (Tables 11 – 674). A software application, the Nunavut Wildlife Harvest Study GIS Viewer, is provided with this report and may be used to display maps of the harvest location data.

The study spanned the period of time that saw the creation of the Territory of Nunavut, in 1999. Accordingly, throughout the text reference is made both to the Government of the Northwest Territories and the Government of Nunavut, and their relevant departments, depending on the context and timing of the reference.

1.2 Acronyms

BNL – Basic needs level
BQCMB – Beverly Qamanirjuaq Caribou Management Board
CWS – Canadian Wildlife Service
DEC – Data Entry Clerk
DIAND – Department of Indian Affairs and Northern Development
DFO – Department of Fisheries and Oceans
DIO – Designated Inuit Organization
DRR – Department of Renewable Resources (NWT)
DRWED – Department of Resources Wildlife and Economic Development (NWT)
DSD – Department of Sustainable Development (Nunavut)
FW – Fieldworker
GHL – General Hunting Licence
HTA – Hunters and Trappers Association
HTO – Hunters and Trappers Organization
IQ – Inuit Qaujimajatuqangit
NLCA – Nunavut Land Claims Agreement
NOCIR – Notification of change in registration
NSA – Nunavut Settlement Area
NWHS – Nunavut Wildlife Harvest Study, Harvest Study, Study
NWMB - Nunavut Wildlife Management Board
RLO – Regional Liaison Officer
RWO – Regional Wildlife Organization
TAH – Total allowable harvest
TEK – Traditional ecological knowledge
UTM – Universal Transverse Mercator

1.3 Acknowledgements

The Nunavut Wildlife Harvest Study is one of the largest ever undertaken in Canada. In addition to over 35 individuals working directly for the Harvest Study at any one time, a great number of people both with NWMB and with other organizations and government departments provided critical assistance during the course of the study. It must be stressed however, that the success of the Harvest Study was directly related to its participants. The harvesters of Nunavut, who took part in the Harvest Study by sharing their data every month for five years, deserve great praise and recognition for their part in this important study.

The following people and organizations have also done a great deal of hard work during the course of the Harvest Study and provided critical input and feedback as the study progressed:

Fieldworkers:

Arctic Bay and Nanisivik: Pauloosie Muckpa

Arviat: Frank Nutarasungnik

Baker Lake: Basil Aptanik, Andrew Parker, Charles Tarraq, Jonathan Tugak, Betsy Aksawnee, Lucy Mautaritnaaq

Bathurst Inlet: Connie Kapolak

Cambridge Bay: Ruby Haniliak

Cape Dorset: Joe Ittidlui, Salomoni Etulu, Sakiassie Pudlalik, Alice Samayuallie, Numa Ottokie, Ragee Killiktee

Chesterfield Inlet: Peter Autut, Gary Ippiak, Gloria Mimialik, Ursula Innukshuk, Bradley Aggark

Clyde River: Seetee Paniloo, Levi Illingayuk

Coral Harbour: Susie Eetuk, Heather Kolit, Molly Eetuk, Ben Ell, Tina Netser, Johnny Alogut

Gjoa Haven: Elizabeth Aglukkaq, Teddy Eleeheetook, Sarah Kegeak, Elijah Takkiruq

Grise Fiord: Leah Kalluk, Parnee Noah

Hall Beach: Joe Curley, Judah Innraluk, George Innuksuk, Martha Okalik, Bruno Immaroitok, Josie Irquttuq, Neomi Kaernerk

Igloolik: Eugene Ipkarnak

Iqaluit: Levi Nowdluk, Salamonie Shoo, Adamie Ipeelie, Tony Ulikatar, Eelaya Pitseolak, Eyalah Ineak, Jarloo Nowdluk, Micheal Immaroitok, Jamesie Pudloo, Moses Qillaq, Nathan Tigullaraq

Kimmirut: Hannah Oolayou, Josehphie Eyeevodluk, Terry Lee, Eric Tikivik, Atsaina Kolola, Olittua Judea

Kugaaruk: Eric Ammautinuar, Isabella Inuksaq, Tom Kayaitok, Charlie Niptayok, Gerald Tigvareak

Kugluktuk: Ida Kapakatoak

Pangnirtung: Josephie Kilabuk

Pond Inlet: Martha Maktar, Paul Hauli, Jonah T. Paniloo, Jollie Enoogoo, Joanasie Anaviapik, Timothy Qamaniq

Qikiqtarjuaq: Imoona Natsiapik, Jonas Audlaqiaq, Lucy Newkingnak, Jerry Kakka, Monica Nuqingaq

Rankin Inlet: Albert Kimmaliardjuk, Pierre Kolit, Pierre Okoktok, Andy Tugak, Lucy Kalukjak, Peter Autut

Repulse Bay: David Ammaq

Resolute Bay: Philip Manik, Saromie Manik, Deborah Ikaluk

Sanikiluaq: Johnny Kudluarok, Louisa Meeko, Luccassie Arragutainak, Winnie Arragutainak, Caroline Arragutainak

Taloyoak: Steve Aqqaq, Peter Mannilaq, David Nanook, Joseph Quqqiaq

Umingmaktok: Martina Kapolak, George Panegyuk, Connie Kapolak

Whale Cove: John Angoo, Ron Alikashuak, Lewis Voisey Jr., Jackie Napayok, Gunner Tugak, Louie Oklaga

Data Entry Clerks:

Qikiqtaaluk (Baffin) Region: Taqialoo Stokes

Kivalliq Region: Janet Akat, Angie Okatsiak, Elizabeth Issakiark, Sally Waah, Susan Arloo, Debbie Arualak

Kitikmeot Region: Dawn Ayalik, Edith Anablak, Mary-Jean Anablak, Susan Atatahak, Ann Klengenberg, Michelle Klengenberg

Regional Liaison Officers:

Qikiqtaaluk (Baffin) Region: Tom Demcheson

Kivalliq Region: Phillipe diPizzo, Janet Akat

Kitikmeot Region: Todd Roche

Database Managers:

Daniel Kulugutuk, Josée Galipeau, Leanne Pugh

Past Harvest Study Coordinators:

Carol Churchward, Johnny McPherson, Jordan DeGroot

Harvest Study Steering Committee:

Ovide Allakanuark, Adrian D'Hont, Jim Hines, Moses Koonoo, Gordon Koshinsky, Roger Peet, Simeoni Sammurtok

Harvest Study Committee:

David Alagalak, Nick Amautinuar, Harry Flaherty, Pauloosie Keeyotak, Moses Koonoo, Gordon Koshinsky, Kevin J. McCormick, Robert Moshenko, Makabe Nartok, David Tagoona

NWMB Staff:

Dan Pike, Director of Wildlife Management

Michelle Wheatley, Director of Wildlife Management

Billy Shaw, Harvest Study Assistant

Translation Services:

Evie Amagoalik, Betty Brewster, Edna Elias, Helen Klengenberg, Allen Maghagak, Rebecca Mike, Mary Nashook, Jacopoosie Peter.

Contractors:

Fikret Berkes, Mina Berkes, Helen Fast, Natural Resources Institute, University of Manitoba (study design)

Falcon Consulting Services (FoxPro database design)

Geomatics International Inc. (map conversion program)

Wayne Johnson (MS Access database design)

GeoArctic International Ltd. (database and mapping application)

Peter J. Usher, P.J. Usher Consulting Services (data assessment and report editing)

Jack Kruse, Professor emeritus of public policy, University of Alaska, Anchorage (data assessment)

Jamie deJong, Abdellatif Demnati, Hew Gough, Statistical Consultation Group, Statistics Canada (data assessment)

We would also like to thank staff and Board Members of the Regional Wildlife Organizations and the Hunters and Trappers Organizations as they were involved with many aspects of the Harvest Study, including administration and community consultations. In addition, the staff members with the Department of Sustainable Development (DSD), Nunavut Bureau of Statistics, Department of Fisheries and Oceans (DFO) and Canadian Wildlife Service (CWS) provided additional information and advice as the study progressed.

Heather Priest, in her role as the Harvest Study Coordinator, prepared this final report along with Peter Usher. Peter Usher provided critical input on data analysis, including the writing of Section 5 (Reliability of Harvest Study Estimates: sources and estimation of error) and also contributed to the writing and editing of other sections of the final document. Michelle Wheatley performed a great deal of editing of the Final Report and provided significant input into Section 6 (Community Results Discussion).

Brian Wheatley and Margaret Wheatley reviewed a draft version of this Final Report. A review of the final manuscript was also done by Fikret Berkes, Cynthia Wentworth and Jim Simon. We appreciate their comments and feedback.

We would like to express our appreciation for all the people who were involved in the various stages of the study. We apologize if we have neglected to mention anyone who contributed.

2. Study History

2.1 Requirement for and objectives of the NWHS

The Nunavut Land Claims Agreement (NLCA) requires that:

> *"A Nunavut Wildlife Harvest Study (Study) shall be undertaken in, and cover, each of the three Regions of the Nunavut Settlement Area"* (NLCA, 1993, Article 5.4.1);
>
> and *"shall begin in each of the three Regions on or before the first anniversary of the date of ratification of the Agreement"* (NLCA, 1993, Article 5.4.2); and
>
> *"shall be undertaken over a period of five years"* (NLCA, 1993, Article 5.4.4).

The purpose of the study is stated as being:

> *"to furnish data, to establish current harvesting levels, to assist the NWMB in establishing levels of total allowable harvest and, in general, to contribute to the sound management and rational utilization of wildlife resources in the Nunavut Settlement Area. To this end, the study shall:*
>
> *(a) document the levels and patterns of Inuit use of wildlife resources for the purpose of determining the basic needs level [BNL]; and*
>
> *(b) gather, review and analyze existing biological, ecological and harvest data pertinent to the management of wildlife in the Nunavut Settlement Area."* (NLCA, 1993, Article 5.4.5)

BNLs are to be calculated, "for each stock or population", "according to either:

> *(a) the aggregate of the greatest amount harvested in any one year during the study, and the average annual amount harvested over the five years of the Study, which aggregate is then divided by two: or*
>
> *(b) the amount harvested in any year during the Study that is nominated by an HTO at the conclusion of the Study, and the nominated year shall apply to all species subject to a total allowable harvest at the commencement of the Study." (NLCA, 1993, Article 5.6.21).*

(The formulas are slightly different for populations subject to a total allowable harvest at the beginning of the study and those that may become subject to a total allowable harvest [TAH] at a later date).[1]

The terms of reference for the study specified (among other things) that it "gather data from specific settlements for defined geographical regions over specified periods of time" (NLCA, 1993, Schedule 5-5). It is also a requirement of the study that "research, data collection, and fieldwork ... shall be designed to promote maximum harvester participation" (NLCA, 1993, Article 5.4.3).

Based on its mandate and terms of reference, the objective of the study was to produce annual estimates of wildlife harvests by Inuit, by species and by community, and to provide information on the location of these harvests.

2.2 Administration and organization

The NLCA specified that:

> "the Study be carried out under the direction of the NWMB" (NLCA, 1993, Article 5.4.2);
>
> "the research, data collection and fieldwork associated with the Study ... be contracted to an appropriate DIO" [Designated Inuit Organization] (NLCA, 1993, Article 5.4.3); and
>
> "be fully funded by Government" (NLCA, 1993, Article 5.4.4).

The study was therefore structured with a Headquarters function attached to the NWMB office in Iqaluit, three regional operations managed by the DIOs, which were the Regional Wildlife Organizations (RWOs), and Fieldworkers in each of the 27 communities. Figure 1 provides an organization chart of the overall operation.

As noted above, the study was headquartered at the NWMB office in Iqaluit. The study was headed by the Harvest Study Coordinator, a position established by the NWMB at the outset of the study. The Coordinator played an integral role in the start-up phase of the Harvest Study through consultations with the study design contractors and the Harvest Study Steering Committee. As the study progressed to the collection phase, the Coordinator was responsible for directing the technical and administrative aspects of the study, maintaining a basic level of standardization across the regions, and ensuring that the study fulfilled its purpose as stated in the NLCA. The Coordinator managed

[1] *"total allowable harvest" for a stock or population means an amount of wildlife able to be lawfully harvested as established by the NWMB* (NLCA, 1993, Article 5.1.1)

the Harvest Study budget, received and compiled the data from each of the regional offices, and analyzed and reported the Harvest Study results. The Coordinator worked closely with the RWOs and the Harvest Study Committee to complete these tasks. Updates on the progress of the Harvest Study were given at each NWMB Meeting and as required on other occasions. Once the data collection phase was complete the Coordinator took the lead role in the analysis and reporting of the study results. These activities included a community tour to present the preliminary data to local participants, and working with consultants for both data analysis and the writing of the Harvest Study Final Report. There were four Coordinators during the course of the study.

A Database Manager was hired in March 2000 to assist the Coordinator with the intake and verification of data. The Database Manager reported directly to the Harvest Study Coordinator and was responsible for managing, logging, and verifying incoming data. This position was discontinued in January 2002 after all incoming data had been received and processed.

Several committees were created by the NWMB to supervise and provide advice on the project over its life. The first was the Harvest Study Steering Committee, established to assist and advise the Coordinator in the initial set up of the Harvest Study (NWMB, 1995a). The Steering Committee consisted of representatives appointed by the three Regional Wildlife Organizations (RWOs), the Canada Department of Fisheries and Oceans (DFO), the Canada Department of Environment and the GNWT Department of Renewable Resources (DRR). It was chaired by a member of the NWMB. The Steering Committee was terminated by the NWMB in November 1997 and replaced by the Harvest Study Committee, consisting entirely of NWMB members, to oversee the data collection phase of the study (NWMB, 1997).

The three Regional Wildlife Organizations were approved as Designated Inuit Organizations for the purpose of NLCA Article 5.4.3, in September 1995 (NWMB, 1995c), and were contracted to carry out the NWHS in their regions in January and February 1996 (NWMB, 1996). They are:

- Qikiqtaaluk Wildlife Board, in Iqaluit (Baffin Region);
- Kivalliq Wildlife Board (formerly Keewatin Wildlife Federation), in Arviat (Kivalliq Region);
- Kitikmeot Hunters and Trappers Association, in Kugluktuk (Kitikmeot Region)

The NWHS was organized similarly in each region. Each regional operation was coordinated by a Regional Liaison Officer (RLO), who was employed jointly by the NWMB and the RWO. As such, his or her time was shared between Harvest Study business and RWO operations. RLO Harvest Study duties included the management of the regional Harvest Study budget, and the hiring, training and supervision of the regional Data Entry Clerk and the community Fieldworkers. Updates on the progress of data collection and other issues were given on a regular basis to the Study Coordinator.

Data entry clerks (DECs) were employed by the RWOs to work exclusively on the Harvest Study with each RLO. This work entailed the logging of incoming datasheets, entry of harvest data using a custom-designed data entry program, initial verification of the incoming data, and tracking of the change in registration status of hunters. Each month the DEC sent a digital file of data from each community in his or her region to NWMB headquarters and faxed copies of any Notification of Change in Registration forms received from the Fieldworkers.

Each RWO employed a Fieldworker in each of its communities. Some larger communities required more than one worker. The Fieldworker had the important task of collecting the harvest data from registered hunters on a monthly basis. At the outset of the study the Fieldworkers also helped with the registration of hunters, and throughout the study they updated their registration lists and supplied the regional office with any pertinent changes. Fieldworkers in each community generally worked out of office space provided by the local HTO.

Fieldworker training was accomplished with the use of a training manual and a combination of workshops, newsletters and individual training sessions.

At any given time during the data collection phase the Harvest Study employed approximately 35 people, spread among NWMB headquarters in Iqaluit, the three regional offices, and the 28 communities.

At the community level, the local Hunters and Trappers Organizations were asked to participate in the administration of the Harvest Study by recommending individuals for the Fieldworker positions and by providing administrative support to the Fieldworkers once they were hired. The HTOs also played an important role in community feedback and consultations on the Harvest Study results.

The Harvest Study was funded entirely by the Federal Department of Indian Affairs and Northern Development (DIAND), as provided for by the NLCA (NLCA, 1993, Article 5.4.4), and carried out under the direction of the NWMB (NLCA, 1993, Article 5.4.2).

2.3 Study history

The Harvest Study was conducted over a period of just over ten years, consisting of the following phases:

1) Startup (design and preparation) –1993-1996
2) Data collection – 1996-2001
3) Final analysis and reporting - 2001-2004

The total cost of the study was approximately $7.3 million. Average annual expenditure during the five-year data collection phase was approximately $1.065 million.

The Nunavut Wildlife Harvest Study began in November 1993 with the hiring of a Harvest Study Coordinator, within the time specified by the NLCA. During the first year of the study, the NWMB established the Harvest Study Steering Committee and solicited comprehensive proposals for the design of the NWHS. The Natural Resources Institute at the

Figure 1: Administration and Staffing Flow Chart for the Nunavut Wildlife Harvest Study

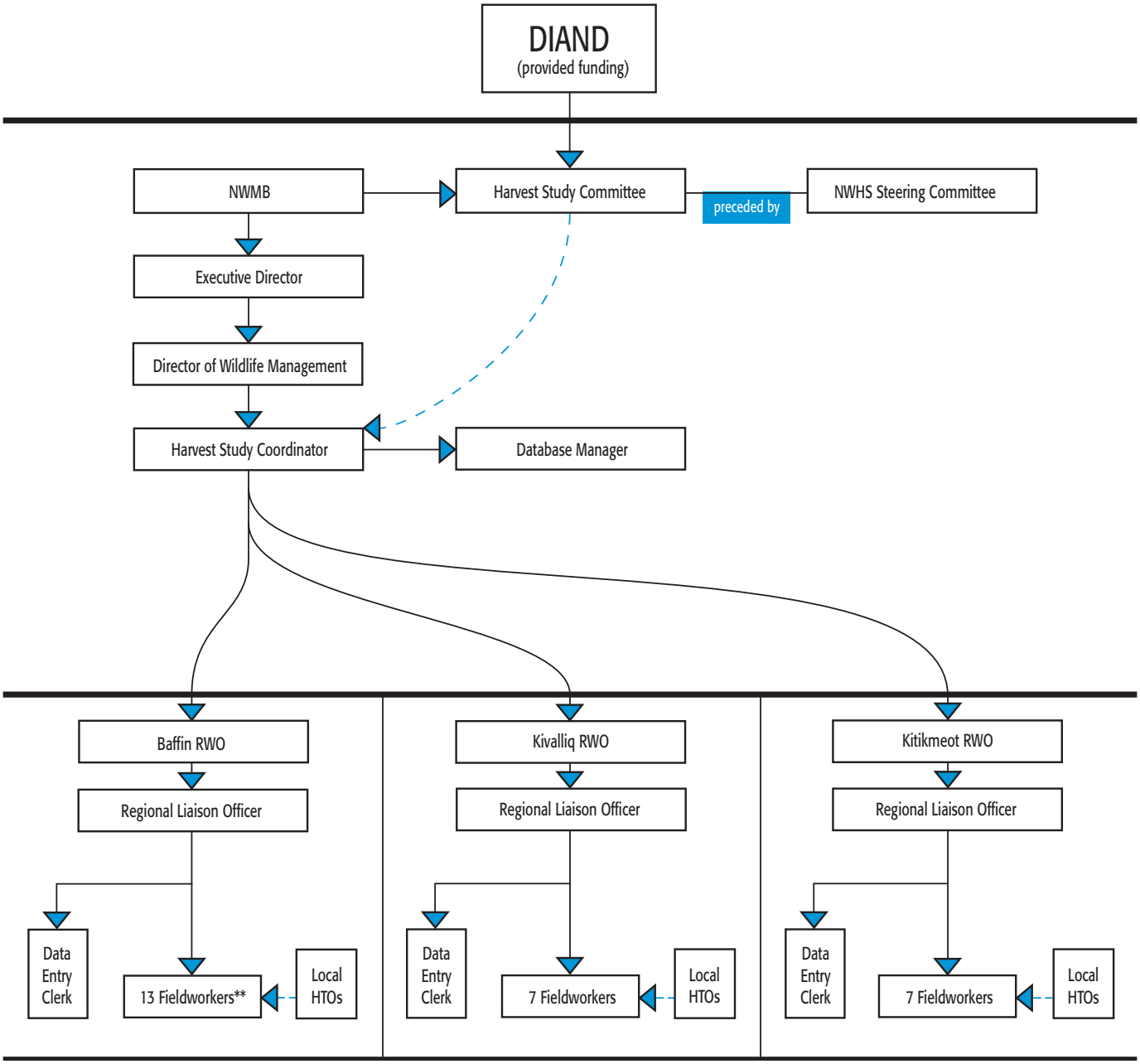

** 1 Fieldworker collected data in Arctic Bay and Nanisivik

University of Manitoba under the leadership of Dr. Fikret Berkes was selected in November 1994 (NWMB, 1994). Dr. Berkes' team worked with the Harvest Study Coordinator and the Harvest Study Steering Committee to develop the design of the Harvest Study over the next several months.

The Steering Committee made several key decisions based on its interpretation of the NLCA study mandate in early 1995. The Steering Committee felt that:

> *"Attention to previous/existing biological, ecological and harvest data (as per Article 5.4.5(b) of the Agreement) is an open-ended matter which will significantly involve the Board, its staff, and co-management agencies throughout the future. A comprehensive focus on these matters is outside the Terms of Reference for (the present aspect of) the Harvest Study as set out in Schedule 5-5 of the Agreement."* (NWMB, 1995b: 2)

Therefore, it was decided that the primary focus of the Harvest Study would be on documenting *"the levels and patterns of Inuit use of wildlife resources for the purpose of determining the basic needs level"* (NLCA, 1993, Article 5.4.5 a). This would be accomplished through a number of features of the study design, including the five-year time frame of the study and the collection of kill-location data (NWMB, 1995b).

The Steering Committee also decided that additional information would be collected, but with the caveat that it not jeopardize the primary focus or increase study costs (NWMB, 1995b). As a result, the gathering, review and analysis of existing biological, ecological and harvest data have been addressed in the study to the extent practicable. Subject to funding constraints, the NWMB intends to continue to gather, review and analyze such data into the future, and to report on the results of its efforts.

An especially important component of existing data is Inuit Qaujimajatuqangit - Inuit traditional ecological knowledge (TEK). TEK was incorporated into the Study in several ways. The collection of place name information has created a Nunavut–wide repository of traditional place names and their approximate geographic locations. Hunters were also asked to provide the Fieldworkers with comments on the general health and abundance of wildlife during the monthly interviews. This information was recorded in the comments field of the harvest data table and although it is not analyzed or summarized in this report, it is available for reference by interested individuals. TEK also contributed to the community review of, and comment on, preliminary results (Section 2.5 and Section 6).

Although there were previous harvest studies in the Nunavut Settlement Area, including those commissioned during claims negotiations for implementation purposes (Donaldson, 1983; 1984; Gamble, 1984; Jingfors 1986), none were as comprehensive as that required by the NLCA.

Other preparations that were necessary to move on to the next phase of the Harvest Study included:

- the hiring of three RLOs to coordinate the collection of data in each region;
- the hiring of three Data Entry Clerks, to work with each RLO;
- the hiring and training of Fieldworkers for each community;
- the production of a Harvest Study Calendar and data collection forms for the recording of data by the Hunters and Fieldworkers;
- the purchase and setup of equipment for input, storage and analysis of the harvest data, and
- ongoing communications with RWOs and HTOs.

The calendar, data collection forms, and training manual were pre-tested by means of a pilot study in three communities (Arctic Bay, Kugaaruk, and Chesterfield Inlet) in May 1996.

Data collection began in July 1996 and ended in June 2001, although the collection of backfill data continued through the fall of 2001.

The final phase of the Harvest Study, the analysis and reporting, began after the conclusion of the data collection and once all data had been verified and tabulated. This stage included a methodological and statistical assessment of the data for reliability, and community consultations to examine the data. The results of both of these exercises are contained in Sections 4, 5 and 6 of this report. The production of this report marks the completion of this final phase of the Harvest Study.

2.4 Privacy and access policies

The NLCA stipulated that:

> *"raw and interpreted data produced from the Study shall be fully and freely available to the Government of Canada, the Territorial Government and Inuit"* (NLCA, 1993, Article 5.4.6); and
>
> *"The NWMB shall ensure that the names of individual harvesters are not revealed when making available data pursuant to Section 5.4.6"* (NLCA, 1993, Article 5.4.7); and
>
> *"Without the prior written permission of the DIO and affected individuals, evidence obtained through the Study relating to an individual shall not be admissible in any proceeding where the individual may be held civilly or criminally liable"* (NLCA, 1993, Article 5.4.8).

The NLCA further specifies that:

> *"the NWMB shall in obtaining and disclosing information be subject to laws of general application relating to confidentiality of and access to information as if it were a government department"* (NLCA, 1993, Article 5.2.31).

As unprocessed harvest data accumulated during the course of the study, the NWMB became concerned that the requirement to make "raw data" available to other parties could result in the unauthorized or inadvertent release of preliminary harvest information not yet properly verified and assessed. Accordingly, in 1998, the NWMB prepared data sharing agreements with the Department of Resources Wildlife and Economic Development (DRWED), DFO, CWS, and the Beverly Qamanirjuaq Caribou Management Board (BQCMB). These agreements established protocols for data storage, data access, and data release (specifically, the use of NWHS data in government documents or publications). Once a data-sharing agreement was signed with a government department or organization, a copy of the database (with hunter names removed) was supplied to a designated individual within that department who managed the database and dealt with internal data requests. Copies of all interim reports were forwarded to each government department and Inuit organization involved in wildlife management in Nunavut.

In order to fulfill obligations pursuant to Article 5.4.7 of the NLCA relating to the release of any names of individual harvesters, the Harvest Study database was designed in such a way that any harvest data, whether it be in hard-copy form (datasheet) or within a computerized table, referred to hunters only by alpha-numeric code, not by name. The hard-copy lists and computerized tables containing hunters' names and codes were held only by Harvest Study staff who required this information to track registrants and perform necessary interviews.

Requests for access to harvest data by individuals or organizations not identified in Article 5.4.6 in the NLCA were assessed on a case-by-case basis by the Harvest Study Committee. Most requests were for aggregated data not yet released. Individual harvest data were never released unless written permission was received from the hunter. Several hunters requested in writing that their data be released to the Workers' Compensation Board in order to facilitate claims. These requests were granted and illustrate one of the many un-mandated functions the Harvest Study can fulfill.

It is anticipated that this Final Report will satisfy the ongoing harvest data needs of most individuals or organizations. The NWMB is currently reviewing options for the long-term storage of the Harvest Study data. The storage system will allow access to further data not presented in this report. Administration charges may be applied. In the interim, any readers wishing access to data not provided in this report may apply to NWMB with their request. Fulfillment of each data request will be at the discretion of the NWMB and may be dependent on factors such as staff availability and the complexity of the request and will be decided on a case-by-case basis.

2.5 Community consultations, communication and reporting

2.5.1 Consultation and communication

Consultation with Inuit communities about the study began during the claims negotiation process. Continuing communication of the purpose, ongoing status, and results of the Harvest Study, during its implementation, was widely recognized as essential for maximizing participation and validating results. Communications about the study included its purpose, how it would be conducted, how the information would be used, and the confidentiality provisions of the NLCA.

Communications in a variety of forms and media were used over the course of the Harvest Study:

- *Posters* were distributed in each community in both English/Inuktitut and English/Inuinnaqtun in 1996. Three posters were done promoting the purpose of the study, the benefits to Inuit and the confidentiality of the study.
- *Radio interviews* on CBC and local radio were done over the course of the Harvest Study to promote the study to the public.
- *Advertisements* in both *Above and Beyond* and *Up Here* magazines, from 1998 to 2000 promoted the Harvest Study.
- A *newsletter*, the *Harvest Study Informer*, created by the Coordinator with contributions from each of the regional offices, was sent out to Harvest Study Fieldworkers. The *Informer* provided information about the Harvest Study, tips for species identification, data collection, general updates on the study and contact information for all the offices. The *Informer* was produced every 1-2 months in 1997. Starting in 1998 separate newsletters were produced by the RLOs in each of the three regions.
- *Promotional items* for the participants. Harvest Study travel mugs were distributed to participants in 1998. In 2000 Harvest Study pocket knives were produced and were given to each participant in recognition of their past and ongoing participation in the study.
- *Harvest Study Calendars* were distributed annually to every harvester. Although the main purpose of the calendar was to serve as a data collection tool (Section 3.7), the calendar also functioned as a promotional item. Members of the community submitted photographs depicting harvesting and wildlife in Nunavut. These photographs, displayed on the front and back covers of the calendar and on each month's page, promoted both the Harvest Study and Nunavut harvesting in general.
- *Presentations to the NWMB.* The Coordinator updated the NWMB on the NWHS at each Meeting, and briefed the Board on matters requiring their decision.
- *Other presentations.* Many presentations were given to government departments and agencies, RWOs, and other organizations, during the course of the study.

2.5.2 Reporting

The NLCA required that *"The NWMB shall report annually on the progress of the Study. Upon completion of the Study, the NWMB shall publish a comprehensive summary of the findings of the research."* (NLCA, 1993, Article 5.4.9)

The production of annual reports proved impossible due to staffing changes and early problems with the database. Interim community reports were produced summarizing the first three years of Harvest Study data in the summer and fall of 2001. Copies of the reports were forwarded to each HTO and to other organizations and government departments involved in wildlife management in Nunavut. The reports were also presented by the Coordinator at various RWO and HTO meetings. HTO Managers were asked to discuss the reported harvest numbers with their Board Members and with the hunters in their communities, for the purpose of preliminary verification. Individuals and organizations were asked to comment on any of the harvest estimates in the reports, indicating if they thought the estimates looked too high or too low. Other feedback on the results was also welcome for the purpose of detecting any errors in data collection or data entry. Comment forms were circulated with the reports to allow individuals to comment on the numbers. Follow up phone calls were made to the HTOs to further discuss the results and community comments. Interviews were also done in English and Inuktitut on CBC Radio announcing the release of the reports and their availability to the public at the HTO office. Very little feedback was received during this process. Understanding the importance of community feedback on the results, the Coordinator planned a community tour in order to deliver subsequent reports to each community. Below is a description of this process, which was much more successful in obtaining comments on the Harvest Study data.

Five-Year Preliminary Reports summarizing all five years of Harvest Study data, by community, were released in November 2002. Community visits were then organized, during which the Coordinator and the RLO visited each community to present and discuss the Harvest Study data. These visits took place between January and May 2003. The communities of Bathurst Inlet, Umingmaktok and Nanisivik were not visited due to their small size; results from these communities were presented and discussed during the Cambridge Bay and Arctic Bay visits respectively.

Prior to the public meeting in each community, the Coordinator met with the HTO Board to present the data and address any questions that arose. A public meeting was then held to present the harvest data and their geographic locations to the community as a whole, using a custom computer application to display this information graphically[2]. This community tour was thus the principal occasion for community assessment, comment, and verification of the results of the study.

Comments from all community consultations on Harvest Study data are summarized in Section 6: Community Results Discussion.

2.5.3 Study products

The Harvest Study produced several reports over its life. All are available in the NWMB Resource Centre. Also available in the NWMB Resource Center are the unpublished documents cited in the references section of this report.

Reports relating to study design, quality control, and data reliability assessment:

Designing the Nunavut Wildlife Harvest Study – Interim Report
Fikret Berkes, Mina Berkes and Helen Fast, February 1995
Interim report outlining the proposed design of the Nunavut Wildlife Harvest Study.

Designing the Nunavut Wildlife Anguyanik (Harvest) Study – Draft final report
Fikret Berkes, Mina Berkes and Helen Fast, April 1995
Outlines the recommendations, budget and implementation plan for the Harvest Study

Technical Review of the Nunavut Wildlife Harvest Study
William Kemp, Lorraine Brooke and Valter Blazevic, January 2000
Results of a technical review of the Harvest Study contracted by the NWMB in June 1999.

Nunavut Wildlife Harvest Study - Interim Community Reports
Heather Priest, Harvest Study Coordinator, June – September 2001
A report was produced for each Nunavut community summarizing the first three years of Harvest Study data. Reports were released in the summer and fall of 2001.

Nunavut Wildlife Harvest Study – Five-Year Preliminary Reports
Heather Priest, Harvest Study Coordinator, October 2002
A follow-up to the Interim Community Reports, these reports summarize all five years of Harvest Study data. They contain participation rates in the communities and yearly harvest estimates for wildlife species harvested. Again, a report was produced for each Nunavut community.

The Nunavut Wildlife Harvest Study – Final Report
Heather Priest and Peter J. Usher, August 2004
This final report was prepared as a comprehensive record of the NWHS, including a summary of the study history, methods, data products and the reliability of these data.

A *Nunavut Wildlife Harvest Study GIS Viewer* was written to display GIS data collected during the study. This custom computer application was designed in the spring of 2002 to verify the geographic data in the database and to serve as a query and display tool for all users of the Harvest Study data.

[2] Public meetings were not held in Cape Dorset, Qikiqtarjuaq, Hall Beach and Iqaluit.

3. Methods and implementation

The Terms of Reference for the NWHS specified the following with respect to research, methodology, design and reporting:

> *"The study shall be conducted primarily by means of a diary/calendar record kept by harvesters of all wildlife harvested daily. The records shall be kept in prepared diary/calendars which shall be given to community interviewers. The community interviewers shall interview respondents, and translate and transcribe the harvest records onto tabulation sheets for processing. The results of the study shall be reported and portrayed geographically. In particular, the specific location, where possible, of wildlife harvest shall be recorded. The study shall gather data from specific settlements for defined geographical regions over specified periods of time."* (NLCA, 1993, Schedule 5-5)

This section describes the methods actually adopted by the study in fulfillment of the above specifications, and the implementation of those methods over the course of the study. Schedule 5-5 of the NLCA was negotiated in the early 1980s and confirmed in the final agreement of 1993. In the meantime, substantial experience of evolving best practice had been gained in previous and ongoing Aboriginal harvest surveys, both prior to the commencement of the NWHS and during its 10-year course. These developments influenced NWHS methods and their implementation significantly.

3.1 Study area and duration

The NLCA specified that the study cover the entire Nunavut Settlement Area (NSA) (Figure 2) for a period of five years. The area of the NSA is approximately 1,900,000 km2, and is subdivided into three administrative regions: Baffin (Qikiqtaaluk), Kitikmeot, and Kivalliq (formerly Keewatin). During the NWHS, there were 28 communities in the three regions (Table 1). As the community of Nanisivik was subsequently abandoned due to the closure of the mine there, the data for Nanisivik have been amalgamated with those for Arctic Bay. In this Section, which deals with the conduct of the study, reference is made to the 28 communities. However Section 4 (results) refers only to 27 communities. Hunters living at outpost camps were registered in the closest community to which they traveled for supplies or in which they resided for part of the year. Data were collected from these individuals either by radio or in person when they returned to the community.

The population of the NSA was approximately 27,000, 85% of whom are Inuit. Table 1 shows the Inuit population of each of the 28 communities, as of 1999, mid-way through the study (Government of Nunavut, 2002).

Data collection began in July 1996 and continued through June 2001. Delays were encountered in some communities due to difficulties in retaining Fieldworkers and in registering hunters. These problems were overcome in a matter of months (Section 3.7), however the decision was made by the NWMB (supported by Nunavut Implementation Panel) that the study period for the entire NSA would cover the harvest period 1 June 1996 to 31 May 2001, with the effect that the survey in some communities would last slightly less than five years, rather than have asynchronous surveys in each community. Harvest data collected in the communities of Iqaluit and Cape Dorset prior to August 1997 were deemed unreliable and were not used. In the community of Rankin Inlet problems encountered during data collection also resulted in missing data for June 1996 and from September 1997 to February 1998. Results for missing months were inferred as the mean monthly harvest for the other three or four years in order to display annual totals.[3]

[3] Details are provided in Section 6: Community Results Discussion for the relevant communities.

Figure 2: The Nunavut Settlement Area: its regions and communities

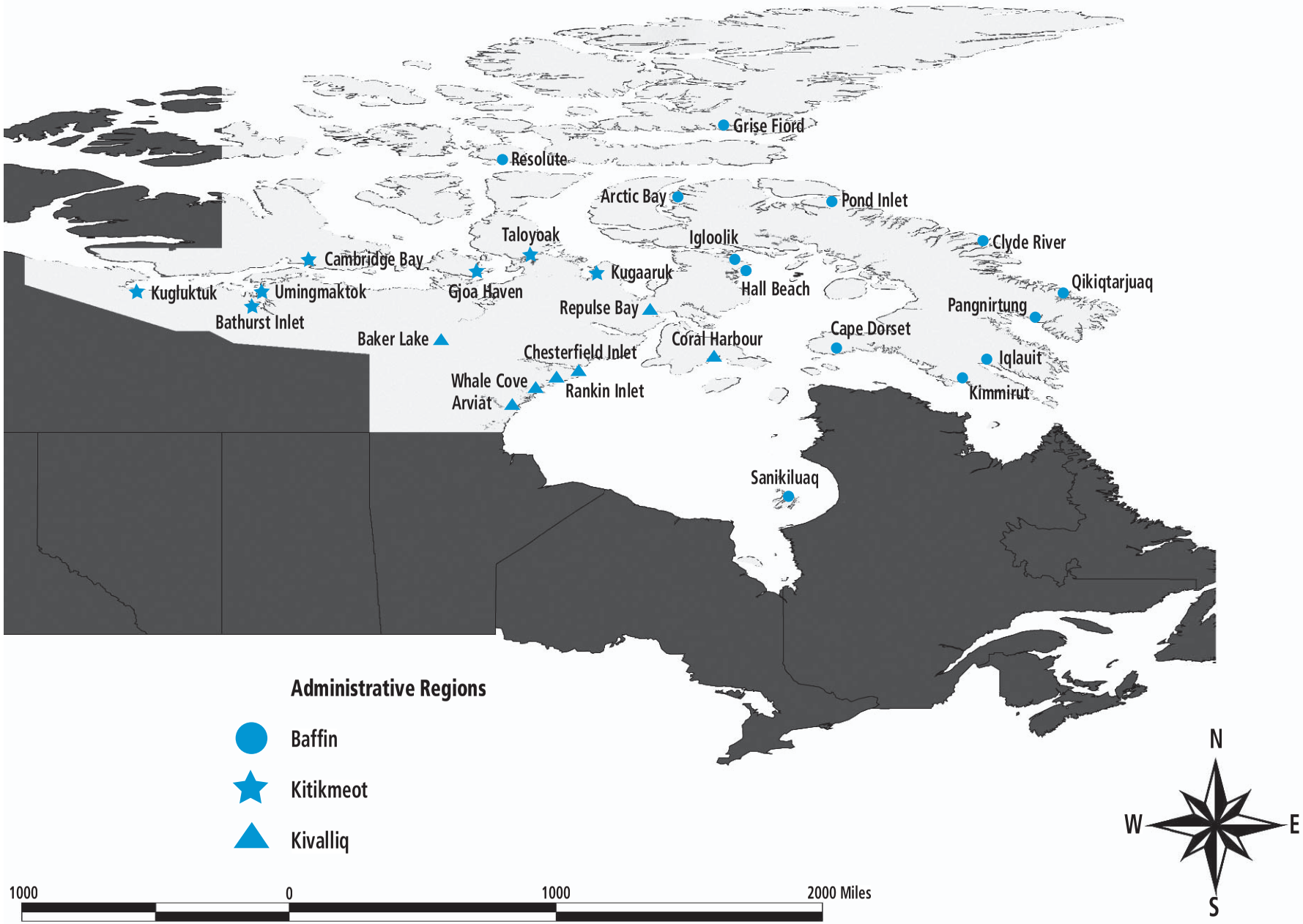

Table 1: Nunavut Population Statistics

Community		Inuit Population*
Baffin Region		
	Arctic Bay	627
	Cape Dorset	1,130
	Clyde River	737
	Grise Fiord	145
	Hall Beach	585
	Igloolik	1,246
	Iqaluit	2,956
	Kimmirut	408
	Nanisivik	23
	Pangnirtung	1,354
	Pond Inlet	1,240
	Qikiqtarjuaq	508
	Resolute Bay	174
	Sanikiluaq	631
Kitikmeot Region		
	Bathurst Inlet	16
	Cambridge Bay	1,110
	Gjoa Haven	920
	Kugaaruk	549
	Kugluktuk	1,210
	Taloyoak	714
	Umingmaktok	47
Kivalliq Region		
	Arviat	1,568
	Baker Lake	1,349
	Chesterfield Inlet	335
	Coral Harbour	775
	Rankin Inlet	1,730
	Repulse Bay	567
	Whale Cove	293
Nunavut Total		22,947

* Population estimates for 1999 provided by the Evaluation and Statistics Division, Department of Intergovernmental Affairs, Government of Nunavut (2002).

3.2 Definition of Harvest

The survey was designed to record the quantity of all species of mammals, birds (and their eggs), fish, and shellfish, harvested for local use. The species list for each region was determined on a preliminary basis, but reports of other species were recorded occasionally. The list included such species as polar bear,[4] narwhal, beluga and walrus, whose harvest numbers are documented independently through quota and tagging systems. The Steering Committee considered that these independent data would provide a reliability check on the Harvest Study results.

[4] Fieldworkers were instructed not to obtain data on polar bears in year one, although they did in fact do so in the Kitikmeot region in that year.

Table 2: Species List

Common Names			Scientific Names	Additional Data Collected
Big Game	Caribou	Barren-ground caribou	*Rangifer tarandus groenlandicus*	L, S, A
		Peary caribou	*Rangifer tarandus pearyi*	L, S, A
		Reindeer	*Rangifer tarandus tarandus*	L, S, A
		Island caribou	*Rangifer tarandus groenlandicus* *Rangifer tarandus pearyi*	L, S, A
	Musk-ox		*Ovibos moschatus*	L, S
	Moose		*Alces alces*	
	Polar bear		*Ursus maritimus*	L, S
	Tundra grizzly		*Ursus acrtos*	
	Black bear		*Ursus americanus*	
Fur-bearers	Wolf		*Canis lupus*	
	Arctic fox	White phase	*Alopex lagopus*	
		Blue phase		
	Colored fox	Red phase	*Vulpes vulpes*	
		Silver fox		
		Cross fox		
		Black fox		
	Muskrat		*Ondatra zibethicus*	
	Wolverine		*Gulo gulo*	
	Lynx		*Lynx canadensis*	
Small Game	Arctic hare		*Lepus arcticus*	
	Arctic ground squirrel		*Spermophilus parryii*	
Marine Mammals	Seals	Ringed seal	*Pusa hispida*	
		Bearded seal	*Erignathus barbatus*	
		Harp seal	*Pagophilus groenlandicus*	
		Harbor seal	*Phoca vitulina*	
		Hooded seal	*Cystophora cristata*	
	Walrus		*Odobenus rosmarus*	L, S
	Whales	Narwhal	*Monodon monoceros*	L, S
		Beluga	*Delphinapterus leucas*	L, S
		Bowhead	*Balaena mysticetus*	

Common Names			Scientific Names	Additional Data Collected
Waterfowl	Geese	Snow goose	*Chen caerulescens*	
		Canada goose	*Branta canadensis*	
		Ross's goose	*Chen rossii*	
		White-fronted goose	*Anser albifrons*	
	Ducks	King eider	*Somateria spectabilis*	L, S
		Common eider	*Somateria mollissima*	L, S
		Old squaw	*Clangula hyemalis*	
		Pintail	*Anas acuta*	
		Mallard	*Anas platyrhynchos*	
		Common merganser	*Mergus merganser*	
		Red breasted merganser	*Mergus serrator*	
		Greater scaup	*Aythya marila*	
		Lesser scaup	*Aythya affinis*	
		Black scoter	*Melanitta nigra*	
		White-winged scoter	*Melanitta fusca*	
		Surf scoter	*Melanitta perspicillata*	
	Tundra swan		*Cygnus columbianus*	
Other Birds	Loons	Common loon	*Gavia immer*	
		Arctic loon	*Gavia arctica*	
		Red-throated loon	*Gavia stellata*	
		Yellow-billed loon	*Gavia adamsii*	
	Black guillemot		*Cepphus grylle*	
	Thick-billed murre		*Uria lomvia*	
	Ptarmigan		*Lagopus lagopus* *Lagopus mutus*	
	Sandhill crane		*Grus canadensis*	
	Snowy owl		*Nyctea scandiaca*	
Eggs	Goose eggs	Snow goose eggs		
		Canada goose eggs		
		Ross's goose eggs		
		Brant goose eggs		
		White-fronted goose eggs		
	Duck eggs	King eider eggs		L
		Common eider eggs		L
	Tundra swan eggs			
	Arctic tern eggs			
	Seagull eggs			
	Thick-billed murre eggs			
	Black guillemot eggs			
Feathers	Eider down			L

Common Names		Scientific Names	Additional Data Collected
	Arctic char sea-run	*Salvelinus alpinus* anadromous	L
	Arctic char landlocked	*Salvelinus alpinus* non-anadromous	
	Lake trout	*Salvelinus namaycush*	L
	Northern pike	*Esox lucius*	
	Arctic grayling	*Thymallus arcticus*	
	Whitefish	*Coregonus clupeaformis*	
	Burbot	*Lota lota*	
	Arctic cisco	*Coregonus autumnalis*	
	Least cisco	*Coregonus sardinella*	
	Inconnu	*Stenodus leucichthys*	
	Cod	*Gadus ogac* *Boreogadus saida* *Gadus morhua*	
	Sculpin	*Myoxocephalus spp.*	
	Turbot	*Reinhardtius hippoglossoides*	
	Clams	*Mya spp.*	
	Mussels	*Mytilus edulis*	

(American Ornithologists' Union, 1998; Jones et al., 1997; McClane, 1978) L = Location of harvest; S = Sex of animal; A = Age-class of animal

Species identification was normally at the species level for mammals, birds, and fish. Exceptions were subspecies identification of caribou[5], and generic level identification of ptarmigan, cod, sculpin and clams. Occasionally a species not on the list was reported. This information was usually entered in the database as a similar animal and notes were put in the comments field. These records were found and removed from the database. A summary of these records can be viewed in Table 3.

Table 3: Other Species Reported During the Harvest Study

Community	Species	Study Year	Number Harvested
Bathurst Inlet	Herring	2	16
		3	2
		5	3
	Flounder	2	151
		3	1
Umingmaktok	Capelin	2	732
Sanikiluaq	Harlequin Duck	1	1
		2	4
Pond Inlet	Weasel	5	1

Harvest was defined as animals struck and retrieved. This is both consistent with the definition of "harvest" in the NLCA, and the most practical measure to apply in a survey. The Steering Committee decided that it would not be appropriate to collect data on number of animals struck and lost, or otherwise killed and not retrieved (NWMB, 1995b).

Although harvest quantities were normally recorded as the number of animals struck and retrieved, eider down was reported as the number of nests from which the down was collected (data tables displaying eider down harvests are footnoted accordingly). Hunters occasionally reported their fish and shellfish catches by weight rather than number. In such cases, the Data Entry Clerks applied a locally appropriate conversion factor to determine the number of fish harvested.

Data on sex and age-class of harvests were collected for some species (Table 2). These ancillary data are not included in this report.

The Steering Committee considered that the primary application of the Harvest Study results was for the calculation of basic needs levels. Although the NLCA does not explicitly define the basic needs level, the Committee concluded that:

> *"the context of the Agreement does indicate that the basic needs level is that amount of harvest which is currently taken for domestic and cultural purposes. .... Harvesting or gathering for the purpose*

[5] Caribou harvests are amalgamated at the species level in the data tables.

of obtaining skins, feathers, dog food, craft materials etc. would all be acknowledged "basic needs" components as long as the end use occurred in the hunter's community or entered into inter-settlement trade. Apparently not eligible for consideration as an item of "basic need" would be material harvested or gathered for commercial sale as food outside the Nunavut Settlement Area." (NWMB, 1995b: 2)

The key exception was the fur harvest, which was always included. In practice, each region adopted differing approaches to implementing this directive. In the Baffin and Kivalliq regions, Fieldworkers were instructed to obtain data on commercial harvests but record such harvests in the comments section of the data sheet. These harvests consisted mainly of arctic char, and some caribou. In the Kitikmeot region, animals taken in large scale commercial musk-ox and caribou harvests were not normally recorded, whereas commercial harvesting of arctic char were included in many cases. Given the inconsistencies in the recording of commercial data between communities and even within communities between different Fieldworkers it was challenging to separate commercial and subsistence harvests using the guidelines set out by the Steering Committee. The methods used when dealing with commercial harvests are outlined below.

The following commercial data were removed from the database:

- records from large scale commercial harvests such as the musk-ox harvest in Cambridge Bay;
- records whose comments indicated that the harvest had been sold to a fish or meat plant or indicated that the harvest had been 'sold' or was 'commercial'.

The following commercial data were retained in the database and are included in the harvest estimates:

- records of all fur-bearer harvests;
- records whose comments indicated that the harvest had been sold for local consumption, for example to the local HTO or one of the local stores.

On examination, only 86 records (out of a total of over 145,000) were found to indicate that the harvest had been sold. Of these records only 43 met the criteria for removal noted above and were removed from the database. A summary of these records can be viewed in Table 4. Unfortunately, many harvests were not recorded as commercial within the record comments, so there was no reliable way to differentiate these from subsistence harvests. Section 6 contains a description of the commercial harvesting in each community (if applicable) during the study and a brief discussion on whether or not it was thought to be included in the harvest estimates. This information was based on comments received during the community visits, interviews with Fieldworkers and commercial data collected from other sources.

Harvests were assigned to the hunter's community of residence (i.e. the community in which the hunter was registered), even if the hunter may have harvested in the area of another community.

Table 4: Commercial Harvests Removed from Harvest Study Database

Community	Species	Study Year	Number Harvested
Arctic Bay	Arctic Char	1	185
Arviat	Arctic Char	1	174
		2	60
Baker Lake	Caribou	1	6
Cambridge Bay	Arctic Char	3	9075
		5	1000
	Caribou	1	50
	Musk-ox	1	40
Clyde River	Arctic Char	4	111
Gjoa Haven	Caribou	1	1
Hall Beach	Arctic Char	5	15
Iqaluit	Arctic Char	4	120
Kugluktuk	Caribou	1	2
Pangnirtung	Arctic Char	3	3075
		4	740
	Cod	3	320
	Turbot	3	200
Pond Inlet	Arctic Char	3	134
Rankin Inlet	Arctic Char	1	310
	Caribou	1	7

3.3 Definition of Hunters

The study population was originally defined as Inuit residents of the Nunavut Settlement Area, plus any non-Inuit members of Nunavut communities designated by the communities as harvesting wildlife in order to meet subsistence and/or cultural needs in the Nunavut Settlement Area (NWMB, 1995b). In principle this included those individuals assigned Inuit harvesting rights under Article 5.7.34 of the NLCA, and it also included women. The working definition of "hunter" as implemented was a beneficiary of the NLCA, who is 16 years of age or older, and who participates in hunting, fishing or trapping of animals at any time during the year (NWMB, 1998). Harvests by beneficiaries under 16 were to be reported by a parent. In practice, the direction to include non-Inuit harvesters with assigned rights was inconsistently

followed. During the analysis phase of the study the local HTOs and Wildlife Officers provided an estimate of the number of hunters with assigned rights harvesting in their community during the study. This number is shown in Table 10 and is discussed in Section 6 following the data tables of the relevant communities. Other sources of error relating to the definition of hunters are discussed in Section 5.2.1.

3.4 Hunter registration

The NWHS did not attempt to survey all Inuit beneficiaries, but rather the particular class of Inuit defined as hunters (Section 3.3). This required the creation of a "master registration list" of all hunters as defined that would constitute the sampling frame for the survey. This involved a three-stage process. The first was to draw on existing administrative lists to create a preliminary list of persons having the required characteristics relating to status, age, and residence. These lists were, chiefly: the Census of Canada household counts; Inuit beneficiary enrollment lists as created pursuant to the NLCA; and the lists of General Hunting Licence (GHL) holders. The second stage was to determine, based on local (Fieldworker and community) knowledge, which of these individuals had actually hunted in the last year. Each hunter registered on the list was given a unique alpha-numeric code, with the alpha portion serving to identify community of residence. The third step in this process, unique to the NWHS, was the stratification of the hunter list into occasional, active and intensive hunters. This process is discussed in more detail in Section 3.5 but is mentioned here since the stratification of the hunter list was done at the time of registration.

Fieldworkers were responsible for keeping the lists up to date for each monthly survey wave, by tracking persons becoming or ceasing to be eligible, or moving from one community to another. Changes in registration could result from any one of the following:

- new registration (e.g. a young hunter who just turned 16)
- change in hunting activity
- death
- incarceration
- movement in or out of the community

The procedure for tracking these changes was for the Fieldworker to file a Notification of Change in Registration (NOCIR) form (Appendix II) and fax it to the regional office. The form was reviewed by the RLO or DEC in the region then faxed to the NWMB office where the registration list was updated and the revised form was faxed back to the region for their records. There were times when changes were made to the registration table during the verification process without the completion of a NOCIR form. In these instances, a note was made in the comments field of the registration table that detailed when the change was made, by whom and why.

The Study Coordinator or Database Manager changed the registration lists accordingly (by assigning new alpha-numeric codes and re-coding hunters not eligible to be surveyed that month), and advised Fieldworkers of inter-community transfers.

The effect of this procedure was to update the original master registration list each month. These updates were then used to create a monthly hunter list in which persons not eligible to be surveyed for that month were not included and new hunters were added. The current monthly registration list for any month is thus equal to the number of persons eligible to be surveyed for that month. The number of hunters listed in the master registration list only increased throughout the study since although hunters were added, they were never deleted from the master list (only coding changes were made).

The RLO in each region was asked to provide information on how the master registration lists were actually created. This information can be seen in Table 5. In most communities, especially in the Baffin and Kivalliq regions, it was done door to door by the Fieldworker. The beneficiary lists were still under compilation and incomplete when the study began. In the outcome, this method was used in only two communities (Arctic Bay and Cape Dorset in the Baffin region). In the Kitikmeot Region, the lists were created primarily by using GHL lists, except in Kugaaruk where the list was created by the Fieldworker based on his own knowledge. In Bathurst Inlet, the GHL list was supplemented by local knowledge to add hunters to the registration list.

The need for change in registration status for any particular hunter was usually discovered during the course of the monthly interviews, although confirming the permanence of such changes, especially of inter-community migration, might take several months. If a hunter was not interviewed for one or more months, it was important to determine if he or she were no longer in the community or simply difficult to contact. Generally, if a move was for longer than two months the hunter was removed from the list in his or her community of origin and added to the list in the new community (as long as the move was within Nunavut) to ensure continuity of interviews. There were some occasions when this process was followed for a hunter who was absent from the community for only one month. This usually occurred when the Fieldworker was told that the hunter had moved, when he or she actually had only been visiting in the other community. These situations were uncommon and are not felt to have a significant effect on the results. Notes explaining any movements were entered in the comments field of the registration table.

The number of hunters registered each year by community is given in Table 6. The total number of persons registered for the study (i.e. the total number in the sampling frame at any time during the five years in all of the 28 communities) was 6018. Since some hunters hunted and consequently were registered in more than one community the total number of persons registered for the study is less than the sum of each community total.

Table 5: Community Hunter Registration Procedure

Community		Hunter Registration Method	Who determined which individuals registered	Who classified the hunters
Baffin	Arctic Bay and Nanisivik	Beneficiary list (Arctic Bay), Door to door (Nanisivik)	Field Worker (FW)	FW with advice of hunter
	Cape Dorset	Beneficiary list	FW	FW with advice of HTO Chair and of hunters in some cases
	Clyde River	Door to door	FW	FW with advice of hunter
	Grise Fiord	Door to door	FW	FW with advice of hunter in some cases
	Hall Beach	Door to door	FW	FW with advice of hunter in some cases
	Igloolik	Door to door	FW	FW with advice of hunter in some cases
	Iqaluit	Door to door	FW	FW with advice of hunter in most cases
	Kimmirut	Door to door	FW	Unknown
	Pangnirtung	Door to door	FW	FW with advice of hunter in some cases
	Pond Inlet	Door to door	FW	Unknown
	Qikiqtarjuaq	Door to door	FW	Unknown
	Resolute Bay	Door to door	FW	FW with advice of hunter
	Sanikiluaq	Door to door	FW	FW with advice of hunter and HTO Manager
Kitikmeot	Bathurst Inlet	GHL lists, added to with FW, RLO and HTO input	FW, Hunter, RLO, HTO	FW, Hunter, RLO, HTO
	Cambridge Bay	GHL lists	FW, Hunter, RLO, HTO	FW, Hunter, RLO, HTO
	Gjoa Haven	GHL lists	FW, Hunter, RLO, HTO	FW, Hunter, RLO, HTO
	Kugaaruk	FW created list with own knowledge	FW, Hunter, RLO, HTO	FW, Hunter, RLO, HTO
	Kugluktuk	GHL lists	FW, Hunter, RLO, HTO	FW, Hunter, RLO, HTO
	Taloyoak	GHL lists	FW, Hunter, RLO, HTO	FW, Hunter, RLO, HTO
	Umingmaktok	GHL lists	FW, Hunter, RLO, HTO	FW, Hunter, RLO, HTO
Kivalliq	Arviat	Door to door/on the street	FW and Hunter	FW with advice of hunter
	Baker Lake	Door to door/on the street	FW and Hunter	FW with advice of hunter
	Chesterfield Inlet	Unknown	Unknown	Unknown
	Coral Harbour	Door to door/on the street	FW and Hunter	FW with advice of hunter
	Rankin Inlet	Unknown	Unknown	Unknown
	Repulse Bay	Door to door/on the street	FW and Hunter	FW with advice of hunter
	Whale Cove	Door to door/on the street/radio	FW and Hunter	FW with advice of hunter

Table 6: Total Hunter Registration by Community, by Year

Community		Year 1	Year 2	Year 3	Year 4	Year 5	Total
Baffin	Arctic Bay and Nanisivik	267	254	250	245	257	310
	Cape Dorset	n/d	504	481	472	423	510
	Clyde River	198	213	214	223	218	245
	Grise Fiord	40	43	55	61	58	73
	Hall Beach	137	147	146	142	165	181
	Igloolik	212	233	246	259	273	307
	Iqaluit	n/d	350	400	406	415	540
	Kimmirut	96	99	102	104	97	114
	Pangnirtung	184	191	194	197	194	224
	Pond Inlet	263	277	294	331	355	408
	Qikiqtarjuaq	114	116	124	163	157	192
	Resolute Bay	51	64	65	70	68	75
	Sanikiluaq	133	155	159	166	171	181
Kitikmeot	Bathurst Inlet	18	17	17	18	17	21
	Cambridge Bay	332	347	338	347	332	391
	Gjoa Haven	344	347	337	344	338	368
	Kugaaruk	63	80	80	86	88	102
	Kugluktuk	276	273	266	269	263	294
	Taloyoak	235	231	222	221	212	249
	Umingmaktok	31	30	21	17	11	31
Kivalliq	Arviat	379	380	387	395	393	410
	Baker Lake	327	324	315	302	299	341
	Chesterfield Inlet	72	79	80	77	85	92
	Coral Harbour	256	254	266	244	226	283
	Rankin Inlet	379	372	367	364	362	424
	Repulse Bay	169	163	157	152	146	180
	Whale Cove	50	50	47	50	49	61
	Nunavut	4578	5451	5468	5528	5529	6018

3.5 Stratification of the hunter list

The study design called for a stratified hunter list, in order to produce a more accurate estimate of the harvests of those hunters who were not included on the interview list (in sub-sampled communities) or who could not be reached or did not wish to participate in a given month.

The registration list was stratified at the time of registration according to three predefined classes of harvesting intensity, as follows:

- Intensive: *"A hunter who repeatedly and regularly engages in all or nearly all of the various types of hunting activities during the annual cycle. There is always country food in the household."* (NWMB, 1998, tab 3)
- Active: *"A hunter who regularly engages in some, but a limited number, of the major harvesting activities during the annual cycle (e.g. ice-edge seal hunting, char fishing, or caribou hunting). Participation in the activity may be short but intense; time commitment is more than day-trips or an occasional weekend."* (NWMB, 1998, tab 3)
- Occasional: *"A hunter who occasionally, but not regularly, participates in hunting activities (e.g. a day or two of caribou hunting or waterfowl hunting, or rod-and-reel fishing every now and then). Participation is usually short-term, such as day-trips or weekend outings."* (NWMB, 1998, tab 3)

A non-hunter was defined as an individual who does not (or did not in the past year) participate in hunting or fishing activities. Non-hunters were not registered in the Harvest Study (Berkes et al., 1995a).

It was the responsibility of the Fieldworker in each community to classify each hunter on the registration list. As Table 5 indicates (for the 23 communities for which there is a record) the Fieldworker classified hunters in several ways:

- with the advice of the hunter (in all communities, wholly or in part);
- with the advice of the HTO (in nine communities, including all of those in the Kitikmeot);
- on the basis of his or her own knowledge (in five communities, all in the Baffin).

The NWHS did not establish any objective or numerical test of these categories. Classification was done on the basis of the judgement of either the Fieldworkers or the hunters themselves as to how the criteria applied to them.

Table 7 shows the breakdown of registered hunters by stratum, by community and by year. In some communities the intensive stratum did not have a sufficient number of hunters for the purpose of estimating total harvest. For example if there were only 1 or 2 intensive hunters registered and those hunters were not interviewed for a given month, no harvest could be estimated. For this reason intensive strata which comprised 5% or less of the total number of hunters were joined with the active strata. Also due to the relatively small number of hunters in Bathurst Inlet and Umingmaktok all strata were joined in these communities. The shading shown in Table 7 identifies strata amalgamated for the purposes of estimating total harvest (Section 4).

Table 7: Hunters Registered by Strata, Community and Year

Community		1			2			3			4			5		
		O	A	I	O	A	I	O	A	I	O	A	I	O	A	I
Baffin	Arctic Bay and Nanisivik	221	46	0	208	45	1	207	42	1	201	43	1	212	44	1
	Cape Dorset	n/d	n/d	n/d	399	67	38	381	63	37	372	63	37	324	61	38
	Clyde River	168	22	8	181	23	9	179	26	9	187	27	9	182	27	9
	Grise Fiord	19	21	0	24	20	0	37	18	0	42	18	1	39	16	3
	Hall Beach	57	56	24	64	60	23	61	61	24	61	57	24	81	58	26
	Igloolik	107	54	51	124	57	52	130	61	55	145	60	54	162	58	53
	Iqaluit	n/d	n/d	n/d	198	121	31	240	126	34	236	133	37	244	135	36
	Kimmirut	60	21	15	61	23	15	64	24	14	65	25	14	62	21	14
	Pangnirtung	86	72	26	95	70	26	98	70	26	107	65	25	108	62	24
	Pond Inlet	133	85	45	143	91	43	163	91	40	200	90	41	229	86	41
	Qikiqtarjuaq	81	32	1	83	32	1	91	32	1	128	33	2	125	29	3
	Resolute Bay	21	23	7	33	24	7	34	24	7	39	24	7	38	24	6
	Sanikiluaq	57	55	21	71	62	22	75	62	22	81	64	21	85	65	21
Kitikmeot	Bathurst Inlet	12	3	3	11	3	3	11	3	3	11	4	3	10	4	3
	Cambridge Bay	259	58	15	272	60	15	262	61	15	268	61	18	255	60	17
	Gjoa Haven	300	41	3	298	43	6	289	42	6	294	42	8	289	41	8
	Kugaaruk	23	24	16	25	37	18	28	36	16	29	40	17	32	38	18
	Kugluktuk	177	99	0	174	99	0	168	98	0	172	97	0	168	95	0
	Taloyoak	189	36	10	185	36	10	178	35	9	174	38	9	170	33	9
	Umingmaktok	23	8	0	23	7	0	15	6	0	13	4	0	9	2	0
Kivalliq	Arviat	309	64	6	309	65	6	312	69	6	315	74	6	312	74	7
	Baker Lake	264	62	1	263	60	1	252	62	2	240	60	2	234	63	2
	Chesterfield Inlet	40	21	11	45	23	11	46	23	11	43	24	10	47	29	9
	Coral Harbour	113	110	33	112	111	31	124	110	32	105	108	31	94	104	28
	Rankin Inlet	238	86	55	240	80	52	235	80	52	228	82	54	226	83	53
	Repulse Bay	108	55	6	105	52	6	103	48	6	103	43	6	96	44	6
	Whale Cove	32	16	2	32	16	2	31	16	0	32	18	0	30	18	1
	Nunavut	3070	1159	357	3681	1364	422	3699	1361	423	3771	1357	432	3776	1339	428

3.6 Random sampling in large communities

The objective of the survey was to achieve full census coverage of the entire registration list in each community. However, due to budget limitations, it was not possible to hire sufficient Fieldworkers to cover the entire registration list in the larger communities. The Steering Committee therefore decided to sample two-thirds of the hunters on a random basis in these communities, to ensure a manageable workload for one Fieldworker. The original study design recommended this procedure for Iqaluit, Rankin Inlet, and Cambridge Bay (Berkes et al., 1995a). Prior to the commencement of data collection, this procedure was extended to the communities of Cape Dorset, Kugluktuk, Gjoa Haven, Arviat, and Baker Lake (all of which were communities with >275 persons on the registration list in year 1). However, it was never implemented in Iqaluit, due to delays there in hunter registration, and ongoing concerns regarding under-enumeration. Baker Lake was subsequently removed from the list of sub-sampled communities in January 1999 due to low participation rates.

The initial sampling strategy was to include all hunters in the intensive and active strata, and a random selection of however many hunters in the occasional stratum were required to make up the 2/3 sample (random selection was done separately in each region). This new list of the sampled hunters was called the "interview list" (in contrast to the "registration list"). In the "registration list" the hunters on the "interview list" were given a value of True and the hunters not to be interviewed were assigned a value of False.

In 1997, the interview lists for the communities of Arviat and Rankin Inlet needed to be revised, due to inconsistencies found between the regional lists and the lists kept at headquarters. A new stratification procedure was adopted in which all of the active and intensive hunters and one-third of the occasional hunters would be surveyed. This resulted in a new "interview list" which was used for the duration of the study in those communities. The effect of these two strategies is compared in Table 8.

Table 8 Sampling strategies

Example 1 (1996 – 1997):	Registration list	Interview list
total	120	80 (2/3)
intensive	10	10
active	20	20
occasional	90	50

Example 2 (1997 – 2001):	Registration list	Interview list
total	120	60
intensive	10	10
active	20	20
occasional	90	30 (1/3)

The original intent was to reconstitute the "interview list" each year with a new random selection of hunters in the occasional stratum. In the outcome, the "interview list" was never reorganized, and those selected in the first round remained in the survey for the entire duration (with the above-noted partial exception of the Kivalliq communities).

As new occasional hunters were registered in the seven communities, they were not added to the "interview list" but registered and assigned a value of False. Later, in year 4 of the study, all new hunters including those in the occasional stratum were added to the interview list. The great majority of these were hunters new to the community but previously registered in another community.

3.7 Data collection procedures

3.7.1 Interview protocol

The NWHS was designed as a door to door survey, in which the community Fieldworker would interview each registered hunter each month. Fieldworkers contacted the hunters either in person or by telephone. The interviewer first ascertained whether the hunter had harvested anything during the previous month, and if so, recorded the number, location, and other details of the harvest of each species taken.

If telephone contact had been made the Fieldworker would arrange to visit the hunter in person to collect his or her harvest data. In-person interviews were almost always required in order to map harvest locations. The Fieldworker filled in a harvest data collection form (Nunavut Wildlife Harvest Study Data Sheet – Appendix III) for each hunter contacted each month. However, when a hunter could not be contacted, data sheets were not consistently filed for those persons.

Although the possibility of collecting information on hunter effort was discussed in the design stage, this information was not collected in any detail by the survey. The original response codes included "hunted but not successful", but this was discontinued as inappropriate and unworkable.

3.7.2 Reporting period (monthly interval), backfill procedures

The survey was conducted monthly, with the reference period for each survey wave being the calendar month prior to the interview. Fieldworkers had, for example, the entire month of July to interview all registered hunters about their harvests during the month of June. When a hunter could not be reached in a particular month, the Fieldworker would enquire about previous months' harvests when he or she was finally contacted in a subsequent month. This process, known as backfilling, would sometimes be done for several months, if necessary. However, backfill of information more than six months old was generally discouraged. The period of time (expressed in number of months) between the harvest and the interview was called the recall period and was used as a measure of the extent of backfilling throughout the study. The recall period was calculated for each harvest record in the database. Included with the data tables are tables which display the recall periods of the collected harvest data indicating on a monthly basis the percentage of harvest records which were backfilled by 3 months or less, 4-6 months and by more than 6 months.

Harvest Study Calendars were produced and distributed to all registered hunters at the beginning of each calendar year. The last four pages of the calendar listed the animals on the species list along with a picture of each animal. Hunters recorded their harvest data on their calendar and each month the Fieldworker contacted them for this information. Calendar use varied from community to community.

3.7.3 Survey response categories and rates

Initially, monthly response of each individual on the "interview list" was recorded as one of nine different categories:

1 – Hunted
2 – Did not hunt
3 – Hunted, but not successful
4 – Still out hunting
5 – Moved
6 – Out of town
7 – Could not contact
8 – Did not want to be interviewed
9 – Other

In 1998, these categories were collapsed as follows, and reorganized in the existing database accordingly:

1 – harvested	(replaced old code 1)
2 – did not harvest	(replaced old code 2 and 3)
3 – could not contact	(replaced old code 4, 6, 7 and 8)
4 – no longer hunting community in the(moved, incarcerated, deceased, no longer hunting)	(replaced old code 5)

New category 4 consists of persons not eligible to be surveyed for any particular monthly survey wave and is omitted from the calculation of response rate. New category 3 includes both those who could not be contacted, and those who refused to be interviewed. However, if a hunter consistently did not want to participate in the study, the registration table was updated to indicate 'DWTBI' (does not want to be interviewed) and the month and year this information was received was noted. This information was retained in the registration table and referred to as consistent non-response; the number of those persons is noted in Table 9. Every person reporting code 1 has an associated record of harvest; all other reporting codes do not.

The eligible survey population in any month is the sum of codes 1-3. The response rate, expressed as a percentage, is thus the sum of codes 1-2 divided by the sum of codes 1-3 or can be expressed as: $\Sigma_{1,2}/\Sigma_{1,2,3}$ X 100%. Monthly response rates for each community are provided in the data tables.

Table 9: Consistent Intentional Non-response by Community

Community		Total Number of Hunters*	DWTBI**	% DWTBI
Baffin	Arctic Bay and Nanisivik	310	0	0.0
	Cape Dorset	243	2	0.8
	Clyde River	245	3	1.2
	Grise Fiord	73	1	1.4
	Hall Beach	181	0	0.0
	Igloolik	307	3	1.0
	Iqaluit	540	7	1.3
	Kimmirut	114	2	1.8
	Pangnirtung	224	7	3.1
	Pond Inlet	408	8	2.0
	Qikiqtarjuaq	192	10	5.2
	Resolute Bay	75	2	2.7
	Sanikiluaq	181	7	3.9
Kitikmeot	Bathurst Inlet	21	0	0.0
	Cambridge Bay	246	1	0.4
	Gjoa Haven	246	1	0.4
	Kugaaruk	102	0	0.0
	Kugluktuk	201	1	0.5
	Taloyoak	249	1	0.4
	Umingmaktok	31	0	0.0
Kivalliq	Arviat	310	1	0.3
	Baker Lake	336	110	32.7
	Chesterfield Inlet	92	5	5.4
	Coral Harbour	283	13	4.6
	Rankin Inlet	324	48	14.8
	Repulse Bay	180	1	0.6
	Whale Cove	61	3	4.9
Nunavut		5255	237	4.5

* Total number of hunters on the interview list at least once during the study.
** DWTBI: Does not want to be interviewed. Hunters consistently refusing to participate.

3.7.4 Harvest location

Schedule 5-5 of the NLCA required that harvest data be portrayed geographically. A list of selected animals on the species list was designated as requiring the recording of harvest locations (Table 2).

Fieldworkers were provided with the 1:250 000 scale topographic maps for the hunting areas used by the members of their community. With the help of the Fieldworker, the hunter was to locate the area in which he/she harvested the animal. The Fieldworker would then use the Universal Transverse Mercator (UTM) grid coordinates on the map to mark the location of harvest and the place name of that location on the datasheet. These grid coordinates were overlaid on each map and the method for designating a location is described on the margin of each map. Figure 3 describes the procedure that was to be used. The resultant two-letter, four-digit code would be entered on the datasheet as the map code of the harvest. This method would identify a grid square 1km X 1km in which the harvest took place. This would translate to an accuracy of recording of 1km. However, in some cases the hunter would only point to the general area of the harvest and in these cases an accuracy of 1 km cannot be assumed. As well, it was reported to us by Fieldworkers and participating hunters that in many cases hunters would only refer to the place name of the location and it would be up to the Fieldworker to choose the grid coordinates for the harvest. In some communities Fieldworkers had developed a list of common place names and their associated grid coordinates. Again this reduces the accuracy of the harvest location data. The result of these practices is that the accuracy of geographic data cannot be assumed to be 1 km. This must be considered when using the harvest location and place name information. However, the NLCA does not state any minimum requirements for the accuracy of harvest location data and the resultant maps of harvest locations still document the patterns of Inuit use of wildlife resources as required by Article 5.4.5 (a) of the Agreement.

Harvest location data can be viewed by using the Nunavut Wildlife Harvest Study GIS Viewer, included with this report. Readers should consult the metadata file included with this viewer before using any of the GIS data provided. The metadata file includes a full characterization of the GIS data and details such as how the data were collected, processed and verified.

Figure 3: Harvest Location Collection

The map code was always determined by first noting the two letter grid coordinate (WH in this example).

The letters would be followed by the easting coordinate:

● ■

and then by the northing coordinate:

◆ ▲

So in this case the map code would be **WH1504.**

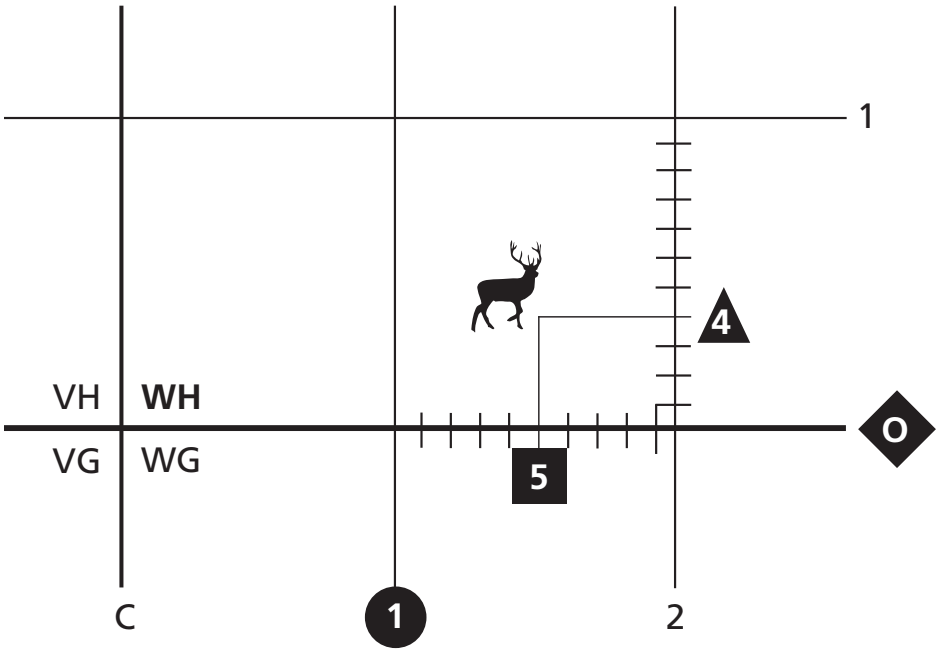

4. Harvest Data (Results)

This report contains 27 sections of harvest data tables (one for each community, counting Arctic Bay and Nanisivik as one community combined) and a Nunavut-wide section containing similar tables combining results from all communities. There are a total of 664 harvest data tables (Table 11 – 674) included in this report throughout Section 6: Community Results Discussion. The tables are organized by study year so that each community section contains a group of tables for each of the five years of the study and a group of tables summarizing the annual totals for all five years. A Community Results Discussion concludes each community section. Each group of annual tables consists of:

1. *Monthly harvest estimates* – This table provides the estimated monthly harvest by species[6], and an annual total for each species, calculated as the sum of the monthly totals, with the 95% confidence interval for the annual total. Some species from the original species list (Table 2) were aggregated when calculating harvest estimates and confidence intervals. This was done to simplify reporting and because in some cases hunters had reported the species group rather than the specific species or sub-species. Species aggregations are as follows:
   - Caribou: includes barren-ground caribou, island caribou, Peary caribou and reindeer, comments in the Community Results Discussion section indicate which type are harvested by each community
   - Arctic fox: includes white and blue color phases
   - Coloured fox: includes red, silver, cross and black color phases
   - Eider duck: includes both king eider and common eider
   - Goose eggs: includes eggs of snow goose, Canada goose, Ross's goose, brant goose and white-fronted goose
   - Duck eggs: includes eggs of king eider and common eider
   - Arctic char: includes both landlocked and sea-run char

2. *Monthly hunter response* – This table provides the number of hunters eligible to be surveyed (monthly hunter list), the number on the interview list (for sub-sampled communities only), the number interviewed and the number who harvested each month, and shows the monthly response rate (for all strata combined) based on these numbers. When calculating harvest estimates, each stratum was considered separately and estimates were first calculated for each stratum of hunters, then all strata were totaled to achieve a community estimate for each month of the study.

3. *Recall period between harvest and interview* – Summarizes the period between the harvest and the interview to collect the harvest. Shown in the tables are the percentages of harvest records collected with recall periods of 3 months or less, between 4 and 6 months and over 6 months. Percentages were rounded to the nearest whole number resulting in the sum of the three categories being 99% in selected cases. Recall periods give readers an indication of the extent of backfill by Fieldworkers and the potential for recall error (discussed in detail in Section 5.4.2).

4. *Number of hunters harvesting each species* – This table provides the number of hunters who harvested each species in each month of the study and the total number of hunters who harvested the species during that study year. Readers will note that the total column is not always the sum of the monthly columns since the same hunter may hunt a given species in more than one month of the year.

The five-year summary tables for each community contain the same four tables as described above but display annual results instead of monthly results. As noted above the data tables for each community are followed by a Community Results Discussion. This section summarizes the reliability of harvest estimates specific to each community, expanding on the information presented in Section 5 and contains community feedback and other sources of harvest data. Selected species in the harvest estimate table are footnoted and refer readers to related comments and data found in this discussion section.

[6] Polar bear data displayed are not harvest estimates; harvest numbers were provided by DSD.

4.1 Harvest Estimates

The NWHS uses a simple proportional projection in which the reported harvest is multiplied by the inverse of the response rate, expressed most simply as:

$$Y = y(N/n)$$

where Y = estimated harvest
y = reported harvest
N = the population or sample frame (in this case the monthly registration list)
n = the number of hunters responding

This method assumes that the respondents can be treated as a random sample of the population. Each month is treated as an independent survey and each stratum is calculated separately.

The harvest estimate and variance analysis calculations which follow were adopted from those developed by the Statistical Consultation Group, Statistics Canada, for the Inuvialuit Harvest Study (Joint Secretariat, 2003). In order to verify the application of these calculations to the NWHS data, this Group was contracted to confirm the calculation of harvest estimates and confidence intervals for a sample of the NWHS data.

The detailed calculation method is as follows:

The estimated monthly harvest by stratum is calculated as:

$$Y_{mcs} = \frac{N_{mcs}}{n_{mcs}} \sum_i y_{mcsi}$$

Where: Y_{mcs} = estimated harvest for month *m*, community *c*, and stratum *s*
N_{mcs} = number of hunters registered in month *m*, community *c* and stratum *s*
n_{mcs} = number of hunters interviewed in month *m*, community *c* and stratum *s*
y_{mcsi} = harvest reported by the reporting hunter *i* in month *m*, community *c* and stratum *s*

The variance for the estimated monthly harvest for each stratum was then calculated by:

$$Var(Y_{mcs}) = \frac{N^2_{mcs}}{n_{mcs}} (1-f_{mcs}) s^2_{mcs}$$

where,

$$f_{mcs} = \frac{n_{mcs}}{N_{mcs}}$$

$$s^2_{mcs} = \sum_i (y_{mcsi} - \bar{y}_{mcs})^2/(n_{mcs} - 1)$$

Since each stratum is treated as an independent survey group the total monthly estimated harvest for month m and community c is calculated by:

$$Y_{mc} = \sum_s Y_{mcs}$$

Similarly, the variance of this monthly estimated harvest is calculated by:

$$Var(Y_{mc}) = \sum_s Var(Y_{mcs})$$

The annual harvest estimate for each community is then calculated as the sum of the monthly estimated harvests:

$$Y_c = \sum_m Y_{mc}$$

and the variance of the annual estimate is calculated by:

$$Var(Y_c) = \sum_m Var(Y_{mc}) = \sum_s \sum_m \frac{N^2_{mcs}}{n_{mcs}} (1-f_{mcs}) s^2_{mcs}$$

The 95% confidence limits are then simply the square root of the variance calculated above multiplied by 2 or $2\sqrt{Var(Y_c)}$. These limits determine the upper and lower values of the 95% confidence interval and are shown in the far right column of the harvest estimate tables. The 95% confidence interval defines the range in which we can be 95% certain that the true harvest lies. For example, in Table 11 the annual harvest estimate for caribou for the community of Arctic Bay is 1246 animals +/- 96. Translated to plain language this means that the annual harvest of caribou by Arctic Bay hunters is estimated to be 1246 animals, being 95% confident that the true annual caribou harvest is in the range of 1150 to 1342 animals.

4.2 Response Rates

As seen above in Section 4.1 the number of hunters interviewed in relation to the number of hunters registered (response rates) is critical in the calculation of harvest estimates. Response rates were calculated for each stratum, community and month using the hunter response codes outlined in Section 3.7.3. The response categories shown in the hunter response tables are as follows:

Hunter response category	Study codes
Monthly hunter list	sum of code 1, 2, 3 and occasional hunters not included in the sub-sample (for sub-sampled communities)
Interview list	sum of code 1, 2 and 3
Hunters interviewed	sum of code 1 and 2
Harvested	number of code 1
Response rate (%)	$\sum_{1\text{-}2}/\sum_{1\text{-}3}$ X 100%, OR hunters interviewed/interview list X 100%.

Where the study codes were:
Code 1: Harvested
Code 2: Did not harvest
Code 3: Could not contact

All hunters on the monthly hunter list for a given month were considered to be potential harvesters and were included in the harvest estimate calculations. A master registration list for the entire study period was held at headquarters and included all hunters who were registered in the study at any time during the five year span. Readers will note that in the seven sub-sampled communities, the occasional hunters not included in the sub-sample, although included in the calculation of harvest estimates, were not included in the response rate calculations. The reason for this was that the response rates were intended to show the number of hunters interviewed in relation to the number of hunters who were intended to be interviewed. It was never intended that occasional hunters not included in the sub-sample be interviewed during the study.

The far right 'Total' column in each of the monthly hunter response tables indicates the following:

Monthly Hunter List: hunters on the monthly hunter list in at least one month of the year

Interview List[7]*:* hunters on the interview list in at least one month of the year

Hunters Interviewed: hunters who were interviewed in at least one month of the year

Harvested: hunters who harvested in at least one month of the year

Response Rate: the mean monthly response rate

Similarly, the 'Total' column of the annual hunter response table indicates the number of hunters registered, on the interview list, interviewed and having harvested in at least one month of the whole study. The total response rate is then the mean of the five mean monthly response rates.

The hunter response tables in the Nunavut-wide section differ in the fact that the 'Total' column in both the monthly hunter response and the annual hunter response tables will not be the same as the sum of the 'Total' columns for each community. The reason for this is that some hunters were registered in more than one community in one year (they may have moved to a new community part way through the year). Consequently, the sum of the community 'Totals' are often higher than the Nunavut-wide 'Totals' since some hunters would be counted more than once.

[7] Interview list was only included in the tables in communities where occasional hunters were randomly sampled.

5. Reliability of Harvest Estimates: Sources and Estimation of Error

The purpose of this section is to assess the strength of the data collected by the NWHS for the purpose of establishing current harvesting levels, and determining basic needs levels, as required by the NLCA. Inevitably, due to survey limitations, the harvest levels actually reported to the survey are incomplete. It is therefore necessary to estimate *"the amount harvested in any one year"* (NLCA, 1993, Article 5.6.21) for the purpose of calculating a BNL, on the basis of reported harvests.

It is crucial that these estimates of total harvests be credible to Inuit beneficiaries, to the NWMB, and to wildlife management agencies. This credibility depends on a clear statement of survey methods, along with an assessment of both the qualitative and statistical integrity of data.

The harvest estimation procedure described in Section 4.1 will produce a reliable estimate of total harvest and its associated sampling error if:

1) *N* fully and accurately represents the hunter population.
2) The *n* respondents constitute a sufficiently representative sample of the *N* hunters, by virtue of adequate response rate and appropriate assessment of non-response bias.
3) The survey responses are valid, i.e. measure the true harvests of responding individuals.

This section assesses whether each of these conditions was met by the NWHS for the purpose of estimating BNLs, and if not, identifies and, if possible, estimates the degree of bias or error.

For each condition we consider:

- how the survey was designed and conducted,
- the potential sources of error associated with each element of the design and conduct of the survey,
- the extent to which these errors actually occurred, in each community, (where this is already known),
- the direction and magnitude of these errors, and
- appropriate means of testing the significance of these errors, in order to account for them and if possible to remedy them.

This section identifies the general, survey-wide issues. Particular problems for each community are identified in the Community Results Discussion section following each community's five-year summary tables.

This chapter does not consider errors or other issues arising from geo-referencing kill locations.

5.1 Approach

Three main problems arise in a survey of this type.

First, the entire Inuit population was not surveyed, but instead a sampling frame consisting of a hunter list was drawn up at the outset of the study, based on a set of personal characteristics which were applied to certain administrative lists on the basis of local (Fieldworker and community) knowledge. This procedure introduces the possibility of incomplete or inconsistent enumeration, and thus that the sampling frame was not in fact fully representative of the intended survey group.

Secondly, the study was voluntary, and for this as well as logistical reasons, 100% (full census) coverage of the hunter list was rarely if ever achieved in any community in any month. In effect, a very large but nonetheless incomplete sample was drawn from the sampling frame. The reported harvest (sum of all responses) is thus necessarily somewhat less than the true harvest, which must be estimated. Incomplete coverage introduces the possibility that the sample is non-random. If there is a significant difference between the characteristics of those surveyed and those not surveyed, then there is non-response bias in the resulting estimate. The higher the response rate, the lower is the potential for non-response bias.

Thirdly, measurement error may occur. Either the interview protocol is misunderstood and elicits incorrect responses, or respondents choose not to answer correctly (strategic bias).

No minimum levels of precision were formally specified in either the design stage of the NWHS or by the steering or advisory committees. Nor, in a survey conducted at the end of the data collection phase, did potential data users specify such levels (Usher and Brooke, 2001:13-14). For reasons explained in Section 2, total harvest estimates were not generated at the end of each survey year, nor were the results

communicated to Inuit hunters. Partly as a result of this, there was little mid-course correction during the survey, and what follows is a post-survey assessment of the integrity of the NWHS data for estimating BNLs.

The methods for this assessment have been selected primarily on the basis that they are simple and understandable. In any event, more sophisticated assessment methods were beyond the resources of the study in its final stage. The reader should also keep in mind that this is an administrative decision-making database, not primarily a research database. Persons with a research interest may wish to apply different reliability criteria and procedures for harvest estimation.

5.2 The survey frame: identification and enumeration

This section considers condition 1: whether the sample frame (N) fully and accurately represents the hunter population.

5.2.1 Sources of enumeration error

As noted in 3.4, the creation of the registration list was, in practice, a three-stage process. The first was to draw on existing administrative lists to create a preliminary list of persons having the essential characteristics relating to status, age, and residence. The second was to determine, based on local (Fieldworker and community) knowledge, which of these individuals had actually hunted in the last year. The third step was the stratification of the hunter list into occasional, active and intensive hunters. The first two stages introduce several possibilities for incomplete or inconsistent enumeration, and thus that the sampling frame was not in fact fully representative of the defined universe. Several potential problems arise with this procedure.

One problem is that when the survey began, the beneficiary lists were still under compilation and incomplete, and therefore did not necessarily generate a complete list of Inuit beneficiaries 16 and over. On the other hand, the lists may also have included Inuit not actually resident in their home communities. With respect to the GHL lists, these did not routinely include women, as under the old GHL system, a licensee could hunt for his family. The GHL list would thus likely under-enumerate women, and possibly some teen-age boys. As a consequence these lists needed to be augmented by the Fieldworker to include hunters under-represented on these lists.

A second problem arises from the Fieldworker's determination of whether the individuals enumerated initially actually harvested in the year prior to the start of the NWHS (and thus conformed to the definition of hunter). This gave rise to two possible sources of error, both arising from incomplete or inconsistent application of the definition of a 'hunter':

- The first source is a failure to confirm that people who qualified on the grounds of status, age, and residence, actually hunted, possibly because of a cultural reluctance to directly question a person's status as a hunter. The effect would be to over-enumerate. There is some evidence that this was the case in communities where many hunters (especially in the occasional stratum) consistently reported not hunting at all (code 2 in each month).
- The second source is the possibility that a Fieldworker did not consistently apply the survey-prescribed definition of who is a hunter, but substituted, for example, his or her own cultural perception of who is a hunter. Although the NWHS intended to include anybody who harvested anything, for many Inuit, "hunter" means something more than an individual who might occasionally fish, or shoot the odd goose or caribou. It denotes for them certain important personal attributes and characteristics, not simply personal activities. Thus some Fieldworkers could have applied a more rigorous definition of hunter than was intended by the survey. This would necessarily lead to under-enumeration for the purposes of the survey.

The problem of under-enumeration was thought to be significant in some communities based on discussions with community members and on screening tests completed during the data analysis phase of the study. Based on this preliminary analysis, the survey coordinator reexamined the hunter list with HTOs during the community visits. Table 10 shows communities' assessment of under-enumeration based on these consultations. Under-enumeration of these hunters would have led to a downward bias of the harvest estimates in all cases since these non-registered hunters were known to be hunting in the community during the study but were never interviewed and a harvest was never estimated for them. The extent of this bias is dependent on the number of eligible hunters who were not registered in the study and their classification. For instance the effect of the under-enumeration of five occasional hunters would be less than that of five active hunters on the community harvest estimates. Harvest estimates for the unregistered hunters can be estimated using mean harvest quantities for each species by strata. However, these estimates, having their own sources of error and bias, are beyond the scope of this Final Report. Readers may apply to NWMB to obtain the results of these calculations. Since the effect of under-enumeration will vary from community to community readers are urged to consult Table 10 and Section 6: Community Results Discussion for relevant comments regarding each community.

Table 10: Estimate of Hunter Under-enumeration by Commuinty

Community		Total # of registered hunters	Estimated # of unregistered hunters with assignment rights	HTO Board estimate of unregistered hunters	Estimated total # of unregistered hunters	Estimated percent of hunters unregistered
Baffin	Arctic Bay and Nanisivik	310	6 O and 2 A	Registration number acceptable	8	3
	Cape Dorset	510	1 O and 1 A	13 O and 13 A and 1 I missing	29	5
	Clyde River	245	1 O	Registration number acceptable	1	0
	Grise Fiord	73	1 O and 2 A	12 O and 2 A missing	17	19
	Hall Beach	181	3 O	Registration number acceptable	3	2
	Igloolik	307	None	Registration number acceptable	0	0
	Iqaluit	540	48 O and 2 A	51 O, 12 A and 1 I	114	17
	Kimmirut	114	1 O	51 O missing	52	31
	Pangnirtung	224	1 O	61 O and 7 A missing	69	24
	Pond Inlet	408	1 A	Registration number acceptable	1	0
	Qikiqtarjuaq	192	None	4 O, 7 A and 5 I missing	16	8
	Resolute Bay	75	None	Registration number acceptable	0	0
	Sanikiluaq	181	3 O	11 O and 3 A missing	17	9
Kitikmeot	Bathurst Inet	21	None	Registration number acceptable	0	0
	Cambridge Bay	391	16 O and 2 A	37 O missing	55	12
	Gjoa Haven	368	4 O	18 O missing	22	6
	Kugluktuk	294	3 O and 1 A	Registration number acceptable	4	1
	Kugaaruk	102	1 O	62 O and 5 A missing	68	40
	Taloyoak	249	3 O	Registration number acceptable	3	1
	Umingmaktok	31	None	Registration number acceptable	0	0
Kivalliq	Arviat	410	5 O	Registration number acceptable	5	1
	Baker Lake	341	1 O and 1 A	65 O missing	67	16
	Chesterfield Inlet	92	2 O	12 O missing	14	13
	Coral Harbour	283	5 O	Registration number acceptable	5	2
	Rankin Inlet	424	13 O	Registration number acceptable	13	3
	Repulse Bay	180	None	31 O and 8 A missing	39	18
	Whale Cove	61	None	44 O missing	44	42

O = occasional hunter
A = active hunter
I = intensive hunter

The effect of over-enumeration was more difficult to estimate since results may be biased either upwards or downwards depending on the participation of the over-enumerated hunters. If non-hunters were registered and response rates were consistently high in that community, there will be very little effect on the harvest estimates. However, if the response rate of non-hunters was higher than that of actual hunters in the community then estimates will be biased downwards since the inclusion of the non-hunters in the responding group will result in a lower overall mean harvest and lower harvest estimates for the non-responding hunters. If, on the other hand, the response rate of the hunters was higher than that of the non-hunters then the opposite would occur, and the estimates would be biased upwards. This is a form of non-response bias (Section 5.3) caused by over-enumeration of hunters. A final complicating factor of this issue is that some of these participants who consistently reported no harvest may have been doing so as a method to avoid sharing their harvest data. This is a form of hidden non-response and is discussed further in Section 5.3.2. The result of this assessment is that there is evidence that over-enumeration of hunters did occur during the study. Given the potential for hidden non-response masquerading as over-enumeration, it is difficult to estimate the extent of the problem. Considering this and the uncertainty of the direction of bias, an estimation of the effect of this source of error was not possible. However, given the likelihood that the bias occurred in both directions in many instances it can be said that the overall effect on harvest estimates is likely small.

The preceding discussion relates only to the initial registration process. However, over the life of the survey it was necessary for Fieldworkers to monitor the registration status of hunters and modify their status should it become necessary. Modifications were made to the registration lists based on hunter movements, deaths or changes in hunting activity. New hunters were also added to the lists as they became eligible for the survey. Examination of the cumulative survey record, and the post-survey community verification process indicated that tracking errors were few, and unlikely to have biased reported harvest totals in any particular direction or to any significant degree.

5.2.2 Summary

Does the sample frame fully and accurately represent the hunter population? The answer would appear to be no in many communities. Due to several issues including the administrative lists used in the initial registration process and the application of a Fieldworker's cultural perceptions of a hunter as opposed to the intended definition of a hunter, it appears that these enumeration errors did occur in the NWHS. Under-enumeration of hunters seems to be the more significant problem and will cause a downward bias of harvest estimates. The extent of this bias is discussed further in Section 6: Community Results Discussion. Over-enumeration likely occurred to a smaller extent but since it was more difficult to measure and could bias estimates in either direction it was not quantified and is considered to be relatively insignificant. Therefore, condition 1 cannot always be met.

5.3 Survey coverage and non-response bias

This section considers condition 2: whether the n respondents to the survey form a representative sample of the N hunters, in other words, that there is no significant difference in harvest levels and patterns between those who responded to the survey and those who did not. A significant difference between the two may arise from under-sampling the population (sampling error), or because there is some systematic difference between those who responded and those who did not (non-response bias). The higher the response rate, the less will be the impact of both sampling error and non-response bias on the harvest estimates.

5.3.1 Survey coverage

Survey coverage was generally over 75%. If coverage were purely random, the achieved coverage rates would for the most part be sufficiently high to produce reliable estimates of total harvest, especially if variance in actual harvest levels is relatively low. However, this is not so for all species. First, some species are taken in very low numbers, only occasionally, by relatively few harvesters (e.g. polar bears, narwhal, walrus). In fact, recording systems exist for some of these species that will almost certainly produce better harvest estimates than a comprehensive harvest survey. For this reason, the NWHS has relied on DSD records rather than the study counts for polar bear totals.

Secondly, in some cases a very small number of harvesters may take a highly disproportionate share of the total harvest, because they specialize in that species or because they are "super-harvesters", who hunt for other households besides their own. These persons were generally classed as active or intensive hunters. Low reporting rates in those strata are therefore of special concern. Where survey coverage was less than 75% by stratum, this is noted and discussed in Section 6: Community Results Discussion.

Included in each set of data tables is a table indicating the number of hunters who harvested each species. Readers are advised that, for species that are harvested by only a small proportion of hunters, the confidence intervals for the harvest estimates should be treated with caution.

5.3.2 Non-response

There are three main reasons for non-response in surveys:

1. Some members of the target population will not participate;
2. Some members of the target population cannot be contacted by the Fieldworker;
3. Some Fieldworkers will not contact some members of the target population.

The NWHS was a voluntary survey and in any such survey, some people may choose not to participate. This may be due to:

- lack of appreciation or understanding of the reasons for the survey and what benefits will result;
- lack of confidence or trust in whether the survey data might be used, or become available to others, for unintended and potentially adverse purposes;
- lack of trust in, or dislike of, the Fieldworker who, given community size and stability, is known personally by the respondent.

Deliberate non-response to the NWHS is considered to have occurred in two ways. The first is declared non-response. Some hunters consistently declined to participate in the survey. The monthly reporting code for this response was removed during the study (Section 3.7.3), after which it was no longer possible to differentiate between hunters who were not available for interview versus hunters who refused to be interviewed on a monthly basis. However, since the hunters who consistently declined to participate were designated as such in the registration table, it is possible to identify these hunters. Table 9 shows the number of hunters who consistently declined to participate in the study by community and is discussed further in Section 5.3.4.

The second form of non-response is covert or hidden non-response. Because the first question in the monthly interview is a screen, to ascertain whether the individual actually hunted the previous month, the remainder of the interview can be avoided by responding "no", without appearing to refuse the interview outright.

The issue of failure to contact the entire survey population is due primarily to the fact that everyone eligible to be surveyed was not accessible in every month at the time of survey. Although Fieldworkers were instructed to contact everyone on the monthly hunter list (or interview list, as the case may be) each month, some people were out of town (in some cases out hunting) or not at home. While Fieldworkers were instructed to obtain previous months' data for such persons when finally contacted, this was not always achieved.

Finally, Fieldworkers may consciously or unconsciously have placed a lower priority on reaching certain members of the target population, or avoided contacting them altogether. Reasons could include personal likes and dislikes, or convenience of access to any particular residence. Thus some people may have been consistently less likely to be contacted. Fieldworkers and hunters alike confirmed that this did occur throughout the study in many communities.

All of these reasons for non-response are potentially, if not actually, non-random.

When sampling a small proportion of a large population, there is little if any way of knowing anything about the non-respondents, and most importantly, how they might be different from the surveyed population. However, where a large proportion of a small population is surveyed (as in the case of the NWHS), certain characteristics of non-respondents may be sufficiently known that one can make at least a descriptive assessment of the likelihood and degree of non-response bias.

5.3.3 Effects of non-response

Unwillingness to participate in the study does not necessarily mean there is any particular non-response bias, because there could be many reasons for it. However, lack of confidence or trust in the uses of or access to the study data, and particularly personal information, may result in a desire to conceal harvest levels. In the context of the NWHS, there are probably more reasons for people to want to conceal high harvest levels than low ones. For example, hunters may have believed that if they were seen to be harvesting too many animals that new quotas may be established or existing quotas reduced.

Consistent failure to contact certain hunters may also indicate non-response bias. Hunters who are not available for interviews may have different characteristics than those who are. For example hunters who are often out on the land harvesting may be more difficult to reach. On the other hand, hunters who work full time and may travel for their job may also be more difficult to reach.

Consistent failure by Fieldworkers to attempt to contact certain individuals seems unlikely to have any obvious connection to non-response bias.

5.3.4 Degree of non-response bias

Individuals who consistently refused to participate in the study were designated as such in the master registration table. Table 9 shows the number of these hunters in each community and indicates that this may have been an issue in the following communities where recorded rates of intentional non-response are over 5%:

- Qikiqtarjuaq
- Baker Lake
- Chesterfield Inlet
- Rankin Inlet

The possibility of covert non-response was tested for by examining the consistency of participation rates (code 1 response as a proportion of code 1 plus code 2 responses) over a five year period, on the basis that declining rates might indicate "hunter fatigue" with the survey over time. The only communities that showed noticeable declines in participation over the life of the survey were Qikiqtarjuaq, Iqaluit, and Repulse Bay. Otherwise there is no noticeable evidence of hidden non-response, unless it was widely employed as an avoidance strategy right from the outset of the survey, which seems highly unlikely.

5.3.5 Summary

Do the *n* respondents constitute a sufficiently representative sample of the *N* hunters? On the whole, although it is likely that some non-response bias is present, and may especially affect the estimation results in communities where response rates were relatively low (e.g. less than 75%), the effect of this bias (upward or downward) on the harvest estimates is difficult to calculate. Therefore condition 2 is met in most communities where response rates are relatively high. Exceptions may occur for those communities where declared non-response rates were above 5%.

5.4 Measurement issues and response error:

This section considers condition 3: whether the survey responses are valid, i.e. measure the true harvests of responding individuals.

Survey measurement refers to questionnaire design and administration, and interview format, intended to elicit accurate responses to survey questions. The validity of the results of a survey depends on minimizing the opportunities for response error. Response error refers to the difference between the "true" answer to a question and the answer the respondent provides to that question. Response error can result when a hunter gives a harvest quantity that is higher or lower than the actual number harvested or it can result when a hunter omits a harvest of one species (or certain attributes of that harvest such as gender, age or location) while reporting the harvest of other species. This latter occurrence is referred to as item non-response and differs from the non-response bias discussed in Section 5.3.

Response error may arise from a misunderstanding of the question, or recall failure, or it may be strategic. A successful harvest survey requires the following conditions be fulfilled:

- Parameters or variables must be properly identified and the questions made comprehensible to the respondent (measurement and questionnaire design).
- Respondents must know and remember the "true" answer (minimize recall failure).
- Respondents should have an interest in answering the questions truthfully and accurately (minimize incentives to strategically bias their responses upward or downward).

In general, response error cannot be quantified but it can be identified and described, and the direction and magnitude of bias acknowledged and accounted for.

5.4.1 Measurement and questionnaire design

Over 60 species or sub-species were reported to the NWHS (Table 2). Although participants in the study were given a list of these species in their Harvest Study Calendar, it was rare for Fieldworkers to prompt hunters for each species during the interview. The majority of Fieldworkers interviewed the hunters by first asking if they had harvested during the month. The hunters were then asked: "what did you catch?" This may have resulted in hunters forgetting to report some species. Also if hunters did not carefully read through the species list they may not have been aware they were to report certain species. This would have the effect of causing hunters to under-report some of their harvest. This situation was reported by many hunters during our community visits, particularly relating to the harvest of eggs, eider down and shellfish.

The main problem in questionnaire comprehension, by both Fieldworkers and harvesters, was in the consistent treatment of commercial harvests. Harvest was defined as animals or fish killed and retrieved. It was intended to include commercial harvests only if the end use was within Nunavut (Section 3.2). Fieldworkers were instructed to collect commercial harvest data from hunters but to record it as such on the datasheet. This way these harvests could be used for verification purposes but could be removed from the database for the calculation of harvest estimates and BNLs (Section 3.2). Several problems arose with the collection of data on commercial harvests.

First, Fieldworkers were not informed to differentiate between harvest sold for use within Nunavut and harvest sold to be exported outside of Nunavut. In reality this may be difficult for hunters to report since they may not be aware of where their harvest ends up once they have sold it. Therefore some of the commercial harvests reported as such may have been sold within Nunavut and should be included in the BNL calculation. The result of this will be an under-estimation of the harvest. However, there were relatively few commercial records removed from the database (Table 4) and as such it is thought that this effect was minimal.

Secondly, the hunters in some cases reported their commercial harvest along with their subsistence harvest and in these cases there is no way to separate the two. The result of these problems relating to Fieldworker training and communication with hunters is that in some communities commercial harvests intended for sale outside of Nunavut were reported along with the subsistence harvests. This error will result in an over-estimation of harvesting for these species. Since the significance of this problem varies between species and between communities, it is dealt with in more detail in Section 6: Community Results Discussion following the data tables for each community.

5.4.2 Recall failure

In keeping with practice in other Aboriginal harvest surveys, the survey was conducted monthly in order to minimize recall failure, and harvesters were given harvest calendars as a recall aid. If a hunter could not be contacted in any particular month, the Fieldworker would request information on the harvest for missing months, when contact was finally established. This backfill procedure was normally done within the first three months. However in some communities recall periods of over 6 months were encountered. Included in the data tables for each community are monthly recall period tables. The recall period was calculated as the number of months between the harvest and the interview for each harvest record in the database. The recall period tables summarize this information by displaying the percentage of records having recall periods of 3 months or less, 4-6 months and more than 6 months.

From these tables it appears that long recall periods may have been a problem in the following communities: Baker Lake, Qikiqtarjuaq, Cambridge Bay, Coral Harbour, Hall Beach, Iqaluit, Kugaaruk, Rankin Inlet and Whale Cove. The effect of this extended recall was quite possibly less accurate or less complete recall. If the latter, the result would be some degree of under-reporting.

Regardless of the recall period, the events must be significant to the respondent in order to be recalled. The experience with harvest surveys is generally that recall of actual harvest numbers will be better for large mammals or unusually harvested species, than for species which are routinely or commonly taken in large numbers. In the latter case, the actual numbers may never have been considered and committed to memory by the harvester. During the community visits hunters repeatedly reported that they often did not count the number of eggs, down or shellfish that they harvested. They then found it difficult to estimate their harvest when the Fieldworker interviewed them. The use of recall aids such as the calendar was intended to help with this.

Calendar use during the Study did vary from community to community ranging from most hunters using their calendar in communities like Sanikiluaq, Bathurst Inlet and Igloolik to very few making use of them in Iqaluit, Kugaaruk, Repulse Bay and Cambridge Bay. In some communities we were informed that calendar use varied within the community and in general the older hunters used the calendar more and the younger hunters relied more on their memory (Chesterfield Inlet and Kugaaruk). In Pond Inlet we were told that the active and intensive hunters made more use of their calendars as a recall aid.

5.4.3 Strategic response bias

Strategic response bias refers to the conscious decision by the respondent to exaggerate, minimize, or fail to disclose his or her harvest levels. Reasons could include fear of prosecution under wildlife legislation, or fear of income investigation or loss of program entitlements. While the NLCA itself prohibits the release of personal data for such purposes, it is possible that not all hunters understood this feature of the study, or were fully confident of it. There was no provision for individual informed consent forms to be administered at the outset of the study.

The following comments relating to strategic response bias were made during the community consultations:

- Historically it has been illegal to hunt certain species (for example some waterfowl species like tundra swans), so many hunters are still reluctant to report these species.
- Most Inuit hunters do not like to brag and will often under-report their catch.
- Many hunters did not understand the purpose of the study and felt that the data could be used against them in the future. This may have influenced the reporting of some species.

Exaggeration of harvests for the simple purpose of enhancing BNLs is unlikely to be a significant factor, because it would have had to be done by a lot of respondents and with substantial exaggeration. This is generally thought to be unlikely due to cultural norms, and because it would probably have been detected and commented on by study personnel.

One aspect of strategic response bias is interviewer induced bias, i.e. where the respondent does not like or trust or feel comfortable with the interviewer. As there was normally only one Fieldworker per community, the use of an alternative interviewer in these cases was not an option.

There were a few instances in some communities where personal issues between the Fieldworker and some of the hunters had an impact on the interviews. In some cases it was a gender issue where some male hunters were reluctant to report their data to a female Fieldworker. In other instances it was an issue of age, it was suggested in some communities that an older Fieldworker with more harvesting knowledge would have been more successful during monthly interviews. It was also mentioned that some personal or family politics would affect how a hunter reported to a certain Fieldworker.

5.4.4 Summary

Are the survey responses valid, i.e. do they measure the true harvests of responding individuals? The answer would appear to be yes in most cases, especially for large mammals or unusually harvested species, and when recall periods were low. However, it has been determined that an under-reporting of certain species occurred. These species include shellfish, eggs and eider down. It is also suspected that an over-reporting of the harvest of some species took place as commercial harvests were included in some records. The degree and direction of bias these errors introduced vary by community and by species. Readers should refer to the Section 6: Community Results Discussion for specific examples of these errors and their effects. Therefore condition 3 is met in most cases.

5.5 Summary of Reliability of Harvest Estimates

Providing a short, concise summary of the reliability of the Harvest Study data is a difficult task. The NWHS was a study which involved staff and participants in 28 communities taking part in the collection of data on the harvest of over 60 different species of animals, from over 5000 harvesters, over a five-year period. The size and complexity of the study resulted in data reliability issues that differ not only among communities but also among the years of the study and among the species.

It is recommended that anyone using the Harvest Study data should first identify their data of interest. The user should determine whether they are interested in data from one particular community; or for one particular species; or whether they can further narrow their needs to a particular time period during the study. Once the user has made these determinations, the reliability of the data they are interested in can be assessed by reading Section 5 and by referring to Section 6 for the community and species of interest, paying close attention to the Community Results Discussion including community comments and other sources of data. Armed with all of this information readers will be able to come to a conclusion regarding the reliability of the data of interest to them and will be able to determine whether that level of reliability will be sufficient for their intended use of the data.

The main purpose of the NWHS was to provide the NWMB with the information needed to calculate basic needs levels if a total allowable harvest is put in place or kept in place for a particular species. Given the above discussion, the NWMB will need to follow a similar process of assessing data reliability when basic needs levels are to be calculated. The harvest estimates displayed in this Final Report along with the analysis and discussion of the data will provide the NWMB with the necessary tools to complete this task. The primary purpose of the NWHS should also be kept in mind by those who use the information in this report for other purposes.

ᐃᓗᓕᖕᒋᑦ

ᖃᓄᐃᓕᖓᓂᕆᔭᖕᒋᑦ 47
ᖃᐅᔨᓴᕐᓂᐅᑉ ᖃᓄᐃᖃᑕᖅᓯᒪᓂᖓ 47
ᑎᑎᖅᓂᑦ ᓄᐊᑦᑎᓂᖅ 47
ᐊᖑᓇᓱᐊᖅᑎᐅᑉ ᑭᐅᓂᖓ 48
ᓱᓕᔪᕆᔭᒃᓴᐅᓂᖕᒋᑦ ᐊᖑᔭᐅᑦᑐᐃᑦ ᓇᓚᐅᑖᑕᐅᓂᖕᒋᓄᑦ: ᑕᒻᒪᕈᑕᐅᔪᓐᓇᖅᑐᐃᑦ 48

1. ᓇᓗᓇᐃᒋᐊᕈᑎᑦ 50
1.1 ᐅᓂᒃᑳᓕᐅᓐᓂᕐᒧᑦ ᖃᓄᐃᒍᑕᐅᓇᓱᑦᑐᖅ 50
1.2 ᓇᐃᓈᖅᑐᒋᑦ ᓇᓗᓇᐃᕈᑎᖕᒋᑦ 50
1.3 ᐃᓕᑕᕆᔭᐅᔪᑦ 51

2. ᖃᐅᔨᓴᓐᓂᕐᒥ ᐱᐅᓯᐅᖃᑦᑕᖅᓯᒪᔪᑦ 53
2.1 ᓄᓇᕗᒻᒥ ᐆᒪᔪᖅᑕᐅᓐᑦᑐᓂᒃ ᖃᐅᔨᓴᓐᓂᖃᕈᖃᖅᓯᒪᓂᖓ ᑐᑭᒧᐊᕈᑎᒃᓴᖕᒋᓪᓗ 53
2.2 ᐊᓪᓚᕐᕕᓕᕆᔨᑦ ᑎᒥᖑᑕᐅᔪᓪᓗ 53
2.3 ᖃᐅᔨᓴᓐᓂᕐᒥ ᐱᐅᓯᐅᖃᑦᑕᖅᓯᒪᔪᑦ 54
2.4 ᑐᓴᖅᑕᐅᔭᕆᐊᖃᖕᒋᑦᑐᓄᑦ ᐊᒻᒪᓗ ᓇᕝᕕᖃᕈᓐᓇᓂᕐᒧᑦ ᐊᑐᐊᒐᐃᑦ 56
2.5 ᓄᓇᓕᓐᓂ ᑐᓴᕕᖃᕆᐊᖅᑐᖅᓯᒪᓂᖅ, ᑐᓴᐅᒪᑎᑦᓯᕝᕕᓐᓂᕐᓗ, ᐊᒻᒪ ᐅᓂᒃᑳᓕᐅᕆᕝᕕᓐᓂᖅ 57
2.5.1 ᑐᓴᕕᖃᕆᐊᖅᑐᖅᓯᒪᓂᖅ ᑐᓴᐅᒪᑎᑦᓯᕝᕕᓐᓂᕐᓗ 57
2.5.2 ᐅᓂᒃᑳᓕᐅᕆᕝᕕᓐᓂᖅ 58
2.5.3 ᑭᓱᑦ ᖃᐅᔨᓴᖅᑕᐅᔪᑦ 58

3. ᐱᓕᕆᔾᔪᓯᒋᔭᐅᔪᑦ ᐊᑐᓕᖅᑎᑕᐅᓂᖕᒋᓪᓗ 59
3.1 ᖃᐅᔨᓴᕐᕕᐅᔪᑦ ᐊᑯᓂᐅᑎᒋᓂᖕᒋᓪᓗ 59
3.2 ᑐᑭᒋᔭᐅᑎᑕᐅᔪᖅ ᐆᒪᔪᕐᓱᓐᓂᖅ 61
3.3 ᑐᑭᒋᔭᐅᑎᑕᐅᔪᖅ ᐊᖑᓂᐊᖅᑎᑦ 65
3.4 ᐊᖑᓇᓱᑦᑎᐅᑉ ᐊᑎᓕᐅᖅᑕᐅᓯᒪᓂᖓ 66
3.5 ᐊᒡᒍᑐᖅᑕᐅᓂᖕᒋᑦ ᓇᓕᖅᑲᐃᑦ ᐊᖑᓂᐊᖅᑎᓂᒃ 68
3.6 ᖃᐅᔨᓴᐅᑎᖃᓚᐅᐸᐸᓐᓂᖅ ᓄᓇᓕᐸᐅᔭᐅᓂᖅᓴᓂ 70
3.7 ᐱᖅᑯᓯᐅᔪᒃᓴᑦ ᑐᓴᕐᖅᓴᓂᒃ ᓇᕝᕕᕐᓂᐊᕐᓗᓂ 70
3.7.1 ᐊᐱᖅᓯᓂᐊᖅᓗᓂ ᐊᖏᕈᑕᐅᔪᑦ 70
3.7.2 ᐅᓂᒃᑳᓕᐅᖅᐸᒋᐊᖃᕐᓂᖅ (ᑕᖅᑭᑕᒫᑦ), ᑭᖑᔪᕝᕕᓯᒪᔪᓄᑦ ᐱᖅᑯᓯᐅᔭᕆᐊᓕᑦ 71
3.7.3 ᑭᐅᔾᔪᑎᑦ ᐃᓛᒃᑰᖓᓂᖕᒋᑦ ᐊᒻᒪ ᑭᐅᔭᐅᑎᒋᕝᕕᓐᓂᖕᒋᑦ 71
3.7.4 ᐆᒪᔪᖃᐅᔪᒥᓂᐅᑉ ᓇᒦᓐᓂᖓ 73

4. ᑐᓴᕐᓴᐃᑦ ᐆᒪᔪᖅᑕᐅᓚᑦᑐᓂᒃ (ᓴᖅᑭᑕᐅᔪᑦ) 74
4.1 ᐆᒪᔪᖅᑕᐅᓚᑦᑐᑦ ᖃᑦᑎᐅᐸᓗᓐᓂᖏᑦ 75
4.2 ᑭᐅᔾᐅᑎᒋᓚᓐᓂᖏᑦ 76

5. ᑐᓐᖓᕕᑦᓴᐅᑎᒋᓂᖏᑦ ᐆᒪᔪᖅᑕᐅᓚᑦᑐᑦ ᒥᑦᓴᐅᑕᐅᓯᒪᓂᖏᑦ: ᓇᑭᓐᖓᕐᓂᖏᑦ ᖃᑦᑎᐅᐸᓗᓐᓂᖏᑦᓗ ᑕᒻᒪᖅᑕᐅᓚᑦᑐᑦ 77
5.1 ᐱᓇᓱᒍᑕᐅᓇᓱᑦᑐᖅ 77
5.2 ᖃᐅᔨᓴᕐᓂᐅᑉ ᐋᖅᑭᐅᒪᓂᖓ: ᓇᓗᓇᐃᖅᑕᐅᓂᖓ ᐊᒻᒪ ᓈᓴᖅᑕᐅᓚᑦᑐᑦ 78
5.2.1 ᓇᑭᓐᖓᖅᓯᒪᓂᖏᑦ ᓈᓴᖅᑕᐅᓯᒪᔪᑦ ᑕᒻᒪᖅᓯᒪᓂᖏᑦ 78
5.2.2 ᐅᖃᐅᓯᒃᓴᑦ ᓇᐃᓈᖅᑐᒋᑦ 80
5.3 ᖃᐅᔨᓴᖅᑕᐅᔪᑦ ᐊᒻᒪ ᑭᐅᓚᓐᖏᑦᑐᑦ 80
5.3.1 ᖃᐅᔨᓴᖅᑕᐅᔪᑦ 80
5.3.2 ᑭᐅᓚᓐᖏᑦᑐᑦ 81
5.3.3 ᐊᑦᑐᐃᒍᑕᐅᔪᑦ ᑭᐅᓚᓐᖏᑦᑐᓄᑦ 81
5.3.4 ᐃᓚᓕᐅᖅᑕᐅᓐᖏᑎᒋᓂᖏᑦ ᑭᐅᓚᓐᖏᑦᑐᑦ 81
5.3.5 ᐅᖃᐅᓯᒃᓴᐃᑦ ᓇᐃᓈᖅᑐᒋᑦ 82
5.4 ᓱᖅᑯᐃᖅᓯᔾᔪᑎᓈᓕᖓᔪᑦ ᐊᒻᒪ ᑭᐅᔾᔪᑎᑦ ᑕᒻᒪᖅᓯᒪᐅᖅᑐᑦ 82
5.4.1 ᓱᖅᑯᐃᖅᓯᔾᔪᑎᓄᑦ ᐊᐱᖅᓲᑎᓄᓗ ᖃᓄᐃᓕᖓᓂᖏᑦ 82
5.4.2 ᐃᖅᑲᖅᓴᕈᓐᖏᑦᑐᑦ 83
5.4.3 ᑭᐅᒍᒫᕐᓂᐊᓈᖅᓯᒪᔪᑦ 83
5.4.4 ᐅᖃᐅᓯᒃᓴᑦ ᓇᐃᓈᖅᑐᒋᑦ 84
5.5 ᓇᐃᓈᖅᑐᒋᑦ ᑐᓐᖓᕕᑦᓴᐅᑎᒋᓂᖏᑦ ᐆᒪᔪᖅᑕᐅᓚᑦᑐᑦ ᖃᑦᑎᐅᐸᓗᓐᓂᖏᑦ 84

6. ᓄᓇᓕᓐᓂ ᓴᖅᑭᑕᐅᔪᓂᒃ ᐅᖃᖃᑎᒌᒍᑎᑦ 131
6.1 ᕿᑭᖅᑖᓗᒃ
6.1.1 ᐃᑦᐱᐊᕐᔪᒃ ᐊᒻᒪᓗ ᓇᓂᓯᕕᒃ 137
6.1.2 ᑭᓐᖓᐃᑦ 161
6.1.3 ᑲᖏᖅᑐᒫᐱᒃ 183
6.1.4 ᐊᐅᓯᐃᑦᑐᖅ 205
6.1.5 ᓴᓂᕋᔭᒃ 229
6.1.6 ᐃᒡᓗᓕᒃ 255
6.1.7 ᐃᖃᓗᐃᑦ 277
6.1.8 ᑭᒻᒥᕈᑦ 299
6.1.9 ᐸᖕᓂᖅᑑᖅ 321
6.1.10 ᒥᑦᑎᒪᑕᓕᒃ 345
6.1.11 ᕿᑭᖅᑕᕐᔪᐊᖅ 367
6.1.12 ᖃᐅᓯᐃᑦᑐᖅ 391
6.1.13 ᓴᓂᑭᓗᐊᖅ 415

6.2 ᕿᑎᕐᒥᐅᑦ
6.2.1 ᕿᓐᖓᐅᑦ 441
6.2.2 ᐃᖃᓗᒃᑑᑦᓯᐊᖅ 463
6.2.3 ᐅᖅᓱᖅᑑᖅ 487
6.2.4 ᑰᒐᕐᔪᒃ 511
6.2.5 ᖁᒡᓗᒃᑑᖅ 535
6.2.6 ᑕᓗᕐᔪᐊᖅ 563
6.2.7 ᐅᒥᖕᒪᒃᑑᖅ 587
6.3 ᑭᑯᓐᖅ
6.3.1 ᐊᕐᕕᐊᑦ 609
6.3.2 ᖃᒪᓂᑦᑐᐊᖅ 635
6.3.3 ᐃᒡᓗᓕᒐᕐᔪᒃ 659
6.3.4 ᓴᓐᓂᖅ 683
6.3.5 ᑲᖏᖅᓱᓂᖅ 707
6.3.6 ᓇᐅᔾᔭᑦ 731
6.3.7 ᑎᑭᕐᕐᔪᐊᖅ 755
6.4 ᐃᓗᖕᑎᑦ ᓄᓇᓖᑦ - ᖃᐅᔨᓴᖅᑕᐅᒍᑎᒥᓃᑦ ᓇᐃᓐᓕᒋᐊᖅᓯᒪᔪᑦ 779

ᓇᓗᓇᐃᓇᐊᕐᕕᑦ 815

ᓇᓕᖅᑲᑦ
1. ᓄᓇᕗᑦ ᐃᓄᒋᐊᑦᑎᒋᓂᖓ, ᓄᓇᓕᑎᒍᑦ, 1999 61
2. ᓂᕐᔪᑎᑦ ᑎᑎᖅᓯᒪᔪᑦ 62
3. ᐊᓯᖏᑦ ᓂᕐᔪᑎᑦ ᐅᖃᐅᓯᐅᓯᒪᔪᑦ ᖃᐅᔨᓴᕐᓂᖃᖅᑎᑦᓗᒍ 64
4. ᓂᐅᕐᕈᑎᒃᓴᐅᓗᑎᒃ ᐆᒪᔪᖅᑕᐅᓂᑯᑦ ᐄᔭᖅᑕᐅᓂᑯᑦ ᖃᐅᔨᓴᕐᓂᕐᒥ ᑎᑎᖅᑕᐅᓂᑯᒃ 65
5. ᐱᖅᑯᓯᐅᑭᑦᑐᖅ ᐊᖑᓇᓱᒃᑎᑦ ᐊᑎᓕᐅᖅᑕᐅᑎᑦᓗᒋᑦ, ᓄᓇᓕᒻᒥᑎᒍᑦ 67
6. ᑲᑎᑦᑐᒋᑦ ᐊᖑᓇᓱᒃᑎᑦ ᐊᑎᓕᐅᖅᑕᐅᓯᒪᔪᑦ, ᓄᓇᓕᒻᒥᑎᒍᑦ, ᐅᑭᐅᒥᑦᓗ 68
7. ᐊᖑᓇᓱᒃᑎᑦ ᐊᑎᓕᐅᖅᓯᒪᔪᑦ ᐊᒡᒍᑐᖅᓯᒪᓂᖏᑎᒍᑦ, ᓄᓇᓕᒻᒥᑎᒍᑦ ᐊᒻᒪ ᐅᑭᐅᖓᓐᓂ 69
8. ᖃᐅᔨᓴᕐᓂᒃᓴᓂᒃ ᖃᓄᐃᓕᖓᒋᐊᕈᑎᑦ 70
9. ᐱᔭᕇᓗᑎᒃ ᑭᐅᓐᖏᑦᓴᐃᓐᓇᐸᑦᑐᑦ ᓄᓇᓕᑦᑎᒍᑦ 72
10. ᖃᑦᑎᐅᐸᓗᓐᓂᖏᑦ ᐊᖑᓇᓱᑦᑎᑦ ᓈᓴᖃᓯᐅᔭᐅᓯᒪᔪᑦ ᓄᓇᓕᒻᒥᑎᒍᑦ 79
11. – 34. ᐆᒪᔪᖅᑕᐅᑭᑦᑐᓂᒃ ᓇᓕᖅᑲᐃᑦ, ᐃᕐᐱᐊᕐᔪᒻᒥ ᓇᓂᓯᐃᒻᒥᓗ 137
35. – 54. ᐆᒪᔪᖅᑕᐅᑭᑦᑐᓂᒃ ᓇᓕᖅᑲᐃᑦ, ᑭᓐᖓᐃᑦ 161
55. – 78. ᐆᒪᔪᖅᑕᐅᑭᑦᑐᓂᒃ ᓇᓕᖅᑲᐃᑦ, ᑲᖏᖅᑐᒫᐱᒃ 183
79. – 102. ᐆᒪᔪᖅᑕᐅᑭᑦᑐᓂᒃ ᓇᓕᖅᑲᐃᑦ, ᐊᐅᓯᐃᑦᑐᖅ 205
103. – 126. ᐆᒪᔪᖅᑕᐅᑭᑦᑐᓂᒃ ᓇᓕᖅᑲᐃᑦ, ᓴᓂᕋᔭᒃ 229
127. – 150. ᐆᒪᔪᖅᑕᐅᑭᑦᑐᓂᒃ ᓇᓕᖅᑲᐃᑦ, ᐃᒡᓗᓕᒃ 255

151. – 170. ᐆᒪᔪᖅᑕᐅᕝᕙᓂᒃ ᓇᓕᖅᑲᐃᑦ, ᐃᖃᓗᐃᑦ 277
171. – 194. ᐆᒪᔪᖅᑕᐅᕝᕙᓂᒃ ᓇᓕᖅᑲᐃᑦ, ᕿᒻᒥᕈᑦ 299
195. – 218. ᐆᒪᔪᖅᑕᐅᕝᕙᓂᒃ ᓇᓕᖅᑲᐃᑦ, ᐸᖕᓂᖅᑑᖅ 321
219. – 242. ᐆᒪᔪᖅᑕᐅᕝᕙᓂᒃ ᓇᓕᖅᑲᐃᑦ, ᒥᑦᑎᒪᑕᓕᒃ 345
243. – 266. ᐆᒪᔪᖅᑕᐅᕝᕙᓂᒃ ᓇᓕᖅᑲᐃᑦ, ᕿᑭᖅᑕᕐᔪᐊᖅ 367
267. – 290. ᐆᒪᔪᖅᑕᐅᕝᕙᓂᒃ ᓇᓕᖅᑲᐃᑦ, ᖃᐅᔨᐃᑦᑐᖅ 391
291. – 314. ᐆᒪᔪᖅᑕᐅᕝᕙᓂᒃ ᓇᓕᖅᑲᐃᑦ, ᓴᓂᑭᓗᐊᖅ 415
315. – 338. ᐆᒪᔪᖅᑕᐅᕝᕙᓂᒃ ᓇᓕᖅᑲᐃᑦ, ᕿᓐᖓᐅᑦ 441
339. – 362. ᐆᒪᔪᖅᑕᐅᕝᕙᓂᒃ ᓇᓕᖅᑲᐃᑦ, ᐃᖃᓗᒃᑑᑦᔪᐊᖅ 463
363. – 386. ᐆᒪᔪᖅᑕᐅᕝᕙᓂᒃ ᓇᓕᖅᑲᐃᑦ, ᐅᖅᔪᖅᑑᖅ 487
387. – 410. ᐆᒪᔪᖅᑕᐅᕝᕙᓂᒃ ᓇᓕᖅᑲᐃᑦ, ᑰᒐᕐᔪᒃ 511
411. – 434. ᐆᒪᔪᖅᑕᐅᕝᕙᓂᒃ ᓇᓕᖅᑲᐃᑦ, ᖁᒡᓗᒃᑑᖅ 535
435. – 458. ᐆᒪᔪᖅᑕᐅᕝᕙᓂᒃ ᓇᓕᖅᑲᐃᑦ, ᑕᓗᕐᔪᐊᖅ 563
459. – 482. ᐆᒪᔪᖅᑕᐅᕝᕙᓂᒃ ᓇᓕᖅᑲᐃᑦ, ᐅᒥᖓᒃᑑᖅ 587
483. – 506. ᐆᒪᔪᖅᑕᐅᕝᕙᓂᒃ ᓇᓕᖅᑲᐃᑦ, ᐊᕐᕕᐊᑦ 609
507. – 530. ᐆᒪᔪᖅᑕᐅᕝᕙᓂᒃ ᓇᓕᖅᑲᐃᑦ, ᖃᒪᓂᑦᑐᐊᖅ 635
531. – 554. ᐆᒪᔪᖅᑕᐅᕝᕙᓂᒃ ᓇᓕᖅᑲᐃᑦ, ᐃᒡᓗᓕᒫᕐᔪᒃ 659
555. – 578. ᐆᒪᔪᖅᑕᐅᕝᕙᓂᒃ ᓇᓕᖅᑲᐃᑦ, ᓴᕐᓕᖅ 683
579. – 602. ᐆᒪᔪᖅᑕᐅᕝᕙᓂᒃ ᓇᓕᖅᑲᐃᑦ, ᑲᖏᖅᓱᓂᖅ 707
603. – 626. ᐆᒪᔪᖅᑕᐅᕝᕙᓂᒃ ᓇᓕᖅᑲᐃᑦ, ᓇᐅᔫᑦ 731
627. – 650. ᐆᒪᔪᖅᑕᐅᕝᕙᓂᒃ ᓇᓕᖅᑲᐃᑦ, ᑎᑭᕐᕐᔪᐊᖅ 755
651. – 674. ᐆᒪᔪᖅᑕᐅᕝᕙᓂᒃ ᓇᓕᖅᑲᐃᑦ, ᓄᓇᓕᓕᒫᑦ ᓄᓇᕗᒻᒥ 779

ᓇᓗᓇᐃᔭᕈᑎᑦ

1. ᐊᓪᓚᕝᕕᓕᓇᔨᑦ ᐃᖅᑲᓇᐃᔭᖅᑎᓪᓗ ᓇᓗᓇᐃᔭᕈᑎᑦ ᓄᓇᕗᒻᒥ ᐆᒪᔪᖅᑕᐅᕝᕙᓂᒃ ᖃᐅᔨᓴᕐᓂᕐᒧᑦ 55
2. ᓄᓇᕗᑦ ᓄᓇᑖᕈᑎᐅᔪᒪᔪᒥ: ᐊᕕᑦᑐᖅᔪᒪᔪᑦ ᓄᓇᓖᓪᓗ 60
3. ᓄᐊᑕᐅᔪᒪᔪᑦ ᐆᒪᔪᕋᔪᕝᕕᐅᔪᓂ 73

ᐅᐃᒍᖏᑦ

I. ᐃᓛᒃᑰᖅᑐᓂ 5, ᐃᓚᖓ 4 ᓄᓇᑖᕈᑎᑦ ᐊᖏᕈᑎᖏᓐᓂ 816
II. ᑐᓴᕈᑎ ᐊᓯᔾᔨᕈᑕᐅᔪᓂᒃ ᐊᑎᓕᐅᖅᔪᒪᔪᓂ 817
III. ᓄᓇᕗᒻᒥ ᐆᒪᔪᖅᑕᐅᕝᕙᓂᒃ ᖃᐅᔨᓴᕈᑎᐅᔪᒪᔪᑦ ᓇᓕᖅᑲᖏᑦ 818

ᖃᓄᐃᓕᖓᓂᖏᑦ

ᖃᐅᔨᓴᓂᐅᑉ ᖃᓄᐃᖃᑕᖅᓯᒪᓂᖓ

ᓄᓇᕗᒻᒥ ᐊᖑᔭᐅᑦᑐᓂᑦ ᖃᐅᔨᓴᖅᓂᖅ ᑲᒪᒋᔭᖅᓴᐅᑎᑕᐅᓚᐅᖅᑐᖅ ᓄᓇᕗᒻᒥ ᓄᓇᒥᑦ ᓇᒥᓂᕐᑖᓂᕐᒧᑦ ᐊᖏᖅᑲᑎᒌᒍᑎᓄᑦ ᐊᒻᒪ ᑲᒪᒋᔭᐅᓪᓗᑎᒃ ᐊᑖᒍᑦ ᓄᓇᕗᒻᒥ ᐆᒪᔪᓕᓇᔨᕐᔪᐊᒃᑯᓐ ᑲᑎᒪᔨᖏᓐᓂᑦ. ᐊᖑᔭᐅᑦᑐᓂᑦ ᑎᑎᖃᐃᑦ ᓄᐊᑕᐅᓚᐅᖅᑐᐃᑦ ᑕᖅᑭᑕᒫᓐ ᐃᓄᓐᓂᑦ ᐊᖑᓇᓱᐊᖅᑎᓂᑦ ᑲᑎᕐᓗᒋᑦ ᐊᕐᕌᒍᓐ ᑕᓕᒪᓐ ᑲᒪᒋᔭᖃᖅᑐᐃᑦ ᐊᖑᔭᐅᑦᑐᓂᑦ ᑕᖅᑭᖏᓐᓂᑦ ᔫᓂ 1996-ᒥᑦ ᒪᐃ 2001-ᒧᑦ. ᐱᔪᑎᖓ ᐊᖑᔭᐅᑦᑐᓂᑦ ᖃᐅᔨᓴᖅᓂᖅ ᓇᓗᓇᐃᖅᓯᒐᓱᐊᖏᓐᓂᕐᒧᑦ ᒫᓐᓇᐅᔪᖅ ᐊᖑᔭᐅᑦᑐᓂᑦ ᐊᒻᒪ ᐊᑐᖅᑕᓂᓇᔭᖏᑦ ᐃᓄᐃᑦ ᓂᕐᔪᑎᒥᖅᓂᑦ. ᓴᖅᑭᖅᑐᐃᑦ ᐊᖑᔭᓂᑦ ᖃᐅᔨᓴᖅᓂᕐᒧᑦ ᐊᑐᖅᑕᐅᔭᓇᐊᖃᖅᑐᐃᑦ ᓄᓇᕗᒻᒥ ᐆᒪᔪᓕᓇᔨᕐᔪᐊᒃᑯᓐ ᑲᑎᒪᔨᖏᓐᓂᑦ ᐃᑲᔪᓐᓂᐊᕐᔫᑎᒃ ᐊᐅᓚᑕᐅᓂᖏᓐᓂᑦ ᓂᕐᔪᑕᐅᔪᐃᑦ ᓄᓇᕗᒻᒥ ᐃᓚᒋᓪᓗᒍ ᖃᐅᔨᓴᓱᐊᖅᓂᖅ ᐱᔭᐅᔭᓇᐊᖃᖅᑐᓂᑦ. ᐱᔪᑎᖓ ᐊᖅᑯᑕᐅᓚᐅᕐᑐᖅ ᐋᖅᑭᓯᒪᓂᖓᓄᑦ ᐊᒻᒪ ᐊᑐᓕᖅᑎᑕᐅᓂᖓᓄᑦ ᖃᐅᔨᓴᖅᓂᑉ ᐊᒻᒪᑕᐅᖅ ᖃᐅᔨᓴᖅᓂᖅ ᐊᒻᒪ ᐅᓂᒃᑳᐅᑭᑎᖃᖅᓂᖅ ᖃᐅᔨᓴᓂᕐᒧᑦ ᖃᐅᔨᔭᐅᔪᓂᑦ. ᑖᒃᑯᐊ ᐸᐃᑉᐸᓐ ᑭᖑᓪᓕᕐᐸᒥ ᐅᓂᒃᑳᓕᐊᖑᔪᐃᑦ ᖃᐅᔨᔭᐅᔪᓂᑦ ᐱᒻᒪᕆᐅᔪᓂᑦ ᖃᐅᔨᓴᓂᕐᒧᑦ.

ᓄᓇᕗᒻᒥ ᐊᖑᔭᐅᑦᑐᓂᑦ ᖃᐅᔨᓴᖅᓂᖅ ᑲᒪᒋᔭᐅᓚᐅᖅᑐᖅ ᑐᑭᒧᐊᖅᑎᑦᓯᓂᖓᒍᑦ ᖃᐅᔨᓴᓂᕐᒧᑦ ᑲᒪᔨᐅᔫᑉ, ᐃᑲᔪᖅᑐᑎᒃ ᐊᕕᑦᑐᖅᓯᒪᔪᓂ ᐱᓕᕆᔨᐅᔪᐃᑦ, ᑲᒪᒋᔭᖃᓚᐅᖅᑐᐃᑦ ᖃᐅᔨᓴᓂᕐᒥᑦ ᐊᑐᓂ ᐊᕕᑦᑐᖅᓯᒪᔪᓂ ᓄᓇᕗᒻᒥ ᐊᒻᒪ ᓄᓇᕗᓂ ᓈᓴᐃᔨᐅᔪᐃᑦ ᓄᓇᓕᓚᒫᓂ. ᑮᓇᐅᔭᖃᖅᑎᑕᐅᓂᖓ ᖃᐅᔨᓴᓂᕐᒧᑦ ᐱᑕᖃᖅᑎᑕᐅᓚᐅᖅᑐᖅ ᐃᓄᓕᓇᔨᑐᖃᔪᓂᑦ ᐊᑖᒍᑦ ᓄᓇᕗᒻᒥ ᐊᑐᓕᖅᑎᑦᑎᓂᕐᒧᑦ ᑲᓐᑐᕋᑉ.

ᐊᖑᔭᓂᑦ ᖃᐅᔨᓴᖅᓂᖅ ᑲᒪᒋᔭᖃᓚᐅᖅᑐᖅ ᓄᓇᕗᓚᒫᒥᑦ ᓇᒥᓂᕐᑖᓇᔭᐅᓯᒪᔪᒥᑦ ᐃᓚᖃᖅᑐᓂ 28-ᓂᑦ ᓄᓇᓕᓂᑦ ᐱᖓᓱᓂ ᓄᓈᑦ ᐊᕕᑦᑐᖅᑕᐅᓯᒪᓂᖏᓐᓂ: ᕿᑭᖅᑕᓂ, ᕿᑎᖕᒥᐅᑦ ᐊᒻᒪ ᑭᑦᓕᖅ. 1999-ᒥ, ᕿᑎᐊᓂ ᖃᐅᔨᓴᓂᐅᑉ, ᑲᑎᑦᑐᒋᑦ ᐊᒥᓲᓂᖏᑦ ᐃᓄᐃᑦ ᓄᓇᕗᒻᒥ ᐃᒪᓇᐅᓚᐅᖅᑐᐃᑦ 27,000, 85-ᐳᓯᑦ ᐃᓅᓪᓗᑎᒃ. ᐃᓅᖏᑦᑐᐃᑦ ᓄᓇᖃᖅᑐᐃᑦ ᓄᓇᕗᒻᒥ ᑎᑎᕋᖅᑕᐅᓯᒪᓚᐅᖏᑦᑐᐃᑦ ᖃᐅᔨᓴᓂᕐᒧᑦ. ᖃᐅᔨᓴᖅᑐᖃᖅᑎᓪᓗᒍ ᐊᖑᔭᓂᑦ ᖃᐅᔨᓴᓂᕐᒧᑦ 6018 ᐊᖑᓇᓱᐊᖅᑏᑦ ᑎᑎᕋᖅᑕᐅᓯᒪᓚᐅᖅᑐᐃᑦ ᐃᓚᐅᓂᐊᕐᓗᑎᒃ.

ᑎᑎᖃᓂᑦ ᓄᐊᑦᑎᓂᖅ

ᐊᖑᓇᓱᐊᖅᑏᑦ ᓇᓗᓇᐃᖅᑕᐅᓚᐅᖅᑐᐃᑦ ᒪᓕᑦᑐᒍ ᐊᖑᓇᓱᐊᖃᑕᓇᔭᖏᑦ ᐃᓛᓐᓂᓚᐅᒃᑯᓐ, ᐊᖑᓇᓱᐊᖃᑦᑕᖅᑐᖅ ᐅᑭᓛᓐᓂᑦ ᐊᖑᓇᓱᐊᖏᓐᖃᖅᑐᖅ. ᓄᓇᕗᓂ ᓈᓴᐃᓈᑦ ᓄᓇᓕᓚᒫᓂ ᐅᖃᖅᑲᖅᑕᓚᐅᖅᑐᓐ ᐊᖑᓇᓱᐊᖅᑎᓂᑦ ᑕᖅᑭᑕᒫᓐ ᑎᑎᕋᖅᓱᐊᖅᑐᑎᒃ ᐊᖑᔭᒥᓂᖏᓐᓂᑦ ᓯᕗᓂᐊᓂ ᑕᖅᑭᐅᓚᐅᖅᑐᒥ. ᑐᑭᓯᒃᑲᓂᑭᑎᒃᓴᐃᑦ ᓄᐊᑕᐅᔪᐃᑦ ᐃᓚᖃᓚᐅᖅᑐᐃᑦ ᓂᕐᔪᑏᓐ ᖃᓄᐃᑦᑑᓂᖏᓐᓂᑦ ᐊᖑᔭᐅᔪᐃᑦ, ᐊᒥᓲᓂᖏᑦ ᐊᖑᔭᐅᔪᐃᑦ, ᐊᒻᒪᓗ ᐃᓚᖏᓐᓂᑦ ᐆᒪᔪᕐᓄᑦ, ᓇᒥᐅᓂᖓ, ᐊᕐᓇᐅᑉᐸᑦ ᐊᖑᒍᑕᑉᐸᑦ ᐊᒻᒪ ᐊᕐᕌᒍᖃᕐᓂᖓ ᐆᒪᔪᑉ. ᐆᒪᔪᖅᑕᐅᔪᖅ ᓇᓗᓇᐃᖅᑕᐅᓯᒪᓚᐅᖅᑐᖅ ᕐᑭᖅᑕᐅᔪᖅ ᓂᕐᔪᑎ ᐊᒻᒪ ᐱᔭᐅᔪᖅ. ᓂᕐᔪᑏᑦ ᖃᓄᐃᑦᑑᓂᖏᓐᓂᑦ ᑎᑎᕋᖅᓯᒪᔪᐃᑦ ᑎᑎᕋᖅᑕᐅᓚᐅᖅᑐᓐ ᑖᖅᑭᑎᖅᑕᐅᑎᓪᓗᒍ ᖃᐅᔨᓴᖅᓂᖅ ᐊᒻᒪ ᑕᑯᔭᐅᑎᑕᐅᓗᑎᒃ ᐊᖑᔭᓂᑦ ᖃᐅᔨᓴᓂᕐᒧᑦ ᐅᓪᓗᖅᓱᐅᑎᓄᑦ ᑐᑭᒧᐊᕈᑕᐅᔪᓚᐅᖅᑐᖅ ᓄᓇᕗᓂ ᓈᓴᐃᔨᓂᑦ ᐊᒻᒪ ᐊᖑᓇᓱᐊᖅᑎᓂᑦ ᑎᑎᖃᐅᔪᓂᑦ ᓄᐊᑦᑎᑭᓪᓕᐊᓂᕐᒧᑦ. ᐅᓪᓗᖅᓱᐅᑏᑦ ᐃᖅᑲᐃᑎᑦᑎᔪᑎᐅᓚᓱᐊᓚᐅᖅᑐᓐ ᐊᖑᓇᓱᐊᖅᑏᑦ ᐊᑐᕈᓐᖅᑕᖏᑦ ᖃᐅᑕᒫᓐ ᑎᑎᕋᖅᑕᓂᕐᒧᑦ ᐊᖑᔭᒥᓂᒃ ᐊᒻᒪ ᐅᖃᐅᓯᖃᑎᐊᖃᑕᓂᕐᒧᑦ ᓄᓇᓕᓂ ᓈᓴᐃᔨᓂᑦ ᐊᒻᒪ ᐊᖑᔭᓂᑦ ᖃᐅᔨᓴᓂᕐᒧᑦ ᐅᓂᒃᑳᓕᐅᓂᕐᒧᑦ. ᐃᓱᐊᓂ ᖃᐅᔨᓴᓂᑉ, ᐊᖑᔭᓂᑦ ᖃᐅᔨᓴᓂᕐᒧᑦ ᑲᒪᔨᐅᔪᖅ ᐳᓛᓇᐊᓚᐅᕐᒥᔪᖅ ᓄᓇᓕᓚᒫᓂᑦ ᐅᓂᒃᑳᓇᐊᑦᑐᓂ ᑕᓕᒪᓂᑦ ᐊᕐᕌᒍᓄᑦ ᖃᐅᔨᔭᐅᒋᐊᖓᖅᑐᓂᑦ ᐊᒻᒪ ᑐᓴᖅᑐᓂ ᐅᖃᐅᓯᒃᓴᐅᔪᓂᑦ ᖃᐅᔨᔭᐅᔪᐃᑦ ᒥᒃᓵᓄᑦ ᐊᒻᒪ ᖃᐅᔨᓴᓂᕐᒧᑦ. ᑐᓴᐅᒪᖃᑕᐅᑎᖃᑎᖃᖅᓂᖅ ᐊᓯᖏᓐᓂᑦ ᑎᒥᐅᔪᓂᑦ ᐊᒻᒪ ᒐᕙᒪᒃᑯᓐ ᑎᒥᖏᓐᓂᑦ ᑲᒪᒋᔭᖃᖅᑐᓂᑦ ᓂᕐᔪᑎᓂᑦ ᓄᓇᕗᒻᒥ ᑲᒪᒋᔭᐅᔪᓐᓚᐅᖅᑐᖅ ᐅᓂᒃᑳᖃᑕᓂᒃᑯᓐ, ᑎᑎᖃᓂᑦ ᓂᒃᑳᓕᐅᓂᕐᒧᑦ ᐊᒻᒪ ᖃᐅᔨᓴᐅᑦᑕᖃᑕᓂᖓᒍᑦ ᑲᒪᔨᐅᔫᑉ ᖃᐅᔨᓴᓂᓚᒫᒥ. ᑕᒪᖃᐊ ᐅᖃᖅᑎᑏᓐᓂᐅᔪᐃᑦ ᐱᒻᒪᕆᐅᓚᐅᖅᑐᐃᑦ ᖃᐅᔨᓴᓂᕐᒥᑦ ᐊᒻᒪ ᐅᖃᐅᓯᒃᓴᐅᔪᓂᑦ ᖃᐅᔨᔭᐅᔪᐃᑦ ᒥᒃᓵᓄᑦ ᐊᒻᒪ ᐅᖃᐅᓯᖃᑎᐊᖃᑕᓂᕐᒧᑦ ᓄᓇᓕᓂ ᓈᓴᐃᔨᐅᔪᓂᑦ, ᐊᒻᒪ ᑎᑎᖃᐅᓯᐊᖑᖅᑐᓂᑦ ᐅᓂᒃᑳᓕᐅᓂᕐᒧᑦ. ᐃᓱᐊᓂ ᖃᐅᔨᓴᓂᑉ, ᐊᖑᔭᓂᑦ ᖃᐅᔨᓴᓂᕐᒧᑦ ᑲᒪᔨᐅᔪᖅ ᐳᓛᓇᐊᓚᐅᕐᒥᔪᖅ ᓄᓇᓕᓚᒫᓂᑦ ᐅᓂᒃᑳᓇᐊᑦᑐᓂ ᑕᓕᒪᓂᑦ ᐊᕐᕌᒍᓄᑦ ᖃᐅᔨᔭᐅᒋᐊᖓᖅᑐᓂᑦ ᐊᒻᒪ ᑐᓴᖅᑐᓂ ᐅᖃᐅᓯᒃᓴᐅᔪᓂᑦ ᖃᐅᔨᔭᐅᔪᐃᑦ ᒥᒃᓵᓄᑦ ᐊᒻᒪ ᖃᐅᔨᓴᓂᕐᒧᑦ. ᑐᓴᐅᒪᖃᑕᐅᑎᖃᑎᖃᖅᓂᖅ ᐊᓯᖏᓐᓂᑦ ᑎᒥᐅᔪᓂᑦ ᐊᒻᒪ ᒐᕙᒪᒃᑯᓐ ᑎᒥᖏᓐᓂᑦ ᓇᓗᓇᐃᔭᖅᑐᓯᒪᔪᐃᑦ ᐊᕕᑦᑐᖅᓯᒪᔪᓂ 6 ᑖᒃᑯᓇᓂ ᐅᓂᒃᑳᓕᐊᓂ ᐃᓚᖃᖅᑐᑎᒃ ᑎᑎᖃᐅᔪᓂᑦ ᓄᓇᓕᓚᒫᓂᑦ.

ᐃᖅᑲᐃᑎᑦᑎᔪᑎᐅᑲᓱᐊᓚᐅᖅᑐᓐ ᐊᖑᓇᓱᐊᖅᑏᑦ ᐊᑐᕈᓐᖅᑕᖏᑦ ᖃᐅᑕᒫᓐ ᑎᑎᕋᖅᑕᓂᕐᒧᑦ ᐊᖑᔭᒥᓂᒃ ᐊᒻᒪ ᐅᖃᐅᓯᖃᑎᐊᖃᑕᓂᕐᒧᑦ ᓄᓇᓕᓂ ᓈᓴᐃᔨᒧᑦ ᑕᖅᑭᑕᒫᓐ. ᐅᓪᓗᖅᓯᐅᑏᑦ ᐊᑐᖅᑕᐅᖃᑕᓂᖏᑦ ᐊᔾᔨᒌᓚᐅᖏᑦᑐᖅ ᓄᓇᓕᓂᑦ ᓄᓇᓕᓂᑦ ᐊᒻᒪ ᐊᒡᓛᓐ ᐃᓗᐊᓂ ᓄᓇᓕᐅᔪᐃᑦ, ᑕᒪᓐ ᐃᓚᖏᓐᓂ ᐊᐅᓚᑎᐊᓂᖅᓴᐅᑎᑦᑎᔪᖅ ᐊᓯᒥᓂᒃ.

21-ᓂ ᓄᓇᓕᓂ ᐊᑕᖏᖅᑐᑎᒃ ᐊᖑᓇᓱᐊᖅᑏᑦ ᐃᓚᐅᑎᑕᐅᓱᐊᓚᐅᖅᑐᐃᑦ; ᐊᖑᓇᓱᐊᖅᑎᓕᒫᓐ ᐅᖃᕐᕕᐅᔪᐃᓐᓇᐅᓚᐅᖅᑐᐃᑦ ᐱᑕᖃᖅᑎᑦᑎᕐᔪᐅᓪᓗᑎᒃ ᐆᒪᔪᖃᑕᑕᖏᓐᓂᑦ ᑎᑎᕋᖅᓯᒪᔪᓂᑦ. ᐱᓪᓗᒍ ᐃᓄᐃᑦ ᐊᒥᓲᓂᖏᑦ, ᐊᒥᐊᒃᑰᔪᓂ ᓄᓇᓕᓂ ᐊᕐᕕᐊᓂ, ᖃᒪᓂᑦᑐᐊᕐᒥ, ᐃᖃᓗᑦᑑᑎᐊᒥ, ᑭᓐᓇᖅᑐᓂ, ᐅᖅᓱᖅᑑᒥ, ᖁᓪᓗᖅᑑᒥ ᐊᒻᒪ ᑲᖏᕐᓂᕐᒥ, ᐊᖑᓇᓱᐊᖃᑕᓚᒫᓐ ᐊᒻᒪ ᐊᖑᓇᓱᐊᖏᓐᓇᖅᑐᓚᒫᓐ ᐅᖃᕐᕕᐊᓇᕐᓇᐅᓚᐅᖅᑐᐃᑦ ᐊᒻᒪ ᐃᓚᐃᓐᓇᖏᑦ ᐊᖑᓇᓱᐊᖃᐃᓐᓇᖃᑦᑕᖅᑐᐃᑦ ᐊᐱᖅᓯᑕᐅᔭᓇᐊᖃᓚᐅᖅᑐᐃᑦ. ᐊᖑᔭᐅᑦᑐᓄᑦ ᓇᓚᐅᑦᑖᑕᐅᔪᐃᑦ ᖃᐅᔨᓴᓱᐊᖅᑕᐅᓚᖅᑐᖅᑎᒃ ᑭᐅᔪᑎᖃᑕᐅᓚᖅᑐᖅ ᐊᖑᓇᓱᐊᖃᐃᓐᓇᖃᑦᑕᖅᑐᓄᑦ. ᒪᐅᖓᑐᐃᓐᓇᖅ ᐅᖃᐅᓯᐅᔭᓇᐊᖃᖏᓐᖏᑦ ᐃᒻᒥᑰᖅᑐᐃᑦ ᐊᖑᓇᓱᐊᖅᑏᑦ ᑎᑎᖃᖅᓱᑎᖏᑦ ᒪᑭᑕᑎᑕᐅᖏᓐᓇᓚᐅᖅᑐᖅ ᖃᐅᔨᓴᖅᓂᓚᒫᒥ ᑲᑎᓕᒫᓪᓗᑎᑦ ᑭᓯᐊᓂ ᓴᖅᑯᑕᐅᖃᑕᖅᑐᑎᒃ ᑭᓯᐊᓂ ᑎᑎᖃᖅᓱᒪᔪᐃᑦ ᐊᔪᖏᑎᑦᑎᔪᐃᑦ ᐱᔭᐅᓂᖃᑕ ᐊᖑᓇᓱᐊᖅᑎᒥᑦ. ᑕᒪᓐ ᖃᒪᒋᔭᐅᔭᓇᐊᖃᖅᑎᑕᐅᓚᐅᖅᑐᖅ ᓄᓇᕗᒻᒥ ᓄᓇᒥᑦ ᓇᒥᓂᕐᑖᓂᕐᒧᑦ ᐊᖏᖅᑲᑎᒌᒍᑎᓄᑦ ᐊᒻᒪ ᐊᑐᖅᑕᐅᑎᑕᐅᖏᓐᓇᓂᐊᖅᑐᖅ ᐊᖑᔭᓄᑦ ᑎᑎᖃᐃᑦ ᐊᑐᕋᓴᐅᖏᓐᓇᑎᓪᓗᒋᑦ.

ᑐᓴᐅᒪᖃᑕᐅᑎᓂᖅ

ᑐᓴᐅᒪᖃᑕᐅᑎᖃᑎᖃᖅᓂᖅ ᐃᓚᐅᔪᓂᑦ ᖃᐅᔨᓴᓂᕐᒧᑦ ᐃᓚᑕᓇᔭᐅᓚᐅᖅᑐᖅ ᐱᒻᒪᓇᐅᔭᓇᐊᖓ ᖁᓚᓇᖏᑦᑐᒃᑯᓐ ᓯᓕᔪᓂᑦ ᐃᓚᐅᔪᐃᑦ ᐊᒥᓲᓂᖃᕈᓐᖁᓪᓗᒋᑦ, ᓯᓕᔪᓂᑦ ᐅᓂᒃᑳᖃᑕᓂᖅ ᐊᒻᒪ ᑐᓴᖃᑦᑕᓐᓂᖅ ᖃᐅᔨᔭᐅᔪᓂᑦ. ᑐᓴᐅᒪᖃᑕᐅᑎᖃᑎᖃᖅᓂᖅ ᐃᓚᐅᔪᓂᑦ ᑲᒪᒋᔭᐅᔪᓐᓚᐅᖅᑐᖅ ᐅᓂᒃᑳᖃᑕᓂᒃᑯᓐ ᑎᑎᖃᓂᑦ ᓂᒃᑳᓕᐅᓂᕐᒧᑦ ᐊᒻᒪ ᖃᐅᔨᐅᑦᑕᖃᑕᓂᖓᒍᑦ ᑲᒪᔨᐅᔫᑉ ᖃᐅᔨᓴᓂᓚᒫᒥ. ᑕᒪᒃᑯᐊ ᐅᖃᖅᑎᑏᓐᓂᐅᔪᐃᑦ ᐱᒻᒪᕆᐅᓚᐅᖅᑐᐃᑦ ᖁᕐᑎᑦᑎᒥᐊᕐᓂᕐᒧᑦ ᖃᐅᔨᓴᓂᕐᒥᑦ ᐊᒻᒪ ᓇᓗᓇᐃᖅᓯᓂᕐᒧᑦ ᖃᐅᔨᓴᓂᕐᒧᑦ. ᑐᓴᖃᑕᓂᖅ ᐊᑐᓂ ᓄᓇᓕᓂᑦ ᐳᓛᓇᐊᓂᕐᒧᑦ ᐊᒻᒪ ᐊᓯᖏᓐᓂᑦ ᓂᕐᔪᑎᓕᓇᓂᕐᒧᑦ ᑎᒥᐅᔪᓂᑦ/ᒐᕙᒪᒃᑯᓐ ᑎᒥᖏᓐᓂᑦ ᓇᓗᓇᐃᔭᖅᑐᓯᒪᔪᐃᑦ ᐊᕕᑦᑐᖅᓯᒪᔪᓂ 6 ᑖᒃᑯᓇᓂ ᐅᓂᒃᑳᓕᐊᓂ ᐃᓚᖃᖅᑐᑎᒃ ᑎᑎᖃᐅᔪᓂᑦ ᓄᓇᓕᓚᒫᓂᑦ.

ᐊᖑᓇᓱᐊᖅᑎᑦ ᑭᐅᓂᖓ

ᐊᖑᒍᓂᑦ ᖃᐅᔨᓴᓂᖅ ᑮᓇᐅᔭᓕᐅᓐᓇᓚᐅᖏᑦᑐᖅ ᐊᒻᒪ ᑕᐃᒪᐃᑦᑑᓂᖓᓄᑦ ᐃᓚᖏᑦ ᐊᖑᓇᓱᐊᖅᑏᑦ ᐃᓚᐅᔪᒪᓚᐅᖏᑦᑐᐃᑦ. ᑕᒪᒃᑯᐊ ᐊᖑᓇᓱᐊᖅᑏᑦ ᑎᑎᕋᖅᑕᐅᓯᒪᓚᐅᖅᑐᒐᓗᐊᓐ ᖃᐅᔨᓴᓂᕐᒧᑦ ᑭᓯᐊᓂ ᐊᐱᖅᓯᑕᐅᖃᑕᓚᐅᖏᑦᑐᐃᑦ ᐊᐱᖅᓯᑕᐅᖃᑕᒋᒪᖏᓂᖏᓐᓂᑦ. ᐊᒥᓲᓂᖏᑦ ᐱᔭᕇᓗᑎᒃ ᑭᐅᖃᑕᖏᑦᑐᐃᑦ ᐊᔾᔨᒌᓚᐅᖏᑦᑐᖅ ᓄᓇᓕᓂ; ᐊᒥᓲᓂᖏᑦ ᐊᑯᓐᓂᐊᓂᓚᐅᖅᑐᐃᑦ 0-ᐳᓯᑦ ᐊᒥᓱᓂ ᓄᓇᓕᓂ ᐃᓚᒋᓪᓗᒋᑦ ᐃᕐᐱᐊᕐᔪᒃ ᐊᒻᒪ ᓴᓂᕋᔭᒃ 32.7-ᐳᓯᑦ ᖃᒪᓂᑦᑐᐊᕐᒥ ᐃᓱᐊᓂ ᖃᐅᔨᓴᓂᐅᑉ. ᐃᓚᒋᒃᑲᓂᖅᑐᒍ ᐃᓚᖏᓐ ᐊᖑᓇᓱᐊᖅᑎᐅᔪᐃᑦ ᐅᖃᖅᑕᒪᕐᓂᓚᐅᖏᑦᑐᐃᑦ ᐊᒻᒪ ᐊᖑᓇᓱᐊᖅᑎᓖᒪᓐ ᐃᓚᐅᔪᒪᔪᒐᓗᐊᓐ ᐊᐱᖅᓯᑕᐃᓐᓇᐅᖃᑕᓚᐅᖏᑦᑐᓐ ᑕᖅᑭᑕᒪᓐ ᓴᖅᑮᓪᓗᓂ ᐊᔾᔨᒌᖏᑦᑐᓂᑦ ᑭᐅᖃᑦᑕᖅᑐᓂᑦ ᐊᒥᓲᓂᖏᓐᓂᑦ ᖃᐅᔨᓴᑐᖃᖅᑎᓪᓗᒍ. ᑭᐅᖃᑕᓂᕐᒧᑦ ᐊᒥᓲᓂᖏᑦ ᑕᓕᒪᓂ ᐊᕐᕌᒍᓂ ᖃᐅᔨᓴᓂᕐᒧᑦ ᐊᔾᔨᒌᓚᐅᖏᑦᑐᖅ ᐊᑐᓂ ᓄᓇᓕᓂ ᐊᒻᒪ ᑕᖅᑭᐅᔪᓂ. ᑭᐅᖃᑕᓂᐅᔪᒧᑦ ᐊᒥᓲᓂᓇᓴᖏᑦ ᐊᑯᓐᓂᐊᓂᓚᐅᖅᑐᓐ 98-ᐳᓯᑦ ᐃᕐᐱᐊᔪᖏᒥ ᐊᒻᒪ ᓇᓂᓯᕕᒃᒥ 64-ᐳᓯᑦᒧᑦ ᖃᒪᓂᑦᑐᐊᕐᒥ ᐊᒻᒪ ᓴᓕᓂ, ᑭᐅᖃᑕᓂᕐᒧᑦ ᐊᒥᓲᓂᖓ ᓄᓇᕗᓕᒫᒥ ᓄᓇᓕᓂ 82-ᐳᓯᑦᖑᓪᓗᓂ. ᐱᓪᓗᒋᑦ ᑕᒪᒃᑯᐊ ᑭᐅᖃᑕᓂᐅᔪᐃᑦ, ᐅᖃᐅᓯᐅᔪᐃᑦ ᐆᒪᔪᖅᑕᐅᔪᐃᑦ ᐊᑉᐸᓯᓐᓂᖅᓴᐅᓂᐊᖅᑐᐃᑦ ᐆᒪᔪᖅᑕᓚᓇᐅᔪᓂᑦ ᐱᓪᓗᒍ ᐊᖑᓇᓱᐊᖅᑎᓖᒪᓐ ᐅᖃᖅᑎᒋᔭᐅᓚᐅᖏᓂᖏᑦ. ᐊᖑᒍᓂᑦ ᓇᓚᐅᑦᑖᓂᖅ ᐱᔭᐅᓚᐅᖅᑐᐃᑦ ᐅᖃᐅᓯᖃᑕᖅᑐᓂᑦ ᐆᒪᔪᖅᑕᒥᓂᓂᑦ ᐊᑐᓂ ᓂᕐᔪᑕᐅᔪᓂᑦ ᐊᒻᒪ ᐊᑐᓂ ᓄᓇᓕᐅᔪᐃᑦ ᐊᑐᖅᑎᓪᓗᒋᑦ ᐃᓚᖓᒍᑦ ᓇᓚᐅᑦᑖᖃᓂᕐᒥᑦ (ᐊᕕᑦᑐᖅᓯᒪᔪᖅ 4); ᑎᑭᑕᐅᓇᓱᐊᖅᑐᖅ ᐱᓂᖅ ᑕᓕᒪᓂ ᑭᖑᓕᓈᑦᑐᓂᑦ ᐊᕐᕋᒍᑕᒫᓐ ᐊᖑᒍᐅᔪᐃᑦ ᓇᓚᐅᑦᑖᑕᐅᓂᖏᓐᓂᑦ ᒪᓕᑦᑐᒋᑦ ᓂᕐᔪᑕᐅᔪᐃᑦ ᓄᓇᓕᒃᑎᒍᑦ ᐊᑐᖅᑕᐅᓂᖅᑐᑎᒃ ᓄᓇᕗᒥ ᐆᒪᔪᓕᓇᓴᕐᔪᐊᑯᓐᓂᑦ ᖃᐅᔨᒐᓱᐊᓐᓂᕐᒧᑦ ᐱᔭᐅᖃᓚᓇᖅᑐᓂᑦ ᒪᓕᑦᑐᒍ ᑕᐃᒪᐃᓱᐊᖃᑎᑕᐅᓂᖓ ᓄᓇᕗᒥ ᓄᓇᒥᑦ ᓇᒥᓂᑦᑖᓂᕐᒧᑦ ᐊᖏᖃᑎᒌᒍᑎᓄᑦ. ᑕᖅᑭᑕᒫᓐ ᐊᒻᒪ ᐊᕐᕋᒍᑕᒫᓐ ᐊᖑᒍᓂᑦ ᓇᓚᐅᑦᑖᓂᖅ ᐊᒻᒪ ᑭᐅᖃᑕᓂᕐᒧᑦ ᐊᒥᓲᓂᖓ ᑕᑯᔭᐅᔪᓐᓇᖅᑐᐃᑦ ᑎᑎᖃᐃᑦ ᐊᒡᒍᖅᓯᒪᓂᖏᓐᓂ ᒪᓕᑦᑐᒍ ᑕᐃᒪᐃᓱᐊᖃᑎᑕᐅᓂᖓ ᓄᓇᕗᒥ ᓄᓇᒥᑦ ᓇᒥᓂᑦᑖᓂᕐᒧᑦ ᐊᖏᖃᑎᒌᒍᑎᓄᑦ. ᑕᖅᑭᑕᒫᓐ ᐊᒻᒪ ᐊᕐᕋᒍᑕᒫᓐ ᐊᖑᒍᓂᑦ ᓇᓚᐅᑦᑖᓂᖅ ᐊᒻᒪ ᑭᐅᖃᑕᓂᕐᒧᑦ ᐊᒥᓲᓂᖓ ᑕᑯᔭᐅᔪᓐᓇᖅᑐᐃᑦ ᑎᑎᖃᐃᑦ ᐊᒡᒍᖅᓯᒪᓂᖏᓐᓂ ᒪᓕᑦᑐᒍ ᓄᓇᕗᒥ ᓄᓇᒥᑦ ᓇᒥᓂᑦᑖᓂᕐᒧᑦ ᐊᖏᖃᑎᒌᒍᑎᓄᑦ. ᑕᖅᑭᑕᒫᓐ ᐊᒻᒪ ᐊᕐᕋᒍᑕᒫᓐ ᐊᖑᒍᓂᑦ ᓇᓚᐅᑦᑖᓂᖅ ᐊᒻᒪ ᑭᐅᖃᑕᓂᕐᒧᑦ ᐊᒥᓲᓂᖓ ᑕᑯᔭᐅᔪᓐᓇᖅᑐᐃᑦ ᑎᑎᖃᐃᑦ ᐊᒡᒍᖅᓯᒪᔪᓐ 11-ᒥᑦ 650-ᒧᑦ) ᐊᒻᒪ ᑲᑎᓪᓗᒋᑦ ᑲᑎᓯᒪᔪᐃᑦ (ᑎᑎᕋᖅᓯᒪᔪᓐ 651-ᒥᑦ 674-ᒧᑦ).

ᓱᓕᔪᓇᔭᖅᓴᐅᓂᖏᑦ ᐊᖑᒍᓂᑦ ᓇᓚᐅᑦᑖᑕᐅᔪᐃᑦ; ᑕᒻᒪᕈᑕᐅᔪᓐᓇᖅᑐᓐ

ᑎᑎᕋᐅᑎᖃᓂᓕᒫᖅ ᑎᑭᑕᐅᖃᑕᓚᐅᖏᒻᒪᓐ ᖃᐅᔨᓴᓂᓕᒫᒥ ᑕᒻᒪᕈᓐᓇᓂᖅ ᓇᓚᐅᑦᑖᑕᐅᓚᐅᖅᑐᖅ ᐊᒻᒪ ᑕᑯᓴᐅᑎᑕᐅᔪᖅ 95-ᐳᓯᑦ ᓱᓕᒋᐊᖓ ᐊᕐᕋᒍᑕᒫᓐ ᓇᓚᐅᑦᑖᑕᐅᖏᓐᓂᑦ ᐊᑐᓂ ᓂᕐᔪᑕᐅᔪᐃᑦ. ᐊᓯᖏᑦ ᑕᒻᒪᕈᑕᐅᔪᓐᓇᖅᑐᐃᑦ ᖃᓄᐃᑎᑦᑎᔪᓐ ᓇᓚᐅᑦᑖᑕᐅᔪᓂᑦ ᖃᐅᔨᒋᐊᖅᑕᐅᓚᐅᖅᒥᔪᐃᑦ ᖃᐅᔨᓴᖅᑕᐅᑎᓪᓗᒋᑦ ᖃᐅᔨᓴᓂᒥ. ᑕᒪᒃᑯᐊ ᑕᒻᒪᕈᓐᓇᓂᐅᔪᓐ ᐊᒻᒍᖅᑕᐅᓚᐅᖅᑐᐃᑦ ᐃᒪᐃᑦᑐᓄᑦ:

- ᖃᐅᔨᓴᓂᐅᑉ ᐊᑯᓂᐅᓂᖓ;
- ᖃᐅᔨᓴᖅᑕᐅᔪᖅ ᐊᒻᒪ ᑭᐅᖃᑕᖏᓐᓂᐅᔪᖅ; ᐊᒻᒪ,
- ᐆᑦᑐᐃᖃᑕᓂᕐᒧᑦ ᑲᒪᒋᔭᕆᐊᖃᖅᑐᐃᑦ ᐊᒻᒪ ᑭᐅᓂᕐᒧᑦ ᑕᒻᒪᕈᓐᓇᓂᖅ.

ᖃᐅᔨᓴᓐᓂᖅ ᖃᐅᔨᓴᓂᐅᔫᑉ ᐊᑯᓂᐅᓂᖓᓂᑦ ᖃᐅᔨᓴᓚᐅᖅᑐᖅ ᖃᐅᔨᓴᖅᑕᐅᔪᖅ ᐊᑕᖏᔪᖅᓯᓐ ᐊᒻᒪ ᓱᓕᔪᖅᓯᓐ ᑭᖑᑐᐃᒻᒪᖕᒫᓐ ᐊᖑᒍᓱᐊᖅᑏᑦ ᐊᒥᓲᓂᖏᓐᓂᑦ. ᑕᒻᒪᖅᓯᒪᓂᐅᔪᐃᑦ ᐃᓚᖓᔪᓐ ᖃᐅᔨᓴᓂᕐᒧᑦ ᐃᓚᖃᓚᐅᖅᑐᖅ ᐊᑐᓂ ᐊᑎᓕᐅᓇᖏᓐᓂᐊᓂᕐᒥᑦ ᐊᒻᒪ ᐊᑎᓕᐅᓇᓗᐊᕐᓂᕐᒥᑦ. ᓇᓗᓇᐃᖅᑕᐅᓚᐅᖅᑐᖅ ᓄᓇᓕᓂ ᐳᓚᕋᖃᑕᑎᓪᓗᒋᑦ ᐃᓚᖏᑦ ᐊᖑᓇᓱᐊᖅᑏᑦ ᑎᑎᕋᖅᑕᐅᓚᐅᖅᓯᒪᖏᒻᒪᑕ ᐊᖑᒍᓂᑦ ᖃᐅᔨᓴᓂᕐᒧᑦ. ᑕᒪᓐᓇ ᑎᑎᕋᖏᓗᐊᖅᓂᖅ ᒥᑭᓕᓯᐊᖅᑎᕐᑎᓂᐊᖅᑐᖅ ᐊᖑᒍᓂᑦ ᓇᓚᐅᑦᑖᑕᐅᔪᓂᑦ ᐱᓪᓗᒍ ᑕᒪᒃᑯᐊ ᐊᖑᓇᓱᐊᖅᑏᑦ ᐃᓱᒪᒋᔭᐅᓚᐅᖏᒻᒪᑕ ᐊᖑᒍᐃᑦ ᓇᓚᐅᑦᑖᑕᐅᓂᖏᓐᓂᑦ. ᖃᐅᔨᓴᓂᖅ ᑕᐃᒪᐃᓂᑦᒥᑦ ᑕᒻᒪᓂᕐᒧᑦ ᑲᒪᒋᔭᕆᐊᖃᖅᑐᖅ ᐊᒻᒪ ᑭᐅᖃᑕᓂᕐᒧᑦ ᑕᒻᒪᕈᓐᓇᓂᕐᒥᑦ ᑲᒪᒋᔭᐅᓚᐅᖅᑐᖅ ᓇᓗᓇᐃᖅᓯᓂᕐᒧᑦ ᑕᒪᒃᑯᐊ ᖃᐅᔨᓴᓂᕐᒧᑦ ᑭᐅᔾᔪᑕᐃᑦ ᐊᑑᑎᖃᕋᓗᐊᖅᓴᒪᖕᒫᑕ, ᓱᕐᓗ, ᐆᑦᑐᐃᓂᖅ ᐆᒪᔪᖅᑕᒥᓂᖏᓐᓂᑦ ᑭᐅᖃᑕᖅᑐᐃᑦ ᐃᒻᒥᑰᖅᑐᐃᑦ. ᐅᖃᐅᓯᐅᓚᐅᕋᓗᐊᖅᑎᓪᓗᒍ ᓄᓇᕗᓂ ᓈᓴᐃᔨᓄᑦ ᐊᒻᒪ ᐃᓚᐅᔪᓄᑦ ᐊᖑᓇᓱᐊᖅᑏᑦ ᓱᓕᖃᑕᓚᐅᖅᒪᖕᒫᑕ ᑭᐅᓂᕐᒥᒍᑦ, ᓇᓗᓇᐃᖅᓯᔪᖃᓚᐅᖅᑐᖅ ᐊᑲᐃᓕᐅᔭᑎᓗᐊᑕᐅᔪᓂᑦ ᆆᑦᑐᐃᓂᕐᒧᑦ ᑕᒻᒪᑎᑦᑎᑐᐃᓐᓇᐊᖃᖅᑐᒥᓂᕐᓂᑦ. ᑕᒪᒃᑯᐊ ᐊᑲᐃᓪᓕᐅᔭᑏᑦ ᐃᓚᖃᖅᑐᐃᑦ ᐅᖃᐅᓯᖃᑕᖏᓐᓗᐊᖅᓂᖅ ᐃᓚᖏᓐᓂᑦ ᓂᕐᔪᑕᐅᔪᓂᑦ ᓱᕐᓗ ᒪᖕᓂᑦ, ᐊᒻᒫᒪᔪᐃᑦ ᐊᒥᓱᓂ ᓄᓇᕗᓂ ᐊᒻᒪ ᐱᓪᓗᒍ ᐊᒥᓱᐊ ᐊᖑᓇᓱᐊᖅᑏᑦ ᖃᐅᔨᒪᓚᐅᖏᒻᒪᑕ ᐅᖃᐅᓯᖃᓇᐊᖃᕐᓂᕐᒥᓂᒃ ᑕᒪᒃᑯᓂᖓ ᐊᖑᒍᓯᒥᓂᒃ ᐊᒻᒪ ᐱᔭᕇᓗᑎᒃ ᐊᒥᓱᐊ ᐊᖑᓇᓱᐊᖅᑏᑦ ᖃᐅᔨᒪᓇᓱᐊᖃᖏᓐᓂᖏᑦ ᐊᒥᓲᓂᖏᓐᓂᑦ ᐆᒪᔪᖅᑕᖏᑦ ᐊᒻᒪ ᐃᖅᖃᐅᒪᔪᓐᓇᑎᐊᓚᐅᖏᑦᑐᐃᑦ ᐆᒪᔪᖅᑕᒥᓂᕐᒥᒃ ᐊᐱᖅᓯᑕᐅᓕᖅᑎᓪᓗᒋᑦ.

ᖃᐅᔨᓴᖅᑕᐅᓚᐅᖅᒥᔪᒃ ᓇᓗᓇᐃᖅᓯᓂᕐᒧᑦ ᐊᔾᔨᒌᖏᓗᐊᖃᓪᓗᒪᖕᒫᑎᒃ ᐊᖑᒍᓯᐅᕝᑦᑐᐃᑦ ᐊᒥᓲᓂᖏᑦ ᐊᒻᒪ ᐊᑐᖅᑕᐅᖃᑕᖅᑐᐃᑦ ᑭᐅᖃᑕᕐᑐᓄᑦ ᐊᒻᒪ ᑭᐅᖃᑕᖏᑦᑐᓄᑦ ᖃᐅᔨᓴᓂᕐᒧᑦ. ᑭᐅᖏᑐᐃᓐᓇᕋᖃᓂᖅ ᐊᖏᓪᓕᑦᑎᖅᑐᖅ ᑭᐅᖃᑕᖅᑐᐃᑦ ᐊᒥᓲᓂᖏᑦ ᑲᑕᑎᓪᓗᒍ ᐊᒻᒪ ᐱᔭᕇᓗᑎᒃ ᑭᐅᖃᑕᖏᑦᑐᐃᑦ ᐊᒥᓲᓂᖏᑦ ᖁᕝᕋᖅᑐᓂ. ᑕᒪᓐᓇ ᐱᔾᔪᑎᑦᓗᒍ ᓇᓗᓇᐃᖅᑕᐅᓚᐅᖅᑐᖅ ᑕᐃᒪᐃᒍᓐᓇᖅᑐᖓ ᒥᑭᔭᕋᖅᑐᖓ ᑭᐅᖃᑕᓂᕐᒧᑦ ᐊᒥᓲᓂᖓ ᖁᕝᓯᑦᑎᓪᓗᒍ (75-ᐳᓯᑦ) ᐊᒻᒪ ᐱᔭᕇᓗᑎᒃ ᑭᐅᖃᑕᖏᑦᑐᐃᑦ ᐊᒥᓲᓂᖏᑦ ᐊᑉᐸᓯᑎᓪᓗᒋᑦ (ᐊᑖᓂ 5-ᐳᓯᑦ). ᓱᓕᒃᑲᓂᖅ, ᑕᒪᒃᑯᐊ ᐊᒥᓲᓂᐅᔪᐃᑦ ᐊᔾᔨᒌᓚᐅᖏᑦᑐᐃᑦ ᓄᓇᕗᓂ ᐊᒻᒪ ᐃᓗᐊᓂ ᓄᓇᕗᐅᔪᐃᑦ ᑕᖅᑭᑕᒫᓐ. ᐱᔭᕇᓗᓂ ᑭᐅᖃᑕᖏᓂᐅᔪᖅ ᐊᒥᓲᓂᖓ ᓄᓇᕗᓕᒫᒧᑦ ᐃᒪᓐᓇᐅᓚᐅᖅᑐᖅ 4.5-ᐳᓯᑦ. ᐊᕕᑦᑐᖅᓯᒪᔪᑦ 6 ᐃᓗᓕᖃᖅᑐᐃᑦ ᖃᐅᔨᓴᖅᑕᐅᓯᒪᔪᓂᑦ ᑕᐃᒪᐃᑦᑐᒧᑦ ᑕᒻᒪᕈᓐᓇᕐᒧᑦ ᐊᑐᓂ ᓄᓇᕗᐅᔪᓂ ᐊᒻᒪ ᐅᔾᔨᕈᓱᕐᖁᔨᔪᖅ ᐅᖃᓕᒫᖅᑎᓂᑦ ᓈᒻᒪᑎᓪᓗᒍ.

ᖃᐅᔨᓴᓂᖅ ᐆᑦᑐᐃᓂᕐᒧᑦ ᑲᒪᒋᔭᕆᐊᖃᖅᑐᓂᑦ ᐊᒻᒪ ᑭᐅᖃᑕᕐᒧᑦ ᑕᒻᒪᕈᓐᓇᕐᒥᑦ ᑲᒪᒋᔭᐅᓚᐅᖅᑐᖅ ᓇᓗᓇᐃᖅᓯᓂᕐᒧᑦ ᑕᒪᒃᑯᐊ ᖃᐅᔨᓴᓂᕐᒧᑦ ᑭᐅᔾᔪᑕᐃᑦ ᐊᑑᑎᖃᕋᓗᐊᖅᓴᒪᖕᒫᑕ, ᓱᕐᓗ, ᐆᑦᑐᐃᓂᖅ ᐆᒪᔪᖅᑕᒥᓂᖏᓐᓂᑦ ᑭᐅᖃᑕᖅᑐᐃᑦ ᐃᒻᒥᑰᖅᑐᐃᑦ. ᐅᖃᐅᓯᐅᓚᐅᕋᓗᐊᖅᑎᓪᓗᒍ ᓄᓇᕗᓂ ᓈᓴᐃᔨᓄᑦ ᐊᒻᒪ ᐃᓚᐅᔪᓄᑦ ᐊᖑᓇᓱᐊᖅᑏᑦ ᓱᓕᖃᑕᓚᐅᖅᒪᖕᒫᑕ ᑭᐅᓂᕐᒥᒍᑦ, ᓇᓗᓇᐃᖅᓯᔪᖃᓚᐅᖅᑐᖅ ᐊᑲᐃᓕᐅᔭᑎᓗᐊᑕᐅᔪᓂᑦ ᆆᑦᑐᐃᓂᕐᒧᑦ ᑕᒻᒪᑎᑦᑎᑐᐃᓐᓇᐊᖃᖅᑐᒥᓂᕐᓂᑦ. ᑕᒪᒃᑯᐊ ᐊᑲᐃᓪᓕᐅᔭᑏᑦ ᐃᓚᖃᖅᑐᐃᑦ ᐅᖃᐅᓯᖃᓇᐊᖃᕐᓂᕐᒥᓂᒃ ᑕᒪᒃᑯᓂᖓ ᐊᖑᒍᔭᒥᓂᒃ ᐊᒻᒪ ᐱᔭᕇᓗᑎᒃ ᐊᒥᓱᓐ ᐊᖑᓇᓱᐊᖅᑏᑦ ᖃᐅᔨᒪᓇᓱᐊᖃᖏᓐᓂᖏᑦ ᐊᒥᓲᓂᖏᓐᓂᑦ ᐆᒪᔪᖅᑕᖏᑦ ᐊᒻᒪ ᐃᖅᑲᐅᒪᔪᓐᓇᑎᐊᓚᐅᖏᑦᑐᐃᑦ ᐆᒪᔪᖅᑕᒥᓂᕐᒥᒃ ᐊᐱᖅᓯᑕᐅᓕᖅᑎᓪᓗᒋᑦ.

ᖃᐅᔨᓴᐅᓚᐅᖅᑐᖅ ᑮᓇᐅᔭᓕᐅᕈᑕᐅᓇᓱᐊᖅᑐᑎᒃ ᐊᖑᓯᔭᐅᔪᐃᑦ ᐅᖃᐅᓯᐅᖏᓐᓇᓚᐅᖏᒻᒪᑕ ᓄᓇᓕᐅᔪᓂ. ᐃᒪᐃᒐᓱᐊᓚᐅᕐᓗᐊᕐᖓᓐ ᐊᖑᓯᔭᒥᓂᐅᔪᐃᑦ ᓂᐅᕈᑕᐅᔪᐃᑦ ᐊᑐᖅᑕᐅᓂᐊᕐᓗᑎᒃ ᐅᑯᑦᑏᓐᓂᑦ ᓂᓇᔭᒃᓴᐅᓂᐊᖅᑐᐃᑦ ᐃᓗᐊᓂ ᓄᓇᕗᒻ ᑎᑎᕋᖅᑕᐅᖃᑦᑕᖅᓗᑎᒃ ᖃᐅᔨᓴᖅᑐᖃᖅᑎᓪᓗᒍ ᐊᒻᒪ ᑕᒪᔾᔪᐊ ᓂᐅᕈᑕᐅᔪᐃᑦ ᓱᓚᑖᓂᑦ ᓄᓇᕗᒻ ᑎᑎᕋᖅᑕᐅᖃᑦᑕᕐᓗᑎᒃ ᑭᓯᐊᓂ ᐋᖅᑕᐅᓗᑎᒃ ᑎᑎᕋᖅᑐᐅᔪᓂᑦ ᐱᔾᔪᑎᒋᓪᓗᒍ ᖃᐅᔨᒐᓱᐊᓐᓂᖅ ᐱᔭᕇᑎᖃᖅᑐᑎᒃ ᐊᒻᒪ ᓴᖅᑮᓪᓗᓂ ᐅᖃᐅᓯᖃᐃᓐᓇᖏᓐᓂᕐᒥᑦ. ᑮᓇᐅᔭᓕᐅᕈᑕᐅᓇᐊᓱᖅᑐᓂᑦ ᐆᔭᕇᑎᖃᖅᑐᑎᒃ ᐊᒻᒪ ᓴᖅᑮᓪᓗᓂ ᐅᖃᐅᓯᖃᐃᓐᓇᖏᓐᓂᖅ ᐱᔭᕇᑎᖃᖅᑐᑎᒃ ᐊᒻᒪ ᓴᖅᑮᓪᓗᓂᑦ ᐅᖃᐅᓯᖃᐃᓐᓇᖏᓐᓂᖅᑐᖅ ᐆ

1. ᓇᓗᓇᐃᒋᐊᕈᑎᑦ

1.1 ᐅᓂᒃᑳᓕᐅᕐᓂᕐᒧᑦ ᖃᓄᐃᒍᑕᐅᓇᓱᑦᑐᖅ

ᓄᓇᕗᒻᒥ ᓂᕐᔪᑎᑦ ᐆᒪᔪᖅᑕᐅᑦᑐᓂᒃ ᖃᐅᔨᓴᕐᓂᐅᔪᖅ (ᐅᑭᑦᓗ ᐆᒪᔪᖅᑕᐅᑦᑐᓂᒃ ᖃᐅᔨᓴᕐᓂᖅ) ᐱᓕᕆᐊᒃᓴᐅᑎᑕᐅᓚᐅᖅᓯᒪᔪᖅ ᓄᓇᕗᒻᒥ ᓄᓇᑖᕈᑎᐅᑉ ᐊᖏᕈᑎᖓᑎᒍᑦ ᓱᖅᑯᐃᖅᑕᐅᕐᑯᓪᓗᒋᑦ ᖃᑦᑎᑦ ᐆᒪᔪᖅᑕᐅᑭᖅᓂᖏᓐᓂᒃ ᐃᓐᓂᑦ ᓄᓇᓕᓐᓂ ᐊᑐᓂ ᓄᓇᕗᒻᒥ ᐅᑭᐅᓄᑦ ᑕᓪᓕᒪᓄᑦ ᓇᓗᓇᐃᖅᑕᐅᓯᒪᓂᖏᑎᒍᑦ. ᓄᓇᕗᒻᒥ ᐆᒪᔪᓕᓇᕐᔪᐊᒃᑯᑦ ᑲᑎᒪᔨᖏᑦ ᑲᒪᔨᐅᑎᑕᐅᓚᐅᖅᓯᒪᓪᓗᑎᒃ ᖃᐅᔨᓴᕐᑯᔭᐅᓪᓗᑎᒃ. ᐅᑭᐅᓂ ᑕᓪᓕᒪᓂᒃ ᖃᐅᔨᓴᕐᓂᖃᖅᑎᓪᓗᒍ, 6018 ᐊᖑᓇᓱᒃᑎᑦ ᐊᑎᓕᐅᖅᓯᒪᖃᑕᐅᓚᐅᖅᑐᑦ ᖃᐅᔨᓴᕐᓂᕐᒧᑦ ᓄᓇᓕᐅᔪᓂ 28ᓂᒃ, ᐊᒻᒪᓗ ᐆᒪᔪᖅᑕᐅᑦᑐᓂᒃ ᑎᑎᖅᑕᐅᓯᒪᔪᑦ ᓄᐊᑕᐅᑦᓕᐊᓂᑰᓪᓗᑎᒃ ᑕᖅᑭᑕᒫᑦ 60ᓂᒃ ᐊᔾᔨᒌᙱᑦᑐᓂᒃ ᓂᕐᔪᑎᓂᒃ. ᐆᒪᔪᖅᑕᐅᔪᑦ ᐱᖃᓯᐅᔾᔨᓚᐅᖅᑐᑦ ᓇᑭᑦ ᐱᔭᐅᓐᓂᕐᒪᖔᑖ, ᐊᕐᓇᐅᑉᐸᑦ ᐊᖑᑕᐅᑉᐸᑦ ᐊᒻᒪᓗ ᐅᑭᐅᖃᖅᑎᒋᓂᖏᓐᓂᒃ ᓇᓪᓕᐊ ᓂᕐᔪᑎ ᓇᓗᓇᐃᖅᑕᐅᓯᒪᓂᖓᒍᑦ.

ᖃᓄᐃᒍᑕᐅᓇᓱᓐᓂᖓ ᐅᓂᒃᑳᓕᐊᖑᓯᒪᔪᐃᑦ ᐅᑯᐊ ᐃᒪᐃᑦᑑᔪᖅ:

- ᓇᓗᓇᐃᕐᓗᒋᑦ ᐱᓇᓱᔾᔪᓯᐅᒐᔭᖅᑐᑦ ᖃᐅᔨᓴᕐᓂᕐᒧᑦ;
- ᐅᓂᒃᑳᓕᐊᓇᓗᒋᑦ ᖃᐅᔨᓴᕐᓂᕐᒥ ᓴᖅᑭᑕᐅᔪᑦ;
- ᑐᑭᓯᓇᓱᓪᓗᒋᑦ ᓱᓕᔪᕐᓇᖅᑎᒋᓂᖏᑦ ᓴᖅᑭᑕᐅᔪᐃᑦ;
- ᐅᓂᒃᑳᓕᐊᓇᓗᒍ ᐊᑐᓕᖅᑎᑕᐅᓂᖓ ᐃᓛᒃᑰᖅᑐᖅ 5, ᐃᓚᖓ 4, ᓄᓇᑖᕈᑎᓂ (ᑕᑯᒃ ᐃᐅᒍᓂ 1), ᑐᓐᖓᕕᐅᓯᒪᔪᖅ ᒪᓕᒋᐊᓐᓂᑦ (ᓄᓇᑖᕈᑎᓂ, 1993, ᓈᓴᐅᑎᓂ 5-5) ᓄᓇᕗᒻᒥ ᐆᒪᔪᖅᑕᐅᑦᑐᓂᒃ ᖃᐅᔨᓴᕐᓂᕐᒧᑦ.

ᑭᓯᓪᓚᑖᑦ ᒪᓕᒋᐊᖃᖅᓯᒪᔪᑦ ᓄᓇᑖᕈᑎᓂ (ᑕᑯᒃ ᐃᖅᑯᓪᓕᖃᓯᐅᑎᓯᒪᔪᑦ ᓈᓴᐅᑎᖏᓐ 2.1), ᐊᒻᒪᑦᑕᐅᖅ ᐱᐅᓯᐅᖃᑦᑕᖅᓯᒪᔪᒥᓃᑦ ᐊᓯᖏᓐ ᖃᐅᔨᓴᕐᓂᐅᖃᑦᑕᖅᓯᒪᔪᓂ ᐆᒪᔪᖅᑕᐅᑦᑐᓂᒃ 1970ᖏᓐᓂᑦ ᑲᓇᑕᐅᑉ ᐅᑭᐅᖅᑕᖅᑐᖓᓂ, ᓴᖅᑮᒍᑕᐅᓯᒪᔪᑦ ᐅᑯᓇᓐᖓᑦ ᐊᔾᔨᐅᓐᖏᒍᑕᐅᔪᓂᒃ ᓄᓇᕗᒻᒥ ᐆᒪᔪᖅᑕᐅᑦᑐᓂᒃ ᖃᐅᔨᓴᕐᓂᕐᒧᑦ:

- ᖃᐅᔨᓴᕐᓂᕐᒧᑦ ᐃᓚᐅᖃᓯᐅᑎᓚᐅᖅᑐᑦ 28 ᐃᒻᒥᑰᖅᑐᑦ ᓄᓇᓖᑦ ᐃᓂᓪᓚᖓᐅᑎᐅᓚᔪᑦᑐᒥᒃ ᐱᖅᑯᓯᖃᖅᑐᑎᒃ. ᐃᓚᐅᔪᑦ ᐊᑭᓕᖅᓯᖅᑕᐅᓚᑎᒃ.
- ᖃᐅᔨᓴᕐᓂᕐᒧᑦ ᐊᖏᖃᑎᒌᑦᑐᐃᓐᓇᐅᓚᓱᒃᑐᑎᒃ ᐱᐅᓯᖃᓴᓯᓚᐅᖅᑐᑦ (ᑕᒪᐃᓐᓂᐅᖏᑦᑑᓚᓗᐊᖅ) ᐊᐱᖅᓯᖅᑕᐅᓇᓱᒃᑐᑎᒃ ᐊᖑᓇᓱᒃᑎᐅᔪᐃᑦ ᐃᓚᐅᖃᑕᐅᔪᑦ.
- ᐊᖑᓇᓱᒃᑎᑦ ᐊᑐᓂ ᐊᐱᖅᓯᖅᑕᐅᑭᓚᐅᖅᑐᑦ ᑕᖅᑭᑕᒫᑦ, 60ᓄᑦ ᑕᖅᑭᓄᑦ (ᔫᓂ 1996ᒥᑦ ᒪᐃ 2001ᒧᑦ).
- ᐊᕐᕌᒍᑕᒫᑦ ᐆᒪᔪᖅᑕᐅᔪᑦ ᒥᑦᓯᖏᑦ ᓂᕐᔪᑎᑦ ᐊᑐᓂᑦ ᓈᓴᖅᑕᐅᑭᓚᐅᖅᑐᑦ ᑲᑎᑦᑐᒥᑦ ᑕᖅᑭᑕᒫᖅᓯᐅᑕᐅᑭᑦᑐᑦ, ᐆᒪᔪᖅᑕᐅᔪᐃᑦ ᐅᓂᒃᑳᖏᓐᓂᓐᖓᖅᑐᓂᑦ ᐊᒻᒪᓗ ᑭᐅᒃᓵᓕᑎᒋᑭᓐᓂᖏᓐᓂᑦ ᒥᑦᓴᐅᓯᐅᒍᔪᑦᑐᒥᒃ ᐊᑐᖅᑐᑎᒃ. ᑐᑭᒧᐊᕈᑎᖃᕐᓱᓚᐅᖅᑐᑦ ᓄᐊᑦᓯᒍᒪᓪᓗᑎᒃ ᑕᓪᓕᒪᓂᒃ ᐊᕐᕌᒍᑕᒫᖅᓯᐅᑎᓂ ᒥᑦᓴᐅᓯᖅᑕᐅᓯᒪᔪᓂᒃ (ᔫᓂᒥᑦ ᒪᐃᒧᑦ) ᓂᕐᔪᑎᑦ ᐊᔾᔨᐅᓐᖏᓐᓂᖏᑎᒍᑦ ᓄᓇᓖᓗ.

ᑕᖅᑭᑕᒫᖅᓯᐅᑎᑦ ᐊᕐᕌᒍᑕᒫᖅᓯᐅᓪᓗ ᐆᒪᔪᖅᑕᐅᔪᓂᒃ ᓇᓗᓇᐃᖅᑕᐅᓯᒪᔪᑦ ᓇᓗᓇᐃᔭᕈᑎᖏᑦ ᐊᕐᕌᒍᑕᒫᖅᓯᐅᓪᓗᑎᒃ ᒥᑦᓴᐅᓯᖅᓯᒪᓪᓗᒋᑦ ᐅᑭᑦᓗᓐᓂ ᓇᓚᐅᑦᑖᖅᓯᒪᔪᑦ ᐊᖑᓇᓱᒃᑕᐅᓯᒪᔪᓂᒃ ᐅᑭᓂ ᑎᑎᕋᖅᓯᒪᔭᑦ ᓇᓗᓇᐃᔭᕈᑎᖏᑦ (ᓇᓗᓇᐃᔭᕈᑎᑦ 11 – 674). ᖃᓇᑕᐅᔭᒃᑯᑦ ᐱᓕᕆᔾᔪᑎ, ᓄᓇᕗᑦ ᓂᕐᔪᑎᖏᓐᓂᒃ ᐆᒪᔪᖅᑕᐅᑦᑐᓂᒃ ᖃᐅᔨᓴᕈᑎᒧᑦ (ᓚᐳ ᑕᑯᑎᑦᓯᔾᔪᑦ ᐅᑯᓇᓂᐅᓂᒃᑳᓕᖅᓯᐅᑎᔪᑦ ᐊᑐᖅᑕᐅᔪᓐᓇᖅᓯᑎᓪᓗ ᓄᓇᖑᐊᖏᑎᒍᑦ ᑎᑎᖅᑕᐅᓯᒪᔪᓂᒃ ᐆᒪᔪᕐᕕᐅᔪᒥᓂᕐᓂᒃ.

ᖃᐅᔨᓴᕐᓂᖅ ᐱᑭᓪᓕᐊᔭᐅᓯᒪᓂᖓᓂᑦ ᓄᓇᕗᑦ ᓴᖅᑭᖅᑕᐅᓕᕐᓂᑰᖅ, 1999ᒥ. ᑕᒪᒃᑯᐊ ᒪᓕᒃᑐᒋᑦ, ᑎᑎᕋᖅᑕᐅᓯᒪᔪᓂᑦᑐᑦ ᓇᓗᓇᐃᕕᖃᖅᑐᑦ ᑕᒪᒃᑮᓂᒃ ᒐᑭᒪᐅᔪᓂᒃ ᓄᓇᑦᑎᐊᕐᒥ ᓄᓇᕗᒻᒥᓗ, ᐊᒻᒪᓗ ᑎᒥᖑᑎᖏᓐᓂᒃ ᐊᑦᑐᐊᓂᖃᖅᑐᓂᒃ, ᐃᓗᓕᖏᑦ ᒪᓕᑦᑐᒋᑦ ᖃᖓᒃᑯᓪᓗ ᓇᓗᓇᐃᕕᐅᓯᒪᓂᖏᓐᓂᒃ.

1.2 ᓇᐃᓈᖅᑐᒋᑦ ᓇᓗᓇᐃᕈᑎᖏᑦ

BNL – ᐱᔭᐅᓪᓗᐊᑕᕆᐊᖃᖅᑐᑦ
BQCMB – ᖃᒪᓂᑦᑐᐊᕐᒥ ᑐᑦᑐᓕᕆᔨᒃᑯᑦ ᑲᑎᒪᔨᖏᑦ
CWS – ᑲᓇᑕᒥ ᐅᒪᔪᓕᕆᓂᕐᒧᑦ ᐱᔨᑦᓯᖅᑎᑦ
DEC – ᐊᓪᓚᑕᐅᔪᒃᓴᓂᒃ ᓇᕿᑦᑕᖅᑎ
DIAND – ᐃᓄᓕᕆᔨᑐᖃᒃᑯᑦ
DFO – ᐃᒪᕐᒥᐅᑕᓕᕆᔨᒃᑯᑦ
DIO – ᓇᓗᓇᐃᖅᑕᐅᓯᒪᔪᑦ ᐃᓄᖕᑦ ᑎᒥᖑᑕᐅᔪᖅ
DRR – ᐆᒪᔪᓕᕆᔨᒃᑯᑦ (ᓄᓇᑦᑎᐊᖅ)
DRWED – ᐆᒪᔪᓕᕆᔨᒃᑯᑦ ᐱᓕᓪᓕᐊᔪᓕᕆᓂᕐᒥᓪᓗ (ᓄᓇᑦᑎᐊᖅ)
DSD – ᐃᑯᐱᓕᕕᓕᕆᔨᒃᑯᑦ (ᓄᓇᕗᑦ)
FW – ᐳᓚᕋᖅᑎ
GHL – ᐊᖑᓇᓱᒍᓐᓇᐅᑎ
HTA – ᐊᖑᓇᓱᒃᑐᓕᕆᔨᒃᑯᑦ
HTO – ᐆᒪᔪᓕᕆᔨᕋᓛᑦ
IQ – ᐃᓄᐃᑦ ᖃᐅᔨᒪᓂᑐᖃᖏᑦ
NLCA – ᓄᓇᕗᒻᒥ ᓄᓇᑖᕈᑎᓄᑦ ᐊᖏᕈᑏ
NOCIR – ᑐᓴᕈᑎ ᐊᓯᔾᔨᕈᑕᐅᔪᓂᒃ ᐊᑎᓕᐅᖅᓯᒪᔪᓂ
NSA – ᓄᓇᕗᒻᒥ ᓄᓇᑖᕈᑎᐅᓯᒪᔪᖅ
NWHS – ᓄᓇᕗᒻᒥ ᓂᕐᔪᑎᑦ ᐆᒪᔪᖅᑕᐅᑦᑐᓂᒃ ᖃᐅᔨᓴᕐᓂᖅ, ᐆᒪᔪᖅᑕᐅᑦᑐᓂᒃ ᖃᐅᔨᓴᕐᓂᖅ, ᖃᐅᔨᓴᕐᓂᖅ
NWMB – ᓄᓇᕗᒻᒥ ᐆᒪᔪᓕᕆᔨᔪᐊᒃᑯᑦ ᑲᑎᒪᔨᖏᑦ
RLO – ᐊᕕᑦᑐᖅᓯᒪᔪᓂ ᑐᓴᐅᑎᓕᕆᔨ
RWO – ᐊᕕᑦᑐᖅᓯᒪᔪᓂ ᐆᒪᔪᓕᕆᔨᔪᐊᒃᑯᑦ
TAH – ᑲᑎᑦᑐᒋᑦ ᐆᒪᔪᖅᑕᐅᔪᓐᓇᖅᑐᑦ
TEK – ᐊᑭᒻᒥᐅᓂᒃ ᐃᓄᐃᑦ ᖃᐅᔨᒪᓂᑐᖃᖓᑦ
UTM – ᓱᓚᕐᔪᐊᕐᒥ ᓄᓇᖑᐊᑎᒍᑦ ᓇᓗᓇᐃᔭᕕᐅᔪᑦ

1.3 ᐃᓕᓇᔭᐅᔪᑦ

ᓄᓇᕗᒻᒥ ᓂᕐᔪᑎᑦ ᐆᒪᔪᖅᑕᐅᕙᑦᑐᓂᒃ ᖃᐅᔨᓴᕐᓂᐅᔪᖅ ᐊᖏᓛᖑᖅᑕᐅᓯᒪᕗᖅ ᑲᓇᑕᒥ. ᖃᒃᑲᓐᓂᐊᒍᑦᑕᐅᖅ ᐱᓕᓇᓚᐅᖅᑐᐃᑦ 35ᖑᒍᔪᑦ ᐃᓄᐃᑦ ᖃᐅᔨᓴᕐᓂᖃᖅᑎᓪᓗᒍ ᖃᖑᐅᓐᓂᕋᓗᐊᖅᐸᑦ, ᐅᓄᖅᑐᒻᒪᓇᑦ ᓄᓇᕗᒻᒥ ᐆᒪᔪᓕᓇᔨᕐᔪᐊᒃᑯᓐᓂᑦ ᐊᒻᒪᓗ ᐊᓯᖏᓐᓂᑦ ᑎᒥᐅᔪᓂᒃ ᒐᕙᒪᐃᓪᓗ ᑎᒥᖑᑎᖏᓐᓂᑦ ᐊᑐᕐᓂᖃᑎᐊᒻᒪᓇᓚᐅᕐᒥᔪᖅ ᖃᐅᔨᓴᕐᑐᖃᕐᓂᖓᓂ. ᑭᓯᐊᓂ ᐅᖃᐅᓯᐅᑦᑎᐊᖃᒻᒪᓇᑦᑐᖅ ᑕᒪᓐᓇ ᑲᔪᓯᑦᑎᐊᑭᓐᓇᓚᐅᕐᓂᖓ ᐱᓪᓗᒍ ᖃᐅᔨᓴᕐᓂᐅᔪᖅ ᑕᐃᒪᐃᒍᓐᓇᓗᐊᓚᕿᓚᐅᖅᑐᑦ ᐃᓚᐅᔪᐃᑦ ᐱᓪᓗᒋᑦ. ᐊᖑᓇᓱᒃᑎᑦ ᓄᓇᕗᒻᒥ ᐃᓚᐅᓚᐅᖅᑐᑦ ᖃᐅᔨᓴᕐᓂᕐᒧᑦ ᑕᖅᑭᑕᒫᑦ ᐅᑭᐅᓄᑦ ᑕᓪᓕᒪᓄᑦ ᐅᐱᒋᔭᐅᕕᔾᔪᑦᑎᐊᖃᖅᑐᑦ ᐃᓕᓇᔭᐅᓗᑎᓪᓗ ᐃᓚᐅᓚᐅᕐᓂᕐᒥᓄᑦ ᑕᒪᑐᒪᓐᖓᑦ ᖃᐅᔨᓴᕐᓂᒻᒪᓇᐅᔪᒥᒃ.

ᐅᑯᐊ ᐃᓄᐃᑦ ᑎᒥᐅᔪᐃᓪᓗ ᐱᓕᓇᕕᔾᔪᐊᖅᓯᒪᒻᒥᔪᑦ ᖃᐅᔨᓴᕐᓂᖃᖅᑎᓪᓗᒍ ᐊᒻᒪᓗ ᐱᒻᒪᓇᐅᑎᓂᒃ ᐊᑑᑎᖃᕈᓐᓇᖅᓯᒪᓪᓗᑎᒃ ᑭᐅᒍᓐᓇᖃᑦᑕᖅᓯᒪᓪᓗᑎᓪᓗ ᖃᐅᔨᓴᕐᓂᐅᔪᖅ ᐱᕙᓪᓕᐊᓂᖓᓂᑦ:

ᐳᓚᕋᖅᑎᑦ:

ᐃᕐᐱᐊᕐᔪᒻᒥ ᓇᓂᓯᕕᒻᒥᓗ: ᐸᐅᓗᓯ ᒪᒃᐸ

ᐊᕕᐊᓂ: ᕐᕋᓐ ᓄᑕᕋᓯᖕᓂᖅ

ᖃᒪᓂᑦᑐᐊᕐᒥ: ᐸᐃᓯ ᐊᑦᑕᓂᖅ, ᐋᓄᕈ ᐸᕐᑯ, ᓴᓕ ᑕᕐᕋᖅ, ᔭᓇᑎᓐ ᑑᒐᖅ, ᐱᑦᓯ ᐊᒃᓴᓂ, ᓗᓯ ᒪᐅᑕᓇᑦᓇᖅ

ᕿᓐᖓᐅᑦ: ᑲᓂ ᑲᐳᓚᒃ

ᐃᖃᓗᒃᑑᑦᓯᐊᖅ: ᑭᐱ ᐺᐊᓂᓚᒃ

ᑭᓐᖓᐃᑦ: ᓯ ᐃᑎᓪᓗᐃ, ᓴᓚᒧᓂ ᐃᑦᑐᓗᒃ, ᓴᑭᐊᓯ ᐳᓪᓚᓚᒃ, ᐋᓚᓯ ᓴᒻᒪᔪᐊᓚ, ᓄᒪ ᐅᑦᑐᕿᑭ, ᕋᐃᒋ ᕿᓚᖅᑎ

ᐃᒡᓗᓚᒦᕐᔪᒃ: ᐲᑎ ᐊᐅᑐᑦ, ᑎᐅᓇ ᐃᕐᐱᐊᖅ, ᒍᓗᐊᓇᐊ ᒥᒥᐊᓚᒃ, ᐆᕐᓴᓚ ᐃᓄᒃᓯᒃ, ᐳᕖᓕ ᐊᒻᒪᖅ

ᖃᖏᖅᑐᒦᓕᒃ: ᐲᑎ ᐸᓂᓗᒃ, ᓕᕐᐃ ᐃᓪᓕᖓᔪᖅ

ᓴᓪᓕᖅ: ᓲᓯ ᐃᑦᑐᖅ, ᐺᐃᑐ ᑲᓕᑦ, ᒪᓕ ᐃᑦᑐᖅ, ᐱᓐ ᐃᐅᓪ, ᑕᐃᓇ ᓇᑦᓯ, ᓴᓂ ᐊᓗᒍᑦ

ᐅᖅᓯᖅᑑᖅ: ᐃᓕᓴᐃ ᐊᒡᔫᑲᖅ, ᑕᑎ ᐃᓕᐺᐃᑦᑐᖅ, ᓯᐅᕋ ᑭᒋᐊᖅ, ᐃᓚᐃᔭ ᑕᑭᕈᖅ

ᐊᐅᓯᐃᑦᑐᖅ: ᓕᐊ ᑲᓪᓗᒃ, ᐹᕐᓂ ᓄᐊ

ᓴᓂᕋᔭᒃ: ᓱ ᑰᓕ, ᓱᑦᑕ ᐃᓐᕋᓗᒃ, ᔪᐊᔾ ᐃᓄᒃᓯᒃ, ᒫᑕ ᐅᑲᓕᖅ, ᐳᕈᓄ ᐃᒪᕈᐃᑦᑐᖅ, ᓱᓯ ᐃᕐᑯᑦᑐᖅ, ᓂᐅᒥ ᖃᐃᓐᓂᖅ

ᐃᒡᓗᓕᒃ: ᐅᔾᔨᓐ ᐃᑉᑲᕐᓇᖅ

ᐃᖃᓗᐃᑦ: ᓕᕐᐃ ᓇᐅᑦᓚᖅ, ᓴᓚᒧᓂ ᓱ, ᐋᑕᒥ ᐊᐃᐱᓕ, ᑑᓂ ᐅᓕᑲᑕᖅ, ᐃᓚᐃᔭ ᐱᑦᓯᐅᓛᖅ, ᐃᓚᐃᔭ ᐊᐃᓂᐊᖅ, ᓴᓗ ᓇᐅᑦᓚᖅ, ᒪᐃᑯ ᐃᒪᕈᐃᑦᑐᖅ, ᔭᐃᒥᓯ ᐸᑦᓗᖅ, ᒧᓯᓯ ᕿᑦᓚᖅ, ᓇᐃᑕᓐ ᑎᒍᑦᓚᒐᖅ

ᑭᒻᒥᕈᑦ: ᐺᐋᓇ ᐅᓚᔪ, ᓱᓯᐱ ᐃᔨᕝᓗᒃ, ᑎᐅᓇ ᓖ, ᐃᐅᓇᒃ ᑎᑭᕝᕕᒃ, ᐋᑦᓴᐃᓐᖅ ᑯᓗᓛ, ᐅᓕᑦᑐᐊᖅ ᔪᑎᐊ

ᑰᒦᕐᔪᒃ: ᐃᐅᓇᒃ ᐊᒪᐅᑎᓐᓄᐊᖅ, ᐃᓴᐱᓚ ᐃᓄᒃᓴᖅ, ᑖᒻ ᖃᔭᐃᑦᑐᖅ, ᓵᓕ ᓂᑉᑕᐅᔪᖅ, ᔨᐅᕈᑦ ᑎᒡᕝᕕᐊᖅ

ᕐᒧᓗᒃᑑᖅ: ᐊᐃᑕ ᑲᐸᑲᑐᐊᖅ

ᐸᖕᓂᖅᑑᖅ: ᓱᓯᐱ ᕿᓚᕝᕝᖅ

ᒥᑦᑎᒪᑕᓕᒃ: ᒫᑕ ᒪᒃᑖᖅ, ᐸᐅᓗᓯ ᐺᐊᐅᓕ, ᓱᓇ ᑎ. ᐸᓂᓗᒃ, ᓴᓕ ᐃᓄᒍ, ᔪᐊᓇᓯ ᐊᓇᕝᕝᐊᐱᒃ, ᑎᒧᑎ ᖃᒪᓂᖅ

ᕿᕿᖅᑕᑦᔪᐊᖅ: ᐊᐃᒧᓇ ᓇᑦᓯᐊᐱᒃ, ᓱᓇᔅ ᐊᐅᓪᓚᕿᐊᖅ, ᓗᓯ ᓄᕿᓐᖓᖅ, ᔨᐅᓇ ᖃᖅ, ᒫᓂᒃ ᓄᕿᓐᖓᖅ

ᑲᖏᖅᓱᓂᖅ: ᐊᐅᐳᑦ ᑭᒻᒪᓕᐊᕐᔪᒃ, ᐱᐊᕐ ᑲᓕᑦ, ᐱᐊᕐ ᐅᑯᒃᑐᖅ, ᐋᑦᑎ ᑑᒐᖅ, ᓗᓯ ᖃᓗᔭᒃ, ᐆᑕ ᐊᐅᑐᑦ

ᓇᐅᔾᑦ: ᑕᐃᕕᑦ ᐊᒻᒪᖅ

ᖃᐅᓯᐃᑦᑐᖅ: ᐱᓕᑉ ᒪᓂᖅ, ᓴᕈᒥ ᒪᓂᖅ, ᑎᔾᕋ ᐃᖃᓗᒃ

ᓴᓂᑭᓗᐊᖅ: ᒃᓂ ᑯᑦᓗᐊᕈᑦ, ᓗᐃᓴ ᒥᑯ, ᓗᑲᓯ ᐊᕋᒍᑕᐃᓐᓇᖅ, ᐅᐃᓂ ᐊᕋᒍᑕᐃᓐᓇᖅ, ᑭᐅᕈᓚᐃᓐ ᐊᕋᒍᑕᐃᓐᓇᖅ

ᑕᓗᕐᔪᐊᖅ: ᓯᑏᐃ ᐊᖅᑲᖅ, ᐆᑕ ᒪᓃᓚᖅ, ᑕᐃᕕᑦ ᓇᓄᖅ, ᔪᓯᐱ ᖁᖅᑭᐊᖅ

ᐅᒥᖓᒃᑑᖅ: ᒫᑕ ᑲᐳᓚᒃ, ᔪᐊᔾ ᐸᓂᒻᔪᖅ, ᑲᓂ ᑲᐳᓚᒃ

ᑎᑭᕐᔪᐊᖅ: ᒃᓐ ᐊᖑᒍ, ᕐᓐ ᐊᓕᑲᓯᐊᖅ, ᓗᐃᔅ ᕗᐃᓯ ᔪᓂᐊ, ᒃᑭ ᓇᐸᔪᖅ, ᓴᓄ ᑑᒐᖅ, ᓗᐃ ᐅᒃᓚᒐᖅ

ᐊᓪᓚᒃᑎᑦ:

ᕿᕿᖅᑖᓗᖕᒥ: ᑕᖅᑭᐊᓗᒃ ᓱᑑᒃᔅ

ᑭᕝᕕᓕᕐᒥ: ᒃᓂᑦ ᐊᑲᑦ, ᐋᓐᔨ ᐅᖃᑦᓯᐊᖅ, ᐃᓕᓴᐃ ᐃᔅᑭᐊᖅ, ᓵᓕ ᐅᐊ, ᓲᓴᓐ ᐊᕐᓗ, ᑕᐃ ᐊᕈᐊᓚᒃ

ᕿᑎᕐᒥᐅᓂ: ᑖᓐ ᐊᔭᓕᒃ, ᐃᑎᑦ ᐊᓇᑉᓚᒃ, ᒥᐅᓇ ᓵᓐ ᐊᓇᑉᓚᒃ, ᓲᓴᓐ ᐊᑕᑕᕼᐊᒃ, ᐋᓐ ᑭᓕᖏᓐᐳᒃ, ᒥᓯᐊᓪ ᑭᓕᖏᓐᐳᒃ

ᐊᕕᑦᑐᖅᓯᒪᔪᓂ ᑐᓴᐅᑎᓕᓇᔨᑦ:

ᕿᕿᖅᑖᓗᖕᒥ: ᑖᒻ ᑎᒻᓯᐊᓴᓐ

ᑭᕝᕕᓕᕐᒥ: ᐱᓕᑉ ᑎᐋᔪ, ᒃᓂᑦ ᐊᑲᑦ

ᕿᑎᕐᒥᐅᓂ: ᑖᑦ ᕈᑦᔅ

ᐊᓪᓚᑕᐅᔪᓂᒃ ᑲᒪᔨᑦ:

ᑕᓂᐅᓪ ᑯᓪᓗᒍᖅᑐᖅ, ᓱᓯ ᒫᓕᔾ, ᓖᐊᓐ ᐱᐅ

ᓯᕗᓂᐊᒍᑦ ᖃᐅᔨᓴᕐᓂᕐᒥᒃ ᑐᑭᒧᐊᖅᑎᑦᓯᔨᒥᓂᑦ:
ᑭᐅᕈᑦ ᓲᕋᑦᓴᕗᐊᕋᑦ, ᓵᓂ ᒪᒃᕗᕐᓴᓐ, ᓯᐊᑕᓐ ᑎᒍᕈᑦ

ᐊᔭᐅᖅᑎᑦ ᑲᑎᒪᔨᕋᓛᖏᑦ ᖃᐅᔨᓴᕐᓂᕐᒧᑦ:
ᐆᕕᑎ ᐊᓚᒃᑲᓐᐊᖅ, ᐊᐃᑐᓇᓐ ᑎᐸᓐᑦ, ᔨᒻ ᐸᐊᐃᓐᑦ, ᒧᓯᓯ ᑯᓄᒃ, ᒍᐊᕐᑕᓐ ᑯᓯᓐᓯᑭ, ᕋᔪ ᐱᑦ, ᓯᒥᐅᓂ ᓴᒻᒧᒃᑑᖅ

ᖃᐅᔨᓴᕐᓂᕐᒧᑦ ᑲᑎᒪᔨᕋᓛᖑᔪᑦ:
ᑏᕕᑦ ᐊᓚᕋᓚᒃ, ᓂᒃ ᐊᒪᐅᑎᓐᓄᐊᖅ, ᐸᐊᓇ ᕿᓚᐅᕋᑎ, ᐸᐅᓗᓯ ᕿᔪᑦᑖᖅ, ᒧᓯᓯ ᑯᓄᒃ, ᒐᐊᕐᑕᓐ ᑯᓯᓐᓯᑭ, ᑭᐊᕿᓐ ᒪᒃᑯᐊᒥᒃ, ᕚᑦᐳᑦ ᒧᓯᓐᑯ, ᒫᑲᐱ ᓈᖅᑐᖅ, ᑕᐃᕕᑦ ᑕᒍᓈᖅ

ᓄᓇᕗᑦ ᐆᒪᔪᓕᓇᔨᕐᔪᐊᒃᑯᑦ ᐃᖅᑲᓇᐃᔭᖅᑎᖏᑦ:
ᑖᓐ ᐸᐃᒃ, ᐆᒪᔪᓕᓇᓂᕐᒧᑦ ᐊᐅᓚᑦᓯᔨ

ᒥᓯᐅᑦ ᕐᐃᑦᓕ, ᐆᒪᔪᓕᓇᓂᕐᒧᑦ ᐊᐅᓚᑦᓯᔨ

ᐱᓕ ᓴ, ᖃᐅᔨᓴᕐᓂᕐᒧᑦ ᐃᑲᔪᖅᑎ

ᑐᑭᓕᐅᓇᔨᑦ:
ᐃᕕ ᐊᒪᕈᐊᓕᒃ, ᐱᐊᑎ ᐳᔾᔨᑐᕐ, ᐃᑦᓇ ᐃᓚᐃᐊᔅ, ᐆᐃᓕᓐ ᑭᓕᖏᓐᐳᖅ, ᐋᓚᑦ ᒪᒃᓴᖅ, ᐅᓛᐱᑲ ᒪᐃᒃ, ᒥᐅᓇ ᓇᓱᒃ, ᔭᐃᑯᔨᓯ ᐆᑕ.

ᑲᓐᑐᕋᖅᑎᐅᔪᑦ:
ᕕᖕᑦ ᐳᖅᓴ, ᒪᐃᓇ ᐳᖅᓴ, ᐆᐃᓕᓐ ᕿᑦᓴ, ᐊᕿᒻᒥᐅᑕᓂᒃ ᐃᓕᓴᕕᔾᔪᐊᖅ, ᒪᓂᑑᐸ ᓯᓚᑦᑐᓴᕕᖓᓂᑦ (ᖃᐅᔨᓴᕐᓂᐅᑉ ᐃᓂᓚᖓᓂᑦᓴᖓᓂᒃ)

ᕿᐅᑲᓐ ᐱᔨᑦᓯᖅᑎᑦ (FoxPro ᖃᓇᑕᐅᔭᒃᑯᑦ ᐊᓚᖃᐅᑎᖃᕐᓂᕐᒧᑦ ᐊᖅᑭᑦᑐᐃᔨᑦ)

ᔨᐅᒪᑎᒃ Geomatics International Inc. (ᓄᓇᖕᒍᐊᓕᐅᕈᑎ ᖃᓇᑕᐅᔭᒃᑯᑦ)

ᐅᐃᓐ ᔮᖕᓴᓐ (MS Access ᐊᓚᖃᐅᑎᐅᑉ ᓴᓇᒪᓂᖓᓂᒃ)

ᔨᐅᐊᒃᑎᒃ GeoArctic International Ltd. (ᐊᓚᖃᐅᑎᓄᑦ ᓄᓇᖕᒍᐊᓕᓂᕐᒧᓪᓗ ᐱᓕᓇᔾᔪᑎᓄᑦ)

ᐆᑕ ᔪ. ᐊᓯᕐ, P.J. Usher Consulting Services (ᐊᓚᑦᑕᐅᓯᒪᔪᓂᒃ ᑐᑭᓯᒐᓯᓐᓂᖅ ᐊᒻᒪ ᐅᓂᒃᑲᓕᐊᖕᒍᓯᒪᔪᓂᒃ ᐊᖅᑭᒋᐊᓇᓂᖅ)

ᔭᒃ ᑯᑖᕐ, ᖃᐅᔨᒪᔪᒻᒪᓇᒃ ᑭᒃᑯᓕᒫᓄᑦ ᐊᑐᐊᒐᓕᓇᓂᕐᒧᑦ, ᐊᓛᕐᒃᒥ ᓯᓚᑦᑐᓴᕕᒃ, ᐊᓐᑯᓇᔾ (ᐊᓚᑦᑕᐅᓯᒪᔪᓂᒃ ᑐᑭᓯᒐᓂᕐᒥᒃ)

ᔭᐃᒥ ᑎᓛᖕ, ᐊᑦᑎᓚᑎᑦ ᑎᒻᓇᑎ, ᐆᐃᐅ ᒍ, ᓈᓴᐅᑎᓂᒃ ᖃᐅᔨᓇᓱᑦᑎᑦ, ᑲᓇᑕᒥ ᓈᓴᐅᓯᓇᔨᑦ (ᐊᓚᑦᑕᐅᓯᒪᔪᓂᒃ ᑐᑭᓯᒐᓂᕐᒥᒃ)

ᖁᔭᓐᓇᒦᕐᒥᔭᕗᑦ ᐃᖅᑲᓇᐃᔭᖅᑎᑦ ᑲᑎᒪᔨᓪᓗ ᐊᕕᒃᑐᖅᓯᒪᔪᑦ ᐆᒪᔪᓕᓇᔨᕐᔪᐊᖏᓐᓂ ᐊᒻᒪ ᐆᒪᔪᓕᓇᔨᐅᔪᓂ ᐃᓚᐅᕙᓚᐅᕐᓂᖏᓐᓄᑦ ᐅᓄᖅᑐᓂᒃ ᖃᐅᔨᓴᕐᓂᕐᒨᓕᖓᔪᓂᒃ, ᐊᓚᕙᕐᓇᓕᓂᕐᒧᓪᓗ ᐊᒻᒪ ᓄᓇᓕᓂ ᐅᖃᖃᑎᒋᓐᓂᖃᕐᖓᑦ. ᐃᖅᑲᓇᐃᔭᖅᑎᐅᔪᓪᓗ ᐃᑯᐱᕙᓇᔨᒃᑯᓐᓂ, ᐃᒪᕐᒥᐅᑕᓕᓇᔨᒃᑯᓐᓂ ᐊᒻᒪᓗ ᑲᓇᑕᒥ ᐆᒪᔪᓕᓇᓂᕐᒧᑦ ᐱᔨᑦᓯᖅᑎᓂ ᑐᓴᖅᓴᖅᑲᖅᓂᓚᐅᕐᖏᓐᓄᑦ ᐅᖃᐅᔾᔨᒋᐊᕈᓐᓇᖅᑐᑎᓪᓗ ᖃᐅᔨᓴᕐᓂᖅ ᐱᕙᓪᓕᐊᓂᖓᓂ.

ᕿᐃᑐ ᐳᓈᔾᑦ, ᑐᑭᒧᐊᖅᑎᑦᓯᔨᐅᓂᕐᒥᓂ ᖃᐅᔨᓴᕐᓂᕐᒥᒃ, ᐅᑯᓂᖓ ᐅᓂᒃᑲᓕᐊᓇᓯᒪᔪᓂᒃ ᐱᖃᑎᒋᓪᓗᒍ ᐆᑕ ᐊᓯᕐ. ᐆᑕ ᐊᓯ ᐊᑐᕐᓂᖃᒻᒪᓇᑦᑐᓂᒃ ᐃᑲᔪᕐᓂᖃᕈᓐᓇᓚᐅᖅᑐᖅ ᐊᓚᕙᕐᓂᕐᒥᓂᒃ ᕿᒥᕈᓂᕐᒥᓂᒃ, ᑎᑎᕋᖅᑐᓂᒋᓪᓗ ᓈᓴᐅᑎᓃᑦᑐᑦ 5ᒥ (ᓯᓕᔪᓐᓇᖅᑎᒋᓂᖏᑦ ᐆᒪᔪᖅᑕᐅᕙᑦᑐᓂᒃ ᒥᑦᓴᐅᓯᖅᑕᐅᓯᒪᔪᐃᑦ: ᓇᑭᓐᖑᕐᓂᖏᑦ ᒥᑦᓴᐅᓇᓱᑦᑐᓪᓗ ᑕᒻᒪᖅᓯᒪᐅᖅᑐᐃᑦ) ᐊᒻᒪᓗ ᐃᑲᔪᖃᑕᐅᓚᐅᓇᓪᓗᓂ ᑎᑎᕋᖅᑕᐅᑎᓪᓗᒋᑦ ᐊᖅᑭᒋᐊᖅᑕᐅᕙᑦᑎᓪᓗᒋᓪᓗ ᐊᓯᖏᓐᓃᑦᑐᑦ ᓈᓴᐅᑎᖏᓐᓂ ᑭᖑᓪᓕᖅᐸᖅᓯᐅᑎᑦ. ᒥᓯᐅ ᕐᐃᑦᓕ ᐋᕿᒃᓯᓇᐊᑲᓂᓚᐅᖅᑕᖏᑦ ᑎᑎᕋᖅᓯᒪᓂᖏᑦ ᑭᖑᓪᓕᖅᐹᖅᓯᐅᑎ ᐊᒻᒪᓗ ᐊᒃᓯᑲᓪᓕ ᐱᓕᓇᐊᖃᓂᓚᐅᖅᑕᖏᑦ ᓈᓴᐅᑎᒧᑦ 6 (ᓄᓇᓕᓂ ᓴᖅᑭᑕᐅᔪᓂᒃ ᐅᖃᖃᑎᖃᕐᓂᖅ).

ᐳᓚᐃᔭᓐ ᕐᐃᑦᓕ ᐊᒻᒪ ᒪᒍᓇᑦ ᕐᐃᑦᓕ ᕿᒥᕈᐊᓚᐅᖅᑕᖏᑦ ᐆᒃᑐᑕᐅᔪᑦ ᑕᒪᓐᓇ ᑭᖑᓪᓕᖅᐹᖅᓯᐅᑎ ᐅᓂᒃᑲᓕᐊᓇᓯᒪᔪᖅ. ᕿᒥᕈᐊᖅᑕᐅᓂᖓ ᑭᖑᓪᓕᖅᐹᖅᓯᐅᑎ ᐱᓕᓇᐊᓇᔭᐅᓚᐅᕐᒥᔪᖅ ᑕᔅᓯᒪᖓᑦ ᕕᒃᓇᑦ ᐳᒃ, ᐊᕿᒻᒥᐅᑕᓕᓇᔨᒃᑯᓐᓂᑦ, ᒫᓂᑑᐸᐅᑉ ᓯᓚᑦᑐᓴᕕᖓᓂ, ᓯᓐᑎᐊ ᐅᐃᓐᐅᐊᑦ ᐊᒻᒪ ᔨᒻ ᓴᐃᒪᓐ. ᖁᔭᒋᕿᕐᑦ ᑐᓂᓯᒍᓐᓇᒪᑕ ᐅᖃᐅᓯᒃᓴᓂᒃ ᑭᐅᒍᑎᒋᕿᑦᑕᖏᓪᓗ ᐱᒻᒪᓇᐊᓘᓚᐅᖅᑐᑦ ᑲᑎᓐᓇᓱᑦᑎᓪᓗᒋᑦ ᐅᑯᐊ ᑭᖑᓪᓕᖅᐹᖅᓯᐅᑎᑦ.

ᖁᔭᓕᓐᓂᑎᓐᓂᒃ ᐅᖃᐅᑎᖃᕈᒪᔪᒍᑦ ᐃᓚᐅᔪᓐᓇᖅᑐᐃᓐᓇᐅᓚᐅᖅᑐᓄᑦ ᖃᖓᓗᑦᑖᖅ ᐱᕙᓪᓕᐊᔭᐅᑎᓪᓗᒍ ᖃᐅᔨᓴᕐᓂᐅᔪᖅ. ᒪᒥᐊᑦᑐᒍᑦ ᑭᓇᒥᒃ ᐳᐃᒍᐃᔭᖃᕐᓂᕈᑦᑕ ᐃᑲᔪᓚᐅᖅᑐᒥᓂᕐᓂᒃ.

2. ᖃᐅᔨᓴᓐᓂᕐᒥ ᐱᐅᓯᐅᖃᑦᑕᖅᓯᒪᔪᑦ

2.1 ᓄᓇᕗᒻᒥ ᐆᒪᔪᖅᑕᐅᕙᑦᑐᓂᒃ ᖃᐅᔨᓴᓐᓂᖃᕆᐊᖃᖅᓯᒪᓂᖓ ᑐᑭᒧᐊᕈᑎᒃᓴᖏᓪᓗ

ᓄᓇᕗᒻᒥ ᓄᓇᑖᕈᑎᒧᑦ ᐊᖏᕈᑎᐅᔪᖅ ᒪᓕᒃᑐᒍ ᐃᒪᐃᕈᐊᖃᖅᓯᒪᒻᒪᑦ:

"ᓄᓇᕗᒻᒥ ᓂᕐᔪᑎᑦ ᐆᒪᔪᖅᑕᐅᕙᑦᑐᓂᒃ ᖃᐅᔨᓴᓐᖃᕐᓂᐊᖅᐳᖅ ᐊᑐᓂ ᐊᕕᑦᑐᖅᓯᒪᔪᓂ ᓄᓇᕗᒻᒥ ᓄᓇᑖᕈᑎᐅᓯᒪᔪᒥ" (ᓄᓇᑖᕈᑎᓂ, 1993, ᐃᓚᒃᑰᖅᑐᓂ 5.4.1); ᐊᒻᒪᓗ

"ᐱᕈᐊᓐᓂᐊᖅᐳᖅ ᐊᑐᓂ ᐱᖓᓱᔪᓂᒃ ᐊᕕᑦᑐᖅᓯᒪᔪᓂ ᐅᓪᓗᖓᓂ ᓯᕗᓂᐊᒍᓪᓗᓐᓂᑦ ᓇᓪᓕᐅᓂᖅᓯᐅᕈᐊᓐᖓᐅᑎᐅᑉ ᐊᖏᕈᑎᐅᔪᑉ ᐊᑎᓕᐅᖅᑕᐅᓂᖓᑕ" (ᓄᓇᑖᕈᑎᓂ, 1993, ᐃᓚᒃᑰᖅᑐᓂ 5.4.2); ᐊᒻᒪᓗ

"ᐱᓕᕆᐊᖑᓐᓂᐊᖅᐳᖅ ᐅᑭᐅᓄᑦ ᑕᓪᓕᒪᓄᑦ" (ᓄᓇᑖᕈᑎᓂ, 1993, ᐃᓚᒃᑰᖅᑐᓂ 5.4.4).

ᖃᐅᔨᓴᓐᓂᕐᒧᑦ ᖃᓄᐃᒍᑕᐅᓇᓱᑦᑐᖅ ᐅᖃᖅᑕᐅᓯᒪᔪᖅ ᐃᒫᒃ:

"ᐋᖅᑭᕈᐊᖅᓯᒪᑦᑎᐊᖑᓪᓗᒋᑦ ᐊᓪᓚᑕᐅᔪᑦ ᓴᖅᑭᖅᑐᖅᖑᓪᓗᒍᓗ ᐆᒪᔪᖅᑕᐅᕙᑦᑐᑦ ᑭᓪᓕᒋᐊᓕᖕᒋᓐᓄᑦ, ᐃᑲᔪᖅᑕᐅᖑᓪᓗᒋᑦ ᐆᒪᔪᓕᓇᔾᔪᐊᒃᑯᑦ ᑭᓪᓕᓕᐊᖑᔪᒃᓴᓂᒃ ᐆᒪᔪᖅᑕᐅᕙᑦᑐᓂᒃ ᐊᒻᒪᓗ, ᑕᒪᐃᒍᔪᓪᓗᒃ, ᐊᑐᖅᓂᖅᖑᓪᓗᒋᑦ ᐊᐅᓚᑦᓯᑦᑎᐊᓂᕐᒧᑦ ᐃᓱᒪᓕᐅᓇᑦᑎᐊᖅᓂᒧᓪᓗ ᐊᓐᓇᑦᑑᒪᓐᓂᐊᖅᓗᓐᓂ ᓂᕐᔪᑎᓂᒃ ᓄᓇᕗᒻᒥ ᓄᓇᑖᕈᑎᐅᑉ ᐃᓗᐊᓂ. ᑕᒪᑐᒧᖓ, ᖃᐅᔨᓴᓐᓂᖅ ᐃᒪᐃᓐᓂᐊᖅᐳᖅ:

(ᐃ) ᑎᑎᕋᐅᑎᒋᕙᓪᓕᐊᓗᒋᑦ ᑭᓪᓕᐅᒐᔪᑦᑐᑦ ᖃᓄᐃᒐᔪᓐᓂᖏᓪᓗ ᐃᓄᐃᑦ ᐊᓐᓇᑦᑑᒪᕈᑎᖃᖅᑎᓪᓗᒋᑦ ᓂᕐᔪᑎᓂᒃ ᓱᖅᑯᐃᖅᑕᐅᔪᓐᓇᖅᓯᕐᓗᒋᑦ ᐱᔭᐅᓪᓗᐊᕕᒍᓇᖅᑐᑦ; ᐊᒻᒪᓗ

(ᐱ) ᓄᐊᓪᓗᒋᑦ, ᕿᒥᕐᕈᓗᒋᓪᓗ ᐊᒻᒪ ᓱᖅᑯᐃᕋᓱᓪᓗᒋᑦ ᐆᒪᔪᐃᑦ, ᐊᕙᒻᒥᐅᓪᓗ ᐊᒻᒪ ᐆᒪᔪᖅᑕᐅᕙᑦᑐᑦ ᐊᓪᓚᑕᐅᓯᒪᔪᐃᑦ ᓄᓇᕗᒻᒥ ᓄᓇᑖᕈᑎᐅᑉ ᐃᓗᐊᓂ." (ᓄᓇᑖᕈᑎᓂ, 1993, ᐃᓚᒃᑰᖅᑐᓂ5.4.5).

ᐱᔭᐅᓪᓗᐊᕕᒍᓇᖅᑐᑦ ᐊᖅᑭᑦᑕᐅᕙᓂᐊᖅᐳᑦ "ᐊᑐᓂᑦ ᓂᕐᔪᑎᓄᑦ ᐊᑕᐅᑦᓯᒦᑦᑐᓄᑦ, ᐅᓯᐊ ᓇᓪᓕᐊᑎᒍᑦ:

(ᐃ) ᑲᑎᑦᑐᒋᑦ ᐅᓄᓛᖕᒋᑦ ᐆᒪᔪᖅᑕᐅᔪᒥᓃᑦ ᓇᓕᐊᕙᓐᑐᐃᓐᓇᖅ ᐅᑭᐅᒥ ᖃᐅᔨᓴᓐᖃᕐᖃᖅᑎᓪᓗᒍ, ᐊᒻᒪᓗ ᐊᖑᒍᑕᒦᑦ ᖃᑦᑎᐅᒐᔪᑉᐸᓚᐅᕐᓂᖏᑦ ᐅᑭᐅᓂ ᑕᓪᓕᒪᓂᒃ ᖃᐅᔨᓴᓐᖃᕐᖃᖅᑎᓪᓗᒍ, ᑲᑎᑦᑐᑦ ᐊᒍᖅᑕᐅᓕᕐᒥᓗᑎᒃ ᒪᕈᐃᕐᓗᒋᑦ; ᐅᕙᓐ

(ᐱ) ᖃᑦᓯᑦ ᐆᒪᔪᖅᑕᐅᔪᒥᓃᑦ ᓇᓕᐊᕙᓐᑐᐃᓐᓇᖅ ᐅᑭᐅᒥ ᖃᐅᔨᓴᓐᖃᕐᖃᖅᑎᓪᓗᒍ ᓂᕈᐊᖅᑕᐅᓂᖓ ᒪᓕᓪᓗᒍ ᐆᒪᔪᓐᓂᐊᖅᑎᓄᑦ ᖃᐅᔨᓴᓐᖃᖅ ᐃᓱᓕᑐᐊᖅᑦᑦ, ᐊᒻᒪᓗ ᐅᑭᐅᖅ ᓇᓪᓕᐊ ᑎᒃᓯᐊᖅᑕᐅᔪᖅ ᐊᑑᑎᖃᓐᓂᐊᖅᐳᖅ ᓂᕐᔪᑎᓗᑦᑖᓄᑦ ᑭᓪᓕᐅᖅᑕᐅᕙᑦᑐᓂᑦ ᖃᐅᔨᓴᓐᖃᖅ ᐱᕈᐊᓕᖅᑎᓪᓗᒍ." (ᓄᓇᑖᕈᑎᓂ, 1993, ᐃᓚᒃᑰᖅᑐᓂ 5.6.21).

(ᓈᓴᐃᒍᓯᐅᔪᐃᑦ ᐊᔾᔨᒋᐊᖏᐊᕐᔪᒃᑕᖏᑦ ᑭᓪᓕᐅᖅᑕᐅᕙᑦᑐᖅᓂᑦ ᖃᐅᔨᓴᓐᖃᑉ ᐱᕈᐊᕐᓂᖓᓂᑦ ᐊᒻᒪᓗ ᑭᓪᓕᐅᖅᑕᐅᑐᐃᓐᓇᕙᑦᑐᖅᑐᓄᑦ ᖃᐅᔨᓴᓐᖃᑉ ᐱᕈᐊᕐᓂᖓᓂᑦ ᐊᒻᒪᓗ ᑭᓪᓕᐅᖅᑕᐅᑐᐃᓐᓇᕙᑦᑐᖅᑐᓄᑦ ᑭᖑᓂᐊᒍᑦ)[1].

ᓇᓗᓇᐃᕈᐊᕈᑎᑦ ᒪᓕᕈᐊᓐᓂᑦ ᖃᐅᔨᓴᓐᓂᕐᒧᑦ (ᐊᓯᖏᑦ ᐱᒐᓗᐊᕐᒥᑎᓪᓗᕈᑦ) ᐅᖃᖅᓯᒪᔪᑦ "ᓄᐊᑦᓯᓯᕐᓗᕈᑦ ᑐᓴᕋᖅᓂᒃ ᓇᓗᓇᐃᖅᑕᐅᓯᒪᔪᓂᒃ ᓄᓇᓕᓐᓂᑦ ᐊᕕᒃᑐᖅᓯᒪᔪᓄᑦ ᓇᓗᓇᐃᖅᑕᐅᔪᓄᑦ ᖃᓄᑎᖕᓐᓂᐊᕐᓂᖏᑦ ᐊᖅᑭᒃᓯᒪᓗᑎᒃ" (ᓄᓇᑖᕈᑎᓂ, 1993, ᓈᓴᐅᑎᖏᓐᓂ 5-5). ᒪᓕᕈᐊᖃᖅᓯᒪᒻᒪᕆᔪᑦ ᖃᐅᔨᓴᓐᓂᕐᒥ ᑕᒪᓐᓇ "ᖃᐅᔨᓴᓐᖃᐅᔪᖅ, ᑐᓴᕋᖅᓂᑦᑐ ᓄᐊᑦᑎᓇᓂᖅ, ᐊᒻᒪ ᐳᓚᕋᓐᓂᖅ..... ᐋᕿᑦᓯᒪᓂᐊᕐᐳᖅ ᐊᓚᒃᑲᐅᒪᓗᒍ ᐊᖏᓛᒥᒃ ᐆᒪᔪᖅᑕᐅᑦᑐᓄᑦ ᐃᓚᐅᑎᑦᓯᒍᑕᐅᔪᓐᓇᖅᑐᒥᒃ" (ᓄᓇᑖᕈᑎᓂ, 1993, ᐃᓚᒃᑰᖅᑐᓂ 5.4.3).

ᐱᓕᕆᐊᒃᓴᖏᑦ ᐊᒻᒪ ᒪᓕᕈᐊᓕᖏᑦ ᑐᓐᖓᕕᒋᓪᓗᒋᑦ, ᑐᑭᒧᐊᕈᑎᒃᓴᓇᔭᐅᓚᐅᖅᑐᖅ ᖃᐅᔨᓴᓐᓂᕐᒥ ᓴᖅᑭᔪᖅᖑᓪᓗᒍ ᐊᕐᕋᒍᑕᒦᑦ ᒥᑦᓴᐅᑦᑐᓂᒃ ᐆᒪᔪᖅᑕᐅᕙᑦᑐᓂᒃ ᐃᓐᓄᑦ, ᓂᕐᔪᑎᑦ ᐊᔾᔨᒋᓐᓂᖏᓐᓂᖏᑎᒍᓪᓗ ᐊᒻᒪ ᓄᓇᓕᑎᒍᑦ, ᐊᒻᒪᓗ ᑐᓴᕋᖅᓴᖅᖑᓪᓗᒍ ᓇᒥ ᐆᒪᔪᖅᑕᐅᕙᓐᓂᖏᓐᓂᒃ.

2.2 ᐊᓪᕙᕕᓕᓇᔾᑦ ᑎᒥᖑᑕᐅᔪᓪᓗ

ᓄᓇᑖᕈᑎᓂ ᐅᖃᖅᑕᐅᓯᒪᔪᖅ:

"ᖃᐅᔨᓴᓐᖅ ᑲᔪᓯᑎᑕᐅᓂᐊᖅᑐᖅ ᑎᓕᔭᐅᓯᒪᓗᑎᒃ ᓄᓇᕗᒻᒥ ᐆᒪᔪᓕᓇᔾᔪᐊᕐᑯᓐᓄᑦ" (ᓄᓇᑖᕈᑎᓂ, 1993, ᐃᓚᒃᑰᖅᑐᓂ 5.4.2).

"ᖃᐅᔨᓴᓐᖅ, ᑐᓴᕋᖅᓂᒃ ᓄᐊᑦᑎᓂᕐᓗ ᐊᒻᒪ ᐳᓚᕋᓐᓂᑦ ᐊᑦᑐᐊᓂᖃᖅᑐᑦ ᖃᐅᔨᓴᓐᓂᕐᒧᑦ... ᑰᖕᑐᕐᖃᕈᑕᐅᓂᐊᕐᐳᑦ ᑎᒃᑯᐊᖅᑕᐅᓯᒪᔪᒧᑦ ᐃᓄᓐᓄᑦ ᑎᒥᕐᑯᑕᐅᓂᕐᖅᑕᐅᔪᒧᑦ" (ᓄᓇᑖᕈᑎᓂ, 1993, ᐃᓚᒃᑰᖅᑐᓂ 5.4.3); ᐊᒻᒪᓗ

"ᑮᓇᐅᔭᖃᖅᑎᑕᐅᓯᐊᕐᓗᑎᒃ ᒐᕙᒪᒃᑯᓐᓄᑦ" (ᓄᓇᑖᕈᑎᓂ, 1993, ᐃᓚᒃᑰᖅᑐᓂ 5.4.4).

ᖃᐅᔨᓴᓐᖅ ᑕᕝᕙ ᐋᖅᑭᒃᓯᒪᓂᖃᓚᐅᖅᑐᖅ ᐊᖏᔪᖅᑳᖃᕐᕕᖓ ᐊᑦᑐᐊᖃᓯᐅᑦᑐᓂ ᓄᓇᕗᑦ ᐆᒪᔪᓕᓇᔾᔪᐊᕐᑯᑦ ᐊᓪᕙᕕᖓᓐ ᐃᖃᓗᖕᓂ, ᐱᖓᓱᑦ ᐊᕕᑦᑐᖅᓯᒪᔪᓂ ᐊᐅᓚᑕᐅᓪᓗᑎᒃ ᐃᓄᓐᓄᑦ ᑎᒥᐅᓂᕐᖅᑕᓄᑦ, ᐊᕕᒃᑐᖅᓯᒪᔪᓂ ᐆᒪᔪᓕᓇᔾᔪᐊᕐᑯᓐᓄᑦ ᐱᒋᐊᕐᓂᖓᓂᑦ ᖃᐅᔨᓴᓐᓂᐅᑉ. ᑐᑭᒧᐊᕈᑎᒋᔭᐅᔪᖅ ᐊᑑᑎᖃᑦᑎᐊᓚᐅᖅᑐᖅ ᐱᒋᐊᖅᑕᐅᓯᒋᐊᕐᓂᖓᓂᑦ ᖃᐅᔨᓴᓐᖅ ᐅᖃᖅᑎᒋᕙᑦᑐᓂᒋᑦ ᑲᑦᑐᕐᖃᐅᖅᑐᑦ ᐃᓂᓪᓚᖓᓂᑦᓴᖓ ᖃᐅᔨᓴᓐᖅ ᐱᓪᓗᒍ ᐊᒻᒪᓗ ᐊᔭᐅᖅᑐᐃᔭᑦ ᑲᑎᒪᔨᖃᓚᐅᖅᑐᓂᒃ. ᐱᕙᓪᓕᐊᓕᖅᑎᓪᓗᒍ ᓄᐊᑦᑎᕙᓪᓕᐊᔪᓇᖅᓯᓪᓗᑎᒃ, ᑐᑭᒧᐊᕈᑎᒋᔭᐅᔪᖅ ᑲᒪᒋᔭᒃᓴᖃᓚᐅᓇᓪᓗᓂ ᑎᓕᓯᕙᑦᑐᓂ ᐱᔭᕆᑐᔪᓐᓂᑦ ᐊᓪᕙᕕᓕᓇᔾᔪᐊᕐᑯᓐᓄᑦᓴᖓᔪᓂᓪᓗ ᖃᐅᔨᓴᓐᓂᕐᒥ, ᐊᒻᒪᓗ ᓇᓗᓇᖏᑦᑎᐊᖑᓪᓗᒍ ᖃᐅᔨᓴᓐᓂᐅᔪᖅ ᐊᖑᒍᑦᑎᐊᖑᓐᓂᖓᓂᒃ ᖃᓄᐃᓕᐅᓇᕙᖃᖅᑕᖏᓐᓂᒃ ᐅᖃᖅᓯᒪᓂᖏᑦ ᒪᓕᑦᑐᑦ ᓄᓇᑖᕈᑎᓂᑦᑐᑦ. ᑐᑭᒧᐊᕈᑎᑦᑎᔭ

[1] ᑲᑎᑦᑐᑦ ᐆᒪᔪᖅᑕᐅᔪᓐᓂᑦᑐᖅ" ᐊᑕᐅᓯᒥ ᓂᕐᔪᑎᐅᔪᓄᑦ ᑐᑭᖅᑐᖅ ᖃᑦᓯᑦ ᓂᕐᔪᑎᑦ ᐆᒪᔪᖅᑕᐅᔪᓐᓇᕙᑦᑐᖅᓂᒃ ᒪᓕᑦᑎᒍᑦ ᓴᖅᑭᑕᐅᓂᖓ ᒪᓕᓪᓗᒍ ᓄᓇᕗᒻᒥ ᐆᒪᔪᓕᓇᔾᔪᐊᕐᑯᓐᓄᑦ (ᓄᓇᑖᕈᑎᓂ, 1993, ᐃᓚᒃᑰᖅᑐᓂ 5.1.1)

ᐊᐅᓚᑎᓚᐅᕐᒥᔪᖅ ᑭᓇᐅᔭᖅᑑᑎᑦᓴᐅᔪᓂᒃ ᖃᐅᔨᓴᕐᓂᕐᒧᑦ, ᖃᐃᑦᑎᔭᐅᑭᑦᑐᓂᓗ ᑲᑎᖅᓱᐸᑦᑐᒋᑦ ᐊᓪᓚᑕᐅᓯᒪᔪᐃᑦ ᐊᑐᓂᑦ ᐊᕕᑦᑐᖅᓯᒪᔪᐃᑦ ᐊᓪᓚᕝᕕᖏᓐᓂᑦ, ᐊᒻᒪᓗ ᕿᒥᕐᕈᑭᑦᑐᒋᑦ ᐅᓂᒃᑳᓚᓇᕝᑭᑦᑐᒋᓪᓗ ᖃᐅᔨᓴᕐᓂᕐᒥᑦ ᓴᖅᑭᑕᐅᔪᑦ. ᐱᓕᕆᖃᑎᖃᒻᒪᕆᑦᓚᐅᕐᒥᔪᖅ ᐊᕕᑦᑐᖅᓯᒪᔪᐃᑦ ᐆᒪᔪᓕᕆᔨᕐᔪᐊᒃᑯᖏᓐᓂᒃ ᖃᐅᔨᓴᕐᓂᒧᑦᓗ ᑲᑎᒪᔨᕐᓗᖏᓐᓂᒃ ᑕᒪᒃᑯᐊ ᐱᐊᓂᒐᓱᑦᑐᓂᔾᔪᒃ. ᓄᑖᑦ ᑐᓴᕐᓴᐃᑦ ᐱᕙᓪᓕᐊᓂᖓᑕ ᖃᐅᔨᓴᕐᓂᐅᑉ ᑐᓂᔭᐅᑦᓴᐃᖕᓇᖅᑐᓚᐅᕆᓪᓗᑎᒃ ᑲᑎᒪᓂᑕᒻᒪᑦ ᐆᒪᔪᓕᕆᔨᕐᔪᐊᒃᑯᑦ ᑲᑎᒪᔨᖏᑦ ᐊᒻᒪᓗ ᐱᔭᕇᑎᖃᑐᐊᕐᓴᐃᒻᒪᑦ ᐊᓯᖏᓐᓂ. ᐊᓪᓚᑕᐅᔪᑦᓴᓂᒃ ᓄᐊᑦᑎᕙᖅᓯᒪᓕᕐᒥᒃ ᑖᓐᓇ ᑐᒥᒍᐊᑦᑎᑎᔨ ᓯᕗᓕᕆᓪᓗᐊᓚᐅᕐᒥᔪᖅ ᕿᒥᕐᕈᔭᐅᓂᖏᓐᓂᒃ ᐅᓂᒃᑳᓚᐅᖅᑕᐅᓂᖏᑕᓗ ᓴᖅᑭᑕᐅᓯᒪᔪᐃᑦ ᖃᐅᔨᓴᕐᓂᕐᒥᑦ. ᐱᓕᕆᖃᓯᐅᑎᓚᐅᕐᒥᔪᑦ ᑕᒪᑐᒪᓂ ᓄᓇᓖᑦ ᐳᓚᕐᖅᐸᑦᑐᓂᑦ ᓴᖅᑭᔭᖅᑐᖅᑐᑦ ᑕᑯᑦᑭᓯᒍᑕᐅᕆᐊᓐᓂᖅᑎᐅᔪᐃᑦ ᐊᓪᓚᑕᐅᓯᒪᔪᓂ ᓄᓇᓐᓂ ᐃᓚᐅᓚᐅᖅᑐᓄᑦ, ᐊᒻᒪᓗ ᐱᓕᕆᖃᑎᓚᑦᑐᓂᑦ ᐅᖃᐅᔾᔨᕐᐊᖅᑎᐅᔪᑦ ᐊᓪᓚᑕᐅᓯᒪᔪᐃᑦ ᕿᒥᕐᕈᔭᐅᓂᖏᓐᓂᒃ ᐅᓂᒃᑳᓚᐅᖅᑕᐅᓂᖏᑕᓗ ᓴᖅᑭᑕᐅᓯᒪᔪᐃᑦ ᖃᐅᔨᓴᕐᓂᕐᒥᑦ. ᐱᓕᕆᖃᓯᐅᑎᓚᐅᕐᒥᔪᑦ ᑕᒪᑐᒪᓂ ᓄᓇᓖᑦ ᐅᓚᐅᓚᐅᖅᑐᓄᑦ, ᐊᒻᒪᓗ ᐱᓕᕆᖃᑎᓚᑦᑐᓂᑦ ᐅᖃᐅᔾᔨᕐᐊᖅᑎᐅᔪᑦ ᐊᓪᓚᑕᐅᓯᒪᔪᐃᑦ ᕿᒥᕐᕈᔭᐅᓂᖏᓐᓂᒃ ᐅᓂᒃᑳᓚᐅᖅᑕᐅᓂᖏᑕᓗ ᓴᖅᑭᑕᐅᓯᒪᔪᐃᑦ ᖃᐅᔨᓴᕐᓂᕐᒥᑦ. ᐱᓕᕆᖃᓯᐅᑎᓚᐅᕐᒥᔪᑦ ᑕᒪᑐᒪᓂ ᓄᓇᓖᑦ ᐅᓚᐅᓚᐅᖅᑐᓄᑦ ᐊᓪᓚᑕᐅᓯᒪᔪᓂ ᓄᓇᓐᓂ ᐃᓚᐅᓚᐅᖅᑐᓄᑦ ᐊᓪᓚᑕᐅᓯᒪᔪᐃᑦ. ᑖᓐᓇ ᐃᖅᑲᓇᐃᔭᖅᑐᓇᖅ ᐃᓱᓚᑦᑎᑕᐅᓚᐅᖅᑐᓄᑦ ᓴᓄᕐᓇ 2002ᖓᑎᓪᓗᒍ ᐊᓪᓚᑕᐅᔪᑦᓴᓕᒫᑦ ᖃᐃᑕᐅᓯᒪᔪᐃᓐᓇᐅᓕᕐᒪᑕ ᑲᒪᒋᔭᐅᓯᒪᓕᕐᒪᑕᓗ.

ᐊᑕᐅᓯᐅᖏᑦᑐᑦ ᑲᑎᒪᔨᕐᓖᑦ ᓴᖅᑭᑕᐅᓚᐅᕐᓂᑰᓯᒪᔪᑦ ᐆᒪᔪᓕᕆᔨᕐᔪᐊᒃᑯᓐᓂᑦ ᒥᐊᓂᓇᐅᔭᕐᑯᓪᓗᒋᑦ ᐊᒻᒪ ᐃᓱᒪᓕᐅᕈᑎᒃᓴᓂᒃ ᐅᖃᐅᔾᔪᐃᔪᓐᓇᖃᑦᑕᕐᑯᓪᓗᒋᑦ ᖃᐅᔨᓴᕐᓂᖅ ᐱᓕᕆᖅᓱᓂᖓᓂ. ᓯᕗᓕᐅᓚᐅᕐᑯᖅᓯᒪᓪᓗᑎᒃ ᐊᔭᐅᖅᑐᐃᔭᐅᓚᐅᖅᑐᑦ ᑲᑎᒪᔨᖏᑦ, ᓴᖅᑭᑕᐅᓚᐅᖅᓯᒪᔪᑦ ᐃᑲᔪᖅᑕᐅᕐᑯᓪᓗᒍ ᐃᓱᒪᓕᐅᕈᔾᔭᐅᕐᑯᓪᓗᒍᓪᓗ ᑐᒥᒍᐊᑦᑎᑦᑎᔨᐅᔪᖅ ᐃᓂᓪᓕᒋᐊᓐᓂᖅᑐᓂᒃ ᖃᐅᔨᓴᕐᓂᐅᔪᖅ (ᓄᓇᕗᑦ ᐆᒪᔪᓕᕆᔨᕐᔪᐊᒃᑯᑦ, 1995ᐃ). ᑖᒃᑯᐊ ᑲᑎᒪᔨᖏᓐᓂᖅᓱᒪᔪᑦ ᐃᓚᖃᓚᐅᖅᑐᑦ ᑎᓕᔭᐅᓯᒪᔪᓂᒃ ᐱᖓᓱᓐᓂᑦ ᐊᕕᑦᑐᖅᓯᒪᔪᑦ ᐆᒪᔪᓕᕆᔨᕐᔪᐊᒃᑯᖏᓐᓂᑦ, ᐃᒪᕐᒥᐅᑕᓕᕆᔨᒃᑯᓐᓂᓪᓗ, ᑲᓇᑕᒥᓗ ᐊᕙᑎᓕᕆᔨᒃᑯᓐᓂᑦ ᐊᒻᒪᓗ ᓄᓇᑎᐊᑦ ᓴᕙᒻᒪᒃᑯᑦ ᐆᒪᔪᓕᕆᔨᒃᑯᖏᓐᓂᑦ. ᐃᒃᓯᕙᐅᑕᖃᓚᐅᖅᑐᑦ ᓄᓇᕗᑦ ᐆᒪᔪᓕᕆᔨᕐᔪᐊᒃᑯᑦ ᑲᑎᒪᔨᖏᓐᓂᓐᓂᕝᕕᖅᑐᒥᑦ. ᑖᒃᑯᐊ ᑲᑎᒪᔨᕐᓖᑦ ᓄᖅᑲᖅᑎᑕᐅᓚᐅᖅᑐᑦ ᐆᒪᔪᓕᕆᔨᕐᔪᐊᒃᑯᓐᓄᑦ ᓄᓇᓕᒋᐊᓐᓂᖅᑐᖅᑐᓂᒃ ᖃᐅᔨᓴᕐᓂᐅᔪᖅ (ᓄᓇᕗᑦ ᐆᒪᔪᓕᕆᔨᕐᔪᐊᒃᑯᑦ, 1997).

ᐊᕕᒃᑐᖅᓯᒪᔪᓂ ᐆᒪᔪᓕᕆᔨᕐᔪᐊᖑᔪᐃᑦ ᐱᖓᓱᑦ ᐊᖏᖅᑕᐅᓂᖃᓚᐅᕐᒥᔪᑦ ᐃᓄᓐᑦ ᑎᒥᕐᑯᐅᓂᕐᖅᑕᐅᓪᓗᑎᒃ ᓄᓇᑖᕈᑎᓃᑦᑐᖅ ᐱᓪᓗᒍ ᐃᓚᒃᑰᖓᔪᒥ 5.4.3, ᓯᑎᐱᓇᐅᑎᓪᓗᒍ 1995ᒥ (ᓄᓇᕗᑦ ᐆᒪᔪᓕᕆᔨᕐᔪᐊᒃᑯᑦ, 1995ᑎ), ᐊᒻᒪᓗ ᒃᑐᕐᕋᖅᖃᑎᑕᐅᓪᓗᑎᒃ ᑲᔪᓯᑎᑦᓯᓂᕐᒧᑦ ᖃᐅᔨᓴᕐᓂᐅᔪᒥᒃ ᓄᓇᕗᑦᑎᒥᓐᓂ ᓗᓄᐊᓇᐅᑎᓪᓗᒍ ᐊᒻᒪ ᐃᐳᐊᓇᒥ 1996ᒥ (ᓄᓇᕗᑦ ᐆᒪᔪᓕᕆᔨᕐᔪᐊᒃᑯᑦ, 1996). ᐅᑯᐊᖓᔪᑦ:

- ᕿᑭᖅᑖᓗᖕᒥ ᐆᒪᔪᓕᕆᔨᕐᔪᐊᒃᑯᑦ, ᐃᖃᓗᖕᓂ (ᕿᑭᖅᑖᓗᒃ);
- ᑭᕙᓪᓕᕐᒥ ᐆᒪᔪᓕᕆᔨᕐᔪᐊᒃᑯᑦ (ᑭᕙᓪᓕᕐᒥ ᐆᒪᔪᓕᕆᓂᕐᒧᑦ ᑲᑐᔾᔨᖃᑎᒌᖑᓚᐅᖅᓯᒪᔪᑦ), ᐊᕐᕕᐊᓂ (ᑭᕙᓪᓕᖅ);
- ᕿᑎᕐᒥᐅᑦ ᐊᖑᓇᓱᑦᑐᓕᕆᔨᑦ ᑲᑐᔾᔨᖃᑎᒌᒃᑯᑦ, ᖁᔭᒃᑑᒥ (ᕿᑎᕐᒥᐅᑦ)

ᓄᓇᕗᒻᒥ ᐆᒪᔪᖅᑕᐅᕙᓂᒃ ᖃᐅᔨᓴᕐᓂᖅ ᐊᔾᔨᒌᒍᓗᒻᒥᒃ ᐃᓂᓪᓖᖓᓂᖃᓚᐅᖅᑐᖅ ᐊᑐᓂᑦ ᐊᕕᑦᑐᖅᓯᒪᔪᓂ. ᐊᐅᓚᑕᐅᓂᓚᔭᖏᑦ ᑐᒥᒍᐊᒃᑕᐅᕙᓚᐅᖅᑐᑎᒃ ᐊᕕᑦᑐᖅᓯᒪᔪᓂ ᑐᓴᐅᑎᓕᕆᔨᐅᔪᓂ, ᐃᖅᑲᓇᐃᔭᖅᑎᒋᔭᐅᓪᓗᑎᒃ ᑲᑐᔾᔨᖅᓗᓪᓗᑎᒃ ᓄᓇᕗᑦ ᐆᒪᔪᓕᕆᔨᕐᔪᐊᒃᑯᑦ. ᐊᐅᓚᑕᐅᓂᓚᔭᖏᑦ ᑐᒥᒍᐊᖅᑕᐅᓂᖏᑕᓗ ᓴᖅᑭᑕᐅᓯᒪᔪᐃᑦ ᖃᐅᔨᓴᕐᓂᕐᒥᑦ. ᐱᓕᕆᖃᓯᐅᑎᓚᐅᕐᒥᔪᑦ ᑕᒪᑐᒪᓂ ᓄᓇᓖᑦ ᐅᓚᐅᓚᐅᖅᑐᓄᑦ ᐊᓪᓚᑕᐅᓯᒪᔪᓂ ᓄᓇᓐᓂ ᐃᓚᐅᓚᐅᖅᑐᓄᑦ ᐊᓪᓚᑕᐅᓯᒪᔪᐃᑦ. ᑖᓐᓇ ᐃᖅᑲᓇᐃᔭᖅᑐᓇᖅ ᐃᓱᓚᑦᑎᑕᐅᓚᐅᖅᑐᑦ ᔭᓄᐊᓇ 2002ᖓᑎᓪᓗᒍ ᐊᓪᓚᑕᐅᔪᑦᓴᓕᒫᑦ ᖃᐃᑕᐅᓯᒪᔪᐃᓐᓇᐅᓕᕐᒪᑕ ᑲᒪᒋᔭᐅᓯᒪᓕᕐᒪᑕᓗ.

ᐊᑕᐅᓯᐅᖏᑦᑐᑦ ᑲᑎᒪᔨᖏᑦ ᓴᖅᑭᑕᐅᓚᐅᕐᓂᑰᓯᒪᔪᑦ ᐆᒪᔪᓕᕆᔨᕐᔪᐊᒃᑯᓐᓄᑦ ᒥᐊᓂᓇᐅᔭᕐᑯᓪᓗᒋᑦ ᐊᒻᒪ ᐃᓱᒪᓕᐅᕈᑎᒃᓴᓂᒃ ᐅᖃᐅᔾᔪᐃᔪᓐᓇᖃᑦᑕᕐᑯᓪᓗᒋᑦ ᖃᐅᔨᓴᕐᓂᖅ ᐱᓕᕆᖅᓱᓂᖓᓂ. ᓯᕗᓕᐅᓚᐅᕐᑯᖅᓯᒪᓪᓗᑎᒃ ᐊᔭᐅᖅᑐᐃᔭᐅᓚᐅᖅᑐᑦ ᑲᑎᒪᔨᖏᑦ, ᓴᖅᑭᑕᐅᓚᐅᖅᓯᒪᔪᑦ ᐃᑲᔪᖅᑕᐅᕐᑯᓪᓗᒍ ᐃᓱᒪᓕᐅᕈᔾᔭᐅᕐᑯᓪᓗᒍᓪᓗ ᑐᒥᒍᐊᑦᑎᑦᑎᔨᐅᔪᖅ ᐃᓂᓪᓕᒋᐊᖅᑐᖅᑐᓂᒃ ᖃᐅᔨᓴᕐᓂᐅᔪᖅ (ᓄᓇᕗᑦ ᐆᒪᔪᓕᕆᔨᕐᔪᐊᒃᑯᑦ, 1995ᐃ). ᑖᒃᑯᐊ ᑲᑎᒪᔨᖏᓐᓂᖅᓱᒪᔪᑦ ᐃᓚᖃᓚᐅᖅᑐᑦ ᑎᓕᔭᐅᓯᒪᔪᓂᒃ ᐱᖓᓱᓐᓂᑦ ᐊᕕᑦᑐᖅᓯᒪᔪᑦ ᐆᒪᔪᓕᕆᔨᕐᔪᐊᒃᑯᖏᓐᓂᑦ, ᐃᒪᕐᒥᐅᑕᓕᕆᔨᒃᑯᓐᓂᓪᓗ, ᑲᓇᑕᒥᓗ ᐊᕙᑎᓕᕆᔨᒃᑯᓐᓂᑦ ᐊᒻᒪᓗ ᓄᓇᑎᐊᑦ ᓴᕙᒻᒪᒃᑯᑦ ᐆᒪᔪᓕᕆᔨᕐᔪᐊᒃᑯᖏᓐᓂᑦ. ᐃᒃᓯᕙᐅᑕᖃᓚᐅᖅᑐᑦ ᓄᓇᕗᑦ ᐆᒪᔪᓕᕆᔨᕐᔪᐊᒃᑯᑦ ᑲᑎᒪᔨᖏᓐᓂᓐᓂᕝᕕᖅᑐᒥᑦ. ᑖᒃᑯᐊ ᑲᑎᒪᔨᕐᓖᑦ ᓄᖅᑲᖅᑎᑕᐅᓚᐅᖅᑐᑦ ᐆᒪᔪᓕᕆᔨᕐᔪᐊᒃᑯᓐᓄᑦ ᐊᕕᑦᑐᖅᓯᒪᔪᑦ ᐆᒪᔪᓕᕆᔨᕐᔪᐊᒃᑯᖏᓐᓂᑦ. ᑕᐃᒪᐃᑦᑐᑎᒃ, ᐊᑯᓂᐅᑎᒋᓐᓂᖏᑦ ᐃᖅᑲᓇᐃᔭᒥ ᒪᕿᐃᓕᖓᓂᑦᑐᑎᒃ ᐱᓕᕆᖃᖅᑐᑎᒃ ᖃᐅᔨᓴᕐᓂᕐᒥᒃ ᐊᒻᒪᓗ ᐆᒪᔪᓕᕆᔨᕐᔪᐊᖑᑎᒥᑕ ᐱᓕᕆᖃᓴᖅᑭᕐᓂᒃ. ᐱᓕᕆᖃᓴᖅᑭᖅᑐᓕᐅᖅᑐᑦ ᖃᐅᔨᓴᕐᓂᖅᑎᓪᓗᒍ ᐊᐅᓚᑦᑎᔭᐅᑎᒃ ᑭᓇᐅᔭᖅᑑᑎᑦᓴᒥᓂᒃ ᐊᕕᑦᑐᖅᓯᒪᔪᖏᓐᓂ, ᐊᒻᒪᓗ ᐃᖅᑲᓇᐃᔭᖅᑎᑖᖅᐸᑦᑐᓂ, ᐃᓚᓴᐃᕙᑦᑐᓂᓪᓗ ᐊᒻᒪᓗ ᒥᐊᓂᕙᑦᑐᒋᑦ ᐊᕕᑦᑐᖅᓯᒪᔪᒥᑕ ᐊᓪᓚᑎᖏᓐᓂᒃ ᓄᓇᓐᓂᓪᓗ ᐳᓚᕐᖅᑎᖏᓐᓂᒃ. ᑐᓴᕐᓴᐃᑦ ᓄᑖᑦ ᐱᕙᓪᓕᐊᓂᖏᑕ ᓄᐊᑕᐅᕙᓪᓕᐊᔪᐃᑦ ᐊᓯᖏᓐᓂᓪᓗ ᖃᐃᑕᐅᓴᐃᓐᓇᖅᐸᓚᐅᕆᓪᓗᑎᒃ ᓇᓪᓕᐅᑦᑕᕐᖓᑕ ᖃᐅᔨᓴᕐᓂᐅᑉ ᑐᑭᒧᐊᑦᑎᑦᓯᔾᔨᖓᓄᑦ.

ᐊᓪᓚᕐᑎᑦ ᐃᖅᑲᓇᐃᔭᖅᑎᒋᔭᐅᓚᐅᖅᑐᑦ ᐊᕕᑦᑐᖅᓯᒪᔪᐃᑦ ᐆᒪᔪᓕᕆᔨᕐᔪᐊᖏᓐᓄᑦ ᐱᔾᔪᑎᑐᐊᖃᖅᑐᑎᒃ ᖃᐅᔨᓴᕐᓂᕐᒧᑦ ᐊᑐᓂᑦ ᑐᓴᐅᑎᓕᕆᔨᓪᓗ. ᐱᓕᕆᖅᒍᑭᖃᖅᐸᓚᐅᖅᑐᑦ ᑐᖅᑯᖅᑐᐸᑦᑐᓂᑦ ᐃᓱᖅᐸᓚᐅᔪᑦ ᐊᓪᓚᑕᐅᓯᒪᔪᐃᑦ, ᐆᒪᔪᖅᑕᐅᕙᓪᓕᕐᒧᓐᓂᑦ ᑎᑎᖅᑕᐅᕙᓪᓕᕐᒧᑦ ᐊᑐᖅᑐᑎᒃ ᓴᓇᐅᒐᕐᒥᒃ ᐊᓪᓚᑦᓯᔾᔪᓯᐅᔪᒥᒃ, ᓇᓗᓇᐃᕐᕕᒋᐊᖑᖅᐸᓚᐅᕐᑐᓪᓗ ᑎᑭᖅᑕᐅᕙᓪᓕᕐᒧᑦ ᑎᑎᖅᑕᐅᓯᒪᔪᐃᑦ, ᐊᒻᒪᓗ ᓇᐅᓯᖅᑐᐸᑦᑐᓂᑦ ᐊᓯᔾᔨᖅᑐᖅᑐᕐᖓᑦ ᐊᖑᓇᓱᒃᑎᓄᑦ ᐊᑎᖅᑕᐅᕙᓪᓕᕐᒧᓐᓂᒃ. ᑕᖅᑭᑖᒫᑦ ᐊᓪᓚᑦᑎ ᖃᓇᑕᐅᔭᒃᑯᑦ ᐊᐅᓪᓚᑦᑎᓯᕙᓪᓕᐅᖅᑐᖅ ᓄᓇᓐᓂᑦ ᐊᓪᓚᑕᐅᔪᒥᓂᕐᓂᒃ ᐆᒪᔪᓕᕆᔨᕐᔪᐊᒃᑯᑦ ᐊᖏᔪᖅᖃᐅᑎᖃᕐᖓᓄᑦ ᐊᒻᒪᓗ ᓯᒃᖃᔪᒃᑯᑦ ᐊᐅᓪᓚᖅᑎᓯᕙᓪᓕᐅᖅᑐᖅ ᐊᑐᓂᑦ ᐊᕕᑦᑐᖅᓯᒪᔪᓂ ᑐᓴᐅᑎᓕᕆᔨᐅᔪᓂ ᓄᓇᕗᑦ ᐆᒪᔪᓕᕆᔨᕐᔪᐊᖏᓐᓄᑦ (ᓄᓇᑖᕈᑎᓂ, 1993, ᐃᓚᒃᑰᖅᑐᓂ 5.4.4), ᐊᒻᒪᓗ ᑲᔪᓯᑎᑕᐅᓚᐅᖅᑐᓂ ᐱᓕᕆᖅᓱᐅᔭᐅᓪᓗᓂ ᓄᓇᕗᑦ ᐆᒪᔪᓕᕆᔨᕐᔪᐊᖏᓐᓄᑦ (ᓄᓇᑖᕈᑎᓂ, 1993, ᐃᓚᒃᑰᖅᑐᓂ 5.4.2).

2.3 ᖃᐅᔨᓴᕐᓂᕐᒥ ᐱᐅᓯᐅᖃᑦᑕᖅᓯᒪᔪᑦ

ᐅᑭᐅᑦ ᖁᓕᑦ ᐅᖓᑎᐊᕐᔪᐊᓄᑦ ᖃᐅᔨᓴᕐᓂᖃᓚᐅᖅᑐᖅ, ᐱᕙᓪᓕᐊᓂᖃᖅᑐᑎᒃ ᐃᒫᒃ:

1) ᐱᒋᐊᕐᓂᖓᓂ (ᐃᓂᓪᓚᖓᓂᖓ ᐸᕐᓇᑕᐅᓂᖓᓗ) – 1993-1996
2) ᑐᓴᕐᓴᑦ ᓄᐊᑕᐅᓂᖏᑦ – 1996-2001
3) ᑭᖑᓪᓕᕐᖓᓂ ᕿᒥᕐᕈᔭᐅᓂᖏᑦ ᐅᓂᒃᑳᖓᓂᖏᑦᓗ – 2001-2004

ᑮᓇᐅᔭᖅᑑᑕᐅᔪᑦ ᑲᑎᑦᑐᑦ ᖃᐅᔨᓴᕐᓂᕐᒥ $7.3 ᒥᓕᐊᓐ ᒥᑦᓴᓐᓂᓚᐅᖅᑐᑦ. ᐅᑭᐅᑕᒫᑦ ᑮᓇᐅᔭᖅᑑᑕᐅᔪᑦ ᐅᑭᐅᓂ ᑕᓪᓕᒪᓂ ᑕᒫᓂ $1.065 ᒥᓕᐊᓐ ᒥᑦᓴᓐᓂᓚᐅᖅᑐᑦ.

ᓇᓗᓇᐃᔭᕈᑎ 1: ᐊᕐᓚᕝᕕᓕᕆᔨᑦ ᐃᖅᑲᓇᐃᔭᖅᑎᓪᓗ ᓇᓗᓇᐃᔭᕈᑎ ᓄᓇᕗᒻᒥ ᐆᒪᔪᖅᑕᐅᕙᑦᑐᓂᒃ ᖃᐅᔨᓴᕐᓂᕐᒧᑦ

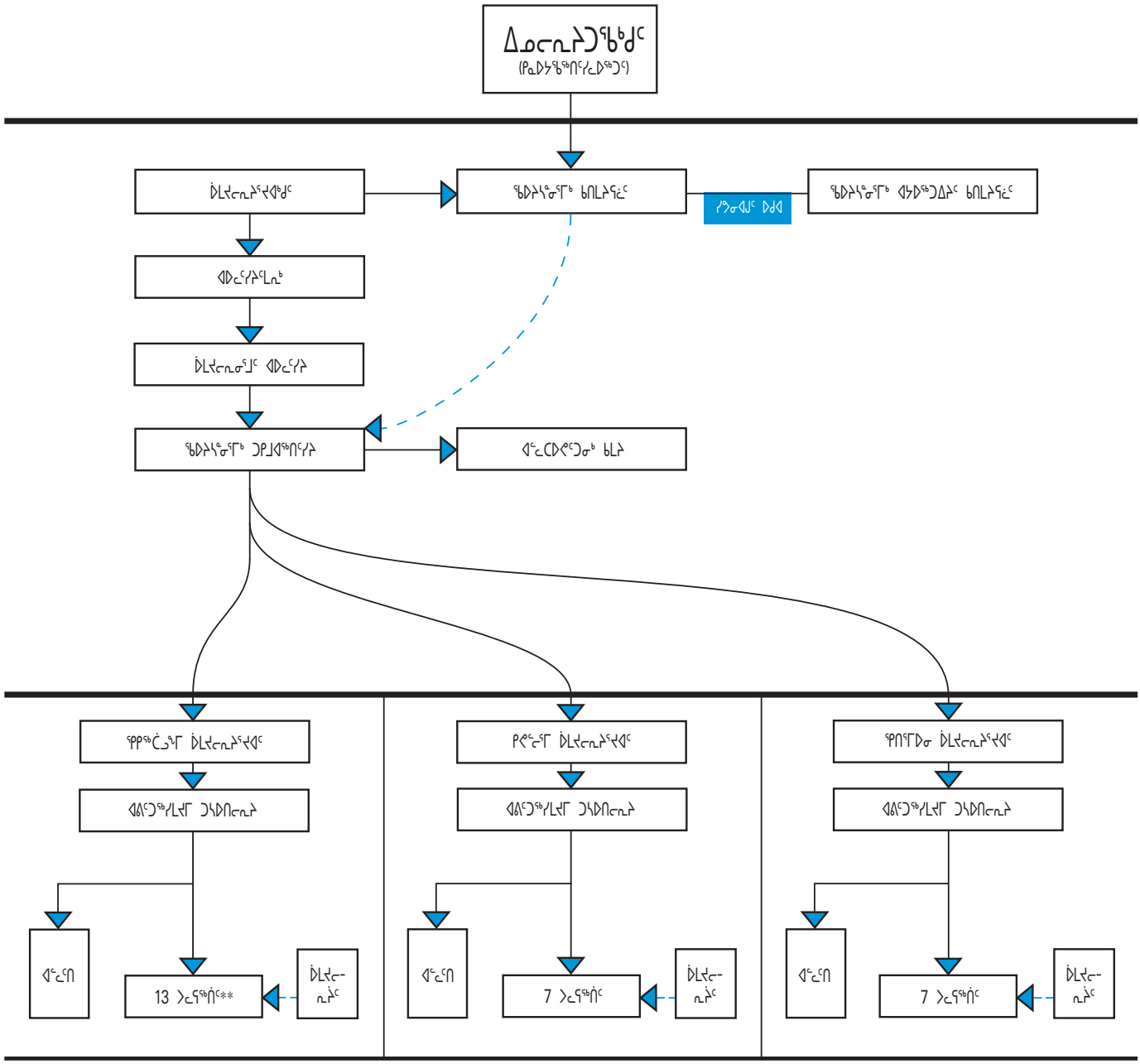

** 1 ᐳᓚᕋᖅᑎ ᓄᐊᑦᑎᕙᓚᐅᖅᑐᖅ ᐃᑦᑎᐊᑦᓯᔪᖕᒥ ᓇᓂᓯᕕᒻᒥᓗ

ᓄᓇᕗᒻᒥ ᓂᕐᔪᑎᑦ ᐆᒪᔪᖅᑕᐅᕙᑦᑐᑦ ᖃᐅᔨᓴᖅᑕᐅᓂᖏᑦ ᐱᒋᐊᓯᒪᐅᖅᓯᒪᔪᑦ ᓈᕕᐱᓇ 1993ᒥ ᐃᖅᑲᓇᐃᔭᖅᑎᑖᕋᒥᒃ ᑐᑭᒧᐊᖅᑎᑦᓯᔨᑦᓴᒥᒃ, ᖃᓄᑏᖅᑐᑦᓴᐅᓂᖓ ᓇᓗᓇᐃᔭᖅᑕᐅᓯᒪᓪᓗᓂ ᓄᓇᕗᒻᒥᑎᓂ. ᐅᑭᐅᑉ ᓯᕗᓪᓕᖅᓱᖓᓂ, ᓄᓇᕗᑦ ᐆᒪᔪᓕᓇᔨᔪᐊᒃᑯᑦ ᓴᖅᑮᓚᐅᖅᓯᒪᔪᑦ ᐊᔭᐅᖅᑐᐃᔨᑦ ᑲᑎᒪᔨᓴᓐᖏᓐᓂᒃ ᐃᓗᓕᑐᔪᑦ ᐊᑐᓕᕐᔭᐅᔪᑦ ᓴᖅᑭᑕᐅᓪᓗᑎᒃ ᐃᓂᓪᓚᖓᓂᑦᓴᖓᑕ ᖃᐅᔨᓴᖅᑎᐅᑉ. ᐊᕙᒻᒥᐅᑕᓂᒃ ᐱᓇᓱᒃᑎᑦ ᒫᓂᕗᑉᐊᑉ ᓱᓚᑐᓴᖅᑎᖓᓂ ᓯᕗᓕᖅᑕᐅᓪᓗᓂ ᕕᒃᓇᑦ ᕗᖅᓴᒧᑦ ᑎᒃᑯᐊᖅᑕᐅᓚᐅᖅᑐᑦ ᓄᓇᕗᒻᒥ 1994ᒥ (ᓄᓇᕗᑦ ᐆᒪᔪᓕᓇᔨᔪᐊᒃᑯᑦ, 1994). ᕕᒃᓇᑦ ᐱᓕᖃᑎᖏᑦ ᐱᓇᓱᖃᑎᖃᓚᐅᖅᑐᑦ ᖃᐅᔨᓴᖅᑎᐅᑉ ᑐᑭᒧᐊᑦᑎᖓᓂᒃ ᐃᓂᓪᓚᖓᓂᑦᓴᖓᑕ ᖃᐅᔨᓴᖅᑎᐅᑉ ᑕᖅᑭᒐᓴᖅᓱᑦ.

ᐊᔭᐅᖅᑐᐃᔨᑦ ᐊᑕᐅᓯᐅᖏᑦᑐᓂᒃ ᐊᑑᑎᖃᓪᓗᐊᖅᑐᓂᒃ ᐃᓱᒪᓕᐅᓇᓚᐅᖅᑐᑦ ᑐᑭᓯᔭᒥᑎᒍᑦ ᓄᓇᑖᑎᑎᒍᑦ ᖃᐅᔨᓴᕈᓐᖓᖅᑎᑕᐅᓂᕐᒥᓂᒃ 1995 ᐱᒋᐊᓕᖃᑖᕐᓂᖓᓂ. ᐊᔭᐅᖅᑐᐃᔨᑦ ᐃᓱᒪᒋᔭᖃᓚᐅᖅᑐᑦ ᐃᒫᒃ:

"ᐅᔾᔨᓇᒋᐊᖅᑐᒋᑦ ᓴᖅᑭᑕᐅᕙᒋᖅᓯᒪᔪᐃᑦ ᐊᕙᒻᒥᐅᑕᓂᒃ ᐆᒪᔪᖅᑕᐅᕙᑦᑐᒥᓃᑦ ᐊᓪᓚᑕᐅᕙᑦᑐᒥᓃᑦ (ᒪᓕᑦᑐᒍ ᐃᓚᒃᑰᖓᔪᖅ 5.4.5(ᐱ) ᐊᖏᑭᑎᓂ) ᒪᑐᐃᖓᓂᖃᑦᑎᐊᖅᑐᑎᒃ ᐃᓚᐅᕕᒋᒻᒪᓇᓂᐊᕐᓗᓂᔾᔪᒃ ᑲᑎᒪᔨᑦ, ᐃᖅᑲᓇᐃᔭᖅᑎᖏᑕᓗ, ᐊᒻᒪᓗ ᐊᐅᓚᑦᓯᖃᑕᐅᔪᓄᑦ ᑎᒥᐅᔪᓄᑦ ᓯᕗᓂᓇᓂᐊᖅᑕᑎᓐᓂ. ᑕᒪᒃᑭᖅᑐᒥᒃ ᑕᑯᑎᑦᓯᔾᔪᑕᐅᔪᑦ ᑕᒪᒃᑯᐊ ᐱᓪᓗᒋᑦ ᒪᓕᒋᐊᓕᑦ ᓯᓚᑖᓃᑦᑐᑎᒃ (ᒫᓐᓇᐅᔪᖅ ᐱᓂᖃᖅᑐᑦ) ᖃᐅᔨᓴᕈᓐᖓᑦ ᓇᓗᓇᐃᔭᖅᓯᒪᓂᖏᑎᒍᑦ ᓈᓴᐅᑎᓃᑦᑐᑦ 5-5 ᐊᖏᑭᑎᓂ." (ᓄᓇᕗᑦ ᐆᒪᔪᓕᓇᔨᔪᐊᒃᑯᑦ, 1995ᐱ: 2)

ᑕᐃᒪᐃᒻᒪᑦ ᐃᓱᒪᓕᐅᕈᑕᐅᓕᓚᐅᖅᑐᖅ ᖃᐅᔨᓴᕈᓐᒥ ᑕᐅᑐᑦᑕᐅᓪᓗᐊᓇᐊᖃᕐᓂᖓᓂᒃ ᑎᑎᕋᐅᑎᖃᖅᐸᓪᓕᐊᓂᖅ "ᐃᓄᐃᑦ ᐆᒪᔪᖅᐸᓂᓇᔭᖏᑕ ᖃᓄᐃᓪᓗᐊᕐᓂᖏᓐᓂᒃ ᖃᓄᐃᓚᔪᑉᐸᓂᖏᑦᓗ ᓱᖅᑯᐊᖅᓯᕐᓯᓪᓗᒋᑦ ᐆᒪᔪᖅᑕᐅᓪᓗᐊᕈᓐᓇᖅᑐᓂᒃ" (ᓄᓇᑖᕈᑎᓂ, 1993, ᐃᓚᒃᑰᖅᑐᓂ 5.4.5ᐃ). ᑲᔪᓯᓇᕋᔭᖅᑐᓂ ᑕᒪᓇ ᐊᖅᑯᑎᒋᓗᒋᑦ ᐊᑕᐅᓯᐅᖏᑦᑐᑦ ᐃᓂᓪᓚᖓᐅᑎᐅᔪᐃᑦ ᖃᐅᔨᓴᕈᓐᓂᕐᒧᑦ, ᐅᑭᐅᓄᓗ ᑕᓪᓕᒪᓄᑦ ᐃᓂᓪᓚᖓᓂᑦᓴᖓ ᐱᖃᓯᐅᑦᑐᒍ ᐊᒻᒪᓗ ᓄᐊᑕᐅᕙᑦᑐᐃᑦ ᑐᓴᕋᔭᓴᐃᑦ ᐆᒪᔪᕐᐃᐅᔪᒥᓂᖅᓂᒃ (ᓄᓇᕗᑦ ᐆᒪᔪᓕᓇᔨᔪᐊᒃᑯᑦ, 1995ᐱ).

ᐊᔭᐅᖅᑐᐃᔨᑦ ᑲᑎᒪᔨᓴᕈᓐᖏᑦ ᐃᓱᒪᓕᐅᓇᓚᐅᕐᒥᔪᑦ ᑐᓴᕋᔭᓴᖃᓐᓂᒃ ᓄᐊᑎᒐᔭᕐᖏᓐᓂᒃ, ᑭᓯᐊᓂ ᐅᔾᔨᓇᔭᐅᓗᓂ ᓇᖓᓗᐃᒐᔭᖏᓐᓂᖏᓐᓂᒃ ᑕᐅᑐᒃᑕᐅᑦᓗᐊᑕᖅᑐᒥᒃ ᐊᑭᑦᑐᕈᑕᐅᒋᐊᖃᓐᓂᖏᓐᓂᓗᓂᓐᓂᑦ ᖃᐅᔨᓴᕈᓐᒥᑦ (ᓄᓇᕗᑦ ᐆᒪᔪᓕᓇᔨᔪᐊᒃᑯᑦ, 1995ᐱ). ᑕᐃᒪᐃᓐᖓᓄᑦ, ᓄᐊᑦᓯᐊᓐᓕᐊᓂᖅ ᑐᓴᕋᔭᓴᓂᒃ, ᕿᒥᕐᕈᔭᐅᓂᖏᓐᓗ ᐊᒻᒪ ᑐᑭᓯᔭᐅᓇᓱᓐᓂᖏᑦ ᐊᕙᒻᒥᐅᑕᐃᑦ ᐆᒪᔪᖅᑕᐅᕙᑦᑐᓪᓗ ᐅᖃᐅᓯᐅᓯᒪᓚᕿᔪᑦ ᖃᐅᔨᓴᕈᓐᒥᑦ ᐊᔪᕐᓇᖏᑦᑕᕐᖓᑦ. ᒪᓕᓪᓗᑎᒃ ᑮᓇᐅᔭᖅᑐᕈᑎᒃᓴᐃᑦ ᐊᒥᒐᓯᒍᓇᕐᓂᖏᑦ, ᐆᒪᔪᓕᓇᔨᔪᐊᒃᑯᑦ ᑲᔪᓯᒐᓱᑦᓴᐃᓐᓇᕐᓂᐊᓚᐅᖅᑐᑦ ᓄᐊᑎᕙᕐᓂᕐᒥᓂᒃ, ᕿᒥᕐᕈᕙᕐᓂᖏᓐᓂᓗ ᐊᒻᒪ ᑐᕈᓯᒐᓱᑦᓴᕐᓂᖏᓐᓂᒃ ᑕᒪᒃᑯᓇᖓᑦ ᑐᓴᕋᔭᓴᐅᔪᓂᒃ ᓯᕗᓂᓇᓂᐊᖅᑕᒥᓐᓂᑦ, ᐅᑭᒃᑲᓂᐅᓇᕙᓪᓗᑎᓪᓗ ᐱᓇᓱᕐᓂᕐᒥᒍᑦ ᓴᖅᑭᑕᐅᔪᓂᒃ.

ᐱᒻᒪᓇᐊᓘᓚᐅᕐᒥᔪᖅ ᐊᓪᓚᑕᐅᕙᒋᖅᓯᒪᔪᓄᑦ ᐃᓄᐃᑦ ᖃᐅᔨᒪᓂᑐᖅᑭᑦ. ᐃᓄᐃᑦ ᖃᐅᔨᒪᓂᑐᖅᑭᑦ ᐃᓚᓕᐅᖃᓯᐅᔾᔭᐅᓚᐅᖅᑐᑦ ᖃᐅᔨᓴᕈᓐᓂᕐᒧᑦ ᐊᑕᐅᓯᐅᖏᑦᑐᒥᒃ ᐱᐅᓯᖃᖅᑐᑎᒃ. ᓄᐊᑦᓯᕙᓪᓕᐊᓂᐅᔪᖅ ᓄᓇᐃᑦ ᐊᑎᖏᓐᓂᒃ ᓴᖅᑭᕈᑕᐅᓚᐅᖅᑐᖅ ᓄᓇᕗᓗᑦᑖᒥ ᓄᓇᐃᑦ ᐊᑎᑐᖅᑭᓐᓂᒃ ᓇᒥᕈᐊᑦᓴᖏᓐᓂᓗ ᓄᓇᒥ. ᐊᖑᓇᓱᒃᑎᑦ ᐊᐱᓇᔭᐅᕙᓚᐅᕐᒥᔪᑦ ᐳᓚᕋᖅᑎᓄᑦ ᐅᖃᐅᓯᒃᓴᖃᓇᐊᖏᓐᓂᒃ ᖃᓄᐃᓚᔪᓐᓂᖏᓐᓂᒃ ᓂᕐᔪᑎᑦ ᐱᑕᖃᖅᑎᒋᓂᖏᓐᓂᓗ ᑕᖅᑭᑕᒫᖅᓯᐅᑎᓂ ᐊᐱᖅᓱᖅᑕᐅᓕᕋᐃᒐᒥᒃ. ᑕᒪᒃᑯᐊ ᐊᓪᓚᑕᐅᕙᓚᐅᖅᑐᑦ ᐅᖃᐅᓯᒃᓴᓄᑦ ᓇᓂᖏᓐᓂ ᐊᒻᒪᓗ ᕿᒥᕐᕈᔭᐅᓯᒪᖏᒃᑲᓗᐊᖅᑎᓪᓗᒋᑦ ᓇᐃᓈᖅᑕᐅᓚᑎᓪᓘᓐᓂᑦ ᐅᑯᓇᓂ, ᐊᑐᐃᓐᓇᐅᔪᑦ ᖃᐅᔨᓴᕐᐊᕐᓇᐅᔪᒪᒍᑎᒃ ᑕᑯᔪᒪᔪᓄᑦ. ᐃᓄᐃᑦ ᖃᐅᔨᒪᓂᑐᖅᑭᑦ ᐊᑐᓂᖃᓚᐅᕐᒥᔪᑦ ᓄᓇᓖᑦ ᕿᒥᕐᕈᑎᓪᓗᒋᑦ ᐅᖃᐅᓯᒃᓴᖃᖅᑎᓪᓗᒋᓪᓗ ᓴᖅᑭᑕᐅᕙᓇᖅᓴᖅᑐᓂᒃ (ᓈᓴᐅᑎᓂ 2.5 ᐊᒻᒪ 6).

ᓯᕗᕐᖓᒍᑦ ᖃᐅᔨᓴᓂᖃᖃᑦᑕᖅᓯᒪᒐᓗᐊᖅᑎᓪᓗᒍ ᓄᓇᕗᒻᒥ, ᐱᖃᓯᐅᑦᑐᒋᑦ ᑎᓕᐅᓇᔪᑕᐅᖃᑦᑕᖅᓯᒪᔪᒥᓃᑦ ᐊᐃᕙᖅᑎᒌᓐᓂᖃᖅᑎᓪᓗᒍ ᐊᑐᓕᖅᑎᑕᐅᔪᒃᓴᓂᒃ (ᑖᓐᓇᕐᓇ, 1983; 1984; ᒫᒻᐳ, 1984; ᔨᖕᖕᑊ 1986), ᑭᓯᐊᓂ ᓇᓕᐊᒃ ᐊᑕᖕᒋᓯᒪᒻᒪᓇᓚᐅᖏᑦᑐᑦ ᓄᓇᑖᕈᑎᑦ ᒪᓕᑦᑐᒋᑦ.

ᐊᓯᖏᑦ ᐅᐸᓗᖓᐃᔭᓇᐊᖃᓚᐅᕐᒥᔪᑦ ᐱᕙᓪᓕᐊᓕᕐᓗᓪᓗᒋᑦ ᑲᔪᓯᕙᓪᓕᐊᔪᑦᓴᐃᑦ ᖃᐅᔨᓴᕐᓂᕐᒧᑦ ᐅᑯᐊᖑᓚᐅᖅᑐᑦ:

- ᐃᖅᑲᓇᐃᔭᖅᑎᑖᖅᓂᖅ ᐱᖓᓯᓂᒃ ᑐᓴᐅᑎᓕᓇᔨᓂᒃ ᑐᑭᒧᐊᑦᑎᑦᓯᕐᓂᓗᒋᑦ ᓄᐊᑕᐅᕙᓪᓕᐊᓂᖏᑕ ᐊᓪᓚᑕᐅᔪᒃᓴᐃᑦ ᐊᑐᓂᑦ ᐊᕕᑦᑐᖅᓯᒪᔪᓂ;
- ᐃᖅᑲᓇᐃᔭᖅᑎᑖᖅᓂᖅ ᐱᖓᓯᓂᒃ ᐊᓪᓚᑎᓂᒃ, ᐱᓕᕆᔨᒃᓴᓂᒃ ᑐᓴᐅᑎᓕᓇᔨᓄᑦ;
- ᐃᖅᑲᓇᐃᔭᖅᑎᑖᖅᓂᑦ ᐃᓕᓴᐃᓂᕐᓗ ᐳᓚᕋᖅᑎᑦᓴᓂᒃ ᓄᓇᓕᖅᓂ ᐊᑐᓂ;
- ᓴᓇᔭᐅᓂᑦᓴᖏᖅᓂᒃ ᖃᐅᔨᓴᕐᓂᕐᒧᑦ ᐅᓪᓗᖅᓯᐅᑎᖏᖅᓂᒃ ᐊᒻᒪ ᓄᐊᑦᓯᒍᑕᐅᓇᓱᑦᑐᓂᒃ ᑕᑕᑎᓇᐊᓕᖅᓂᒃ ᑕᒪᒃᑯᐊ ᐊᓪᓚᑕᐅᕙᕐᓂᕐᒥᓂᑦ ᐊᖑᓇᓱᑦᑎᐅᔪᓄᑦ ᐳᓚᕋᖅᑎᓄᓪᓗ;
- ᓂᐅᕕᖅᐸᓪᓗᑎᒃ ᐃᓂᓪᓚᐃᕙᓪᓗᑎᓪᓗ ᐱᕐᑯᑎᓂᒃ ᑐᖅᑯᖅᑕᐅᕙᖅᖏᖅᓄᑦ ᐊᓪᓚᑕᐅᔪᒃᓴᐃᑦ, ᒥᐊᓂᓇᔭᐅᓂᖏᑕᓗ ᐊᒻᒪ ᕿᒥᕐᕈᔭᐅᕙᖅᖏᖅᓄᑦ; ᐊᒻᒪᓗ
- ᑐᓴᓇᐊᕐᕕᖃᓴᐃᓐᓇᕐᐸᓪᓗᑎᓪᓗ ᐊᕕᑦᑐᖅᓯᒪᔪᐃᑦ ᐆᒪᔪᓕᓇᔨᔪᐊᖏᖅᓂᒃ ᐊᒻᒪ ᓄᓇᓖᑦ ᐆᒪᔪᓕᓇᔨᖏᖅᓂᒃ.

ᐅᓪᓗᖅᓯᐅᑏᑦ, ᑕᑕᑎᓇᐊᓕᓪᓗ ᓄᐊᑦᓯᒍᑏᑦ, ᐊᒻᒪᓗ ᐃᓕᓴᐅᑏᑦ ᑎᑎᕋᖅᓯᒪᔪᑦ ᐆᑦᑐᖅᑕᐅᖅᑲᓚᐅᖅᓯᒪᓪᓗᑎᒃ ᖃᐅᔨᓴᐅᑕᐅᑲᐃᓐᓇᖅᑐᑎᒃ ᓄᓇᓖᖅᓂ ᐱᖓᓯᓂᒃ (ᐃᕐᐱᐊᕐᔪᒃ, ᑰᒐᕐᔪᒃ, ᐊᒻᒪᓗ ᐃᒃᓗᓚᒐᕐᔪᒃ) ᒪᐃᖓᑎᓪᓗᒍ 1996ᒥ.

ᑐᓴᕋᒃᓴᓂᒃ ᓄᐊᑦᑎᐅᓪᓕᐊᓯᒪᔪᖅᑐᑦ ᔪᓚᐃ 1996ᒥ ᐊᒻᒪ ᐃᓱᓕᑦᑐᓂ ᔪᓂ 2001ᒥ, ᑭᖑᓯᖅᓯᒪᔪᑦ ᐱᓕᕆᖑᐃᓐᓇᕐᓗᐊᖅᑐᑎᒃ ᐅᑭᐊᒃᓴᒧᑦ ᑎᑭᑦᑐᒍ 2001ᒥ.

ᑭᖑᓪᓕᐸᓐᓂ ᖃᐅᔨᓴᕐᓂᐅᑉ, ᕿᒥᕐᕈᔭᐅᓪᓕᐊᓂᖏᑦ ᐅᓂᒃᑳᓕᐊᖑᓂᖏᑦᓗ ᐱᒋᐊᖅᑕᐅᓕᓚᐅᖅᑐᑦ ᓄᐊᑦᓯᒋᖅᓯᒪᓕᕐᒪᑦ ᐊᓪᓚᑕᐅᔪᒃᓴᓂᒃ ᐊᒻᒪᓗ ᓇᓗᓇᐃᕐᕕᐅᑦᑎᖅᓯᒪᓕᕐᒪᑦ ᐃᓕᖅᑲᑕᐅᑦᓯᐊᖅᑐᑎᒃ ᑕᒪᒻᒥᓕᒫᒃ. ᑕᒪᑐᒪᓂ ᕿᒥᕐᕈᔭᐅᑦᓯᐊᓚᐅᕐᒥᔪᑦ ᐱᓕᕆᔾᔪᓯᐅᔪᒥᓃᑦ ᐊᒻᒪᓗ ᓈᓴᐅᑎᓄᓕᖓᔪᑦ ᓱᓕᔪᓐᓇᑦᓯᐊᕐᓯᓪᓗᒋᑦ ᐊᓪᓚᑕᐅᓯᒪᔪᐃᑦ, ᐊᒻᒪᓗ ᓄᓇᓖᑦ ᐅᖃᖃᑎᒋᔭᐅᓪᓗᑎᒃ ᕿᒥᕐᕈᑦᑎᐊᕐᓯᓪᓗᒋᑦ ᐊᓪᓚᑕᐅᓯᒪᔪᓂᒃ. ᓴᖅᑭᑕᐅᓯᒪᔪᑦ ᑕᒪᒃᑭᓐᓂ ᐱᓕᕆᐊᖑᔪᒥᓂᖅᓂᒃ ᐃᓚᓕᐅᑎᓯᒪᔪᑦ ᓈᓴᐅᑎᓃᑦᑐᓂ 4, 5 ᐊᒻᒪᓗ 6 ᐅᑯᓇᓂ. ᓴᓇᔭᐅᓂᖏᑦ ᐅᑯᐊ ᐱᐊᓂᒍᑕᐅᔭᖅ ᐆᒪᔪᖅᑕᐅᕙᑦᑐᓂᒃ ᖃᐅᔨᓴᕐᓂᐅᔪᒥᒃ.

2.4 ᑐᓴᖅᑕᐅᔭᕆᐊᖃᖏᑦᑐᓄᑦ ᐊᒻᒪᓗ ᓇᕝᕕᖃᕈᓐᓇᕐᒥᒃ ᐊᑐᐊᓚᐃᑦ

ᓄᓇᑖᕈᑎᑦ ᐅᖃᖅᓯᒪᔪᑦ:

"ᑐᕈᓕᐅᕐᑕᐅᓯᒪᓐᖏᑦᑐᑦ ᑐᕈᓕᐅᕐᑕᐅᓯᒪᔪᓪᓗ ᖃᐅᔨᓴᓐᓂᕐᒥᑦ ᑕᒪᒻᒥᒃ ᐊᑐᐃᓐᓇᐅᑎᑕᐅᕐᓯᐊᕐᓂᐊᖅᑐᑦ ᐊᕈᖃᓐᖏᓪᓗᑎᒃ ᑲᓇᑕᐅᑉ ᓚᕙᒪᒃᑯᖏᓐᓂᑦ, ᐊᕕᑦᑐᕐᓯᒪᔪᓂ ᓚᕙᒪᒃᑯᓐᓂᓗ ᐊᒻᒪᓗ ᐃᓄᓐᓂᑦ" (ᓄᓇᑖᕈᑎᓂ, 1993, ᐃᓚᒃᑰᖅᑐᓂ 5.4.ᕙ); ᐊᒻᒪᓗ

"ᓄᓇᕗᑦ ᐆᒪᔪᓕᓇᔨᔪᐊᒃᑯᑦ ᓇᐅᓯᖅᑐᑦᓯᐊᕐᓂᐊᖅᑐᑦ ᐊᖑᓇᓱᒃᑎᑦ ᐊᑎᖏᑦ ᐊᑐᐃᓐᓇᐅᑎᑕᐅᓐᖏᓚᓗᐊᕐᒪᕐᓂᑕ ᐊᑐᐃᓐᓇᐅᑎᑕᐅᓂᐊᖅᑎᓪᓗᒋᑦ ᐊᓪᓚᑕᐅᓯᒪᔪᐃᑦ ᒪᓕᓪᓗᒋᑦ ᓈᓴᐅᑎᓂᑦᑐᑦ 5.4.6" (ᓄᓇᑖᕈᑎᓂ, 1993, ᐃᓚᒃᑰᖅᑐᓂ 5.4.7); ᐊᒻᒪᓗ

"ᓯᕗᓂᐊᒍᑦ ᐊᑎᓕᐅᖅᓯᒪᔪᖅᑭᖅᑯᓂ ᐊᖏᖅᓯᒪᐅᑎᒥᒃ ᐃᓄᐃᑦ ᑎᒥᕐᑯᑕᐅᓂᕐᖅᑕᓄᑦ ᐊᒻᒪ ᐊᑦᑐᐊᔭᐅᓂᖃᖅᑐᓄᑦ ᑭᒃᑯᓄᑦ, ᓇᓗᓇᐃᖅᓯᒍᑕᐅᔪᑦ ᖃᐅᔨᓴᕐᓂᑦᑭᓄ ᐊᓪᓚᑕᐅᔪᒃᓴᐅᓂᐊᖅᓯᕐᖅ ᓇᓕᐊᖅᑐᐃᓐᓇᖅ ᑭᒃᑯᓕᒫᖅᑎᑦᑎᓂᐅᔪᒥ ᑖᑦᓯᒪ ᓵᑕᐅᔾᔪᑎᒋᑐᐃᓐᓇᕐᓗᖅᑲᖅᓱᒍ ᐃᒻᒥᓄᑦ ᐱᔭᔾᔪᓂᑯᑦᑐᓐᓂᑦ" (ᓄᓇᑖᕈᑎᓂ, 1993, ᐃᓚᒃᑰᖅᑐᓂ 5.4.8).

ᓄᓇᑖᕈᑎᑦ ᐅᖃᓇᐊᒃᑲᓂᖅᓯᒪᒻᒥᔪᑦ:

"ᓄᓇᕗᑦ ᐆᒪᔪᓕᓇᔨᔪᐊᒃᑯ ᓇᕝᕕᓕᐊᕈᑎᒃ ᓴᖅᑮᓕᐊᕈᑎᑦᑐᓐᓂᑦ ᑐᓴᕋᒃᓴᐅᔪᓂᒃ ᓚᓕᒋᐊᖃᓕᐊᖅᑐᑦ ᓚᓕᒐᐅᔪᓂᒃ ᐊᑐᖅᑕᐅᓚᔪᒃᑐᓂᒃ ᑲᓇᖑᓇᖅᑐᓐᓂᓚᔪᑦ ᐱᑦᓗᒋᑦ ᓇᕝᕕᓕᐊᕈᑎᑦᑐᓐᓂᑦ ᑐᓴᕋᒃᓴᓂᒃ ᓱᑦᓗ ᓚᓕᒐᐅᔪᓂᒃᑐᒃᑯᑦ" (ᓄᓇᑖᕈᑎᓂ, 1993, ᐃᓚᒃᑰᖅᑐᓂ 5.2.31).

ᐱᓕᕆᐊᖑᓯᒪᓐᖏᑦᑐᑦ ᐊᑦᓚᑕᐅᓯᒪᔪᐃᑦ ᓄᐊᑉᐸᓪᓕᐊᓕᕐᒪᑕ ᖃᐅᔨᓴᕐᓂᖃᖅᑎᓪᓗᒍ, ᓄᓇᕗᑦᒥ ᐆᒪᔪᓕᕆᔨᕐᔪᐊᖑᑯᑦ ᐃᓱᒪᓗᓕᓚᑕᖅᓯᒪᕗᑦ ᐊᑐᐃᓐᓇᐅᑎᑦᓯᒋᐊᖃᕐᓂᒋᑎᒃ "ᑐᑭᓕᐅᑦᑕᐅᓯᒪᓐᖏᑦᑐᓂᒃ" ᐊᓯᖏᓐᓄᑦ ᐃᓚᐅᖃᑕᐅᔪᓄᑦ ᓴᖅᑭᑦᑕᐅᑐᐃᓐᓇᐊᖃᕐᓂᖏᓐᓂᒃ ᐊᖏᑦᑕᐅᓯᒪᖏᑦᑐᓂᒃ ᑐᓴᒐᒃᓴᐅᒋᐊᓐᖓᐅᑎᐅᔪᓂᒃ ᐆᒪᔪᖅᑕᐅᑦᑐᓂᒃ ᓇᓗᓇᐃᕐᖃᐅᑏᖅᓯᒪᓐᖏᑎᓪᓗᒋᑦ ᕿᒥᕐᕈᔭᐅᑏᖅᓯᒪᒐᑎᓪᓗ. ᑕᐃᒪᐃᒻᒪᑦ, 1998ᒥ, ᓄᓇᕗᑦᒥ ᐆᒪᔪᓕᕆᔨᕐᔪᐊᖑᑯᑦ ᐊᖏᑦᑕᑎᓕᖅᐸᓪᓕᐊᓕᕐᒪᑦᑐᑦ ᐸᐸᖃᑦᑕᐅᑎᐊᑦᑕᓂᒃᑕᑎᒃ ᐆᒪᔪᓕᕆᔨᖑᓂᒃ ᐱᑦᑦᓕᐊᓂᕐᒧᓪᓗ, ᐃᒪᕐᒥᐅᑕᓕᕆᔨᖑᓂᒃ, ᑲᓇᑕᒥ ᐆᒪᔪᓕᕆᓂᕐᒧᑦ ᐱᔨᓯᖅᑎᖏᓐᓂᓗ, ᐊᒻᒪᓗ ᖃᒪᓂᑦᑐᐊᑉ ᑐᑦᑐᓕᕆᔨᖏᓐᓂᒃ. ᑕᒪᖑᐊ ᐊᖏᑭᑏᑦ ᐊᖅᑮᒍᑕᐅᓚᐅᖅᑐᑦ ᐊᑦᓚᑕᐅᓯᒪᔪᐃᑦ ᐃᓕᖅᑲᖅᑕᐅᑦᓂᖏᓐᓂᑦ, ᓇᑦᑭᖅᑕᐅᔪᓇᕐᓂᖏᓐᓂᑦ, ᐊᒻᒪᓗ ᓴᖅᑭᖅᑕᐅᔪᓇᕐᓂᖏᓐᓂᑦ (ᐱᓗᐊᖅᑐᒥᒃ ᖃᐅᔨᓴᕈᑎᒥ ᐊᑦᓚᑕᐅᓯᒪᔪᐃᑦ ᐊᑐᖅᑕᐅᓂᐊᕈᑎᒃ ᒐᑦᒪᖑᑯᑦ ᑎᑎᕋᖅᓯᒪᔪᖑᑎᖏᓐᓂ ᐅᖃᓛᒪᒐᑦᓴᓕᐊᓇᑦᑕᖏᓐᓂᓘᓐᑦ). ᐊᖏᕈᑎᑦ ᐊᑎᓕᐅᖅᑕᐅᓯᒪᓕᕋᒥᒃ ᒐᑦᒪᖑᑯᑦ ᑎᒥᖑᑎᖏᓐᓂᑦ ᑎᒥᐅᔪᓐᓂᓘᓐᑦ, ᐊᑦᓚᑕᐅᓯᒪᔪᐃᑦ ᐊᔾᔨᖏᑦ (ᐊᖑᓇᓱᑦᑏᑦ ᐊᑎᖏᑦ ᐆᔭᖅᑕᐅᓯᒪᑎᓪᓗᒋᑦ) ᑐᓂᔭᐅᓯᑕᐃᓐᓇᓚᐅᖅᑐᑦ ᑭᓇᒧᑦ ᑐᕋᖅᑕᒧᑦ ᑲᒪᔨᒧᑦ ᑎᒥᐅᔪᒥ ᐊᑦᓚᑕᐅᑦᑐᓂᒃ ᐊᒻᒪ ᑐᑦᓯᕋᖅᐃᐅᑦᑐᒧᑦ ᐊᑦᓚᑕᐅᓯᒪᔪᓂᒃ ᐱᓕᕆᑦᖅᖓᓂ. ᐅᓂᒃᑳᓕᐊᖑᓚᐅᑦᓯᒪᔪᓚᒦᒪᑦ ᐊᔾᔨᖏᑦ ᑐᓂᔭᐅᓚᐅᑦᒥᔪᑦ ᐊᑐᓂᑦ ᒐᑦᒪᖑᑯᑦ ᑎᒥᖑᑎᖏᓐᓂᑦ ᐊᒻᒪ ᐃᓄᐃᑦ ᑎᒥᖑᑎᖏᓐᓂᑦ ᐃᓚᐅᖃᑕᐅᔪᓄᑦ ᓄᓇᕗᒻᒥ ᐆᒪᔪᓕᕆᓂᐅᔪᒥᒃ.

ᓯᕗᒧᐊᖅᑎᔪᓐᓇᕐᓂᐊᕐᓗᒋᑦ ᒪᓕᒋᐊᖃᖅᑐᑦ ᐃᓚᒃᑰᖅᑐᒥ 5.4.7 ᓄᓇᑖᕈᑎᓂ ᓴᖅᑭᑕᐅᔪᖃᕐᓂᐊᕋᖅᖓᑦ ᐊᖑᓇᓱᒃᑏᑦ ᐊᑎᖏᓐᓂᒃ, ᖃᐅᔨᓴᕐᓂᒥ ᐊᑦᓚᑕᐅᓯᒪᔪᐃᑦ ᐋᖅᑭᑦᑕᐅᓯᒪᓂᖃᓚᐅᖅᑐᑦ ᓲᕐᓗ ᓇᓕᐊᑐᐃᓐᓇᖅ ᐊᑦᓚᑕᐅᓯᒪᔪᖅ ᐸᐃᑉᐹᑎᒍᕐᓂᐊᕈᓐᓂᓘᓐᑦ ᖃᓇᑕᐅᔭᒃᑰᓐᓂᑦ ᓇᓗᓇᐃᕈᑎᖃᓚᐅᖅᑐᑦ ᐊᖑᓇᓱᑦᑏᑦ ᐊᑎᖓᒍᕐᖏᑦᑐᖅ ᓈᓴᐅᑎᖃᖅᑎᑕᐅᖓᖅᑐᑎᒃ ᑭᓯᐊᓂ. ᐸᐃᑉᐹᑎᒍᖅᑐᑦ ᖃᓇᑕᐅᔭᒃᑰᑦᓗ ᐊᖑᓇᓱᑦᑏᑦ ᐊᑎᖏᑦ ᓈᓴᐅᑎᖏᑦᓗ ᑭᓯᐊᓂ ᐸᐸᑕᐅᓚᐅᖅᑐᑦ ᖃᐅᔨᓴᕐᓂᒍᑦ ᐃᖅᑲᓇᐃᔭᖅᑎᐅᔪᓄᑦ ᑕᒪᒃᑯᓇᖓᑦ ᐱᔭᕇᖅᑕᐅᓂᖅᑕᐅᖅᖓᖅᑐᑎᒃ ᐊᑎᓕᐅᖅᓯᒪᔪᓂᒃ ᐊᐱᖅᓯᕐᓂᐊᑐᐊᕋᐃᒐᒥᒃ ᐊᑎᓕᐅᖅᓯᒪᔪᓂᒃ ᐊᐱᖅᓯᕐᓂᐊᑐᐊᕋᐃᒐᑎᓪᓗᒋᑦ.

ᑐᒃᓯᕋᖅᑐᖃᕐᖓᑦ ᐆᒪᔪᖅᑕᐅᑦᑐᓄᑦ ᐊᑦᓚᑕᐅᓯᒪᔪᓂᒃ ᑭᓇᒥᑦ ᑎᒥᐅᔪᒥᓗᓐᑦ ᓇᓗᓇᐃᖅᑕᐅᓯᒪᖅᑭᑎᓪᓗᒋᑦ ᐃᓚᒃᑰᖅᑐᒥ 5.4.6 ᓄᓇᑖᕈᑎᓂ ᖃᐅᔨᓴᖅᑕᐅᖅᑳᖅᐸᓚᐅᖅᑐᑦ ᐊᑐᓂᖅᑕᖅᑕᐅᓪᓗᑎᒃ ᖃᐅᔨᓴᕐᓂᒍᑦ ᑲᑎᒪᔨᕋᓛᖏᓐᓂᑦ. ᑐᒃᓯᕋᐅᑎᐅᔪᑦ ᐅᓄᕐᓂᖅᓴᑦ ᐱᒍᑎᖃᑐᐃᓐᓇᖅᐸᓚᐅᖅᑐᑦ ᑲᑎᑕᐅᔭᒃᑰᖅᓯᒪᔪᓂᒃ ᐊᑦᓚᓯᒪᔪᓂᒃ ᓱᓕ ᓴᖅᑭᑕᐅᓯᒪᖏᑦᑐᓂᒃ. ᑭᓇᒥᓐᓂᖅᓗᑦ ᐆᒪᔪᖅᑕᒥᓂᕐᓂᑦ ᑐᓴᒐᒃᓴᐃᑦ ᓴᖅᑭᑕᐅᓚᐅᖅᓯᒪᓚᐅᖏᑦᑐᑦ ᐊᖏᖅᑕᐅᓯᒪᖏᓐᓂᐃᑕᒥᒃ ᑎᑎᖅᑲᑎᒍᑦ ᓇᓕᐊᓐᓂᑦ ᐊᖑᓇᓱᑦᑎᐅᔪᒧᑦ. ᐊᑕᐅᓯᐅᖏᖅᑐᑦ ᐊᖑᓇᓱᒃᑎᑦ ᑎᑎᖅᑲᑎᒍᑦ ᓇᓕᐅᓐᓂᑦ ᐊᖑᓇᓱᑦᑎᐅᔪᒧᑦ ᑎᑎᖅᑲᑎᒍᑦ ᑐᓴᒐᒃᓴᐅᑎᐅᓇᓱᑦᑐᑎᒃ ᑲᓇᑕᐅᔭᒃᑰᖅᓯᒪᔪᓂᒃ ᐊᖑᓇᓱᑦᑎᖏᓐᓂᑦ ᑲᓇᑕᐅᔭᒃᑰᖅᓯᒪᔪᓂᒃ ᐊᖑᓇᓱᑦᑎᖏᓐᓂᑦ ᐊᐸᑕᐅᓚᐅᖅᑐᑦ ᖃᐅᔨᓴᕐᓂᒍᑦ ᐃᖅᑲᓇᐃᔭᖅᑎᐅᔪᓄᑦ ᑕᒪᒃᑯᓇᖓᑦ ᐱᔭᕇᖅᑕᐅᓂᖅᑕᐅᖅᖓᖅᑐᑎᒃ ᐊᑎᓕᐅᖅᓯᒪᔪᓂᒃ ᐊᐱᖅᓯᕐᓂᐊᑐᐊᕋᐃᒐᒥᒃ ᐊᑎᓕᐅᖅᓯᒪᔪᓂᒃ ᐊᐱᖅᓯᕐᓂᐊᑐᐊᕋᐃᒐᑎᓪᓗᒋᑦ.

ᑐᓴᕐᓴᓕᐊᑦ ᖃᐅᔨᓴᕐᓂᐅᑉ ᒥᑦᓵᓄᑦ, ᓴᖅᑭᑕᐅᔪᒥᓂᑦ ᑐᑭᒧᐊᕐᑎᑦᑎᔨᒧᑦ ᐊᐃᑦᓯᖅᑕᐅᓯᒪᓪᓗᓂ ᐊᐃᑦᑐᖅᓯᒪᔪᑦ ᐊᑦᓚᕐᐃᖏᓐᓂᑦ, ᐊᐅᓪᓚᖅᑎᑕᐅᓚᐅᖅᑐᑦ ᐳᓚᕐᖅᑎᓄᑦ. ᑐᓴᕐᓴᖅᑕᐅᓚᐅᖅᑐᑦ ᖃᐅᔨᓴᕐᓂᒥᒃ, ᐃᒃᔪᕈᑎᐅᔪᓐᓇᖅᑐᓂᒃ ᓂᔪᑎᑦ ᖃᓄᐃᑦᑑᓂᖏᓐᓂᒃ, ᓄᐊᑦᓯᓂᕐᒥᓪᓗ ᐊᑦᓚᒐᒃᓴᓂᒃ, ᑐᓴᕈᑎᓂᓪᓗ ᖃᐅᔨᓴᕐᓂᐅᔪᓕᕆᔪᒥᒃ ᐊᒻᒪᓗ ᑐᑭᓯᐊᑎᐅᔪᓐᓇᖅᑐᓂᒃ ᐊᑦᓚᕐᐃᖏᓐᓂᒃ ᓇᓕᐊᓐᓂᑦ ᐊᒻᒪᓗ ᑐᑭᓯᐊᑎᐅᔪᓐᓇᖅᑐᓂᒃ ᖃᐅᔨᓴᕐᓂᒍᑦ.

ᓇᓚᐅᑎᒃᑰᑦ ᐊᐱᖅᓯᖅᑕᐅᓚᐅᖅᑐᑦ ᓲᐱᓱᒃᑰᑦ ᓄᓇᓕᓂᓗ ᐊᑐᖅᑕᐅᓚᐅᖅᑐᑦ ᖃᐅᔨᓴᕐᓂᖃᕐᓂᖓᓂ ᑲᔪᖏᖅᓴᐅᑕᐅᓇᓱᑦᑐᓂ ᑭᒃᑰᓕᓇᓱᑦᑏᑦ ᐅᓂᒃᑳᖅᑐᑦ ᐊᑦᓚᕐᐃᖏᓐᓂᑦ ᑲᔪᖏᖅᓴᐅᑎᐅᓇᓱᑦᑐᑎᒃ ᖃᓄᐃᒍᑕᐅᓇᓱᑦᑐᖅ ᐱᑦᓗᒍ ᖃᐅᔨᓴᕐᓂᒃᑰᑦ, ᐃᑲᔪᕐᓂᖃᕐᓂᐊᕐᓂᖓᓂᓪᓗ ᐃᓄᖑᑦ ᐊᒻᒪᓗ ᑲᓇᖑᓇᖅᑐᒃᑰᖅᑎᑦᓯᔪᖃᒃᑳᖅᓂ ᖃᐅᔨᓴᕐᓂᒃᑰᑦ.

ᑐᓴᐅᒪᑎᑦᓯᓂᖃᖅᐸᓚᐅᖅᑐᖅ ᖃᓄᑭᓗᔭᖅ ᐱᑦᓚᐊᔪᓕᕆᔨᑦᑎᒍᓪᓗ ᖃᐅᔨᓴᕐᓂᖃᕐᓂᖓᓂ:

- ᐊᑭᓐᓇᕐᒥᐅᑕᐃᑦ ᑐᓂᐅᖅᑲᑕᐅᓚᐅᖅᓯᒪᔪᑦ ᓄᓇᓕᓐᓂᑦ ᖃᓪᓗᓈᑎᑑᖅᑐᑦ ᐃᓄᑦᑎᑐᓪᓗ ᐊᒻᒪᓗ ᐃᓄᐃᓐᓇᖅᑐᑦ 1996ᒥ. ᐱᖓᓱᑦ ᐊᑭᓐᓇᕐᒥᐅᑕᐃᑦ ᓴᓇᔭᐅᓚᐅᖅᑐᑦ ᑲᔪᖏᖅᓴᐅᑎᐅᓇᓱᑦᑐᑎᒃ ᖃᓄᐃᒍᑕᐅᓇᓱᑦᑐᖅ ᐱᓪᓗᒍ ᖃᐅᔨᓴᕐᓂᒃᑰᑦ, ᐃᑲᔪᕐᓂᖃᕐᓂᐊᕐᓂᖓᓂᓪᓗ ᐃᓄᓐᓂᑦ ᐊᒻᒪᓗ ᑲᓇᖑᓇᖅᑐᒃᑰᖅᑎᑦᓯᔪᖃᒃᑰᖅᓂ ᖃᐅᔨᓴᕐᓂᒃᑰᑦ.
- ᓈᓚᐅᑎᒃᑰᑦ ᐊᐱᖅᓯᖅᑕᐅᓇᓐᓂᑦ ᓲᐱᓱᒃᑰᑦ ᓄᓇᓕᓐᓂᓗ ᐊᑐᖅᑕᐅᓚᐅᖅᑐᑦ ᖃᐅᔨᓴᕐᓂᖃᕐᓂᖓᓂ ᑲᔪᖏᖅᓴᐅᑕᐅᓇᓱᑦᑐᓂ ᑭᒃᑰᓕᒫᓄᑦ ᖃᐅᔨᓴᕐᓂᐅᔪᒧᑦ.
- ᐱᔪᒥᓛᕈᑎᓂ ᓴᖅᑭᔪᖅᑕᐅᓇᓐᓂᑦ ᑲᑎᓕᒫᒐᓂ (Above and Beyond ᐊᒻᒪᓗ Up Here), 1998ᒥᑦ 2000ᒧᑦ ᑲᔪᖏᖅᓴᐅᑎᐅᓇᓱᑦᑐᑎᒃ ᖃᐅᔨᓴᕐᓂᒥᒃ.
- ᑐᓴᕐᓴᓕᐊᑦ ᖃᐅᔨᓴᕐᓂᐅᑉ ᒥᑦᓵᓄᑦ, ᓴᖅᑭᑕᐅᔪᒥᓂᑦ ᑐᑭᒧᐊᕐᑎᑦᑎᔨᒧᑦ ᐊᐃᑦᓯᖅᑕᐅᓯᒪᓪᓗᓂ ᐊᐃᑦᑐᖅᓯᒪᔪᑦ ᐊᑦᓚᕐᐃᖏᓐᓂᑦ, ᐊᐅᓪᓚᖅᑎᑕᐅᓚᐅᖅᑐᑦ ᐳᓚᕐᖅᑎᓄᑦ. ᑐᓴᕐᓴᖅᑕᐅᓚᐅᖅᑐᑦ ᖃᐅᔨᓴᕐᓂᒥᒃ, ᐃᒃᔪᕈᑎᐅᔪᓐᓇᖅᑐᓂᒃ ᓂᔪᑎᑦ ᖃᓄᐃᑦᑑᓂᖏᓐᓂᒃ, ᓄᐊᑦᓯᓂᕐᒥᓪᓗ ᐊᑦᓚᒐᒃᓴᓂᒃ, ᑐᓴᐊᕈᑎᓂᓪᓗ ᖃᐅᔨᓴᕐᓂᐅᔪᓕᕆᔪᒥᒃ ᐊᒻᒪᓗ ᑐᑭᓯᕐᕈᑎᐅᔪᓐᓇᖅᑐᓂᒃ ᐊᑦᓚᕐᐃᖏᓐᓂᒃ. ᑐᓴᕐᓴᖅᑕᐅᓚᐅᖅᑐᑦ ᖃᐅᔨᓴᕐᓂᒥᒃ ᐊᒻᒪᓗ ᑐᑭᓯᕐᕈᑎᐅᔪᓐᓇᖅᑐᓂᒃ ᐊᑦᓚᕐᐃᖏᓐᓂᒃ ᓱᓕ ᓴᖅᑭᑕᐅᓯᒪᖏᑦᑐᓂᒃ. ᑭᓇᒥᓐᓂᖅᓴᑦ ᐆᒪᔪᖅᑕᒥᓂᕐᓂᑦ ᑐᓴᒐᒃᓴᐃᑦ ᓴᖅᑭᑕᐅᓚᐅᖅᓯᒪᓚᐅᖏᑦᑐᑦ ᐊᖏᖅᑕᐅᓯᒪᖏᓐᓂᐃᑕᒥᒃ ᑎᑎᖅᑲᑎᒍᑦ ᓇᓕᐊᓐᓂᑦ ᐊᖑᓇᓱᑦᑎᐅᔪᒧᑦ. ᐊᑕᐅᓯᐅᖏᖅᑐᑦ ᐊᖑᓇᓱᒃᑎᑦ ᑎᑎᖅᑲᑎᒍᑦ ᑐᓴᕐᓴᖅᓚᐅᖅᓯᒪᓚᐅᖏᑦᑐᑦ ᐊᖑᓇᓱᒃᑎᑦ ᕿᓄᐊᓇᔾᔪᑎᖃᖅᐸᓚᐅᖅᑐᑦ ᑎᑎᖅᑲᑎᒍᑦ ᑐᓴᕐᓴᖅᓚᐅᖅᓯᒪᓚᐅᖏᑦᑐᑦ ᓴᖅᑭᑕᐅᔪᖃᕐᓂᖅᓗᑦᓯᓪᓗᑦ ᐃᖅᑲᓇᐃᔭᖅᑎᐅᔪᓄᑦ ᑕᒪᒃᑯᓇᖓᑦ ᐱᔭᕇᖅᑕᐅᓂᖅᑕᐅᖅᖓᖅᑐᑎᒃ ᐊᑎᓕᐅᖅᓯᒪᔪᓂ

2.5.2 ᐅᓂᒃᑳᓕᐅᕆᓐᓂᖅ

ᐱᔭᕇᖃᖅᑐᓂᒃ ᓄᓇᑖᕈᑎᑎᒍᑦ "ᓄᓇᕗᑦ ᑲᒪᔪᓕᕆᔨᕐᔪᐊᒃᑯᑦ ᐅᓂᒃᑳᓕᐅᖅᐸᓂᐊᖅᐳᑦ ᐊᕐᕌᒍᑕᒫᑦ ᖃᐅᔨᓴᕐᓂᐅᑦ ᐱᕙᓪᓕᐊᓂᖓᓂᒃ. ᖃᐅᔨᓴᕐᓂᖅ ᐱᔭᕇᖅᑕᐅᒍᓂ, ᑲᒪᔪᓕᕆᔨᕐᔪᐊᒃᑯᑦ ᓴᓇᓂᖅᐳᑦ ᐊᑦᕋᕐᖅᑐᒥᒃ ᐅᓂᒃᑳᓴᓂᒃ ᖃᐅᔨᔭᐅᔪᕐᓂᕐᓂᒃ ᖃᐅᔨᓴᕐᓂᖃᖅᑎᓪᓗᒍ." (ᓄᓇᑖᕈᑎᓂ, 1993, ᐃᓛᒃᑰᖅᑐᓂ 5.4.9)

ᐊᕐᕌᒍᑕᒫᖅᓯᐅᑎᑦ ᐅᓂᒃᑳᓕᐊᖑᕙᓐᓂᕐᒋᑦ ᐊᔪᕐᓇᓱᑦᑎᐊᓚᐅᖅᑐᖅ ᐊᓯᔾᔭᔭᕐᓂᕐᒋᓐᓂᑦ ᐊᒻᒪ ᐊᑲᐅᕐᒋᓗᑕᐅᕙᓚᐅᖅᑐᑦ ᐊᓪᓚᑕᐅᓯᒪᔪᑦ ᐱᒋᐊᓕᓛᕐᓂᖓᓂ. ᓄᓇᓕᓂᑦ ᐅᓂᒃᑳᓕᐊᖑᓚᐅᑲᑦᑐᑦ ᓇᐃᓈᖅᓯᒪᓚᐅᖅᑐᑦ ᐅᑭᐅᓄᑦ ᐱᖓᓱᓄᑦ ᓯᕗᓪᓕᖅᐸᕐᒋᓐᓂ ᖃᐅᔨᓴᕈᑎᒥᓂᕐᓄᑦ ᐊᐅᔭᖑᑦ ᐅᑭᐊᒃᓴᑯᓪᓗ 2001ᒥ. ᐅᓂᒃᑳᑦ ᐊᔾᔨᖏᑦ ᑐᓂᔭᐅᕙᓚᐅᖅᑐᑦ ᐊᖑᓇᓱᑦᑐᓕᓇᕆᔨᓐᓂ ᐊᓱᖏᓐᓂᕐᑐ ᑎᒥᐅᔪᓄᑦ ᐊᒻᒪ ᒐᕙᒪᖑᑦ ᑎᒥᕐᖑᑎᖏᓐᓂᑦ ᐆᒪᔪᓕᕆᔨᕐᓗᒍᑦ ᐱᓕᕆᔪᓄᑦ ᓄᓇᕗᒻᒥ. ᐅᓂᒃᑳᑦ ᓴᖅᑭᑕᕙᓚᐅᕐᒥᔪᑦ ᑐᑭᒍᐊᑦᑎᑎᕆᒍᑦ ᑲᑎᒪᓂᖃᓕᕋᖓᑕ ᐊᐃᑦᑐᖅᓯᒪᔪᐃᑦ ᐆᒪᔪᓕᕆᔨᕐᔪᐊᖏᑦ ᐊᒻᒪ ᐊᖑᓇᓱᑦᑐᓕᓇᕆᔨᑦ. ᐊᖑᓇᓱᑦᑐᓕᓇᕆᔨᑦ ᑲᒪᔨᒋᔭᖏᑦ ᐅᖃᐅᓯᖃᕐᓯᕐᓚᕙᓚᐅᖅᑐᑦ ᑎᑎᖅᑕᐅᓂᑯᓂᒃ ᐆᒪᔪᖅᑕᐅᕙᑦᑐᑦ ᖃᑦᑎᐅᓂᖏᓐᓂᒃ ᑲᑎᒪᔨᓐᓂᑦ ᐊᖑᓇᓱᑦᑎᓐᓂᑦ ᓄᓇᒥᓐᓂ, ᓇᓗᓇᐃᖅᓯᐊᐅᒋᐊᖑᓐᓂᐅᑕᐅᓂᐊᕐᒪᑕ. ᑭᒃᑯᑦ ᐊᒻᒪᓗ ᑎᒥᐅᔪᐃᑦ ᐅᖃᐅᓯᒃᓴᓕᐅᕐᓯᕐᓚᕙᓚᐅᕐᒥᔪᑦ ᓇᓕᐊᓐᓂᑐᐃᓐᓇᖅ ᐆᒪᔪᖅᑕᐅᕙᑦᑐᓄᑦ ᐊᓪᓚᑕᐅᔪᒥᓂᕐᓂᒃ, ᓇᓗᓇᐃᕐᓯᕐᓚᐅᓪᓗᑎᒃ ᓈᓴᐅᑎᑦ ᕐᑯᑦᑎᓗᐊᖑᒃᓴᕐᑭᓐᓂᒃ ᐊᑦᑎᓗᐊᖑᕐᑭᓐᓂᓘᓐᓂᑦ. ᐊᓯᕐᑭᑦᑕᐅᖅ ᑭᐅᔪᑎᑦ ᓴᖅᑭᑕᐅᔪᓄᑦ ᑐᓐᖓᓱᑦᑎᑕᐅᓚᐅᕐᒥᔪᑦ ᖃᐅᔨᒍᑎᑦᓴᐅᕐᓪᓗᑎᑦ ᑕᒻᒪᖅᓯᒪᔪᖅᐸᑦ ᓄᐊᑕᐅᔪᒥᓂᕐᓂᓘᓐᓂᑦ. ᐅᖃᐅᓯᒃᓴᓄᑦ ᑕᑕᑎᓇᐊᓖᑦ ᐊᑕᖅᓯᐅᔭᐅᕙᓚᐅᖅᑐᑦ ᐅᓂᒃᑳᓕᐊᖑᓯᒪᔪᓄᑦ ᑭᒃᑯᑐᐃᓐᓇᐃᑦ ᑭᐅᔪᓐᓇᖅᑦᑕᕐᑯᓪᓗᒋᑦ ᓈᓴᐅᑎᓕᐊᖑᓯᒪᔪᓂᒃ. ᑐᑭᓯᒋᐊᖃᐅᒃᑲᓂᖅᐸᓚᐅᖅᑐᑦ ᐅᖃᓗᑎᒃᑯᑦ ᐊᖑᓇᓱᑦᑐᓕᓇᕆᔨᑦ ᐅᖃᐅᓯᒃᓴᖅᑲᓂᓇᐊᖏᓐᓂᒃ ᓴᖅᑭᑕᐅᓯᒪᔪᓂᒃ ᐊᒻᒪ ᓄᓇᓕᓂ ᐅᖃᐅᓯᐅᓯᒪᔪᓂᒃ. ᐊᐱᖅᓯᕋᕐᓴᐅᓪᓗᑎᒃ ᓈᓕᐅᑎᒃᑰᖅᐸᓚᐅᕐᒥᔪᑦ ᓲᐃᓲᒃᑯᑦ ᖃᓪᓗᓈᑎᑐᓪᓗ ᓴᖅᑭᑕᐅᓂᐅᔭᓕᕋᖓᑕ ᐅᓂᒃᑳᑦ ᐊᑐᐃᓐᓇᐅᓕᕐᓂᖏᓐᓂᓗ ᑭᒃᑯᑐᐃᓐᓇᕐᓄᑦ ᐊᖑᓇᓱᑦᑐᓕᓇᕆᔨᑦ ᐊᓪᓚᕐᐃᖏᓐᓂ. ᑕᒪᒃᑯᑎᒍᓇᖅ ᑭᐅᔪᖃᓪᓗᐊᖅᐸᓚᐅᕐᒥᔪᑦ. ᑐᑭᓯᐅᒪᓂᕐᒥᒍᑦ ᐱᒻᒪᕆᐊᓖᓂᖓᓂᒃ. ᑐᑭᓯᐅᒪᔪᖅᑕᐅᕙᓚᐅᖅᑐᑦ ᐅᓂᒃᑳᓕᐊᖑᓯᒪᔪᓄᑦ ᑭᒃᑯᑐᐃᓐᓇᐃᑦ ᑭᐅᔪᓐᓇᖅᑦᑕᕐᑯᓪᓗᒋᑦ ᓈᓴᐅᑎᓕᐊᖑᓯᒪᔪᓂᒃ. ᑐᑭᓯᐅᒪᓂᕐᒥᒍᑦ ᐱᒻᒪᕆᐊᓖᓂᖓᓂᒃ ᓄᓇᓕᓂᑦ ᑭᐅᔪᖅᑐᑦ ᐅᓂᒃᑳ

3. ᐱᓕᕆᔾᔪᓯᒋᔭᐅᔪᑦ ᐊᑐᓕᖅᑎᑕᐅᓂᖏᓪᓗ

ᒪᓕᒋᐊᓖᑦ ᖃᐅᔨᓴᕐᓂᕐᒥ ᓇᓗᓇᐃᓕᓯᒪᓚᐅᖅᑐᑦ ᐅᑯᓇᖕᒐᑦ ᖃᐅᔨᓴᐅᑎᖃᕐᓂᕐᒥᒃ, ᐱᓕᕆᔾᔪᓯᐅᒐᔭᖅᑐᒥᓪᓗ, ᓴᓇᒪᓂᑦᓴᖓᓂᓪᓗ ᐊᒻᒪ ᐅᓂᒃᑳᓕᐅᕆᕝᕕᓂᕐᒥᒃ:

> *“ᖃᐅᔨᓴᕐᓂᖅ ᐱᓕᕆᐊᖑᕐᓂᐊᖅᐳᖅ ᐊᑐᓪᓗᐊᑦᑐᓗᑎᒃ ᐅᓪᓗᖅᓯᐅᑎᑎᒍᑦ ᑎᑎᕋᐃᐅᕝᕙᓂᒃ ᐊᖑᓇᓱᐸᑦᑐᓄᑦ ᖃᐅᑕᒫᑦ ᐆᒪᔪᖅᑕᐅᕝᕙᓂᒫᓂᒃ. ᑎᑎᕋᖅᓯᒪᔪᑦ ᐸᐸᑕᐅᕝᕙᓂᐊᖅᐳᑦ ᐅᓪᓗᖅᓯᐅᑎᓂ ᑐᓂᔭᐅᕝᕙᓪᓗᑎᒃ ᓄᓇᓕᓐᓂ ᐊᐱᖅᓯᖅᑎᐅᑉ. ᓄᓇᓕᓐᓂ ᐊᐱᖅᓯᖅᑎᑦ ᐊᐱᖅᓯᐸᕝᕙᓂᐊᖅᐳᑦ ᑭᐅᕝᕙᓂᒃ, ᐊᒻᒪᓗ ᑐᑭᓕᐅᕆᕝᕙᓪᓗᑎᑦ ᐊᓪᓚᐸᓪᓗᑎᓪᓗ ᐆᒪᔪᖅᑕᐅᔪᒥᓂᕐᓄᑦ ᑎᑎᕋᖅᑕᐅᓯᒪᔪᐃᑦ ᑕᑕᑎᕐᖃᓄᑦ ᐱᓕᕆᐊᖑᕐᓂᐊᖅᐳᒪᑕ. ᓴᖅᑭᑕᐅᔪᑦ ᖃᐅᔨᓴᕐᓂᕐᒥ ᐅᓂᒃᑳᓕᐊᖑᕐᓂᐊᖅᐳᑦ ᐊᒻᒪᓗ ᓄᓇᒋᔭᐅᔪᖅ ᒪᓕᓪᓗᒍ ᑕᑯᑎᑦᓯᒍᑕᐅᓗᑎᒃ. ᐱᓗᐊᖅᑐᒥᒃ, ᐊᔪᖕᓇᖏᑦᑕᕐᖓᑦ, ᓇᒥᓪᓚᑦᑖᖅ ᐆᒪᔪᖅᑕᐅᔪᒥᓂᑦ ᑎᑎᖅᑕᐅᕝᕙᓂᐊᖅᐳᑦ. ᖃᐅᔨᓴᕐᓂᒃᑯᑦ ᓄᐊᑕᐅᕝᕙᓪᓕᐊᓂᐊᖅᐳᑦ ᑐᓴᕐᓴᐃᑦ ᓇᓕᐊᕝᕙᓪᓚᑦᑖᖅ ᓄᓇᓕᒻᒥᑦ ᓇᓗᓇᐃᖅᑕᐅᓯᒪᔪᒥ ᓄᓇᒥ ᐊᑯᓂᐅᑎᒋᓂᕐᓴᖓ ᖃᐅᔨᓴᕐᓂᖅ ᒪᓕᓪᓗᒍ.” (ᓄᓇᑖᕈᑎᓂ, 1993L ᐃᓚᖓ 5-5).

ᐅᕙᓂ ᓈᓴᐅᑎᒥ ᓇᓗᓇᐃᔭᖅᑕᐅᓯᒪᔪᑦ ᐱᓕᕆᔾᔪᓯᐅᓇᓱᑦᑐᑦ ᖃᐅᔨᓴᕐᓂᕐᒧᑦ ᐱᓕᕆᐊᖑᓂᖓᓂ. ᐃᓚᖓ 5-5 ᓄᓇᑖᕈᑎᓂ ᐊᐃᕙᔾᔪᑕᐅᓚᐅᖅᓯᒪᒻᒪᑦ 1980ᖏᑦ ᐱᒋᐊᓖᔅᓴᖅᑎᓪᓗᒋᑦ ᐊᒻᒪᓗ ᓇᓗᓇᐃᖅᑕᐅᓯᒪᓪᓗᑎᒃ ᐊᖏᕈᑎᑦ ᑭᖑᓪᓕᔾᔪᖅᓯᐅᑎᖏᓐᓂ 1993ᒥ. ᑕᐃᒪᓐᖓᓂᑦ ᐊᔾᔨᒌᓪᓗ ᐃᓕᔾᔪᑦᓕᕈᑎᖃᖅᓯᒪᔪᑦ ᖃᓄᖅ ᐃᓗᐊᓛᒥᒃ ᐱᓕᕆᐊᖃᕈᓐᓇᕆᐊᖏᓐᓂᒃ ᓯᕗᓂᐊᒍᑦ ᓄᓇᖃᖅᑳᖅᑐᓄᑦ ᖃᐅᔨᓴᕈᑎᐅᖃᑦᑕᖅᑐᕕᓂᕐᓂᒃ ᖃᐅᔨᓴᕈᑎᐅᖃᑦᑕᓴᐃᓐᖅᑐᓂᓪᓗ ᓄᓇᕗᒻᒥ ᖃᐅᔨᓴᕐᓂᖅ ᐱᒋᐊᓖᐅᖅᑎᓐᓇᒍ ᑭᖑᓂᐊᒍᓪᓗ ᐊᒻᒪ ᐅᑭᐅᓂ 10ᓂᒃ ᐱᓕᕆᐊᖑᓂᖓᓂ. ᑕᒪᒃᑯᐊ ᐱᕙᓪᓕᐊᓂᐅᓯᒪᔪᑦ ᐋᖅᑭᒍᑕᐅᓯᒪᓪᓗᐊᖅᑐᑦ ᓄᓇᕗᒻᒥ ᖃᐅᔨᓴᕐᓂᕐᒧᑦ ᐱᓕᕆᔾᔪᓯᐅᓯᒪᔪᓂᒃ ᐊᒻᒪᓗ ᐱᓗᐊᖅᑐᒍ ᐊᑐᓕᖅᑎᑕᐅᓂᖏᓐᓂᒃ.

3.1 ᖃᐅᔨᓴᕐᓂᐅᔪᑦ ᐊᑯᓂᐅᑎᒋᓂᖏᓪᓗ

ᓄᓇᑖᕈᑎᑦ ᓇᓗᓇᐃᓕᓯᒪᔪᑦ ᑕᒪᓐᓇ ᖃᐅᔨᓴᕐᓂᖅ ᐊᑐᖅᑕᐅᓴᔭᕐᓗᒍ ᓄᓇᕗᒻᒥ ᓄᓇᑖᕈᑕᐅᓯᒪᔪᓪᓚᒥ (ᓇᓕᖅᑲᓂ 2) ᐅᑭᐅᓄᑦ ᑕᓪᓕᒪᓄᑦ. ᓄᓇᕗᒻᒥ ᓄᓇᑖᕈᑎᐅᓯᒪᔪᖅ ᓄᓇᑐᓂᖅᑲᖅᑐᖅ 1,900,000 km² ᒥᑦᓴᓂ, ᐊᒻᒪᓗ ᐱᖓᓱᐃᓕᖓᑎᑕᐅᓪᓗᓂ ᐊᕕᑦᑐᖅᓯᒪᔪᓂ: ᕿᑭᖅᑖᓗᒃ, ᕿᑎᕐᒥᐅᑦ, ᐊᒻᒪ ᑭᕙᓪᓕᖅ. ᓄᓇᕗᒻᒥ ᓂᕐᔪᑎᑦ ᐆᒪᔪᖅᑕᐅᕝᕙᓪᓗᓂᒃ ᖃᐅᔨᓴᕐᓂᖃᕐᓂᖓᓂ, 28ᖑᓚᐅᖅᑐᑦ ᓄᓇᓖᑦ ᐱᖓᓱᓂ ᐊᕕᒃᑐᖅᓯᒪᔪᓂᒃ (ᓇᓗᓇᐃᓇᐊᕈᑎᓂ 1). ᓇᓂᓯᕕᒃ ᕐᑯᔭᖅᑕᐅᓯᓚᐅᕐᓂᖓᓄᑦ ᒪᑐᔭᐅᓕᕐᒪᑦ ᐅᔭᕋᑦᑕᓇᐊᕐᕕᖓ, ᐊᓪᓚᑕᐅᕙᓪᓕᐅᖅᑐᒥᓃᑦ ᓇᓂᓯᕕᖕᒥ ᐃᓚᓕᐅᑎᔭᐅᑐᐃᓐᓇᖅᓯᒪᔪᑦ ᐃᕐᐱᐊᕐᔪᒃᒧᑦ. ᐅᑯᓇᓂ ᓈᓴᐅᑎᒥ, ᐱᐅᓯᐅᔭᓇᐊᓐᓂᒃ ᖃᐅᔨᓴᕐᓂᕐᒧᑦ ᐱᒍᑎᖃᖅᑐᑦ, ᓇᓗᓇᐃᕈᑎᖃᖅᑐᑦ 28ᖑᓚᔪᓂᒃ ᓄᓇᓕᓐᓂᒃ. ᑭᓯᐊᓂ ᓈᓴᐅᑎᓃᑦᑐᑦ 4ᒥ (ᓴᖅᑭᑕᐅᔪᑦ) ᓇᓗᓇᐃᖃᖃᑐᐃᓐᓇᖅᑐᑦ 27ᖑᓚᔪᓂᒃ ᓄᓇᓕᓐᓂᒃ. ᐊᖑᓇᓱᒃᑏᑦ ᓄᓇᓕᕐᓛᒥᐅᑕᑦ ᐊᑎᓕᐅᖅᑕᐅᓯᒪᓚᐅᖅᑐᑦ ᓄᓇᓕᒻᒧᑦ ᖃᓂᒋᓛᒥᓄᑦ ᖃᓪᓗᓂᐊᖃᕈᑎᕐᓂᑕᒥᓐᓄᑦ ᓄᓇᒋᒃᑲᐃᓐᓇᑦᑕᒥᓄᓪᓗᓐᓂᑦ ᐅᑭᐅᑉ ᐃᓚᖓᓂ. ᑐᓴᕐᓴᐃᑦ ᓇᕝᕙᖅᑕᐅᕝᕙᓚᐅᖅᑐᑦ ᑖᒃᑯᓇᖓᑦ ᐃᓄᖕᓂᑦ ᐆᕝᕙᕈᑎᑎᒍᑦ ᐅᕝᕙᓗ ᐅᑎᖅᓯᒪᓕᕐᖓᑕ ᓄᓇᓕᒻᒧᑦ.

ᓄᓇᕗᒻᒥ ᓄᓇᑖᕈᑎᐅᓯᒪᔪᒥ ᐃᓄᒋᐊᑦᑎᒋᓚᐅᖅᑐᖅ 27,000ᓂᒃ, 85% ᐃᓈᓂᕐᖅᑐᑎᒃ. ᓇᓗᓇᐃᓇᐊᕈᑎᓂ 1 ᑕᑯᑎᑦᓯᔪᑦ ᐃᓄᐃᑦ ᐃᓄᒋᐊᒃᑎᒋᓂᖏᓐᓂᒃ ᐊᑐᓂ 28ᖑᓚᔪᓂᒃ ᓄᓇᓕᓐᓂ, 1999 ᑎᒋᑦᑐᒍ, ᖃᐅᔨᓴᕐᓂᖅ ᕿᑎᐊᓃᓕᖅᑎᓪᓗᒍ (ᓄᓇᕗᑦ ᒐᕙᒪᒃᑯᑦ, 2002).

ᐊᓪᓚᑕᐅᔪᑦᓴᓂᒃ ᓄᐊᑦᑎᓇᕙᓪᓕᐊᓯᓚᐅᖅᑐᑦ ᔪᓚᐃ 1996ᒥᑦ ᑲᔪᓯᓐᓇᖅᑐᓂ ᔫᓂ 2001ᒧᑦ. ᐃᓚᖏᓐᓂ ᓄᓇᓕᓐᓂ ᑭᖑᓪᓕᖅᓯᒪᔪᖃᐅᓚᐅᕐᒥᔪᖅ ᑎᒍᒥᐊᖅᑕᐅᑦᓴᐃᓐᓇ-ᕈᓐᓇᖅᐸᓚᐅᖏᒻᒪᑕ ᐳᓚᕋᖅᑏᑦ ᐊᒻᒪᓗ ᐃᓚᐅᑎᑦᓯᓇᓱᒋᐊᑦᓴᖅ ᐊᒃᓯᕈᕐᓇᓪᓗᓂ ᐊᖑᓇᓱᑦᑎᓂᒃ. ᑕᒪᒃᑯᐊ ᐊᓂᒍᖅᑕᐅᔪᓐᓇᓚᐅᖅᑐᑦ ᐊᑯᓂᐅᓐᖏᑦᑐᖅ (ᓈᓴᐅᑎᓂ 3.7), ᑭᓯᐊᓂᑦᑕᐅᖅ ᓄᓇᕗᒻᒥ ᐆᒪᔪᓕᓇᔾᔪᐊᒃᑯᑦ ᐃᓱᒪᓕᐅᓕᓚᐅᕐᒥᔪᑦ (ᐃᑲᔪᖅᓯᑕᐅᓪᓗᑎᒃ ᓄᓇᕗᒻᒥ ᐊᑐᓕᖅᑎᑕᐅᔪᒃᓴᓄᑦ ᑲᑎᒪᔨᖏᓐᓄᑦ) ᖃᐅᔨᓴᕐᓂᐅᑉ ᐊᑯᓂᐅᑎᒋᓂᖓ ᓄᓇᕗᓪᓕᒥ ᐱᒋᐊᕐᕕᖕᖓᓂᒃ ᔫᓂ 1, 1996ᒥᑦ ᒪᐃ 31, 2001ᒧᑦ, ᓄᓇᓖᑦ ᐃᓚᖏᓐᓂ ᖃᐅᔨᓴᕐᓂᖅ ᐅᑭᐅᑦ ᑕᓪᓕᒪᐅᖏᐊᕐᔪᑦᑐᑦ ᐱᒍᑕᐅᓕᖅᑐᓂ, ᐊᑕᐅᓯᒃᑰᕐᑐᐃᓐᓇᖏᓪᓗᑎᒃ ᖃᐅᔨᓴᕐᓂᐅᔪᐃᑦ ᓄᓇᕗᒻᒥ ᐊᑐᓂᑦ. ᓄᐊᑕᐅᓯᒪᔪᑦ ᐃᖃᓗᖕᓂ ᐊᒻᒪᓗ ᑭᖑᖓᓂ ᐊᐅᒃᒍᓯ 1997 ᓯᕗᓂᐊᒍᑦ ᓱᓕᔪᓇᓇᔭᐅᓚᐅᖏᑦᑐᑦ ᐊᑐᖅᑕᐅᒐᑎᓪᓗ. ᑲᖏᖅᓱᓂᕐᒥᓪᓗ ᐊᑲᐅᖏᓗᑕᖃᓚᐅᕐᒥᔪᑦ ᓄᐊᑦᑎᕙᓪᓕᐊᓯᒪᑎᓪᓗᒋᑦ ᐊᓯᐅᔨᓯᒪᓚᐅᕐᒪᑕ ᐊᓪᓚᑕᐅᔪᒥᓂᕐᓂᒃ ᔫᓂ 1996ᒧᑦ ᐊᒻᒪᓗ ᐱᓯᒪᔪᓄᑦ ᓱᑎᐱᓇ 1997ᒥᑦ ᕕᐳᐊᓇ 1998ᒧᑦ. ᓴᖅᑭᑕᐅᔪᑦ ᑕᖅᑭᓄᑦ ᐊᓯᐅᔨᔭᒥᓂᕐᓄᑦ ᒪᓕᑐᐃᓐᓇᓚᐅᖅᑐᑦ ᐅᑭᐅᓄᑦ ᑎᓴᒪᓄᑦ ᓴᖅᑭᑕᐅᔪᒥᓂᕐᓄᑦ ᑕᑯᑎᑦᓯᒍᑕᐅᕐᓂᓪᓗᒋᑦ ᑲᑎᑕᐅᔪᓂᒃ ᐊᕐᕌᒍᑕᒫᖅᓯᐅᑎᓂᒃ.[3]

[3] ᓇᓗᓇᐃᔭᖅᓯᒪᔪᑦ ᐱᖃᓯᐅᑎᓯᒪᔪᑦ ᓈᓴᐅᑎᓂ 6: ᓄᓇᕗᓐᓂᑦ ᓴᖅᑭᑕᐅᔪᓂᒃ ᐅᖃᖃᑎᒌᓐᓂᑦ ᐊᑐᐊᔭᐅᔪᓄᑦ ᓄᓇᕗᓐᓂᑦ.

ᑕᑯᔭᒃᓴᓂ 2: ᓄᓇᕗᒻᒥ ᓄᓇᑖᕈᑎᐅᔫᑦ ᐃᓗᐊᓂ: ᐊᕙᑦᑐᖅᓯᒪᔪᖏᑦ ᓄᓇᓕᖏᑦᓗ

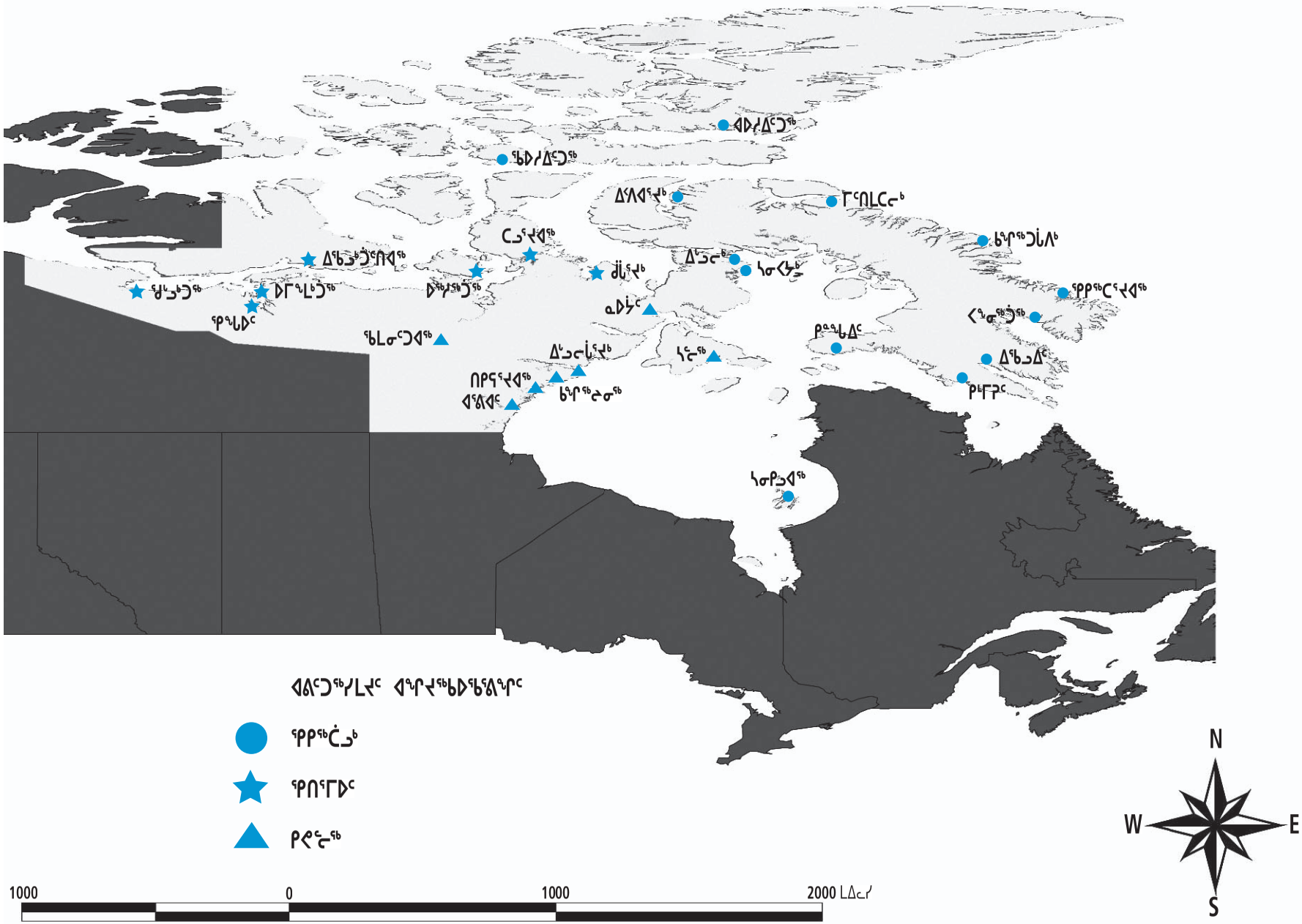
ᐊᐅᓯᐃᑦᑐᖅ
ᖃᐅᓯᐃᑦᑐᖅ
ᐃᖁᐊᖁᔪᒃ
ᒥᑦᑎᒪᑕᓕᒃ
ᑲᖏᖅᑐᒫᐱᒃ
ᐃᖃᓗᒃᑑᑦᑎᐊᖅ
ᑕᓗᑦᔪᐊᖅ
ᐃᖃᓗᓕᒃ
ᓴᓂᐸᔭᒃ
ᓄᓇᕗᒻᒥ
ᓴᓂᕗᒃᑐᖅ
ᓄᓇᕗᒻᒥᑦᑕᑦᔪᐊᖅ
ᐊᓂᖅᑐᖅ
ᑕᓗᑦᔪᐊᖅ
ᐃᖃᓗᓕᒃ
ᓴᓂᕗᒃᑐᖅ
ᓄᓇᕗᒻᒥᑦᑐᖅ
ᐃᖃᓗᒃᑑᑦᑎᐊᖅ

ᓇᓕᖅᑲᖅ 1: ᓄᓇᕗᑦ ᐃᓄᒋᐊᑦᑎᒋᓂᖓ

ᓄᓇᓕᑦ	ᐃᓄᐃᑦ ᐃᓄᒋᐊᓐᓂᖏᑦ*	
ᕿᑭᖅᑖᓗᒃ		
	ᐃᑉᐱᐊᕐᔪᒃ	627
	ᑭᓐᖓᐃᑦ	1,130
	ᑲᖏᖅᑐᒫᐱᒃ	737
	ᐊᐅᓯᐃᑦᑐᖅ	145
	ᓴᓂᕋᔭᒃ	585
	ᐃᒡᓗᓕᒃ	1,246
	ᐃᖃᓗᐃᑦ	2,956
	ᑭᒻᒥᕈᑦ	408
	ᓇᓂᓯᕕᒃ	23
	ᐸᖕᓂᖅᑑᖅ	1,354
	ᒥᑦᑎᒪᑕᓕᒃ	1,240
	ᕿᑭᖅᑕᕐᔪᐊᖅ	508
	ᖃᐅᓯᐃᑦᑐᖅ	174
	ᓴᓂᑭᓗᐊᖅ	631
ᕿᑎᕐᒥᐅᑦ		
	ᕿᓐᖓᐅᑦ	16
	ᐃᖃᓗᒃᑑᑦᓯᐊᖅ	1,110
	ᐅᖅᓯᖅᑑᖅ	920
	ᑰᒐᕐᔪᒃ	549
	ᖁᒡᓗᒃᑐᖅ	1,210
	ᑕᓗᕐᔪᐊᖅ	714
	ᐅᒥᖓᒃᑑᖅ	47
ᑭᑭᕐᓕᖅ		
	ᐊᖕᖕᐊᑦ	1,568
	ᖃᒪᓂᑦᑐᐊᖅ	1,349
	ᐃᒡᓗᓕᒫᕐᔪᒃ	335
	ᓴᕐᓕᖅ	775
	ᑲᖏᖅᓱᓂᖅ	1,730
	ᓇᐅᔫᑦ	567
	ᑎᑭᕋᕐᔪᐊᖅ	293
ᓄᓇᕗᒻᒥᐅᑦ ᑲᑎᑦᑐᒋᑦ		22,947

* ᐃᓄᒋᐊᓐᓂᖏᑕ ᖃᑦᑎᐅᓂᖏᑦ 1999ᒧᑦ ᓴᖅᑭᑕᐅᓯᒪᔪᑦ ᕿᒥᕐᕈᔨᓄᑦ ᓈᓴᐃᔨᓄᑦᓗ, ᒐᕙᒪᓕᓇᔨᖑᕐ, ᓄᓇᕗᑦ ᒐᕙᒪᖑᕐ (2002).

3.2 ᑐᑭᒋᔭᐅᑎᑕᐅᔪᖅ ᐆᒪᔪᕋᓱᓐᓂᖅ

ᖃᐅᔨᓴᕐᓂᖅ ᐃᓂᓪᓚᒪᓂᖃᓚᐅᖅᑐᖅ ᑎᑎᖅᑕᐅᕙᓪᓕᐊᕐᓂᓪᓗᒋᑦ ᐳᐃᔨᓕᒫᑦ ᖃᑦᓯᐅᑎᒋᓂᖏᓐᓂᒃ, ᑎᒻᒥᐊᓪᓗ (ᒪᓐᓂᖏᓪᓗ), ᐃᖃᓗᐃᑦ, ᐊᒻᒪᓗ ᓴᐅᓂᓖᑦ ᐃᖅᑲᕐᒥᐅᑕᑦ, ᓂᕿᒃᓴᓇᔭᐅᕙᑦᑐᑦ. ᓂᕐᔪᑎᑦ ᓇᓕᖅᑲᖏᑦ ᐊᑐᓂ ᐊᕕᑦᑐᖅᓯᒪᔪᓂ ᐱᒋᐊᓐᖓᐅᑕᐅᓪᓗᑎᒃ ᐊᖅᑭᑦᑕᐅᓚᐅᖅᓯᒪᔪᑦ, ᑭᓯᐊᓂᑦᑕᐅᖅ ᐅᓂᒃᑳᓚᐊᖑᓯᒪᔪᑦ ᐊᓯᖏᓐᓂᒃ ᓂᕐᔪᑎᐅᔪᓂᒃ ᑎᑎᖃᓯᐅᔭᐅᓚᐅᖅᐸᓚᐅᖅᑐᑦ. ᓇᓕᖅᑲᓃᖃᓯᐅᑎᓚᐅᖅᑐᑦ ᓂᕐᔪᑎᑦ ᓲᕐᓗ ᓇᓄᐃᑦ,[4] ᑑᒐᓕᑦ, ᕿᓚᓗᒐᐃᑦ ᐊᒻᒪᓗ ᐊᐃᕕᑦ, ᐆᒪᔪᖅᑕᐅᓐᓂᖏᑦ ᐃᒻᒥᒍᑦ ᑎᑎᖅᑕᐅᑦᑐᑦ ᑰᑕᓕᐊᖑᓯᒪᔪᑎᒍᑦ ᓂᕕᖓᑖᑎᒍᓪᓗᓐᓂᑦ. ᐊᔭᐅᖅᑐᐃᔨᑦ ᑲᑎᒪᔨᕋᓛᑦ ᐃᓱᒪᒃᓴᖅᓯᐅᓚᐅᖅᑐᑦ ᑕᒪᒃᑯᐊ ᐃᒻᒥᑰᖅᑐᑦ ᑎᑎᖅᑕᐅᑦᑐᑦ ᖃᐅᔨᒪᔪᑎᑦᓴᐅᒐᔭᕐᓂᖏᓐᓂᒃ ᓱᓕᔪᕐᓇᖅᑎᒋᓂᖏᑕ ᖃᐅᔨᓴᕐᓂᕐᒥᑦ ᓴᖅᑭᑕᐅᔪᒥᓃᑦ.

[4] ᐳᓚᕋᖅᑏᑦ ᑎᓕᔭᐅᓯᒪᓚᐅᖅᑐᑦ ᓇᕝᕝᕐᓇᑦ ᑎᑎᖅᑕᐅᓯᒪᔪᓂᒃ ᓇᓄᐃᑦ ᒥᑦᓴᓗᑦ ᐅᑭᐅᑦ ᓱᕐᓕᖅᑳᕐᖓᓂ, ᑕᐃᒪᐃᓚᐅᕐᓗᐊᖅᑎᑦᓗᒋᑦ ᕿᑎᕐᒥᐅᓂ ᑕᐃᑦᓯᒪᓂ ᐅᑭᐅᖅᖓᓂ.

ᓇᓕᖅᑲᖅ 2: ᓂᕐᔪᑏᑦ ᑎᑎᖅᓯᒪᔪᑦ

ᐊᑎᓇᔭᐅᒐᔪᒃᑐᑦ			ᖃᐅᔨᓴᖅᑎᓄᑦ ᐊᑦᑎᖅᑕᐅᓯᖏᑦ	ᓄᐊᑕᐅᒃᑲᓐᓂᖅᑐᑦ ᐊᓯᖏᑦ
ᑑᒪᔪᐸᐅᔭᐃᑦ	ᑐᒃᑐᑦ	ᓄᓇᕕᒻᒥ ᑐᒃᑐᐃᑦ	*Rangifer tarandus groenlandicus*	ᓇ, ᐊ, ᐅ
		ᖁᑦᓯᑦᑑᐸ ᑐᑦᑐᖏᑦ	*Rangifer tarandus pearyi*	ᓇ, ᐊ, ᐅ
		ᑐᒃᑑᔭᐃᑦᑲ	*Rangifer tarandus tarandus*	ᓇ, ᐊ, ᐅ
		ᕿᑭᖅᑕᐃᑦ ᑐᒃᑐᖏᑦ	*Rangifer tarandus groenlandicus*	ᓇ, ᐊ, ᐅ
			Rangifer tarandus pearyi	
	ᐅᒥᖕᒪᐃᑦ		*Ovibos moschatus*	ᓇ, ᐊ
	ᑐᒃᑐᐹᒃ		*Alces alces*	
	ᓇᓄᖅ		*Ursus maritimus*	ᓇ, ᐊ
	ᐊᒃᑕᐃᑦ ᓇᐹᖅᑐᖏᖏᑦᑐᒥᑦᑐᑦ		*Ursus acrtos*	
	ᐊᒃᑕᐃᑦ ᕿᓐᓂᖅᑐᑦ		*Ursus americanus*	
ᒥᖅᑯᓕᑦ	ᐊᒪᕈᑦ		*Canis lupus*	
	ᑎᓇᒐᓂᐊᑦ	ᖃᑯᖅᑎᑦᓗᒋᑦ	*Alopex lagopus*	
		ᖃᑯᖅᑎᓐᓇᒋᑦ		
	ᑎᓇᒐᓂᐊᖅᐸᐃᑦ	ᐊᐅᐸᖅᑐᑦ	*Vulpes vulpes*	
		ᕿᓐᓈᖕᒐᔪᑦ		
		ᐊᑯᓕᓈᑦᑐᑦ		
		ᕿᕐᓂᖅᑐ		
	ᐊᕕᓐᖕᒐᕐᔪᐊᑦ		*Ondatra zibethicus*	
	ᖃᓐᕕᑦ		*Gulo gulo*	
	ᐱᖅᑐᖅᓯᕋᖅ		*Lynx canadensis*	
ᓂᕐᔪᑎᑦ ᒥᑭᓐᓂᖅᓴᑦ	ᐅᑲᓖᑦ		*Lepus arcticus*	
	ᓯᒃᓯᒃ		*Spermophilus parryii*	
ᐳᐃᓗᑦ	ᓯᖅᑯᓖᑦ	ᓇᑦᑏᑦ	*Pusa hispida*	
		ᐅᒃᔪᑦ	*Erignathus barbatus*	
		ᖃᐃᕈᓖᑦ	*Pagophilus groenlandicus*	
		ᖃᓯᒋᐊᑦ	*Phoca vitulina*	
		ᓇᑦᓯᕐᐃᑦ	*Cystophora cristata*	
	ᐊᐃᕕᑦ		*Odobenus rosmarus*	ᓇ, ᐊ
	ᓴᖅᐱᓖᑦ	ᐊᑦᓚᓐᖑᐊᑦ	*Monodon monoceros*	ᓇ, ᐊ
		ᕿᓚᓗᒐᐃᑦ	*Delphinapterus leucas*	ᓇ, ᐊ
		ᐊᕐᕕᑦ	*Balaena mysticetus*	

ᐊᑎᓇᔭᐅᒐᔪᒃᑐᑦ			ᖃᐅᔨᓴᖅᑎᓄᑦ ᐊᑦᑎᖅᑕᐅᓯᖏᑦ	ᓄᐊᑕᐅᒃᑲᓐᓂᖅᑐᑦ ᐊᓯᖏᑦ
ᐃᒪᒥᐅᑕᑦ ᑎᒻᒥᐊᑦ	ᓂᕐᓗᑦ	ᑲᖑᐃᑦ	*Chen caerulescens*	
		ᓂᕐᓗᑦ ᐅᓗᐊᒍᑦᓗᑦ	*Branta canadensis*	
		ᖃᕋᕐᔪᐃᑦ	*Chen rossii*	
		ᓂᕐᓗᑦ	*Anser albifrons*	
	ᒥᑏᑦ	ᕿᖓᓗᑦ	*Somateria spectabilis*	ᓇ, ᐊ
		ᒥᑏᑦ	*Somateria mollissima*	ᓇ, ᐊ
		ᐊᒃᒋᐊᕐᔪᐃᑦ	*Clangula hyemalis*	
		ᖁᒻᒧᐊᔫᑦ	*Anas acuta*	
		ᒥᑎᓛᑦ	*Anas platyrhynchos*	
	ᖁᔾᔪᐃᑦ		*Cygnus columbianus*	
	ᐸᐃᑦ		*Mergus merganser*	
	ᑲᔾᔨᖅᑑᑦ		*Mergus serrator*	
	ᐊᖏᓂᖅᓴᑦ ᒥᑏᑦ ᐊᐃᑉᐸᖏᑦ		*Aythya marila*	
	ᒥᑭᓂᖅᓴᑦ ᒥᑏᑦ ᐊᐃᑉᐸᖏᑦ		*Aythya affinis*	
	ᐱᑦᓯᐅᓛᖅᐸᑦ		*Melanitta nigra*	
	ᖃᑯᖅᑕᓕᒃ ᐃᓴᒋᐊ ᐱᑦᓯᐅᓛᖅᐸᑦ		*Melanitta fusca*	
	ᓯᔾᔭᑐᖅᑐᒥ ᐱᑦᓯᐅᓛᖅᐸᑦ		*Melanitta perspicillata*	
ᐊᓯᖏᑦ ᑎᒻᒥᐊᑦ	ᑑᑦᓗᑦ	ᑑᑦᓗᑦ	*Gavia immer*	
		ᑲᒡᓗᓗᑦ	*Gavia arctica*	
		ᖃᖅᓴᐅᑦ	*Gavia stellata*	
		ᑑᒡᓕᒡᔪᐊᑦ	*Gavia adamsii*	
	ᐱᑦᓯᐅᓛᑦ		*Cepphus grylle*	
	ᐊᑉᐸᐃᑦ		*Uria lomvia*	
	ᐊᕿᒡᒋᑦ		*Lagopus lagopus*	
			Lagopus mutus	
	ᑕᑎᒐᕐᔪᐊᑦ		*Grus canadensis*	
	ᐅᑦᐱᔾᔪᐊᑦ		*Nyctea scandiaca*	
ᒪᓐᓃᑦ	ᓂᕐᓗᑦ ᒪᓂᖏᑦ	ᑲᖑᐃ ᒪᓂᖏ		
		ᓂᕐᓗᑦ ᐅᓗᐊᒍᑦᓗᑦ ᒪᓂᖏᑦ		
		ᖃᕋᕐᔪᐃᑦ ᒪᓂᖏᑦ		
		ᓇᕐᓕᕐᓇᐃᑦ ᒪᓂᖏᑦ		
		ᓂᕐᓗᑦ ᒪᓂᖏᑦ		
	ᒥᑏᑦ ᒪᓂᖏᑦ	ᕿᖓᓗᑦ ᒪᓂᖏᑦ		ᓇ
		ᒥᑏᑦ ᒪᓂᖏᑦ		ᓇ
	ᖁᔾᔪᐃᑦ ᒪᓂᖏᑦ			
	ᐃᒥᖅᑯᑕᐃᓚᐃᑦ ᒪᓂᖏᑦ			
	ᓇᐅᔭᐃᑦ ᒪᓂᖏᑦ			
	ᐊᑉᐸᐃᑦ ᒪᓂᖏᑦ			
	ᐱᑦᓯᐅᓛᑦ ᒪᓂᖏᑦ			
ᖁᓂᕈᐃᑦ	ᒥᑏᑦ ᖁᓂᕈᖏᑦ			ᓇ

ᐊᑎᓇᔭᐅᒐᔪᒃᑐᑦ		ᖃᐅᔨᓴᖅᑎᓄᑦ ᐊᑦᑎᖅᑕᐅᓯᖏᑦ	ᓄᐊᑕᐅᒃᑲᓐᓂᖅᑐᑦ ᐊᓯᖏᑦ
	ᐃᖃᓗᐃᑦ ᑎᓯᔪᖅᑐᑦ	*Salvelinus alpinus* anadromous	ᓇ
	ᐃᖃᓗᐃᑦ ᑎᓯᔪᐃᑦᑐᑦ	*Salvelinus alpinus* non-anadromous	
	ᐃᓱᕐᕋᐃᑦ	*Salvelinus namaycush*	ᓇ
	ᓯᒡᒍᓖᑦ	*Esox lucius*	
	ᓱᓗᒃᐸᐅᒐᐃᑦ	*Thymallus arcticus*	
	ᑲᕕᓯᓖᑦ	*Coregonus clupeaformis*	
	ᑎᒃᑖᓖᑦ	*Lota lota*	
	ᐅᑭᐅᑦᑕᑦᑐᒥ ᑲᕕᓯᓖᑦ	*Coregonus autumnalis*	
	ᒥᑭᓂᕐᓴᑦ ᑲᕕᓯᓖᑦ	*Coregonus sardinella*	
	ᑲᕕᓯᓕᕐᐸᐃᑦ	*Stenodus leucichthys*	
	ᐆᒐᐃᑦ	*Gadus ogac* *Boreogadus saida* *Gadus morhua*	
	ᑲᓇᔪᐃᑦ	*Myoxocephalus spp.*	
	ᖃᓕᕐᖓᑦ	*Reinhardtius hippoglossoides*	
	ᐊᒻᒧᒪᔪᑦ	*Mya spp.*	
	ᐅᕕᓗᐃᑦ	*Mytilus edulis*	

(American Ornithologists' Union, 1998; Jones et al., 1997; McClane, 1978) ᓇ = ᓇᒥ ᐆᒪᔪᖅᑕᐅᔪᒥᓂᖅ; ᐊ = ᐊᑦᓈᒃ ᐊᖑᓯᑦᓗᒃ; ᐅ = ᐅᑭᐅᖓ ᐆᒪᔪᑦ

ᓂᕐᔪᑏᑦ ᓇᓗᓇᐃᕈᑎᖏᑦ ᓇᓕᖏᓐᓃᑉᐸᓚᐅᖅᑐᑦ ᐳᐃᔨᓄᑦ, ᑎᒻᒥᐊᓄᑦ, ᐊᒻᒪ ᐸᐱᕈᓐᓄᑦ. ᐱᖃᓯᐅᑎᖏᑦᑐᒋᑦ ᐃᒻᒥᒃᑰᖓᐅᖅᑐᑦ ᑐᑦᑐᐃᑦᑦ, ᐊᒻᒪᓗ ᑕᒪᐃᓐᓂᖕᒐᑦᑐᒥᒃ ᓇᓗᓇᐃᔭᕈᑎᖃᖅᑐᑦ ᐊᕿᒻᒋᑦ, ᐆᒐᐃᑦ, ᑲᓇᔪᐃᑦ ᐊᒻᒪᓗ ᓴᐅᓂᓖᑦ ᐃᖅᑲᕐᒥᐅᑕᑦ. ᐃᓛᓐᓂᒃᑯᑦ ᓂᕐᔪᑏᑦ ᑎᑎᖅᓯᒪᔪᓐᖃᓯᐅᑎᖏᑦᑐᑦ ᐊᓪᓚᑕᐅᕙᓚᐅᖅᑐᑦ. ᑕᒪᒃᑯᐊ ᐊᓪᓚᑕᐅᖃᓯᐅᑎᕙᓚᐅᖅᑐᑦ ᓂᕐᔪᑎᐅᖃᑕᐅᔫᕐᓂᕐᒥᓄᑦ ᐊᒻᒪᓗ ᐅᖃᐅᓯᐅᓪᓗᑎᒃ ᐅᖃᐅᓯᒃᓴᐃᑦ ᓇᓕᖏᓐᓂ. ᑕᒪᒃᑯᐊ ᓇᓂᔭᐅᒐᖏᒥᒃ ᐲᔭᖅᑕᐅᕙᓚᐅᖅᑐᑦ ᐊᓪᓚᑕᐅᓯᒪᔪᓂ. ᓇᓕᖅᑲᐃᑦ ᑕᒪᒃᑯᐊ ᕿᒥᕐᕈᔭᐅᔪᓐᖅᑐᑦ ᓇᐃᓈᖅᓯᒪᔪᓂ ᓇᓕᖅᑲᒥ 3.

ᓇᓕᖅᑲᖅ 3: ᐊᓯᖏᑦ ᓂᕐᔪᑏᑦ ᐅᖃᐅᓯᐅᓯᒪᑦ ᖃᐅᔨᓴᕐᓂᖃᖅᑎᓪᓗᒍ

ᓄᓇᓖᑦ	ᓂᕐᔪᑏᑦ	ᐅᑭᐅᒥ	ᖃᑦᓯᑦ	ᐆᒪᔪᖅᑕᐅᔪᑦ
ᕿᓐᖓᒐᐅᑦ	Herring	2	16	
		3	2	
		5	3	
	Flounder	2	151	
		3	1	
ᐅᒥᖓᒪᒃᑑᖅ	Capelin	2	732	
ᓴᓂᑭᓗᐊᖅ	ᐃᕕᒐᖅ	1	1	
		2	4	
ᒥᑦᑎᒪᑕᓕᒃ	ᑎᓇᐊᖅ	5	1	

ᐆᒪᔪᖅᑕᐅᓂᕋᖅᑕᐅᕙᓚᐅᖅᑐᑦ ᐆᒪᔪᑦ ᑐᕐᕋᑕᐅᔪᑦ ᐊᓐᓇᐃᔭᐅᒐᑎᒃ. ᑕᒪᓐᓇ ᒪᓕᒃᓗᐊᑐᐃᓐᓇᖅᑐᖅ ᑐᑭᒋᔭᐅᑎᑕᐅᔪᒥᒃ "ᐆᒪᔪᖅᑕᓄᑦᑑ ᓄᓇᑖᕈᑎᓂ, ᐊᒻᒪᓗ ᐃᓗᐊᓖᒃᑯᑦ ᐊᑐᖅᑕᐅᔪᓐᓇᖅᑐᒥᒃ ᖃᐅᔨᓴᕐᓂᕐᒥ. ᐊᔭᐅᖅᑐᐃᐆᑦ ᑲᑎᒪᔨᕐᓖᑦ ᐃᓱᒪᓕᐅᓇᓚᐅᖅᑐᑦ ᓈᒻᒪᒐᔭᖏᓐᓂᖓᓂᒃ ᓄᐊᑦᓯᓇᓱᐊᑦᓴᖅ ᑐᓴᕐᖅᓴᓂᒃ ᒪᓕᒍᑎᒃ ᕿᒥᖅᑕᐅᔪᒥᓂᕐᓂᒃ ᐊᓐᓇᐃᔭᐅᓪᓗᑎᓪᓗ, ᐅᕝᕙᓗ ᑐᕐᕋᑕᐅᔪᒥᓂᕐᓂᒃ ᐊᓐᓇᑦᑕᐅᒐᑎᒃ (ᓄᓇᕗᒻᒥ ᐆᒪᔪᓕᓇᔨᕐᔪᐊᒃᑯᑦ, 1995ᐱ).

ᐆᒪᔪᖅᑕᐅᔪᒥᓃᑦ ᖃᑦᓯᐅᓂᖏᑦ ᑎᑎᖅᑕᐅᒐᔪᓚᐅᕋᓗᐊᖅᑎᓪᓗᒋᑦ ᖃᑦᓯᐅᓂᖏᑦ ᐊᓐᓇᒃᑕᐅᔪᒥᓃᑦ ᒪᓕᑦᑐᒋᑦ, ᒥᑏᑦ ᕐᓂᕈᖏᑦ ᒪᓕᑉᐸᓚᐅᖅᑐᑦ ᖃᑦᓯᐅᓂᖏᑦ ᐃᕝᕙᐃᑦ ᒪᓕᑦᑐᒋᑦ ᓄᐊᑦᑎᐃᐅᓐᓂᕐᖓᑕ (ᓇᓕᖅᑲᐃᑦ ᑕᑯᑎᑦᓯᔪᑦ ᒥᑏᑦ ᕐᓂᕈᖏᑦ ᐱᔭᐅᕙᑦᑐᒥᓃᑦ ᓇᓗᓇᐃᓇᐊᕐᕕᖅᑐᑦ ᓈᔭᐅᑎᖏᑎᒍᑦ). ᐊᖑᓇᓱᒃᑏᑦ ᐃᓛᓐᓂᒃᑯᑦ ᐅᖃᐅᓯᖅᐸᓚᐅᕐᒥᔪᑦ ᐃᖃᓗᒃᑕᒥᕐᒥᓂᒃ ᓴᐅᓂᓐᓂᓗᓐᓂᑦ ᐃᖅᑲᕐᒥᐅᑕᓂᒃ ᐅᕐᑯᒪᐃᓐᓂᖏᑎᒍᑦ ᖃᑦᓯᐅᓂᖏᑎᒎᖅᑐᖅ. ᑕᐃᒪᐃᓐᒪᑦ ᐊᓪᓚᑦᓴᓂᒃ ᓇᖅᑭᑦᑕᐃᔨ ᒥᑦᓴᐅᓯᒍᑎᐅᔪᓐᓇᖅᑐᒥᒃ ᐃᓱᒪᓕᐅᓇᕝᔪᐊᒃᑯᓐᓂᑦ. ᖃᑦᓯᐅᐸᓗᓐᖏᓐᓂᒃ ᐃᖃᓗᒃᑕᐅᔪᒥᓃᑦ.

ᐊᓪᓚᓯᒪᔪᑦ ᐊᕐᓇᕐᓂᖏᓐᓂᒃ ᐊᖑᓯᓪᓗᑎᓂᓪᓗᓐᓂᑦ ᓄᐊᑕᐅᕙᓚᐅᖅᑐᑦ ᐃᓚᖏᓐᓄᑦ ᓂᕐᔪᑎᓄᑦ (ᓇᓕᖅᑲᖅ 2). ᑕᒪᒃᑯᐊ ᓱᖅᑯᐃᒪᒋᐊᒃᑲᓐᓂᕈᑎᓯᑦ ᐅᑯᓇᓐᓂᖃᓯᐅᑎᖏᒃᑲᓗᐊᖅᑎᓪᓗᒋᑦ ᐱᔭᐅᔪᓐᓇᖅᑐᑦ ᓄᓇᕗᑦ ᐆᒪᔪᓕᓇᔨᕐᔪᐊᒃᑯᓐᓂᑦ.

ᐊᔭᐅᖅᑐᐃᐆᑦ ᑲᑎᒪᔨᕐᓖᑦ ᐃᓱᒪᓕᐅᓚᐅᖅᑐᑦ ᓯᕗᒧᒋᐊᕈᑕᐅᒋᐊᖃᕐᓂᖏᑦ ᖃᐅᔨᓴᕐᓂᒃᑯᑦ ᓴᖅᑭᑐᑦᓴᑦ ᓈᓴᖅᑕᐅᔪᓐᓇᕐᔭᕐᑯᓪᓗᒋᑦ ᖃᑦᓯᐅᔭᓇᐊᖃᕐᔭᕐᓂᖏᓐᓂᒃ ᐱᔭᐅᓪᓗᐊᑕᕈᓐᓇᖅᑐᑦ. ᓄᓇᑖᕈᑏᑦ ᓇᓗᓇᐃᒻᒪᓇᖏᒃᑲᓗᐊᖅᑎᓪᓗᒋᑦ ᖃᓄᖅ ᑐᕈᖃᕐᒪᖔᑦ ᐱᔭᐅᓪᓗᐊᑕᕈᓐᓇᖅᑐᓂᒃ, ᑲᑎᒪᔨᕐᓖᑦ ᐃᓱᒪᓕᐅᓚᐳᖅᑐᑦ ᐃᒪᒃ:

"ᐊᖑᕈᕈᑏᑦ ᐃᓗᓕᖏᑦ ᐅᖃᖅᓯᒪᖏᒻᒪᑕ ᐱᔭᐅᓪᓗᐊᑕᕈᓐᓇᖅᑐᑦ ᐱᔾᔪᑎᖃᓇᐊᖏᓐᓂᒃ ᖃᑦᓯᓂᒃ ᐆᒪᔪᖅᑕᐅᕙᖅᐸᑦᑐᓂᒃ ᓂᕈᑦᓴᒍᑦ ᐃᓕᖅᑯᓯᕐᒥᒃ ᐱᒍᑎᖃᕈᑎᓪᓗᓐᓂᑦ... ᐆᒪᔪᕐᓱᓐᓂᒍᓪᓗᓐᓂᑦ ᑲᑎᖅᓯᐃᓂᕐᒍᓗᓐᓂᑦ ᕿᓯᓐᓂᒃ, ᓱᓗᓐᓂᒃ. ᕿᒥᖅᑯᑎᒃᓴᓂᒃ, ᓴᓇᔭᑦᓴᓂᓪᓗᓐᓂᑦ ᐊᓯᐊᒍᓪᓗ ᐃᓕᑕᓇᔭᐅᓂᐊᖅᑐᑦ ᐃᓚᓕᐅᑎᔭᐅᓯᒪᓂᖏᓐᓂᒃ

[5] ᑐᒃᑐᑦᑕᐅᕙᑦᑐᑦ ᐃᖅᑯᓪᓗᖅᓯᐅᑎᓯᒪᔪᑦ ᓂᕐᔪᑎᐅᑦ ᓇᓛᓂ ᓇᓕᖅᑲᓐᑐᓂ.

"ᐱᓗᐊᑕᐅᔭᕆᐊᓕᓐᓄᑦ" ᑕᐃᒪᐃᓐᓂᑭᑎᒃ ᐊᖑᓇᓱᑦᑎᐅᑉ ᓄᓇᖓᓂ ᐅᑯᓐᓗ ᑕᐅᖅᓱᖃᑎᒌᓐᓂᐊᑭᑎᒃ ᓄᓇᓖᑦ. ᐃᓚᓕᐅᑎᔭᐅᔪᓐᓇᖏᑦᑐᖅ ᑭᓯᐊᓂ "ᐱᔭᐅᓪᓗᐊᑕᓐᓇᖅᑐᓂ" ᐆᒪᔪᖅᑕᐅᔪᐃᑦ ᓄᐊᑕᐅᔪᓪᓗᓐᑦ ᓂᐅᑭᑎᒃᓴᐅᓕᓪᓗᑎᑦ ᓂᑭᑦᓴᐅᓂᐊᓪᓗᑎᒃ ᓄᓇᕗᑦ ᓯᓚᑖᓄᑦ." (ᓄᓇᕗᑦ ᐆᒪᔪᓕᓇᔨᔪᐊᒃᑯᑦ, 1995ᐱ: 2)

ᐊᔾᔨᒋᔭᐅᓐᖏᑦᑐᑑᓚᐅᖅᑐᖅ ᒥᖅᑯᓐᓕᑦ ᐆᒪᔪᖅᑕᐅᑦᑐᑦ ᐱᖃᓯᐅᑎᔭᐅᖏᓐᓇᖅᐸᓚᐅᕐᒪᑕ. ᐱᓂᐊᕐᓂᒃᑯᑦ, ᐊᑐᓂᑦ ᐊᕕᑦᑐᖅᓯᒪᔪᐃᑦ ᐊᔾᔨᑏᓐᖏᑦᑐᓂᒃ ᐱᓕᕆᔨᓯᖃᓚᐅᖅᑐᑦ ᐊᑐᓕᖅᑎᓇᓱᒃᑐᓂᒡᔪᒃ ᑕᒪᓐᓇ ᑐᑭᒧᐊᕈᑎᐅᔪᖅ. ᕿᑭᖅᑖᓗᖏ ᑭᓛᓕᕐᒥᓗ ᐳᓚᕐᖅᑏᑦ ᑎᓕᔭᐅᓯᒪᓛᓚᐅᖅᑐᑦ ᑎᒍᓯᓛᕐᑯᓪᓗᒋᑦ ᐆᒪᔪᖅᑕᐅᔪᒥᓂᕐᓂᒃ ᓂᐅᕐᑭᑎᑦᓴᐅᓂᐊᕐᓗᑎᒃ ᐊᓪᓚᑕᐅᓛᓪᓗᑎᒃ ᑭᓯᐊᓂ ᐅᖃᐅᓯᒃᓴᐃᑦ ᓇᓕᑭᓐ. ᑕᒪᒃᑯᐊ ᐆᒪᔪᖅᑕᐅᑦᑐᑦ ᒪᑯᐊᖑᓗᐊᖅᐸᓚᐅᖅᑐᑦ ᓱᕐᓗ ᐃᖃᓗᐃᑦ ᐊᒻᒪ ᑐᑦᑐᐃᑦ ᐃᓚᖏᑦ. ᕿᑎᕐᒥᐅᓂ, ᓂᕐᔪᑏᑦ ᐱᔭᐅᓪᓗᐊᑲᓪᓚᐸᓚᐅᖅᑐᑦ ᓂᐅᕐᑭᑎᒃᓴᓄᑦ ᐅᒥᖓᐃᑦ ᑐᑦᑐᐃᓪᓗ ᑎᑎᖅᑕᐅᒐᔪᐸᐊᒐᑎᒃ, ᐃᖃᓗᐃᑦ ᓂᐅᕐᑭᑎᑦᓴᐅᓯᑦᑐᑦ ᐊᒥᓱᑎᒍᑦ ᑎᑎᖅᑕᐅᓯᑦᑐᑎᒃ. ᐊᔾᔨᑏᑦᓴᐃᓐᓇᖅᐸᖏᓐᖏᑦ ᑎᑎᖅᑕᐅᓯᑦᑐᐃᑦ ᓂᐅᕐᑭᑎᑦᓴᓕᐊᖑᓯᑦᑐᓄᑦ ᓄᓇᓐᓂ ᐊᒃᑦᑦ ᓄᓇᑦᑦ ᐃᓗᐊᓂ ᐳᓚᕐᖅᑏᑦ ᐊᔾᔨᑏᑦᐸᖏᓐᖏᓐᓄᑦ ᐱᒃᓴᓇᕐᐸᓚᐅᖅᑐᑦ ᐊᒃᑐᖅᑐᓇᐊᖏᑦ ᓂᐅᕐᑭᑎᑦᓴᐅᓯᑦᑐᐃᑦ ᓂᑭᑦᓴᑖᖑᑐᐃᓐᓇᐸᑦᑐᐃᓪᓗ ᑐᑭᒧᐊᕈᑏᑦ ᐊᑐᖅᑐᒋᑦ ᐊᖅᑭᑦᑕᐅᓯᒪᔪᑦ ᐊᔭᐅᖅᑐᐃᐅᔨᓄᑦ. ᐱᓕᕆᔨᓯᐅᓚᐅᖅᑐᑦ ᓂᐅᕐᑭᑎᑦᓴᓕᐊᖑᓯᑦᑐᓄᑦ ᐊᑎᑦᑎᓐᓂ ᓇᓗᓇᐃᔭᖅᓯᒪᔪᑦ.

ᐅᑯᐊ ᐊᓪᓚᑕᐅᓯᒪᔪᐃᑦ ᓂᐅᕐᑭᑎᑦᓴᐅᓯᑦᑐᒥᓂᑦ ᐱᔭᖅᑕᐅᓚᐅᖅᑐᑦ ᐊᓪᓚᑕᐅᓯᒪᔪᓂ:

- ᑎᑎᖅᑕᐅᓯᒪᔪᑦ ᓂᐅᕐᑭᑎᑦᓴᒍᑦ ᐆᒪᔪᕋᓱᓐᓂᐅᑦᑐᓄᑦ ᓱᕐᓗ ᐅᒥᖓᓐᓂᒃ ᐃᖃᓗᒃᑑᑦᓯᐊᕐᒥ;
- ᑎᑎᖅᓯᒪᔪᓂ ᐅᖃᐅᓯᓕᐊᒥᓂᑦ ᓇᓗᓇᐃᓇᓯᒪᓚᐅᖅᑐᑦ ᐆᒪᔪᖅᑕᒥᓂᑦ ᓂᐅᕐᑭᑎᒥᓂᐅᓂᖏᓐᓂᒃ ᐃᖃᓗᓕᓐᖃᕐᖓᑦ ᓂᑭᓕᓇᕐᖏᓗᓐᓂᑦ ᐅᑦᑕᓗ ᑊᓂᐅᕐᑭᑎᒥᓂᐅᑐᐃᓐᓇᐅᓇᖏᓐᓂᒃᑲᑦ.

ᐅᑯᐊ ᓂᐅᕐᑭᑎᑦᓴᓕᐊᖑᓚᐅᖅᑐᒥᓂᑦ ᐱᔭᖅᑕᐅᓚᐅᖅᑐᑦ ᐊᓪᓚᑕᐅᓯᒪᔪᓂᒃ ᐊᒻᒪᓗ ᐃᓚᓕᐅᑎᓯᒪᒋᓪᓗᑎᒃ ᐆᒪᔪᖅᑕᐅᔪᒥᓂᑦ ᒥᑦᓴᐅᑎᖏᓐᓂ:

- ᑎᑎᖅᑕᐅᓯᒪᔪᓕᒫᑦ ᒥᖅᑯᓐᓕᑦ ᐆᒪᔪᖅᑕᒥᓂᑦ;
- ᑎᑎᖅᑕᐅᓯᒪᔪᑦ ᐅᖃᐅᓯᒃᓴᖏᓐᓂ ᓇᓗᓇᐃᓐᓗᑎᒃ ᐆᒪᔪᖅᑕᒥᓂᖅ ᓂᐅᕐᑕᒥᓂᐅᓂᖓᓂᒃ ᓄᓇᓕᒻᒥ ᓂᑭᑦᓴᐅᓂᐊᕐᓗᓂ, ᐆᑦᑑᑎᒋᓗᒍ ᓄᓇᓖᑦ ᐊᖑᓇᓱᑦᑐᓕᓇᔨᒃᑯᖏᓐᓄᑦ ᓇᓕᐊᓐᓗᓐᓂᑦ ᓂᐅᕐᑕᕐᖃᖏᓐᓂᒃ.

ᕿᒥᕐᕈᔭᐅᒪᒥᒃ, 86ᑐᐃᓐᓇᐃᑦ ᑎᑎᖅᑕᐅᓯᒪᔪᓂ (145,000ᖓᔪᓂᑦ) ᖃᐅᔨᔭᐅᓚᐅᖅᑐᑦ ᓂᐅᕐᑕᐅᔪᒥᓂᐅᓂᖏᓐᓂᒃ. ᑕᒪᒃᑯᓐᖓᑦ 43ᑐᐃᓐᓇᐃᑦ ᒪᓕᒋᐊᓕᑦᑎᒍᑦ ᐲᖅᑕᐅᓚᓇᖅᑲᓚᐅᖅᑐᑦ ᐅᖃᐅᓯᐅᔫᕐᑐᑎᒃ ᖁᓛᓂ ᑕᑯᒃ ᐲᖅᑕᓚᐅᖅᑐᑦ ᐊᓪᓚᑕᐅᓯᒪᔪᓂ. ᓇᐃᓈᖅᓯᒪᔪᑦ ᑎᑎᖅᑕᐅᓯᒪᔪᑦ ᑕᒪᒃᑯᐊ ᕿᒥᕐᕈᔭᐅᒍᓐᓇᖅᑐᑦ ᓇᓕᖅᑲᓂ 4. ᑭᓯᐊᓂᓕ ᐅᓄᖅᑐᑦ ᐆᒪᔪᖅᑕᐅᔪᒥᓂᑦ ᑎᑎᖅᑕᐅᓚᐅᖏᒻᒪᑕ ᓂᐅᕐᑭᑎᑦᓴᐅᓂᕐᖅᑕᐅᓪᓗᑎᒃ ᐅᖃᐅᓯᒃᓴᐃᑦ ᓇᓕᖏᓐᓂ ᑕᐃᒪᐃᒻᒪᑦ ᑐᓐᖓᕕᐅᔪᓐᓇᓪᓚᓗᑦᑐᒥᒃ ᐱᑕᖃᓚᐅᖏᑦᑐᖅ ᓂᐅᕐᑭᑎᑦᓴᐅᓐᓂᕐᒪᖔᑕ ᓂᕿᑦᓴᐅᓂᕐᒪᖔᑕᓗᓐᓂᑦ. ᓈᓴᐅᑎᓐᓂᑦᑐᑦ 6ᒥ ᐃᓗᓪᖃᐅᖅᑐᑦ ᓇᓗᓇᐃᖅᓯᔪᓂᒃ ᓂᐅᕐᑭᑎᑦᓴᐅᑦᑐᓂᒃ ᓄᓇᓖᓐᓂ ᐊᑐᓂᑦ (ᑕᐃᒪᐃᑦᑕᕐᖓᑕ) ᖃᐅᔨᓴᕐᓂᖃᖅᑎᓪᓗᒍ ᐊᒻᒪ ᐅᖃᐅᓯᒃᓵᕐᔪᓐᓂᒃ ᐃᓚᓕᐅᑎᔭᐅᒐᓱᒃᓯᒪᒻᒪᖔᑕ ᐆᒪᔪᖅᑕᐅᑦᑐᒥᓂᑦ ᓇᓕᖃᖏᓐᓂ. ᑕᒪᒃᑯᐊ ᑐᓐᖓᕕᖃᓚᐅᖅᑐᑦ ᐅᖃᐅᓯᐅᑦᑐᒥᓂᕐᓂᒃ ᓄᓇᓖᑦ ᐳᓚᕐᖅᑕᐅᕐᖓᑕ, ᐊᑕᖅᓱᖅᑕᐅᑎᓪᓗᒋᓪᓗ ᐳᓚᕐᖅᑏᑦ ᐊᒻᒪᓗ ᓂᐅᕐᑭᑎᒋᔭᐅᑦᑐᒥᓂᕐᓄᑦ ᓇᓕᖃᖏᓐᓂ ᐊᓯᖏᓐᓂᓐᓇᖅᓖᖅᑐᓂᑦ.

ᐆᒪᔪᖅᑕᐅᔪᑦ ᐊᖑᓇᓱᒃᑏᑦ ᓄᓇᖏᓐᓂᑦ ᐱᓯᒪᓂᕐᖅᑕᐅᑦᑐᑦ (ᓱᕐᓗ ᐊᑎᓕᐅᕐᖃᓯᒪᔭᖓᓂᑦ ᐊᖑᓇᓱᑦᑎᐅᑉ), ᐊᖑᓇᓱᒃᑎᐅᔪᖅ ᐆᒪᔪᖅᓯᐅᓚᐅᖅᓯᒪᓐᓂᕐᓗᐊᕈᓂ ᓄᓇᓕᐅᑉ ᐊᓯᐊᑕ ᖃᓂᒋᓂᖅᓴᖓᓂ.

ᓇᓕᖅᑲᖅ 4: ᓂᐅᕐᑭᑎᒃᓴᐅᓗᑎᒃ ᐆᒪᔪᖅᑕᐅᓂᑯᑦ ᐲᔭᖅᑕᐅᓂᑯᑦ ᖃᐅᔨᓴᕐᓂᕐᒥ ᑎᑎᖅᑕᐅᓂᑯᒃ

ᓄᓇᓖᑦ	ᓂᕐᔪᑏᑦ	ᐅᑭᐅᒥ	ᖃᑦᓯᑦ ᐆᒪᔪᖅᑕᐅᔪᑦ
ᐃᕐᐱᐊᕐᔪᒃ	ᐃᖃᓗᒃ	1	185
ᐊᕐᕕᐊᑦ	ᐃᖃᓗᒃ	1	174
		2	60
ᖃᒪᓂᑦᑐᐊᖅ	ᑐᒃᑐ	1	6
ᐃᖃᓗᒃᑑᑦᓯᐊᖅ	ᐃᖃᓗᒃ	3	9075
		5	1000
	ᑐᒃᑐ	1	50
	ᐅᒥᖓᒃ	1	40
ᑲᖏᖅᑐᒫᐱᒃ	ᐃᖃᓗᒃ	4	111
ᐅᖅᓯᖅᑑᖅ	ᑐᒃᑐ	1	1
ᓴᓂᕋᒃ	ᐃᖃᓗᒃ	5	15
ᐃᖃᓗᐃᑦ	ᐃᖃᓗᒃ	4	120
ᕐᑯᓗᒃᑐᖅ	ᑐᒃᑐ	1	2
ᐸᖓᓂᖅᑑᖅ	ᐃᖃᓗᒃ	3	3075
		4	740
	ᐆᒐᖅ	3	320
	ᖃᓕᕋᓕᒃ	3	200
ᒥᑦᑎᒪᑕᓕᒃ	ᐃᖃᓗᒃ	3	134
ᑲᖏᖅᓱᓂᖅ	ᐃᖃᓗᒃ	1	310
	ᑐᒃᑐ	1	7

3.3 ᑐᑭᒋᔭᐅᑎᑕᐅᔪᖅ ᐊᖑᓂᐊᖅᑎᑦ

ᖃᐅᔨᓴᕐᕕᐅᔪᑦ ᑐᑭᖃᖅᑎᑕᐅᒋᐊᖑᓚᐅᖅᓯᒪᔪᑦ ᐃᓄᐃᑦ ᓄᓇᖃᖅᑑᔪᑦ ᓄᓇᕗᒻᒥ ᓄᓇᑖᕈᑎᐅᓯᒪᔪᑉ ᐃᓗᐊᓂᑦᑐᑦ, ᐃᓅᖏᑦᑐᓪᓗ ᐱᖃᓯᐅᑦᑐᒋᑦ ᓄᓇᕗᑦ ᓄᓇᖏᓐᓂ ᓇᓗᓇᐃᖅᑕᐅᓂᖃᕐᖓᑕ ᓄᓇᓖᓐᓂᑦ ᐆᒪᔪᕋᓱᑦᑐᒥᓂᐅᓂᖏᓐᓂᒃ ᓂᕿᒃᓴᒧᑦ ᐊᒻᒪᓗᓐᓂᑦ ᐃᓕᖅᑯᓐᖓᑦ ᐊᖑᓇᓱᒃᑎᐅᔪᖅ ᐃᓄᕐᖅᑎᐅᓂᖃᕐᖓᑕ ᓄᓇᓖᓐᓂᑦ ᐊᓯᐊᑕ ᖃᓂᒋᓂᖅᓴᖓᓂ.

ᐃᓅᖏᑦᑐᑦ ᐊᖑᓇᓱᑦᑎᑦ ᐊᖑᓇᓱᒍᓐᓇᐅᑎᒥᒃ ᑐᓂᔭᐅᕝᓂᖏᑦ ᑕᐃᒪᐃᑦᓴᐃᓐᓇᖅᐸᓚᐅᖏᑦᑐᑦ. ᕿᒥᕐᕈᔭᐅᓂᖏᓐᓂ ᖃᐅᔨᓴᕈᑎᒥᓃᑦ ᓄᓇᓃᑦ ᐆᒪᔪᓐᓂᐊᖅᑎᖏᑦ ᐆᒪᔪᓕᓇᔨᓗ ᐊᑐᐃᓐᓇᖅᑎᑦᓯᕝᕙᓚᐅᖅᑐᑦ ᒥᑦᑎᓯᖏᓐᓂᒃ ᖃᑦᓱᑦ ᐊᖑᓇᓱᑦᑎᑦ ᐊᖑᓇᓱᒍᓐᓇᐅᑎᓂᒃ ᑐᓂᔭᐅᕝᓂᖏᓐᓂᒃ ᓄᓇᓕᒻᒥᓂ ᖃᐅᔨᓴᕐᓂᖃᖅᑎᓪᓗᒍ. ᖃᑦᓱᐅᓂᖏᑦ ᑕᑯᒃᓴᐅᑎᑕᐅᔪᑦ ᓇᓕᖅᑲᓂ 10 ᐊᒻᒪᓗ ᐅᖃᐅᓯᐅᓯᓐᓇᖅᑐᑎᒃ ᓈᓴᐅᑎᒥ 6 ᓇᓕᖅᑲᓕᐊᖑᓱᒪᔪᑦ ᑭᖑᓂᑦᓯᐊᖏᓐᓂ ᓄᓇᓃᓐᑦ ᐊᑦᑐᐊᔭᐅᔪᓄᑦ. ᐊᓯᖏᑦ ᑕᒻᒪᖅᓱᒪᓂᖃᐅᖅᑐᑦ ᐊᑦᑐᐊᓂᖃᖅᑐᑦ ᐊᖑᓇᓱᑦᑎᐅᓂᕋᖅᑕᐅᔪᓄᑦ ᐅᖃᐅᓯᐅᔪᓪᓕ ᓈᓴᐅᑎᒥ 5.2.1.

3.4 ᐊᖑᓇᓱᑦᑎᐅᑉ ᐊᑎᓕᐅᖅᑕᐅᓯᒪᓂᖓ

ᖃᐅᔨᓴᕐᓂᐅᔪᒥ ᐱᔭᐅᓇᓱᑦᑐᐃᓐᓇᐅᓚᐅᖏᑦᑐᑦ ᐃᓄᐃᑦ ᐃᓄᖑᑕᐅᔪᓕᒫᒪᑦ, ᑭᓯᐊᓂ ᐊᔾᔨᒌᙱᓐᓂᖏᑦ ᐃᓄᐃᑦ ᐊᖑᓇᓱᑦᑎᐅᓂᕋᖅᑕᐅᓂᖏᑕ (ᓈᓴᐅᑎᓂ 3.3). ᑕᒪᓐᓇ ᓴᖅᑭᒃᓱᒍᑎᐅᓕᓚᐅᖅᑐᖅ "ᐊᑎᓕᐅᕐᓕᐊᑕᒥᒃ" ᐊᖑᓇᓱᑦᑎᐅᔪᓕᒫᓄᑦ ᓇᓗᓇᐃᖅᑕᐅᓂᕐᒥᒍᑦ ᐃᓂᓪᓕᖑᒐᐅᑎᐅᓂᐊᕐᓗᑎᒃ ᖃᐅᔨᓴᕐᑎᐅᑦᑦᑐᓄᑦ ᐋᖅᑭᐅᒪᒍᑕᐅᔪᒧᑦ ᖃᐅᔨᓴᕐᓂᕐᒥ. ᑕᒪᓐᓇ ᐱᖓᓱᐃᓕᖑᒍᑕᐅᓚᐅᖅᑐᖅ ᐱᑦᓯᐊᕐᓴᐅᓂᖓ. ᓯᕗᓪᓕᕐᒥ ᓇᑦᑭᕐᖃᖅᑕᐅᖅᑐᖅ ᐊᓪᓄᓕᖅᑐᑦ ᑲᖅᑯᑦ ᐱᓂᖃᖅᑐᓄᑦ ᐊᑦᑐᐊᔪᓂᒃ ᖃᐃᑦᑑᓂᖏᓐᓂᒃ, ᐅᑭᐅᖏᓂᓗ, ᐊᒻᒪ ᓄᓇᒋᔭᖏᓐᓂᒃ. ᓇᓕᖅᑲᓂᑦᑐᑦ ᐅᑯᐊᖑᓪᓗᐊᑕᓚᐅᖅᑐᑦ: ᑲᓇᑕᒥ ᓈᓴᐅᓯᓇᔨᒃᑯᑦ ᓈᓴᖅᓯᒪᔭᖏᓐᓂᑦ ᐃᓪᓗᒥᐅᖃᑎᑏᑦᑐᓂᑦ; ᐃᓄᐃᑦ ᐃᓚᒋᔭᐅᔾᔪᑎᖃᖅᑐᑦ ᒪᓕᑦᑐᒋᑦ ᓄᓇᑖᕈᑎᓃᑦᑐᑦ; ᐊᒻᒪᓗ ᐊᖑᓇᓱᒍᓐᓇᐅᑎᓐᓂᒃ ᓇᓕᖅᑲᓂᑦᑐᑦ. ᐊᐃᑉᐸᖓᓂ ᓱᖅᑯᐃᖅᓯᓇᓱᓚᐅᖅᑐᑦ ᑐᓐᖓᕕᒋᓪᓗᒋᑦ ᓄᓇᑦ ᖃᐅᔨᒪᓂᓇᔭᖏᑦ (ᐳᓚᕐᖅᑎᓂᑦ ᓄᓇᓕᓐᓂᑦ) ᓇᓕᖏᑦ ᐊᖑᓇᓱᑦᑦᑖᖅᓯᒪᒻᒪᖓᑖ ᐅᑭᐅᒥ. ᐊᖑᓇᓱᑦᑎᑦ ᐊᑐᓂᑦ ᐊᑎᖃᖃᑕᐅᔪᑦ ᑐᓂᔭᐅᕝᓂᖏᑦᑐᒥᒃ ᓇᓕᖅᑲᒥᒃ ᑎᑎᖅᑲᖃᖅᑐᒥᒃ ᓈᓴᐅᒻᒥᓪᓗ, ᑎᑎᖅᑲᖅ ᓇᓗᓇᐃᖅᓯᓂᖃᖅᑐᓂ ᓄᓇᖑᖓᓂᒃ. ᐱᖓᔪᖓᓂ ᐱᓚᑦᓕᐊᔭᐅᔪᒥ, ᐊᔾᔨᐅᖏᔾᔪᑎᒋᓪᓗᒍ ᖃᐅᔨᓴᕐᓂᕐᒧᑦ, ᐊᒡᒍᑐᖅᑕᐅᓂᓚᐅᖅᑕᖏᑦ ᐊᖑᓇᓱᒃᑏᑦ ᓇᓕᖏᑦ ᖃᑯᑎᒃᑰᖅᐸᑦᑐᓄᑦ, ᑕᒫᓚᓗᓪᓗ ᐊᒻᒪ ᐊᒃᓱᑲᓪᓗ ᐊᖑᓇᓱᐸᑦᑐᓄᑦ. ᑕᒪᓐᓇ ᐅᖃᐅᓯᐅᓯᐊᒃᑲᓐᓂᕐᒥᔪᖅ ᓈᓴᐅᑎᒥ 3.5, ᐅᖃᐅᓯᐅᓚᕿᔪᑦ ᐅᑯᓇᓂ ᐊᒡᒍᖅᑕᐅᓂᓚᖏᑦ ᐊᖑᓇᓱᒃᑏᑦ ᐱᓕᕆᖑᒍᓚᐅᕐᒪᑕ ᐊᑎᓕᐅᓇᓂᖃᖅᑎᓪᓗᒍ.

ᐳᓚᕐᖅᑏᑦ ᑲᒪᒋᔭᑦᓴᖃᖅᐸᓚᐅᖅᑐᑦ ᓇᓕᖅᑲᓂᑦᑐᐃᑦ ᓄᑖᓐᖑᓇᐊᑦᓴᐃᓐᓇᖅᐸᑦᑐᒋᑦ ᑕᖅᑭᑦᒥᑦ ᖃᐅᔨᓴᓯᒋᐊᕐᖓᑦ, ᓇᐅᑦᓯᖅᑐᒋᐊᖃᖅᐸᑦᑐᒋᑦ ᑭᒃᑯᑦ ᐃᓚᐅᓂᐊᓕᕐᓂᖏᓐᓂᒃ ᐃᓚᐅᔪᓐᓂᕐᓂᖏᓐᓂᔫᓐᓂᑦ, ᐅᑭᓐᓗ ᓄᓇᓕᐅᑉ ᐊᓯᐊᓄᑦ ᓄᑎᐸᓪᓕᐊᓕᕐᓂᕈᑎᒃ. ᐊᓯᔾᔨᖅᑐᑦ ᐊᑎᖃᕐᖃᐅᔪᒥ ᐃᒪᐃᒍᑕᐅᔪᓐᓇᐅᖅᑐᑦ ᓇᓕᐊᓐᒃ:

- ᓄᑖᑦ ᐊᑎᓕᐅᓚᑲᑖᑐᓄᑦ (ᓲᕐᓗ ᐊᖑᓇᓱᑦᑎ ᐅᑭᐅᖃᓚᑲᑖᓂ 16ᓂᒃ)
- ᐊᓯᔾᔨᓂ ᐊᓯᐊᖅᐸᓐᓂᖓ
- ᐃᓅᔪᓐᓂᖅᑐᖃᓂᓂ
- ᐊᓄᓪᓯᕐᕕᒻᒧᑦᑕᐅᔪᖃᐸᑦ
- ᓇᓕᐊᓐᓂᖅᑕᖅᑐᖃᓂ ᓄᓇᓕᐅᑉ ᐊᓯᐊᓄᑦ

ᐱᖅᑯᓯᐅᔪᑦ ᑕᒪᒃᑯᐊ ᓇᐅᑦᓯᖅᑐᖅᑕᐅᕐᓯᓪᓗᒋᑦ ᐊᓯᔾᔨᕈᑎᑦ ᐳᓚᕐᖅᑎ ᐊᓪᓚᒋᐊᖃᖅᐸᓚᐅᖅᑐᖅ ᑐᓴᕈᑎᒥᒃ ᐊᓯᔾᔨᕈᑕᐅᔪᓄᑦ ᐊᑎᓕᐅᕐᕕᑦ ᓇᓕᖅᑲᖏᓐᓂ (ᐅᐃᒍᖏᓐᓂ ᓗᑦ) ᐊᒻᒪᓗ ᐊᐅᓪᓚᖅᑎᑕᐅᓂᖏᑦ ᐊᕐᓚᕐᖃᖅᑐᓄᑦ. ᐊᕐᓚᕐᖅᑎᓗᒍ ᐊᐅᓪᓚᖅᑕᐅᓂᖏᑦᑐᑦ ᐊᓯᔾᔨᕈᑎᑦ ᐊᑎᓕᐅᕐᖃᑦ ᓇᓕᖅᑲᖏᓐᓂ ᐊᑎᓕᐅᖅᑕᐅᔪᓂᒃ ᐊᓯᔾᔨᕈᑕᐅᔪᓄᑦ. ᑭᓇᒪᑦ ᐊᒻᒪᓗ ᐊᓯᐊᓄᑦ.

ᐊᓯᔾᔨᐊᖅᑕᖅᑐᖅᑕᐅᓂᖏᑦ ᐊᑎᓕᐅᖅᑕᐅᓂᖏᑦ ᐊᖑᓇᓱᑦᑎᒧᑦ ᖃᐅᔨᓴᐅᑎᓴᔪᑦᑐᐅᖅᑐᑦ ᑕᖅᑭᑦᒥᑦ ᐊᐱᖅᓱᑦᓕᐊᓱᒪᓐᒻᒪᑦ, ᐊᓯᔾᔨᖅᑐᒥᒃ ᓄᓇᓕᐅᑉ ᐊᓯᐊᓄᑦ ᐊᐅᓪᓚᖅᑐᖅᑕᐅᓂᖏᑦᑐᑦ ᑕᖅᑭᒥ ᐊᐱᖅᓱᑦᓕᐊᓱᒪᓐᒻᒪᑦ, ᐊᓯᔾᔨᕈᑎᑦ ᐊᖑᓇᓱᑦᑎᒧᑦ ᖃᐅᔨᓴᐅᑎᓴᔪᑦᑐᐅᖅᑐᑦ ᑕᖅᑭᒥᑦ ᐊᐱᖅᓱᑦᓕᐊᓱᒪᓐᒻᒪᑦ, ᐊᓯᔾᔨᕈᑎᑦ ᐊᖑᓇᓱᑦᑎᒧᑦ ᐅᑭᐅᖅᑕᐅᓂᖏᑦᑐᑦ ᑕᖅᑭᒥ

ᓇᓕᖅᑲᖅ 5: ᐱᖅᑯᓯᐅᕙᑦᑐᖅ ᐊᖑᓇᓱᒃᑏᑦ ᐊᑎᓕᐅᖅᑕᐅᑎᓪᓗᒋᑦ, ᓄᓇᓕᒻᒥᑎᒍᑦ

ᓄᓇᓖᑦ		ᐊᖑᓇᓱᑦᑎᒥᒃ ᐊᑎᓕᐅᓇᔾᔪᓯᐅᔪᖅ	ᑭᓇ ᐃᓱᒪᓕᐅᓇᖕᓂᖅᐸ ᑭᒃᑯᑦ ᐊᑎᓕᐅᖅᑐᑦᓴᐅᓂᖏᖕᓂᒃ	ᑭᓇ ᓇᓗᓇᐃᖅᓯᕙᓚᐅᖅᐸ ᐊᖑᓇᓱᑦᑎᐅᓂᕐᖅᑕᓂᒃ
ᕿᑭᖅᑖᓗᒃ	ᐃᑦᐱᐊᕐᔪᒃ ᐊᒻᒪ ᓇᓂᓯᕕᒃ	ᐃᓚᒋᔭᐅᔪᓂᑦ (ᐃᑦᐱᐊᕐᔪᒃ), ᐳᓚᕐᖅᑐᑎᒃ (ᓇᓂᓯᕕᖕᒥ)	ᐳᓚᕐᖅᑐᑎᒃ	ᐳᓚᕐᖅᑎ ᐃᓚᒋᓗᒍ ᐊᖑᓂᐊᖅᑎ
	ᑭᓐᖓᐃᑦ	ᐃᓚᒋᔭᐅᔾᔪᑎᓕᖕᓂᑦ	ᐳᓚᕐᖅᑐᑎᒃ	ᐳᓚᕐᖅᑎ ᐃᓚᒋᓗᒍ ᐃᒃᓯᐸᐅᑕᖅ ᐊᖑᓇᓱᑦᑐᓕᓇᔨᓄᑦ ᐊᖑᓂᐊᖅᑎᓪᓗ ᐃᓚᖏᓐᓂ
	ᑲᖏᖅᑐᒫᐱᒃ	ᐳᓚᕐᖅᑐᑎᒃ	ᐳᓚᕐᖅᑐᑎᒃ	ᐳᓚᕐᖅᑎ ᐃᓚᒋᓗᒍ ᐊᖑᓂᐊᖅᑎ
	ᐊᐅᓯᐃᑦᑐᖅ	ᐳᓚᕐᖅᑐᑎᒃ	ᐳᓚᕐᖅᑐᑎᒃ	ᐳᓚᕐᖅᑎ ᐃᓚᒋᓗᒍ ᐊᖑᓂᐊᖅᑎ ᐃᓚᖏᓐᓂ
	ᓴᓂᕋᔭᒃ	ᐳᓚᕐᖅᑐᑎᒃ	ᐳᓚᕐᖅᑐᑎᒃ	ᐳᓚᕐᖅᑎ ᐃᓚᒋᓗᒍ ᐊᖑᓂᐊᖅᑎ ᐃᓚᖏᓐᓂ
	ᐃᒡᓗᓕᒃ	ᐳᓚᕐᖅᑐᑎᒃ	ᐳᓚᕐᖅᑐᑎᒃ	ᐳᓚᕐᖅᑎ ᐃᓚᒋᓗᒍ ᐊᖑᓂᐊᖅᑎ ᐃᓚᖏᓐᓂ
	ᐃᖃᓗᐃᑦ	ᐳᓚᕐᖅᑐᑎᒃ	ᐳᓚᕐᖅᑐᑎᒃ	ᐳᓚᕐᖅᑎ ᐃᓚᒋᓗᒍ ᐊᖑᓂᐊᖅᑎ ᐃᓚᖏᓐᓂ
	ᑭᒻᒥᕈᑦ	ᐳᓚᕐᖅᑐᑎᒃ	ᐳᓚᕐᖅᑐᑎᒃ	ᖃᐅᔨᒪᔭᐅᖏᑦᑐᖅ
	ᐸᖕᓂᖅᑑᖅ	ᐳᓚᕐᖅᑐᑎᒃ	ᐳᓚᕐᖅᑎ	ᐳᓚᕐᖅᑎ ᐃᓚᒋᓗᒍ ᐊᖑᓂᐊᖅᑎ ᐃᓚᖏᓐᓂ
	ᒥᑦᑎᒪᑕᓕᒃ	ᐳᓚᕐᖅᑐᑎᒃ	ᐳᓚᕐᖅᑎ	ᖃᐅᔨᒪᔭᐅᖏᑦᑐᖅ
	ᕿᑭᖅᑕᕐᔪᐊᖅ	ᐳᓚᕐᖅᑐᑎᒃ	ᐳᓚᕐᖅᑎ	ᖃᐅᔨᒪᔭᐅᖏᑦᑐᖅ
	ᖃᐅᓯᐃᑦᑐᖅ	ᐳᓚᕐᖅᑐᑎᒃ	ᐳᓚᕐᖅᑎ	ᐳᓚᕐᖅᑎ ᐃᓚᒋᓗᒍ ᐊᖑᓂᐊᖅᑎ
	ᓴᓂᑭᓗᐊᖅ	ᐳᓚᕐᖅᑐᑎᒃ	ᐳᓚᕐᖅᑎ	ᐳᓚᕐᖅᑎ ᐃᓚᒋᓗᒍ ᐊᖑᓂᐊᖅᑎ ᐊᖑᓇᓱᑦᑐᓕᓇᔨᓅᓪᓗ ᑲᒪᔨ
ᕿᑎᕐᒥᐅᑦ	ᕿᓐᖓᐅᑦ	ᐊᖑᓇᓱᒍᓐᓇᐅᑎᓂ, ᐃᓚᔪᑦ ᐱᓕᕆᓂᖏᓐᓄᑦ ᐳᓚᕐᖅᑏᑦ ᐊᒻᒪ ᐊᖑᓇᓱᑦᑐᓕᓇᔨᓂᑦ	ᐳᓚᕐᖅᑎ, ᐊᖑᓂᐊᖅᑎ, ᑐᓴᐅᑎᓕᓇᔨ, ᑐᓴᐅᑎᓕᓇᔨ, ᐊᖑᓇᓱᑦᑐᓕᓇᔨᑦ	ᐳᓚᕐᖅᑎ, ᐊᖑᓂᐊᖅᑎ, ᐊᖑᓇᓱᑦᑐᓕᓇᔨᑦ
	ᐃᖃᓗᒃᑑᑦᓯᐊᖅ	ᐊᖑᓇᓱᒍᓐᓇᐅᑎᓂ	ᐳᓚᕐᖅᑎ, ᐊᖑᓂᐊᖅᑎ, ᑐᓴᐅᑎᓕᓇᔨ, ᐊᖑᓇᓱᑦᑐᓕᓇᔨᑦ	ᐳᓚᕐᖅᑎ, ᐊᖑᓂᐊᖅᑎ, ᑐᓴᐅᑎᓕᓇᔨ, ᐊᖑᓇᓱᑦᑐᓕᓇᔨᑦ
	ᐅᖅᓯᖅᑐᖅ	ᐊᖑᓇᓱᕈᓐᓇᐅᑎᓂ	ᐳᓚᕐᖅᑎ, ᐊᖑᓂᐊᖅᑎ, ᑐᓴᐅᑎᓕᓇᔨ, ᐊᖑᓇᓱᑦᑐᓕᓇᔨᑦ	ᐳᓚᕐᖅᑎ, ᐊᖑᓂᐊᖅᑎ, ᑐᓴᐅᑎᓕᓇᔨ, ᐊᖑᓇᓱᑦᑐᓕᓇᔨᑦ
	ᑰᒐᕐᔪᒃ	ᐳᓚᕐᖅᑎᑦ ᓇᓕᖅᑲᓕᐅᖅᑐᑦ ᓇᒻᒥᓂᖅ ᖃᐅᔨᒪᓂᕐᒥᒍᑦ	ᐳᓚᕐᖅᑎ, ᐊᖑᓂᐊᖅᑎ, ᑐᓴᐅᑎᓕᓇᔨ, ᐊᖑᓇᓱᑦᑐᓕᓇᔨᑦ	ᐳᓚᕐᖅᑎ, ᐊᖑᓂᐊᖅᑎ, ᑐᓴᐅᑎᓕᓇᔨ, ᐊᖑᓇᓱᑦᑐᓕᓇᔨᑦ
	ᕐᒍᓪᓗᒃᑐᖅ	ᐊᖑᓇᓱᕈᓐᓇᐅᑎᓂ	ᐳᓚᕐᖅᑎ, ᐊᖑᓂᐊᖅᑎ, ᑐᓴᐅᑎᓕᓇᔨ, ᐊᖑᓇᓱᑦᑐᓕᓇᔨᑦ	ᐳᓚᕐᖅᑎ, ᐊᖑᓂᐊᖅᑎ, ᑐᓴᐅᑎᓕᓇᔨ, ᐊᖑᓇᓱᑦᑐᓕᓇᔨᑦ
	ᑕᓗᕐᔪᐊᖅ	ᐊᖑᓇᓱᕈᓐᓇᐅᑎᓂ	ᐳᓚᕐᖅᑎ, ᐊᖑᓂᐊᖅᑎ, ᑐᓴᐅᑎᓕᓇᔨ, ᐊᖑᓇᓱᑦᑐᓕᓇᔨᑦ	ᐳᓚᕐᖅᑎ, ᐊᖑᓂᐊᖅᑎ, ᑐᓴᐅᑎᓕᓇᔨ, ᐊᖑᓇᓱᑦᑐᓕᓇᔨᑦ
	ᐅᒥᖓᒃᑑᖅ	ᐊᖑᓇᓱᕈᓐᓇᐅᑎᓂ	ᐳᓚᕐᖅᑎ, ᐊᖑᓂᐊᖅᑎ, ᑐᓴᐅᑎᓕᓇᔨ, ᐊᖑᓇᓱᑦᑐᓕᓇᔨᑦ	ᐳᓚᕐᖅᑎ, ᐊᖑᓂᐊᖅᑎ, ᑐᓴᐅᑎᓕᓇᔨ, ᐊᖑᓇᓱᑦᑐᓕᓇᔨᑦ
ᑭᓐᓕᖅ	ᐊᕐᕕᐊᑦ	ᐳᓚᕐᖅᑐᑎᒃᓴᐊᖅᑯᒻᒥ	ᐳᓚᕐᖅᑎ ᐊᖑᓂᐊᖅᑎᓗ	ᐳᓚᕐᖅᑎ ᐃᓚᒋᓗᒍ ᐊᖑᓂᐊᖅᑎ
	ᖃᒪᓂᑦᑐᐊᖅ	ᐳᓚᕐᖅᑐᑎᒃᓴᐊᖅᑯᒻᒥ	ᐳᓚᕐᖅᑎ ᐊᖑᓂᐊᖅᑎᓗ	ᐳᓚᕐᖅᑎ ᐃᓚᒋᓗᒍ ᐊᖑᓂᐊᖅᑎ
	ᐃᒡᓗᓕᒫᕐᔪᒃ	ᖃᐅᔨᒪᔭᐅᖏᑦᑐᖅ	ᖃᐅᔨᒪᔭᐅᖏᑦᑐᖅ	ᖃᐅᔨᒪᔭᐅᖏᑦᑐᖅ
	ᓴᑦᓕᖅ	ᐳᓚᕐᖅᑐᑎᒃᓴᐊᖅᑯᒻᒥ	ᐳᓚᕐᖅᑎ ᐊᖑᓂᐊᖅᑎᓗ	ᐳᓚᕐᖅᑎ ᐃᓚᒋᓗᒍ ᐊᖑᓂᐊᖅᑎ
	ᑲᖏᖅᓱᓂᖅ	ᖃᐅᔨᒪᔭᐅᖏᑦᑐᖅ	ᖃᐅᔨᒪᔭᐅᖏᑦᑐᖅ	ᖃᐅᔨᒪᔭᐅᖏᑦᑐᖅ
	ᓇᐅᔭᑦ	ᐳᓚᕐᖅᑐᑎᒃᓴᐊᖅᑯᒻᒥ	ᐳᓚᕐᖅᑎ ᐊᖑᓂᐊᖅᑎᓗ	ᐳᓚᕐᖅᑎ ᐃᓚᒋᓗᒍ ᐊᖑᓂᐊᖅᑎ
	ᑎᑭᕋᕐᔪᐊᖅ	ᐳᓚᕐᖅᑐᑎᒃᓴᐊᖅᑯᒻᒥ ᓴᓈᓚᐅᑦ	ᐳᓚᕐᖅᑎ ᐊᒻᒪ ᐊᖑᓂᐊᖅᑎ	ᐳᓚᕐᖅᑎ ᐃᓚᒋᓗᒍ ᐊᖑᓂᐊᖅᑎ

ᓇᓕᖅᑲᖅ 6: ᑲᑎᑦᑐᒋᑦ ᐊᖑᓇᓱᒃᑏᑦ ᐊᑎᓕᐅᖅᑕᐅᓯᒪᔪᑦ ᓄᓇᓕᒻᒥᑎᒍᑦ, ᐅᑭᐅᒥᓪᓗ

ᓄᓇᓖᑦ		ᐅᑭᐅᖅ 1	ᐅᑭᐅᖅ 2	ᐅᑭᐅᖅ 3	ᐅᑭᐅᖅ 4	ᐅᑭᐅᖅ 5	ᑲᑎᑦᑐᒋᑦ
ᕿᑭᖅᓗᒃ	ᐃᕐᐱᐊᕐᔪᒃ ᐊᒻᒪ ᓇᓂᓯᕕᒃ	267	254	250	245	257	310
	ᑭᓐᖓᐃᑦ	n/d	504	481	472	423	510
	ᑲᕿᖅᑐᒫᐱᒃ	198	213	214	223	218	245
	ᐊᐅᓯᐃᑦᑐᖅ	40	43	55	61	58	73
	ᓴᓂᕋᔭᒃ	137	147	146	142	165	181
	ᐃᒡᓗᓕᒃ	212	233	246	259	273	307
	ᐃᖃᓗᐃᑦ	n/d	350	400	406	415	540
	ᑭᒻᒥᑭᑦ	96	99	102	104	97	114
	ᐸᖕᓂᖅᑑᖅ	184	191	194	197	194	224
	ᒥᑦᑎᒪᑕᓕᒃ	263	277	294	331	355	408
	ᕿᑭᖅᑕᕐᔪᐊᖅ	114	116	124	163	157	192
	ᖃᐅᓯᐃᑦᑐᖅ	51	64	65	70	68	75
	ᓴᓂᑭᓗᐊᖅ	133	155	159	166	171	181
ᕿᑎᕐᒥᐅᑦ	ᕿᓐᖓᐅᑦ	18	17	17	18	17	21
	ᐃᖃᓗᒃᑑᑦᓯᐊᖅ	332	347	338	347	332	391
	ᐅᖅᓱᖅᑑᖅ	344	347	337	344	338	368
	ᑰᒐᕐᔪᒃ	63	80	80	86	88	102
	ᕐᒍᒡᓗᒃᑐᖅ	276	273	266	269	263	294
	ᑕᓗᕐᔪᐊᖅ	235	231	222	221	212	249
	ᐅᒥᖓᒪᒃᑑᖅ	31	30	21	17	11	31
ᑭᓐᓕᖅ	ᐊᕐᕕᐊᑦ	379	380	387	395	393	410
	ᖃᒪᓂᑦᑐᐊᖅ	327	324	315	302	299	341
	ᐃᒡᓗᓕᒫᕐᔪᒃ	72	79	80	77	85	92
	ᓴᓕᖅ	256	254	266	244	226	283
	ᑲᕿᖅᓱᓂᖅ	379	372	367	364	362	424
	ᓇᐅᔾᔭᑦ	169	163	157	152	146	180
	ᑎᑭᕐᔪᐊᖅ	50	50	47	50	49	61
	ᓄᓇᕗᑦ	4578	5451	5468	5528	5529	6018

3.5 ᐊᒡᒍᑐᖅᑕᐅᓂᖏᑦ ᓇᓕᖅᑲᐃᑦ ᐊᖑᓂᐊᖅᑎᓂᒃ

ᖃᐅᔨᓴᕐᓂᐅᑉ ᓴᓇᒪᓂᖓᒍᑦ ᐊᖑᓇᓱᑦᑎᓂᒃ ᓇᓕᖅᑲᐃᑦ ᐊᒡᒍᑐᖅᓯᒪᒋᐊᖅᑲᓚᐅᖅᑐᑦ ᒥᑦᓴᐅᓯᓂᖅᓴᒥᒃ ᓈᓴᐃᓯᒪᓂᖅᓴᐅᕐᒍᓪᓗᒋᑦ ᐆᒪᔪᖅᑕᐅᕙᑦᑐᓂᒃ ᑕᒪᒃᑯᓄᖓ ᐊᖑᓇᓱᑦᑎᓄᑦ ᐊᐱᖅᓯᖅᑕᐅᔪᑦᓴᓂ ᓇᓕᖅᑲᓃᖏᑦᑐᓄᑦ (ᖃᐅᔨᓴᕐᓂᓴᖅᑲᖅᐸᑦᑐᓂ ᓄᓇᓕᓐᓂ) ᐅᕙᓗ ᐊᑲᐅᓈᖅᓯᒪᖏᑦᑕᕌᖓᓗᓐᓂᑦ ᐅᕙᓗ ᑕᖅᑭᑦ ᓇᓕᖏᓐᓂ ᐃᓚᐅᔪᒪᖏᑦᑐᒥᓂᐅᕌᖓᑕ.

ᐊᑎᕐᓄᑦ ᓇᓕᖅᑲᐃᑦ ᐊᒡᒍᖅᑕᐅᒪᓂᖅᐸᓚᐅᖅᑐᑦ ᐊᑎᓕᐅᕐᓂᕐᒥᓂ ᒪᓕᑦᑐᒋᑦ ᐱᖓᓱᑦ ᓇᓗᓇᐃᔭᒋᑎᐅᕙᒋᖅᑐᑦ ᐊᖑᓇᓱᑦᑎᒋᓂᓇᕙᑦᑕᖏᑕ, ᐅᑯᐊᖑᐅᑦ:

- ᐊᒃᓯᑲᓪᓗᒃ: *"ᐊᖑᓇᓱᒃᑎ ᐱᓇᓱᓕᖅᑭᓐᓇᖅᑐᓂ ᑕᒫᒃᑯᓪᓗ ᐊᖑᓂᐊᖅᑕᐅᕙᑦᑐᓂᒃ ᑕᒪᒻᒥᑲᓴᓪᓗᓐᓂᑦ ᐅᑭᐅᖅ ᒪᓕᑦᑐᒍ. ᓂᕿᑦᓴᖃᐃᓐᓇᑦᑐᑎᓪᓗ."* (ᓄᓇᕗᑦ ᐆᒪᔪᓕᓇᔨᕐᔪᐊᒃᑯᑦ, 1998, ᐊᕕᑦᑐᖅᓯᒪᔪᓂ 3)
- ᐱᔫᒥᔭᑦᑐᖅ: *"ᐊᖑᓇᓱᒃᑎ ᑕᒫᓗᒃ ᐊᖑᓇᓱᒻᒪᓇᑉᑦᑐᖅ, ᐅᓄᓗᐊᖏᑦᑐᓂᒃ, ᐅᑭᐅᖅ ᐱᕙᓪᓕᐊᓂᖓᓂ (ᓲᕐᓗ ᓯᓈᓂ ᓇᑦᓯᕐᓯᐊᒥᒃ, ᐃᖃᓗᓴᓯᓐᓂᕐᒥᒃ, ᑐᑦᑐᓴᓯᓐᓂᒥᓪᓗᓐᓂᑦ). ᕿᓚᒥᐅᓴᓗᐊᖅᑐᓂ ᐊᖑᓇᓱᓐᓂᕐᒥᓂ ᐱᓇᓱᒻᒪᓇᑉᑦᑐᑦ;*

  ᐊᓯᑉᖅᓯᒪᓂᖓᓂ ᐅᓪᓗᐃᓐᓈᓇᐊᖅᑐᑐᐃᓐᓇᖅᑉᖏᑦᑐᑦ ᐅᕙᓗ ᐱᓇᓱᐊᕈᓱᑦ ᓄᖕᖓᓕᒫᖓᓂ ᐊᐅᓪᓚᖅᓯᒪᓚᓂᒃᑐᑦ." (ᓄᓇᕗᑦ ᐆᒪᔪᓕᓇᔨᕐᔪᐊᒃᑯᑦ, 1998, ᐊᕕᑦᑐᖅᓯᒪᔪᓂ 3)
- ᖃᑯᑎᒃᑯᖅᑉᑦᑐᖅ: *"ᐊᖑᓇᓱᒃᑎ ᖃᑯᑎᒃᑯᐃᓐᓇᖅ, ᑕᒫᒃᑯᖏᑦᑐᖅ, ᐊᖑᓇᓱᖃᑕᐅᕙᑦᑐᖅ (ᓲᕐᓗ ᐅᓪᓗᐃᓐᓇᖅ ᒪᕿᓪᓗᓐᓂᑦ ᑐᑦᑐᓕᐊᖅᑐᑎᒃ ᑎᒥᐊᓐᓂᐊᓇᐊᖅᑐᑎᓪᓗᓐᓂᑦ, ᐅᕙᓗ ᐊᐅᓚᓇᐊᓚᐅᖅᑉᑦᑐᑎᒃ). ᐊᓯᕙᖅᑉᓐᓂᖓᑦ ᕿᓚᒥᐅᓴᓗᒃᑐᖅ, ᓲᕐᓗ ᐅᓪᓗᐃᓐᓇᖅ ᐱᓇᓱᐊᕈᓱᓪᓗᓐᓂᑦ ᓄᖕᖓᓂᖏᓐᓂ."* (ᓄᓇᕗᑦ ᐆᒪᔪᓕᓇᔨᕐᔪᐊᒃᑯᑦ, 1998, ᐊᕕᑦᑐᖅᓯᒪᔪᓂ 3)

ᑭᓇ ᐊᖑᓇᓱᑦᑎᐅᓂᕐᖅᑕᐅᖏᑦᑐᖅ ᑐᑭᖃᖅᑎᑕᐅᓚᐅᖅᑐᖅ ᐱᖃᑕᐅᕙᓐᖏᑦᑐᒥᒃ (ᐅᑭᐅᓕᒫᓪᓗᓐᓂᑦ) ᐊᖑᓇᓱᑦᑐᓄᑦ ᐃᖃᓗᓴᓯᐸᑦᑐᓄᓪᓗᓐᓂᑦ. ᐊᖑᓇᓱᐸᖏᑦᑐᑦ ᐊᑎᖃᖃᑕᐅᓚᐅᖏᑦᑐᑦ ᖃᐅᔨᓴᕐᓂᐅᔪᒧᑦ (Berkes et al., 1995a).

ᐳᓚᕋᖅᑎᑦ ᐱᓕᕆᐊᒃᓴᖃᓚᐅᖅᑐᑦ ᓄᓇᕗᒻᒥ ᐊᑐᓂᑦ ᓇᓗᓇᐃᔭᐃᑯᕐᓗᒋᑦ ᐊᖑᓇᓱᑦᑎᐅᔪᓂᒃ ᐊᑐᓂᑦ ᐊᑎᖃᖃᑕᐅᔪᐃᑦ ᓇᓕᖅᑲᖏᖕᓄᑦ. ᑕᑯᑎᑦᓯᒻᒪᑕ ᓇᓕᖅᑲᒥ 5 (ᓄᓇᕗᒻᒥᑦ 23ᓄᑦ ᐊᓪᓚᑦᓯᒪᔪᖃᖅᑐᓂ) ᐳᓚᕋᖅᑎᑦ ᓇᓗᓇᐃᓇᕝᕕᐅᖅᑐᑦ ᐊᖑᓇᓱᑦᑎᓂᒃ ᐱᖅᑯᓯᖃᖅᑐᑎᒃ ᐊᑕᐅᓯᐅᖏᑦᑐᓂᒃ:

- ᐅᖃᖃᑎᒋᓚᐅᖅᑐᓂᒋᑦ ᐊᖑᓇᓱᑦᑎᑦ (ᓄᓇᓕᓚᒫᓂ, ᑕᒪᒃᑮᓪᓗᑎᒃ ᐃᓚᐃᓐᓇᖏᓪᓗᓐᓂᑦ);
- ᐅᖃᖃᑎᒋᓚᐅᖅᑐᓂᒋᑦ ᐊᖑᓇᓱᑦᑐᓕᓇᔾᑯᑦ (ᓄᓇᕗᒻᒥ 9ᓂᒃ, ᐱᖃᓯᐅᑦᑐᒋᑦ ᕿᑎᒻᒥᐅᓃᑦᑐᑦ);
- ᑐᓐᖓᕕᒋᓪᓗᒋᑦ ᓇᒻᒥᓂᖅ ᖃᐅᔨᒪᓂᓇᔭᓂ (ᓄᓇᕗᒻᒥ ᑕᓪᓕᒪᓂᒃ, ᕿᑭᖅᑖᓗᖕᒥ).

ᓄᓇᕗᒻᒥ ᐆᒪᔪᖅᑕᐅᕙᑦᑐᓂᒃ ᖃᐅᔨᓴᓂᕐᒧᑦ ᐋᖅᑮᔪᖃᓚᐅᖏᑦᑐᖅ ᑐᑭᒧᐊᕈᑎᒃᓴᓂᒃ ᓈᓴᐅᑎᑎᒍᓪᓗᓐᓂᑦ ᐆᑦᑐᕋᐅᑎᑦᓴᓂᒃ ᓇᓕᖏᓐᓂᑦ ᑖᒃᑯᐊ. ᓇᓗᓇᐃᔭᐃᓇᓂᖅ ᐱᓕᕆᐊᖑᓚᐅᖅᑐᖅ ᐃᓱᒪᓕᐅᕐᓂᓇᔭᒥᓄᑦ ᐳᓚᕋᖅᑎᑦ ᐊᖑᓇᓱᑦᑎᓪᓗᓐᓂᑦ ᖃᓄᖅ ᐊᑑᑎᖃᖅᑎᑕᐅᓂᐊᕐᒪᖔᑖ ᑖᒃᑯᓄᖓ ᒪᓕᒋᐊᖃᖅᑐᐃᑦ.

ᓇᓕᖅᑲᖅ 7 ᑕᑯᑎᑦᓯᔪᖅ ᐊᒡᒍᑐᖅᓯᒪᓂᖏᓐᓂᒃ ᐊᑎᓕᐅᖅᑕᐅᓯᒪᔪᐃᑦ ᐊᖑᓇᓱᑦᑎᑦ, ᓄᓇᓕᒻᒥᑎᒍᓪᓗ ᐊᒻᒪ ᐅᑭᐅᖑᔪᒥ. ᐃᓚᖏᑦ ᓄᓇᓖᑦ ᐊᒃᓱᑲᓪᓚᒃ ᐊᖑᓇᓱᑦᑎᐅᓂᕋᖅᑕᐅᔪᓄᑦ ᓇᓕᖏᑦ ᐅᓄᖏᓗᐊᖅᐸᓚᐅᕐᒪᑕ ᐊᖑᓇᓱᑦᑎᐅᔪᐃᑦ ᑲᑎᑕᐅᓇᓱᖕᓂᐊᓕᕋᐃᒪᒥᒃ ᐆᒪᔪᖅᑕᐅᑦᑐᐃᑦ. ᐆᑦᑐᑎᒋᓗᒍ ᐊᑕᐅᓯᑑᔭᕐᖓᑕ ᒪᕿᓪᓗᓐᓂᑦ ᐊᖑᓇᓱᑦᑎᒻᒪᓈᑦ ᐊᑎᖃᖅᑕᐅᔪᓂ ᐊᒻᒪᓗ ᐊᐱᖅᓱᖅᑕᐅᓐᓂᖏᒃᑯᑎᒃ ᓇᓕᐊᓐᓂᒃ ᑕᖅᑭᒥ, ᐆᒪᔪᖅᑕᐅᔪᑦ ᖃᑦᓯᑦ ᒥᑦᓴᐅᑕᐅᔪᓐᓇᖅᐸᓚᐅᖏᑦᑐᑦ. ᑕᐃᒪᐃᓐᓂᖓᓄᑦ ᐊᒃᓱᑲᓪᓚᒃ ᓇᓗᓇᐃᔭᐅᑎᖃᖅᑐᑦ ᐊᖑᓂᐊᖅᑎᑦ 5% ᑐᖓᓃᑦᑐᑦ ᐊᖑᓇᓱᑦᑎᐅᔪᓚᒫᓂ ᑲᑎᖃᓯᐅᔭᔭᐅᕙᓚᐅᖅᑐᑦ ᑕᒫᐸᓗᒥᒃ ᓇᓗᓇᐃᔭᐅᑎᖃᖅᑐᓄᑦ. ᖃᑦᑏᓐᓇᐅᓚᓂᖏᓐᓄᑦᓗ ᕿᖓᐅᒻᒥ ᐊᖑᓇᓱᑦᑎᑦ ᐊᒻᒪᓗ ᐅᒥᖓᒃᑑᒥ ᓇᓗᓇᐃᔭᐅᑎᖃᖅᑐᑦ ᐊᒡᒍᑐᖅᓯᒪᓂᓚᒫᖏᑦ ᑲᑎᑕᐃᓐᓇᐅᔭᐅᓚᐅᖅᑐᑦ. ᑕᖅᓴᓃᑦᑐᑦ ᓇᓕᖅᑲᒥ 7 ᓇᓗᓇᐃᓇᓱᒪᔪᑦ ᐊᒡᒍᑐᖅᑕᐅᓂᖅᑐᑦ ᑲᑎᔭᐃᓐᓇᐅᓯᒪᓂᖏᓐᓂᒃ ᒥᑦᓴᐅᓯᓇᓱᕐᓗᒋᑦ ᐆᒪᔪᖅᑕᐅᑦᑐᓕᓂᒃ (ᓈᓴᐅᑎᒥ 4).

ᓇᓕᖅᑲᖅ 7: ᐊᖑᓇᓱᑦᑎᑦ ᐊᑎᖃᖃᑕᐅᔪᑦ ᐊᒡᒍᑐᖅᓯᒪᓂᖏᑦ, ᓄᓇᓕᒻᒥᒍᑦ ᐊᒻᒪ ᐅᑭᐅᒥ

ᓄᓇᑦ		1			2			3			4			5		
		O	A	I	O	A	I	O	A	I	O	A	I	O	A	I
ᕿᑭᖅᑕᓗᒃ	ᐃᑦᑎᐊᑦᔪᒃ															
	ᐊᒻᒪ ᓇᓂᓯᐊᒃ	221	46	0	208	45	1	207	42	1	201	43	1	212	44	1
	ᑭᓐᖓᐃᑦ	n/d	n/d	n/d	399	67	38	381	63	37	372	63	37	324	61	38
	ᑲᖏᖅᑐᒫᑎᒃ	168	22	8	181	23	9	179	26	9	187	27	9	182	27	9
	ᐊᐅᓯᐃᑦᑐᖅ	19	21	0	24	20	0	37	18	0	42	18	1	39	16	3
	ᓴᓂᕋᔭᒃ	57	56	24	64	60	23	61	61	24	61	57	24	81	58	26
	ᐃᒡᓗᓕᒃ	107	54	51	124	57	52	130	61	55	145	60	54	162	58	53
	ᐃᖃᓗᐃᑦ	n/d	n/d	n/d	198	121	31	240	126	34	236	133	37	244	135	36
	ᑭᒻᒥᕈᑦ	60	21	15	61	23	15	64	24	14	65	25	14	62	21	14
	ᐸᖕᓂᖅᑑᖅ	86	72	26	95	70	26	98	70	26	107	65	25	108	62	24
	ᒥᑦᑎᒪᑕᓕᒃ	133	85	45	143	91	43	163	91	40	200	90	41	229	86	41
	ᕿᑭᖅᑕᑦᔪᐊᖅ	81	32	1	83	32	1	91	32	1	128	33	2	125	29	3
	ᖃᐅᓯᐃᑦᑐᖅ	21	23	7	33	24	7	34	24	7	39	24	7	38	24	6
	ᓴᓂᑭᓗᐊᖅ	57	55	21	71	62	22	75	62	22	81	64	21	85	65	21
ᕿᑎᒥᐅᑦ	ᕿᓐᖓᐅᑦ	12	3	3	11	3	3	11	3	3	11	4	3	10	4	3
	ᐃᖃᓗᒃᑑᑦᓯᐊᖅ	259	58	15	272	60	15	262	61	15	268	61	18	255	60	17
	ᐅᖅᓯᖅᑑᖅ	300	41	3	298	43	6	289	42	6	294	42	8	289	41	8
	ᑰᒐᔪᒃ	23	24	16	25	37	18	28	36	16	29	40	17	32	38	18
	ᖁᒡᓗᒃᑐᖅ	177	99	0	174	99	0	168	98	0	172	97	0	168	95	0
	ᑕᓗᔪᐊᖅ	189	36	10	185	36	10	178	35	9	174	38	9	170	33	9
	ᐅᒥᖓᒃᑑᖅ	23	8	0	23	7	0	15	6	0	13	4	0	9	2	0
ᑭᓐᓕᖅ	ᐊᖁᐊᑦ	309	64	6	309	65	6	312	69	6	315	74	6	312	74	7
	ᖃᒪᓂᑦᑐᐊᖅ	264	62	1	263	60	1	252	62	2	240	60	2	234	63	2
	ᐃᒡᓗᓕᒫᔪᒃ	40	21	11	45	23	11	46	23	11	43	24	10	47	29	9
	ᓴᓕᖅ	113	110	33	112	111	31	124	110	32	105	108	31	94	104	28
	ᑲᖏᖅᓱᓂᖅ	238	86	55	240	80	52	235	80	52	228	82	54	226	83	53
	ᓇᐅᔭᑦ	108	55	6	105	52	6	103	48	6	103	43	6	96	44	6
	ᑎᑭᕋᔪᐊᖅ	32	16	2	32	16	2	31	16	0	32	18	0	30	18	1
	ᓄᓇᕗᑦ	3070	1159	357	3681	1364	422	3699	1361	423	3771	1357	432	3776	1339	428

3.6 ᖃᐅᔨᓴᐅᑎᖃᓚᐅᐸᐊᓐᓂᖅ ᓄᓇᓕᐸᐅᔭᐅᓂᖅᓴᓂ

ᖃᐅᔨᓴᓂᕐᒧᑦ ᑐᑭᒧᐊᕈᑎᒋᔭᐅᓚᐅᖅᑐᖅ ᑕᒪᐃᓐᓂᒃ ᐊᖏᖃᑎᒌᓐᓂᖃᕈᒪᒃᑐᑎᒃ ᐊᑎᖃᕐᐃᐅᔪᓕᒫᓂᒃ ᓄᓇᓕᓂᒃ ᐊᑐᓂᑦ. ᑭᓯᐊᓂ, ᑮᓇᐅᔭᖅᑕᖃᓗᐊᖏᓐᓂᖓᓄᑦ, ᓈᒻᒪᑦᓴᐃᓐᓇᖅᐸᓚᐅᖏᑦᑐᑦ ᐳᓚᕋᖅᑏᑦ ᑲᒪᒋᔭᐃᓐᓇᖃᑦᑕᓇᐊᖏᑦ ᐊᑎᖃᕐᕕᑦ ᓄᓇᐸᐅᔭᐅᓂᖅᓴᓂ. ᐊᔭᐅᖅᑎᑦ ᑲᑎᒪᔨᕋᓛᖏᑦ ᑕᐃᒪᐃᒻᒪᑦ ᐃᓱᒪᓕᐅᓇᓱᓚᐅᖅᑐᑦ ᖃᐅᔨᓴᓚᐅᖅᐸᒍᒪᓗᑎᒃ 66%ᖏᓐᓂᒃ (⅔) ᐊᓯᕙᖅᑏᑦ ᓄᓇᓕᓂ ᑖᒃᑯᓇᓂ ᐱᓕᓇᐊᒃᓴᐃᑦ ᑲᒪᒋᔭᐅᔪᓐᓂᑦᑎᐊᕐᑯᓪᓗᒋᑦ ᐳᓚᕋᖅᑎᒧᑦ ᐊᑕᐅᓯᕐᒧᑦ. ᐃᓂᓪᓚᖓᐅᑎᓄᑦ ᐊᑐᓕᕐᑯᔭᐅᒋᐊᓐᖓᓚᐅᖅᑐᖅ ᑕᒪᓐ ᐃᖃᓗᖅᓄᑦ, ᑲᖏᖅᓱᓂᕐᒧᓗ ᐊᒻᒪ ᐃᖃᓗᒃᑑᑦᓯᐊᖅᒧᑦ (ᐆᒃᑦ, 1995ᐃ). ᓄᐊᑦᓯᓯᒋᐊᓚᐅᖏᓐᓂᖏᓐᓂ ᐱᖃᓯᐅᑎᔭᐅᓯᓚᐅᕐᒥᔪᑦ ᑭᓐᖓᐃᑦ, ᕐᒡᓗᒃᑑᖅ, ᐊᕐᖃᐊᑦ ᐊᒻᒪᓗ ᖃᒪᓂᑦᑐᐊᖅ (ᑖᒃᑯᐊᓕᒫᖅ 275ᓂᒃ ᐊᑎᓕᐅᖅᓯᒪᔪᕐᑯᑎᖃᓚᐅᖅᑐᑎᒃ ᐅᑭᐅᑉ ᓯᕗᓪᓕᖅᐸᖓᓂ). ᑭᓯᐊᓂᓗ, ᐊᑐᓕᖅᑎᑕᐅᓚᐅᖏᑦᑐᖅ ᐃᖃᓗᖅᓂ ᑭᖑᕙᖅᓯᒪᓚᐅᕐᓂᖏᓐᓄᑦ ᐊᖑᓇᓱᑦᑏᑦ ᐊᑎᖃᕐᐃᖏᑦ ᐊᒻᒪᓗ ᐃᓱᒪᓗᑕᐅᓂᖓᓄᑦ ᐅᖃᐅᓯᐅᖏᓗᐊᖅᐸᑦᑐᐃᑦ. ᖃᒪᓂᑦᑐᐊᖅ ᐋᖅᑕᐅᓚᐅᖅᑐᖅ ᖃᐅᔨᕐᖃᐊᓚᐅᖅᐸᑦᑐᓂᒃ ᔫᓄᐊᓇ 1999ᒥ ᐃᓚᐅᔪᖃᑦᑎᐊᓚᐅᖏᓐᓂᖓᓄᑦ.

ᖃᐅᔨᓴᖃᖃᓇᐊᖓᐅᑎᒧᑦ ᖃᓄᖅᑑᕈᑎᐅᔪᖅ ᐱᖃᓯᐅᑎᒋᐊᖓᓚᐅᖅᑐᖅ ᐊᖑᓇᓱᒃᑎᓕᒫᓂᒃ ᐊᒡᒍᖅᑕᐅᓂᖃᖅᑐᓄᑦ ᐊᖑᓇᓱᑦᑐᓄᑦ ᐊᒃᓱᖃᑦᑏ ᑕᒫᔪᓗᑦᑐᓂᑦ, ᑎᒃᑯᐊᖅᓯᓚᐅᖅᐸᒋᐊᖃᖅᐸᓚᐅᖅᑐᑦ ᖃᑦᓯᑐᐃᓐᓇᐅᓐᓂᐊᕐᓗᐊᕈᑎᒃ ᐊᓯᕙᖅᑏᑦ ᐊᒡᒍᖅᑕᐅᓯᒪᓂᐅᓚᐅᖅᐸᑦᑐᓂᒃ 2/3ᖏᑦ ᖃᐅᔨᓴᖅᑕᐅᓯᒪᒐᔭᕐᑯᓪᓗᒋᑦ (ᑎᒃᑯᐊᖅᓯᓚᐅᖅᐸᓐᓂᖅ ᐃᒻᒥᒍᑦ ᐊᖅᑭᑦᑕᐅᕙᓚᐅᖅᑐᖅ ᐊᕕᑦᑐᖅᓯᒪᔪᓂ). ᑕᒪᒃᑯᐊ ᓇᓕᖅᑲᐅᓕᖅᑐᑦ ᖃᐅᔨᓴᕐᖃᐅᕙᑦᑐᓂᒃ ᐊᖑᓇᓱᒃᑎᓂᒃ ᑕᐃᔭᐅᒍᓯᖃᓚᐅᖅᑐᖅ "ᐊᐱᖅᓯᕋᔭᓴᓂᒃ" ("ᐊᑎᖃᕐᖃᐅᓂᕐᖅᑕᐅᔪᑦ" ᓴᓂᐊᓂ). "ᐊᑎᖃᕐᕕᑦ ᓇᓕᖅᑲᖏᓐᓂ" ᐊᖑᓇᓱᑦᑏᑦ "ᐊᐱᖅᓯᕋᔭᓴᐃᑦ ᓇᓕᖏᓐᓃᑦᑐᑦ" ᓇᓗᓇᐃᕈᑎᖃᓚᐅᖅᑐᑦ ᓱᓕᔪᒥᒃ ᐊᒻᒪᓗ ᑕᐃᒃᑯᐊ ᐊᐱᖅᓯᖅᑕᐅᔫᓂᐊᖏᑦᑐᑦ ᓇᓗᓇᐃᖅᑕᐅᓂᖅᑐᑎᒃ ᐱᖓᑦᑐᓂᒃ.

1997ᒥ, ᐊᐱᖅᓱᖅᑕᐅᔪᑦᓴᓄᑦ ᓇᓕᖅᑲᐃᑦ ᐊᕐᖃᐊᓂ ᑲᖏᖅᓱᓂᕐᒥᓗ ᓄᑖᓐᓇᖅᑕᐅᒋᐊᖃᓚᐅᖅᑐᑦ ᐊᔾᔨᒌᑦᓴᐃᓐᓇᖅᐸᖏᓐᓂᖏᓐᓄᑦ ᐊᕐᖃᑦᑐᖅᓯᒪᔪᓂ ᓇᓕᖅᑲᓂᑦᑐᐃᑦ ᐊᒻᒪ ᐊᖏᔪᖅᑲᐅᖃᕐᖃᕐᒦᑦᑐᐃᑦ. ᓄᑖᒥᒃ ᐊᒡᒍᖅᑕᐅᔾᔪᑎᒥᒃ ᐃᓚᓕᐅᓇᓕᓚᐅᖅᑐᑦ ᑕᒪᒃᑯᓄᖓ ᐊᖑᓇᓱᑦᑏᑦ ᐊᒃᓱᖃᑦᑏ ᑕᒫᔪᓗᑦᑐᓂᑦ ᐊᒻᒪᓗ 1/3ᖏᓐᓂᒃ ᐊᓯᕙᓚᐅᖅᐸᑦᑐᑦ ᖃᐅᔨᓴᖅᑕᐅᕙᓐᓂᐊᖅᑐᓂᒃ. ᑕᒪᓐ ᓄᑖᒥᒃ ᓴᖅᑮᒍᑕᐅᓕᓚᐅᖅᑐᖅ "ᐊᐱᖅᓯᕋᔭᓴᐅᔪᑦᓴᓂᒃ" ᐊᑐᖅᑕᐅᓕᖅᑐᑎᓪᓗ ᐱᔭᕇᖅᑕᐅᓚᓯᕙᓂᖓᓂ ᖃᐅᔨᓴᕐᓂᐅᔪᖅ ᓄᓇᓕᓂ ᑖᒃᑯᓂᖓ. ᖃᓄᐃᓕᖓᔾᔪᑕᐅᓂᖏᑦ ᑖᒃᑯᐊ ᒪᕐᕉᒃ ᖃᓄᖅᑑᖓᒋᐊᕈᑕᐅᔫᒃ ᓇᓖᕐᖅᑕᐅᓯᒪᔪᑦ ᓇᓕᖅᑲᒥ 8.

ᓇᓕᖅᑲᖅ 8: ᖃᐅᔨᓴᕋᒃᓴᓂᒃ ᖃᓄᐃᓕᖓᒋᐊᕈᑏᑦ

ᑰᑦᑐᕋᐅᑎ 1 (1996 - 1997):	ᐊᑎᓕᐅᖅᓯᒪᔪᑦ	ᐊᐱᖅᓯᒪᒃᓴᐃᑦ
ᑲᑎᑦᑐᒋᑦ	120	80 (2/3)
ᐊᒃᓱᑲᓪᓚᒃ	10	10
ᑖᒫᔪᓗᒃ	20	20
ᖃᑯᑎᒃᑯᑦ	90	50

ᑰᑦᑐᕋᐅᑎ 2 (1997 - 2001):	ᐊᑎᓕᐅᖅᓯᒪᔪᑦ	ᐊᐱᖅᓯᒪᒃᓴᐃᑦ
ᑲᑎᑦᑐᒋᑦ	120	60
ᐊᒃᓱᑲᓪᓚᒃ	10	10
ᑖᒫᔪᓗᒃ	20	20
ᖃᑯᑎᒃᑯᑦ	90	30 (1/3)

ᐱᓇᓱᒋᐊᓐᖓᐅᑎᖃᓚᐅᖅᓯᒪᔪᑦ ᐋᖅᑭᒋᐊᒃᑲᓂᖅᐸᒍᒪᓗᒋᑦ "ᐊᐱᖅᓯᑕᐅᔪᒃᓴᐃᑦ ᓇᓕᖅᑲᖏᓐᓂᒃ" ᐊᕐᕋᒍᑖᒫᑦ ᓄᑖᓂᒃ ᓇᓖᕐᖅᐸᑦᑐᑎᒃ ᐊᖑᓇᓱᑦᑎᓂᒃ ᐊᒡᒍᖅᑕᐅᓂᖃᓚᐅᖅᐸᑦᑐᓂᒃ. ᐊᑐᖅᑕᐅᔪᓂ ᑖᒃᑯᐊ "ᐊᐱᖅᓯᖅᑕᐅᔪᒃᓴᐃᑦ ᓇᓕᖅᑲᖏᑦᑕ" ᐋᖅᑭᒋᐊᖅᑕᐅᕙᓚᐅᓐᖏᑦᑐᑦ, ᐊᒻᒪᓗ ᑕᐃᒃᑯᐊ ᑎᒃᑯᐊᖅᑕᐅᔪᒥᓐᓂᑦ ᐱᒋᐊᕐᓂᖓᓂ ᖃᐅᔨᓴᖅᑕᐅᑦᓴᐃᓐᓇᖅᐸᑦᑐᑎᒃ ᐱᓕᕆᖓᓂᓚᒫᖓᓂ (ᐃᓚᖓᑦ ᑕᐃᒪᐃᖏᒃᑲᓗᐊᖅᑐᑎᒃ ᑭᕙᓪᓕᐅᑉ ᓄᓇᓕᖏᓐᓂ).

ᓄᑖᑦ ᖃᑯᑎᒃᑯᑦ ᐊᓯᕙᖅᐸᑦᑐᑦ ᐊᑎᓕᐅᖅᑕᐅᓯᒪᓚᐅᕐᓂᖏᓐᓄᑦ 7ᓂᒃ ᓄᓇᓕᓐᓂ, ᐃᓚᓕᐅᑎᔭᐅᓚᐅᖏᑦᑐᑦ "ᐊᐱᖅᓯᒪᒃᓴᐃᑦ ᓇᓕᖅᑲᖏᓐᓄᑦ" ᑭᓯᐊᓂ ᐊᑎᓕᐅᖅᑕᐅᓂᖅᑲᖅᑐᑎᒃ ᓇᓗᓇᐃᖅᑕᐅᓂᖅᑲᖅᑐᑎᓪᓗ ᑕᒻᒪᖅᑐᒥᒃ. ᑭᖑᓂᐊᓂ, ᐅᑭᐅᑉ ᑎᓴᒪᖓᓂ ᖃᐅᔨᓴᕐᓂᕐᒧᑦ, ᓄᑖᑦ ᐊᖑᓇᓱᑦᑎᓕᒫᑦ ᐱᖃᓯᐅᑦᑐᒋᑦ ᖃᑯᑎᒃᑯᑦ ᐊᒡᒍᖅᑕᐅᓂᖅᑐᑦ ᐃᓚᓕᐅᑎᔭᐅᓚᐅᖅᑐᑦ ᐊᐱᖅᓯᕋᔭᓴᐅᔪᓄᑦ. ᐅᓄᕐᓂᖅᓴᒻᒪᓇᑦ ᑕᒪᒃᑯᐊ ᐊᖑᓇᓱᑦᑏᑦ ᓄᓇᖃᓕᕐᓂᓚᐅᖅᑐᑦ ᓯᕗᓂᐊᒍᑦ ᐊᓯᐊᓂᒃ ᓄᓇᓕᒻᒥ ᐊᑎᖃᖅᑕᐅᖅᑐᑎᒃ.

3.7 ᐱᖅᑯᓯᐅᔪᒃᓴᑦ ᑐᓴᕋᒃᓴᓂᒃ ᓇᑭᕐᓂᐊᕐᓗᓂ

3.7.1 ᐊᐱᖅᓯᓂᐊᖅᓗᓂ ᐊᖏᕈᑕᐅᔪᑦ

ᓄᓇᕗᒻᒥ ᐆᒪᔪᖅᑕᐅᑭᑦᑐᓂᒃ ᖃᐅᔨᓴᕐᓂᖅ ᐊᑐᖅᑕᐅᓚᐅᖅᑐᖅ ᐃᒡᓗᐃᑦ ᐳᓚᕋᖅᑕᐅᑭᑦᑐᑎᒃ, ᓄᓇᓕᒻᒥ ᐳᓚᕋᖅᑎ ᐊᐱᖅᓯᕈᓐᓇᓂᐊᕐᒥᒃᓴᔪᒃ ᐊᑐᓂᑦ ᐊᑎᖃᖅᑕᐅᔪᐃᑦ ᑕᖅᑭᑖᒫᑦ. ᐳᓚᕋᖅᑏᑦ ᑐᓴᖅᑎᑦᓯᑭᓚᐅᖅᑐᑦ ᐅᐸᑦᑐᒋᑦ ᐊᖑᓇᓱᑦᑎᑦ ᐅᖃᓚᐊᒋᓪᓗᓐᓂᑦ. ᐊᐱᖅᓯᓂᐊᖅᑐᖅ ᑐᑭᓯᓇᓱᖅᑲᖅᐸᓚᐅᖅᑐᖅ ᐊᖑᓇᓱᑦᑎᐅᔪᖅ ᐆᒪᔪᓚᐅᖅᑐᒥᓂᐅᒻᒪᖕᒐᑦ ᑕᖅᑭᑖᒫᑦ, ᐆᒪᔪᓚᐅᕐᓂᓗᓂ ᐊᓪᓚᑦᑕᓇᕐᐃᑦ ᖃᑦᑎᐅᓂᖏᑦ, ᓇᒥᓗ, ᐊᓯᖏᓐᓂᓗ ᐆᒪᔪᖅᑕᒥᑕ ᒥᒃᓵᓄᑦ ᓂᕐᔪᑎᐅᔪᓄᑦ ᐊᑐᓂᑦ. ᐅᖃᓚᕙᐃᐅᓐᓂᑭᑎᒃ ᖃᖓᒃᑯᑦ ᐳᓛᓇᖅᑕᐅᔪᓐᓇᒻᒪᖕᒐᒥᒃ ᐋᖅᑭᖅᑎᖅᑳᖅᐸᓚᐅᖅᑐᑦ ᐆᒪᔪᖅᑕᒥᓂᕐᒥᑦ ᐊᓪᓚᐅᕐᑯᓪᓗᒋᑦ.

ᑕᑯᑎᓗᒋᑦ ᐊᐱᖅᓯᕆᐊᖅᐸᐅᕐᒪᑕ ᓱᑯᑦᓯᕐᒥ ᓄᓇᖕᒍᐊᑎᒍᑦ ᑎᑎᖅᑕᐅᖃᑦᑕᕈᓐᓇᕐᓗᒋᑦ ᐆᒪᔪᖅᑕᒥᓂᓂ. ᐳᓚᕋᖅᑏᑦ ᐃᓗᓕᖅᓯᐃᕙᓚᐅᖅᑐᑦ ᑕᑕᑎᕆᐊᓐᓂᒃ ᐆᒪᔪᖅᑕᐅᕙᑦᑐᓄᑦ (ᓄᓇᕗᒻᒥ ᓂᕐᔪᑏᑦ ᐆᒪᔪᖅᑕᐅᕙᑦᑐᓂᒃ ᖃᐅᔨᒪᓐᓂᕐᒧᑦ ᑕᑕᑎᕆᐊᓖᑦ - ᐅᐃᒍᖏᓐᓂ III) ᑐᓴᕐᖃᐅᔪᓂᑦ ᐊᖑᓇᓱᑎᓂᑦ ᑕᖅᑭᑕᒫᑦ. ᑭᓯᐊᓂ, ᐊᖑᓇᓱᑎᐅᔪᑦ ᑐᓴᕐᖃᐅᔪᓐᓇᖕᒋᕐᖕᒐᑦ, ᑕᑕᑎᕆᐊᓖᑦ ᑎᑎᕐᖃᐅᓴᐃᓐᓇᖅᐸᓚᐅᖕᒋᑦᑐᑦ ᑕᒪᒃᑯᓄᖓ ᐃᓄᓐᑦ.

ᐅᖃᐅᓯᐅᓯᒪᒐᓗᐊᖅᑎᓪᓗᒍ ᓇᕝᕙᖅᑐᖃᕈᓐᓇᑐᑦᓴᐅᓂᖓᓂᒃ ᑐᓴᕋᒃᓴᓂᒃ ᐱᓇᓱᓐᓂᓇᓯᒪᔭᖓᒐᑦ ᐊᖑᓇᓱᑦᑎᐅᑉ ᐃᓂᓕᖓᓂᑦᓴᖓ ᑕᒪᑐᒪᐅᑉ ᐱᓕᕆᖑᑎᓪᓗᒍ, ᓇᓗᓇᐃᔭᐃᑦᓯᐊᖅᑐᓂᒃ ᓄᐊᑦᓯᔪᖃᖅᐸᓚᐅᕝᕙᖅᑐᖅ ᖃᐅᔨᓴᕐᓂᕐᒥ. ᓇᓗᓇᐃᒃᑯᑕᐅᕈᐊᕝᕙᖅᑐᓂ ᑭᐅᕝᑦᑐᓄᑦ ᐱᖃᓯᐅᔾᔭᐅᕝᓚᐅᕐᓂᖅᑐᑎᒃ "ᐊᕝᕙᐃᔭᐅᔪᓂᒃ", ᑭᓯᐊᓂ ᑕᒪᕝᕙ ᓄᖅᑲᖅᑎᑕᐅᓚᐅᖅᓯᒪᔪᖅ ᓈᒻᒪᕝᕙᓱᓚᔭᐅᒐᓂ ᑲᔪᓯᒍᑎᑦᓴᐅᓂᕐᖅᑕᐅᒐᓂᓗ.

3.7.2 ᐅᓂᒃᑳᓕᐅᖅᐸᒋᐊᖃᕐᓂᖅ (ᑕᖅᑭᑕᒫᑦ), ᑭᖑᕝᕙᖅᓯᒪᔪᓄᑦ ᐱᖅᑯᓯᐅᔭᕆᐊᓖᑦ

ᖃᐅᔨᓴᕐᓂᖅᐸᓚᐅᖅᑐᖅ ᑕᖅᑭᑕᒫᑦ, ᐱᒋᐊᕐᖃᖅᐸᒃᓯᑎᒃ ᐊᑐᓂᑦ ᖃᐅᔨᓴᕐᖃᐅᔪᑦ ᑕᖅᑭᒥ ᐊᓂᒍᓴᓚᐅᖅᑐᒥᑦ ᐊᐱᖅᓯᓚᐅᖅᑎᕝᓇᒋᑦ. ᐆᑦᑑᑎᒥᓗᒍ, ᐳᓚᕋᖅᑏᑦ ᐱᕕᖃᖅᐸᓚᐅᕐᒪᑕ ᑕᖅᑭᓕᒫᖅ ᔪᓚᐃᖑᑎᓪᓗᒍ ᐊᐱᖅᓯᕋᓱᒍᕝᕙᓂᑦᑎᑦ ᐊᑎᖃᖃᑕᐅᔪᓕᒫᑦ ᐆᒪᔪᓚᐅᖅᑕᒥᓂᕐᒥᑕ ᑕᖅᑭᑦᑕᐅᖅᑕᖓᓂ ᔫᓂᒥ. ᐊᖑᓇᓱᑦᑎᐅᔪᖅ ᑐᓴᕐᖃᐅᔪᕝᕙᖅᑭᒫᖓᑦ ᓇᓕᑐᐃᕝᕙᖅᓂ ᑕᖅᑭᒥ, ᐳᓚᕋᖅᑏᑦ ᐊᐱᖅᑯᑎᖃᖅᐸᓚᐅᕐᒥᔪᑦ ᐆᒪᔪᖅᑕᒥᓂᕐᓄᑦ ᑕᖅᑭᓂ ᐊᓂᒍᖅᑐᓂ ᑐᓴᕐᖃᐅᔪᑦᑕᓯᕝᕙᓚᕐᓂᕐᒥᑦ ᑕᖅᑭᐅᓕᖅᑐᒥ. ᑕᒪᕝᕙ ᐱᔾᔪᓯᐅᔪᖅ, ᑭᖑᕝᕙᖅᓯᒪᔪᓂᒃ ᐱᓕᕆᓂᖅ, ᐱᓕᕆᕆᔭᐅᓚᐅᑦᑐᑦᓯᐅᕐᒥᔪᖅ ᑕᖅᑭᒐᓴᕐᓄᑦ ᐱᔭᕆᐊᖃᕐᖓᑦ. ᑭᓯᐊᓂ, ᑭᖑᕝᕙᖅᓯᒪᔪᑦ ᑐᓴᕐᖃᓴᐅᔪᑦ ᑕᖅᑰᑦ ᐊᕐᕕᓂᓖᑦ ᐅᖓᑖᓅᑦᓴᕐᖃᖓᑦ ᐱᕐᖃᐅᓗᐊᖅᐸᓚᐅᖅᑐᑦ. ᐊᑯᑦᑐᓂᖅᑦ (ᑕᖅᑰᑦ ᖃᑦᑎᐅᓂᖅᑭᑎᒍᑦ) ᐆᒪᔪᖅᑐᒥᓂᐅᑎᑦᓗᒋᑦ ᐊᐱᖅᓯᑕᐅᓕᑕᐃᓐᓇᑦᑎᑦᓗᒋᑦᓗ ᑕᐃᔭᐅᓂᖃᖅᐸᓚᐅᖅᑐᑦ ᐃᖅᑲᖅᓴᕐᕕᖅᑭᑕ ᐊᑯᑦᑐᓂᖅᑭᓂᒃ ᐊᒻᒪᓗ ᐊᑐᖅᑕᐅᕙᑦᑐᓂ ᓱᖅᑯᐃᖅᑕᐅᓇᓱᒫᖓᑕ ᖃᓄᑎᒋ ᑭᖑᕝᕙᖅᓯᒪᑎᒋᕙᓂᕐᒪᖓᑖ ᖃᐅᔨᓴᕐᓂᖅᑲᖅᑎᓪᓗᒍ. ᖃᓄᑎᑏᐸᕐᓂᖅᑭᑦ ᓈᓴᖅᑕᐅᕙᓚᐅᖅᑐᖅ ᐊᑐᓂᑦ ᐆᒪᔪᖅᑕᐅᕙᑦᑐᓄᑦ ᐊᓕᑦᑕᐅᓯᒪᔪᓂ. ᐱᖃᓯᐅᑎᓯᒪᕙᓚᐅᖅᑐᑦ ᐊᓕᑦᑕᐅᓯᒪᔪᑦ ᓇᓕᖅᑲᖅᑭᓂ ᑕᑯᑎᑦᓯᔾᔪᑏᑦ ᐃᖅᑲᖅᓴᖅᑕᐅᔪᐃᑦ ᖃᓄᑎᑏᕐᓂᖅᑭᓂᒃ ᓄᐊᑕᐅᔪᒥᓂᕐᓂᑦ ᐆᒪᔪᖅᑕᓄᑦ, ᓇᓗᓇᐃᓇᔪᓂᒃ ᑕᖅᑭᑕᒫᑦ ᖃᑦᑎᐅᒐᔪᑦᑐᓂᒃ ᑭᖑᕝᕙᖅᓯᒪᔪᑦ ᑕᖅᑭᑦ ᐱᖓᓱᒍᑎᒃ ᑐᖓᒍᓪᓗᓐᓂᑦ, ᑎᓴᒪᐅᒍᑎᒃ ᐱᖓᓱᔪᖅᑐᓗᓐᓂᑦ ᐅᖓᑖᓅᓪᓗᓐᓂᑦ.

ᐆᒪᔪᖅᑕᐅᕙᑦᑐᓂᒃ ᖃᐅᔨᓴᕐᓂᕐᒧᑦ ᐅᓪᓗᖅᓯᐅᑏᑦ ᓴᓇᔭᐅᓚᐅᖅᑐᖅ ᑐᓂᐅᖅᑲᖅᑕᐅᕙᑦᑐᑎᓪᓗ ᐊᑎᖃᖃᑕᐅᔪᓕᒫᓄᑦ ᐅᓪᓗᖅᓯᐅᑏᑦ ᐊᑐᓯᕆᐊᕐᖓᑕ. ᒪᕐᕕᒐᑦ ᑭᖑᕝᕙᖅᐸᕐᓂᑦ ᑎᓴᒪᑦ ᐅᓪᓗᖅᓯᐅᑎᓂ ᑎᑎᕋᕐᕕᒋᓯᒪᕙᓚᐅᖅᑐᑦ ᓂᕐᔪᑎᐅᔪᓂᒃ ᓇᓕᖅᑲᓂᖅᑕᐅᔪᓂᒃ ᐊᔾᔨᕝᕙᖅᑐᖅᑲᖅᓱᓈᑦ. ᐊᖑᓇᓱᑦᑏᑦ ᐊᓕᑦᐸᓚᐅᖅᑐᑦ ᐆᒪᔪᖅᑕᒥᓂᕐᒥᓂᒃ ᐅᓪᓗᖅᓯᐅᑎᓂᑦ ᐊᒻᒪᓗ ᑕᖅᑭᑕᒫᑦ ᑐᓴᕆᐊᖅᑎᒧᑦ ᑖᒃᑯᐊ ᐱᓪᓗᒋᑦ. ᐅᓪᓗᖅᓯᐅᑏᑦ ᐊᑐᖅᑕᐅᕙᕝᕙᖅᑐᑦ ᐊᔾᔨᑦᐸᓚᐅᖅᑐᑦᑐᑦ ᓄᓇᓂᕐᓂ ᐊᑐᓂᑦ.

3.7.3 ᑭᐅᔾᔪᑏᑦ ᐃᓛᒃᑰᖓᓂᖏᑦ ᐊᒻᒪ ᑭᐅᔭᐅᑎᒋᕙᕝᕙᖏᑦ

ᐱᒋᐊᕐᓂᖓᓂ, ᑕᖅᑭᓕᒫᖅᓯᐅᑎᓂ ᑭᐅᔾᔪᑏᑦ ᐃᓄᕝᕙᑦ ᐊᑐᓂᑦ "ᐊᐱᖅᓯᖅᑕᐅᔪᑦᓴᐃᑦ ᓇᓕᖅᑲᖏᕝᕙᓂ" ᐃᒻᒥᒍᑦ ᐊᓕᑦᑕᐅᕙᕝᕙᖅᑐᖅ 9ᖑᔪᓂᒃ ᐃᓛᒃᑰᖅᑕᐅᓯᒪᔪᓂᒃ:

1 – ᐊᓯᕙᖅᐸᓚᐅᖅᑐᖅ
2 – ᓄᓚᐅᖏᑦᑐᖅ
3 – ᐊᓯᕙᖅᐸᓚᐅᖅᑐᖅ ᐆᒪᔪᖅᐸᒐᓂ
4 – ᓱᓕ ᐊᓯᕙᖅᓯᒪᔪᖅ
5 – ᓄᑦᑎᖅᑐᒥᓂᖅ
6 – ᓄᓇᓕᒻᒥᖏᑦᑐᖅ
7 – ᑐᓴᕐᖃᐅᔪᕝᕙᓚᐅᖏᑦᑐᖅ
8 – ᐊᐱᖅᓯᖅᑕᐅᔪᒪᓚᐅᖏᑦᑐᖅ
9 – ᐊᓯᖏᑦ

1998ᒥ, ᑕᒪᒃᑯᐊ ᓱᖅᑯᐃᖅᓯᒍᑏᑦ ᑭᖑᕝᕙᕐᑕᐅᓚᐅᖅᑐᑦ ᐃᒫᖑᖅ, ᐊᒻᒪ ᐋᖅᑭᒋᐊᖅᑕᐅᓪᓗᑎᒃ ᐊᓕᑦᑕᐅᕙᕝᕙᖅᓯᒪᔪᓂ:

1 – ᐊᓯᕙᖅᐸᓚᐅᖅᑐᖅ	(ᑭᖑᕝᕙᓚᐅᖅᑐᖅ ᓇᓕᖅᑐᖅᑐᒥᒃ 1)
2 – ᓄᓚᐅᖏᑦᑐᖅ	(ᑭᖑᕝᕙᓚᐅᖅᑐᖅ ᓇᓕᖅᑐᖅᑐᓂᒃ 2 ᐊᒻᒪ 3)
3 – ᑐᓴᕐᖃᐅᔪᕝᕙᓚᐅᖏᑦᑐᖅ	(ᑭᖑᕝᕙᓚᐅᖅᑐᖅ ᓇᓕᖅᑐᖅᑐᓂᒃ 4, 6, 7 ᐊᒻᒪ 8)
4 – ᓄᓇᓕᒻᒥ ᐊᖑᓇᓱᐸᓗᕝᕙᖅᑐᖅ (ᓄᑦᑎᖅᑐᒥᓂᖅ, ᑎᒍᔭᒥᓂᖅ, ᐃᓄᔪᕝᕙᖅᑐᒥᓂᖅ, ᓄᐸᓗᕝᕙᖅᑐᖅ)	(ᑭᖑᕝᕙᓚᐅᖅᑐᖅ ᓇᓕᖅᑐᖅᑐᒥᒃ 5)

ᓄᑖᖅ ᓱᖅᑯᐃᖅᓯᒍᑎ 4 ᐱᖃᓯᐅᑎᑦᓯᔪᖅ ᐃᓚᐅᔪᕝᕙᓚᐅᖏᑦᑐᓂᒃ ᖃᐅᔨᓴᕐᓂᕐᒥᒃ ᓇᓕᐊᕝᕙᓂᑐᐃᕝᕙᖅ ᑕᖅᑭᒥ ᐋᖅᑕᐅᖃᓯᐅᑎᓪᓗᑎᒃ ᓈᓴᖅᑕᐅᔪᒃᓴᓂᒃ ᑭᐅᔾᔪᑎᒥᓂᕐᓂᒃ. ᓄᑖᖑᒻᒥᔪᖅ ᓱᖅᑯᐃᖅᓯᒍᑎ 3 ᑕᒪᒃᑮᔪᖅ ᑐᓴᕐᖃᐅᔪᕝᕙᓚᐅᖏᑦᑐᓂᒃ ᐊᐱᖅᓯᖅᑕᐅᔪᒪᓚᐅᖏᑦᑐᓂᓪᓗ. ᑭᓯᐊᓂ, ᐊᖑᓇᓱᒃᑎᐅᔪᖅ ᐃᓚᐅᔪᒪᑦᓴᐃᕝᕙᖅᐸᓚᐅᖏᒃᑯᓂ ᖃᐅᔨᓴᕐᓂᕐᒧᑦ, ᐊᑎᖃᕐᖃᐅᔪᒧᑦ ᓇᓕᖅᑲᐃᑦ ᓄᑖᕝᕙᒍᑎᐊᖅᑕᐅᕙᑦᑐᑦ ᑕᑯᑎᑦᓯᒍᑎᐅᓂᐊᕐᓗᑎᒃ ᐊᐱᖅᓯᖅᑕᐅᔪᒪᓚᐅᖏᑦᑐᓂᒃ, ᑕᖅᑭᒥᓗ ᐊᒻᒪᓗ ᐅᑭᐅᒥ ᑎᑎᖅᑕᐅᓪᓗᑎᒃ ᖃᐃᑕᐅᓯᒪᓕᕐᖓᑕ. ᑕᒪᒃᑯᐊ ᑐᓴᕐᖃᓴᐃᑦ ᐃᓗᓕᖏᓐᓂᑎᑕᐅᕙᕝᕙᖅᑐᑦ ᐊᑎᖃᕐᖃᐅᔪᐃᑦ ᐊᒻᒪ ᓇᓗᓇᐃᔭᕈᑎᖃᖅᑐᑎᒃ ᑭᐅᔪᕝᕙᓴᐃᕝᕙᖏᕝᕙᖏᕝᕙᓂᒃ; ᑕᒪᒃᑯᐊ ᐃᓄᐃᑦ ᑎᑎᖅᑕᐅᓯᒪᔪᑦ ᓇᓕᖅᑲᒥ 9. ᑭᒃᑯᓕᒫᑦ ᓇᓕᖅᑲᒻᒥᑦᑐᑦ 1ᒥ ᐃᓗᓕᖅᑲᖅᐸᓚᐅᖅᑐᑦ ᐆᒪᔪᖅᐸᑦᑕᒥᓂᖏᕝᕙᓂᒃ; ᐊᓯᓕᒫᖏᑦ ᓇᓕᖅᑲᐃᑦ ᑕᐃᒪᐃᑕᑎᒃ.

ᖃᐅᔨᓴᖅᑕᐅᔪᕝᕙᖅᑐᑦ ᖃᖓᑐᐃᕝᕙᒃᑯᑦ ᑕᖅᑭᒥ ᑕᒪᒃᑮᔪᑦ ᓇᓕᖅᑲᓂᑦᑐᓂᒃ 1ᒥᑦ 3ᒧᑦ. ᑭᐅᔾᔪᔪᕝᕙᖏᑦ, ᓈᓴᐅᑎᑎᒍᑦ, ᑲᑎᑦᓯᔪᑦ ᓇᓕᖅᑲᐅᔪᓂᒃ 1ᒥᑦ 2ᒧᑦ ᐊᒃᔪᖅᑕᐅᓪᓗᓂ ᑲᑎᑦᑐᓄᑦ ᓇᓕᖅᑲᓂᒃ 1ᒥ 3ᒧᑦ, ᐃᒫᓪᓗᕝᕙᑦ ᑕᑯᑎᑦᓯᒍᑕᐅᔪᕝᕙᖅᑐᑎᒃ: $\sum_{1,2}/\sum_{1,2,3}$ X 100%. ᑕᖅᑭᑕᒫᑦ ᑭᐅᔾᔪᔪᕝᕙᖏᑦ ᐊᑐᓂᑦ ᓄᓇᓕᐅᔪᓂᑦ ᐊᑐᐃᕝᕙᐅᔪᑦ ᐊᓕᑦᑕᐅᓯᒪᔪᐃᑦ ᓇᓕᖅᑲᖏᕝᕙᓂ.

ᓇᓕᖅᑲᖅ 9: ᐱᔾᓇᓐᓗᑎᒃ ᑭᐅᓐᖏᑦᓴᐃᓐᓇᐸᑦᑐᑦ ᓄᓇᓕᑦᑎᒍᑦ

ᓄᓇᓖᑦ		ᑲᑎᑦᑐᒋᑦ ᖃᑦᓱᑦ ᐊᖑᓂᐊᖅᑏᑦ*	ᐊᐱᖅᓱᖅᑕᐅ-ᓯᒪᖏᑦᑐᑦ**	ᐊᐱᖅᓱᖅᑕᐅ-ᓯᒪᖏᑦᑐᑦ %
ᕿᑭᖅᑖᓗᒃ	ᐃᕐᐱᐊᕐᔪᒃ ᐊᒻᒪ ᓇᓂᓯᕕᒃ	310	0	0.0
	ᑭᓐᖓᐃᑦ	243	2	0.8
	ᑲᖏᖅᑐᒫᐱᒃ	245	3	1.2
	ᐊᐅᓯᐃᑦᑐᖅ	73	1	1.4
	ᓴᓂᕋᔭᒃ	181	0	0.0
	ᐃᒡᓗᓕᒃ	307	3	1.0
	ᐃᖃᓗᐃᑦ	540	7	1.3
	ᑭᒻᒥᕈᑦ	114	2	1.8
	ᐸᖕᓂᖅᑑᖅ	224	7	3.1
	ᒥᑦᑎᒪᑕᓕᒃ	408	8	2.0
	ᕿᑭᖅᑕᕐᔪᐊᖅ	192	10	5.2
	ᖃᐅᓯᐃᑦᑐᖅ	75	2	2.7
	ᓴᓂᑭᓗᐊᖅ	181	7	3.9
ᕿᑎᕐᒥᐅᑦ	ᕿᓐᖓᐅᖅ	21	0	0.0
	ᐃᖃᓗᒃᑑᑦᓯᐊᖅ	246	1	0.4
	ᐅᖅᓱᖅᑑᖅ	246	1	0.4
	ᑰᒫᕐᔪᒃ	201	1	0.5
	ᖁᒡᓗᒃᑐᖅ	102	0	0.0
	ᑕᓗᕐᔪᐊᖅ	249	1	0.4
	ᐅᒥᖕᒪᒃᑑᖅ	31	0	0.0
ᑭᓐᓂᖅ	ᐊᕐᕕᐊᑦ	310	1	0.3
	ᖃᒪᓂᑦᑐᐊᖅ	336	110	32.7
	ᐃᒡᓗᓕᒫᕐᔪᒃ	92	5	5.4
	ᓴᑦᓕᖅ	283	13	4.6
	ᑲᖏᖅᓱᓂᖅ	324	48	14.8
	ᓇᐅᔭᑦ	180	1	0.6
	ᑎᑭᕋᕐᔪᐊᖅ	61	3	4.9
ᓄᓇᕗᑦ		5255	237	4.5

* ᑲᑎᑦᑐᒋᑦ ᖃᑦᓱᑦ ᐊᖑᓇᓱᑦᑏᑦ ᐊᐱᖅᓱᕐᓴᓂ ᓇᓕᖅᑲᓂᑦᑐᑦ ᐊᑕᐅᓯᐊᕐᓗᐊᖅᑐᒋᑦ ᖃᐅᔨᓴᕐᓂᖃᓂᖅᓴᓂ.

** ᐊᐱᖅᓱᖅᑕᐅᔪᒪᖏᑦᑐᑦ. ᐊᖑᓇᓱᑦᑏᑦ ᐃᓚᐅᔪᒪᑦᓴᐃᓐᓇᖏᑦᑐᑦ.

3.7.4 ᐆᒪᔪᖅᐊᐅᔪᒥᓂᐅᑉ ᓇᒦᓐᓂᖓ

ᓄᓇᑖᕈᑎᑦ ᓈᓴᐅᑎᖏᓐᓂ 5-5 ᒪᓕᑦᑐᒋᑦ ᖃᐅᔨᓴᕈᑎᒥᓃᑦ ᑕᑯᑎᑦᓯᒋᐊᖃᖅᓯᒪᔾᑦ ᓄᓇᒋᔭᑎᒍᑦ. ᓇᓗᓇᐃᖅᑕᓄᑦ ᐆᒪᔪᓄᑦ ᓇᓕᖅᑲᓂᒃ ᐱᒍᑎᖃᐊᓚᐅᖅᓯᒪᔪᑦ ᐊᓪᓚᑕᐅᖃᑦᑕᖑᓪᓗᒋᑦ ᓇᒥ ᐆᒪᔪᖅᑕᒥᓂᐅᓂᖏᓐᓂᒃ (ᓇᓕᖅᑲᖅ 2).

ᐳᓚᕋᖅᑏᑦ ᓄᓇᖕᒍᐊᖃᖅᑎᑕᐅᓚᐅᖅᑐᑦ 1:250 000ᒥᒃ ᐊᖏᓂᖃᖅᑐᒥᒃ ᐆᒪᔪᕋᓱᖕᐅᐅᑦᑕᓂᒃ ᓄᓇᖅᑲᑎᒥᓄᑦ. ᐃᑲᔪᖅᑕᐅᓪᓗᑎᒃ ᐳᓚᕋᖅᑎᒍᑦ ᐊᖑᓇᓱᑦᑏᑦ ᑎᒃᑯᐊᖅᓯᖑᔭᐅᑦᑕᐅᖅᑐᑦ ᐆᒪᔪᖅᐊᒥᓂᕐᒥᓂᒃ. ᐳᓚᕋᖅᑎ ᓇᓕᖅᒦᒍᑎᖃᖅᐸᓚᐅᖅᑐᖅ ᓄᓇᖕᒍᐊᑦ ᓈᓴᐅᑎᖏᑎᒍᑦ ᐆᒪᔪᖅᐊᐅᔪᒥᓂᕐᓂᒃ ᐊᒻᒪᓗ ᐊᑎᖓᑕ ᓄᓇᐅᑦ ᓇᒦᓐᓂᖓᓂᒃ ᐊᓪᓚᖃᓯᐅᑦᑐᒋᑦ. ᑕᒪᒃᑯᐊ ᓄᓇᖕᒍᐊᑎᒍᑦ ᓇᓕᖅᒦᒍᑎᐅᓯᒪᔪᑦ ᑎᑎᖅᑕᐅᓚᐅᖅᓯᒪᔪᑦ ᓄᓇᖕᒍᐊᓂ ᐊᒻᒪᓗ ᖃᓄᖅ ᓇᓗᓇᐃᖅᓯᔪᑦᓴᐅᑕᐅᒻᒪᖔᕐᒦᒃ ᐅᖃᐅᓯᐅᑦᓗᑎᒃ ᓄᓇᖕᒍᐊᖕᒍᔪᓂ ᐊᑐᓂᑦ. ᓇᓗᓇᐃᔭᕈᑎᒥ 3 ᐅᖃᐅᓯᐅᔪᖅ ᖃᓄᐃᑦᑐᒥᒃ ᐱᖅᑯᓯᖅᑐᑦᓴᐅᓂᖏᓐᓂᒃ. ᑐᖅᑯᖅᑕᐅᓚᐅᖅᑐᑦ ᒪᕐᕉᒃ ᑎᑎᖅᑳᒃ, ᑎᓴᒪᐃᓪᓗ ᓈᓴᐅᑏᑦ ᐊᓪᓚᑕᐅᓯᒪᔪᓄᑦ ᓇᓗᓇᐃᒃᑯᑕᐅᓂᐊᕐᓗᑎᒃ ᓄᓇᖕᒍᐊᑎᒍ ᐆᒪᔪᖅᐊᐅᑦᑐᓄᑦ. ᑕᒪᑎᒎᓇ ᓇᓗᓇᐃᖅᑕᐅᒐᔭᖅᑐᓂ ᓄᓇᖕᒍᐊᒥ ᑭᑉᐸᓇᑦᑐᖓᓂᒃ 1km X 1km ᐆᒪᔪᖅᐊᐅᔪᒥᓂᐅᑉ. ᑕᒪᓇ ᒥᑦᓴᐅᓯᒪᔾᔪᑎᐅᓇᔭᖅᑐᖅ ᐊᓪᓚᑕᐅᔪᓂᒃ 1kmᒧᑦ. ᑭᓯᐊᓂ, ᐃᓚᖏᓐᓂ ᐊᖑᓇᓱᑦᑏᑦ ᑎᒃᑯᐊᑐᐃᓐᓇᖅᐸᓚᐅᕐᒥᔪᑦ ᒥᑦᓴᐅᑐᐃᓐᓇᐸᓗᑦᑐᒍ ᐆᒪᔪᖅᐊᒥᓂᕐᓂ, ᑕᒪᒃᑯᐊ ᐱᓪᓗᒋᑦ ᒥᑦᓴᐅᓯᒪᑎᒋᒻᒪᖔᑦ 1 kmᒧᑦ ᑲᖏᒋᔭᐅᔪᑦᓴᐅᖏᑦᑐᖅ. ᐊᒻᒪᓗ, ᐅᖃᐅᓯᐅᓯᒪᒻᒥᔪᒍᑦ ᐳᓚᕋᖅᑎᓄᑦ ᐃᓚᐅᖃᑕᐅᔪᓄᑦᓗ ᐊᖑᓇᓱᑦᑎᓄᑦ ᐊᒥᓱᐃᑦᑕᖅᓱᑎᒃ ᐊᖑᓇᓱᑦᑏᑦ ᐅᖃᑐᐃᓐᓇᖅᐸᓚᐅᕐᓂᕐᒥᓂᒃ ᓄᓇᐃᑦ ᐊᑎᖏᓐᓂᒃ ᐳᓚᕋᖅᑎᐅᑉ ᓇᒻᒥᓂᖅ ᓇᓕᖅᒦᒋᐊᖃᓯᒪᓕᑦᑐᓂᒋᑦ ᓄᓇᖕᒍᐊᑎᒍᑦ ᐆᒪᔪᖅᐊᐅᔪᒥᓂᕐᓄᑦ. ᐃᓚᖏᓐᓂ ᓄᓇᓐᓂ ᐳᓚᕋᖅᑏᑦ ᐋᖅᒦᓯᒪᓕᓚᐅᖅᑐᑦ ᓄᓇᓂᒃ ᐊᑎᓇᔭᐅᓕᑦᑐᓂᒃ ᓄᓇᖕᒍᐊᑎᒍᓪᓗ ᓇᓕᖅᒦᒍᑎᖏᓐᓂᒃ. ᓱᓕᑦᑕᐅᖅ ᑕᒪᓇ ᑐᖓᐅᑦᓯᓗᐊᕈᑎᐅᔪᓇᕐᒥᔪᖅ ᐆᒪᔪᖅᑕᒥᓂᐅᑉ ᓇᒦᓐᓂᖅᑕᖅᑐᒥᓂᒃᖓᓂᒃ. ᑕᒪᒃᑯᐊ ᐱᖅᑯᓯᐅᓇᓂᖏᓐᓂ ᑲᖏᒋᔭᐅᔪᑦᓴᐅᖏᑦᑐᖅ ᓄᓇᖕᒍᐊᑎᒍᑦ ᒥᑦᓴᐅᓯᒪᑎᒋᓂᖏᑦ 1 kmᒧᑦ. ᑕᒪᓇ ᐃᓱᒪᒋᖅᓯᐅᑎᒋᐊᖃᖅᑐᖅ ᐊᑐᖅᑕᐅᓂᐊᕈᑎᒃ ᑐᓴᖅᓴᐅᔪᐃᑦ ᐆᒪᔪᖅᐊᒥᓂᐅᑉ ᓇᒦᓐᓂᖅᑕᖅᑐᒥᓂᒃᖓᓂᒃ ᐊᒻᒪ ᓄᓇᐅᑉ ᐊᑎᖓᓂᒃ. ᑭᓯᐊᓂ, ᓄᓇᑖᕈᑎᑦ ᐅᖃᖅᓯᒪᖏᒻᒪᑕ ᑭᒃᓕᒋᔭᐅᔪᑦᓴᓂᒃ ᖃᓄᑎᒋ ᒥᑦᓴᐅᓯᒪᑦᑎᐊᓇᐊᖃᖅᓂᖏᓐᓂᒃ ᐊᓪᓚᑕᐅᓯᒪᔪᐃᑦ ᐆᒪᔪᖅᐊᐅᔪᒥᓂᕐᓂᒃ ᐊᒻᒪᓗ ᓴᖅᑭᕈᑕᐅᔪᐃᑦ ᓄᓇᖕᒍᐊᑎᒍᑦ ᐆᒪᔪᖅᐊᐅᑦᑐᓂᒃ ᓱᓕ ᑎᑎᕋᐅᓯᖃᖅᐸᓪᓕᐊᒻᒪᑦ ᐃᓄᐃᑦ ᖃᓄᐃᒍᓯᒋᑦᑕᖏᓐᓂᒃ ᓂᕐᔪᑎᑦ ᐱᓪᓗᒋᑦ ᐱᔭᕇᖅᑐᐃᑦ ᒪᓕᑦᑐᒋᑦ ᐊᖏᕈᑎᓃᑦᑐᑦ ᐃᓛᒃᑰᖓᔪᒥ 5.4.5 (ᐃ).

ᐆᒪᔪᖅᐊᒥᓃᑦ ᕿᒥᕐᕈᔭᐅᔪᓐᓇᖅᑐᑦ ᓄᓇᕗᑦ ᐆᒪᔪᓕᓇᔨᕐᔪᐊᒃᑯᑦ ᖃᐅᔨᓴᕈᑎᐅᓯᒪᔪᒥᒃ ᑕᑯᑎᑦᓯᔾᔪᑎᒥ GIS, ᐅᑯᓇᓃᖅᓯᐅᑦᑐᑦ. ᐅᖃᓕᒫᖅᑐᑦ ᖃᐅᔨᒋᐊᖅᑐᑦᓴᐅᕗᑦ ᐱᖃᓯᐅᑎᓯᒪᔪᓂᒃ ᑖᑦᓯᒧᖓ ᑕᑯᑎᑦᓯᔾᔪᑎᒧᑦ ᐊᑐᓚᐅᖏᓐᓂᖏᓐᓂ ᐊᓪᓚᑕᐅᓯᒪᔪᓂᒃ ᑕᑯᑎᑦᓯᔾᔪᑎᒥ. ᐊᓪᓚᓯᒪᔪᐃᑦ ᐱᖃᓯᐅᔨᓯᒪᔪᑦ ᓇᓗᓇᐃᔭᐃᔪᓂᒃ ᐊᓪᓚᑕᐅᓯᒪᔪᓂᒃ ᐊᒻᒪᓗ ᐃᓗᓕᖏᓐᓂᒃ ᓲᕐᓗ ᐊᓪᓚᑕᐅᓯᒪᔪᐃᑦ ᓄᐊᑕᐅᓐᓂᕐᒪᖔᑖ, ᐱᓕᕆᐊᖑᓪᓗᑎᓪᓗ ᐊᒻᒪ ᓇᓗᓇᐃᖅᑕᐅᑦᓯᐊᒃᑲᓂᓐᓂᕐᒪᖔᑖ.

ᓇᓗᓇᐃᔭᕈᑎᑦ 3: ᐆᒪᔪᖅᐊᒥᓃᑦ ᓄᐊᑕᐅᓯᒪᔪᑦ

ᓄᓇᖕᒍᐊᒧᑦ ᓇᓗᓇᐃᒃᑯᑕᐃᑦ ᓱᖅᑯᐃᖅᑕᐅᒋᐊᖅᐸᓚᐅᖅᑐᑦ ᑎᑎᖅᒦᖅᑕᐅᓪᓗᑎᒃ ᓄᓇᖕᒍᐊᑎᒍᑦ ᓇᓕᖅᑲᖏᑕ ᑎᑎᖅᑲᖏᑦ (ᐆᑦᑑᑎᒋᓗᒍ WH ᐅᑯᓇᓂ).

ᑎᑎᖅᒦᒃ ᒥᑦᓵᓂᑦ ᑲᓇᓐᓇᐅᑉ ᒥᒃᓵᓄᑦ ᓇᓗᓇᐃᒃᑯᑕᖓ:

● ■

ᑕᑭᓐᖓᑦ ᑲᓴᐅᑉ ᒥᑦᓛᓄᑦ:

◆ ▲

ᐅᑯᐊ ᒪᓕᓪᓗᒋᑦ ᓄᓇᖕᒍᐊᑎᒍᑦ ᓇᓗᓇᐃᒃᑯᑖ ᐅᓇᐅᒐᔭᖅᑐᖅ **WH1504.**

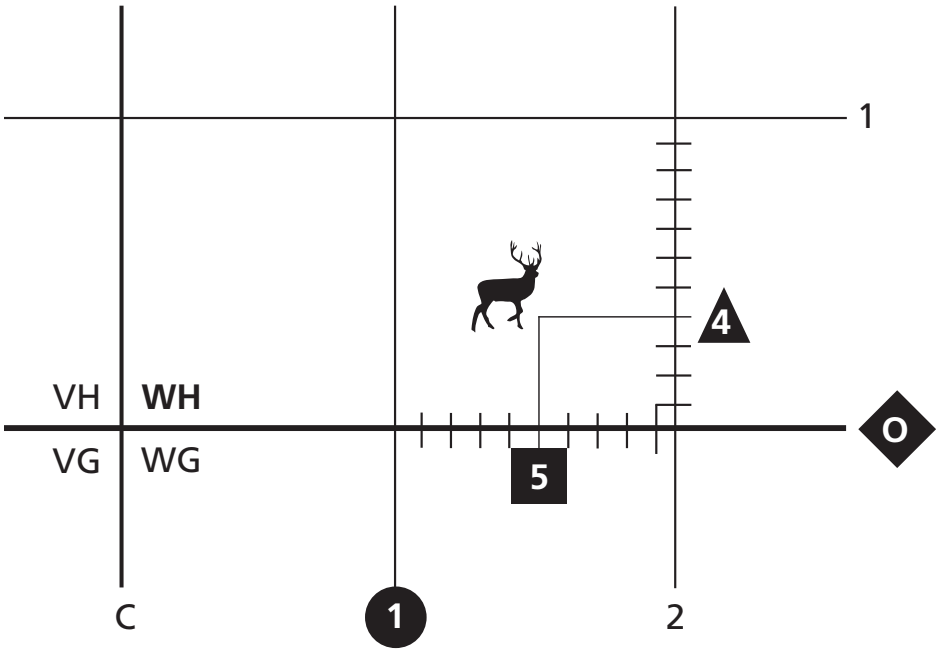

4. ᑐᓴᕋᒃᓴᐃᑦ ᐆᒪᔪᖅᑕᐅᕙᑦᑐᓂᒃ (ᓴᖅᑭᑕᐅᔪᑦ)

ᐅᑯᐊ ᐅᓂᒃᑳᑦ 27ᓂᒃ ᐃᓗᓕᖃᐅᖅᑐᑦ ᐆᒪᔪᖅᑕᐅᕙᑦᑐᓂᒃ ᓇᓕᖅᑲᓂᒃ (ᓄᓇᕗᓄᑦ ᐊᑐᓂᑦ, ᐊᑕᐅᓯᕐᒧᑦ ᓈᓴᖅᓯᐅᔾᔭᐅᓪᓗᑎᒃ ᐃᕐᐱᐊᕐᔪᖕᒥᐅᑦ ᓇᓂᓯᕕᖕᒥᐅᓪᓗ) ᐊᒻᒪᓗ ᐃᓗᓕᖃᓐᓗᓂ ᓄᓇᕘᕐᑖᒧᑦ ᓇᓕᖅᑲᐅᔪᓂᒃ ᑲᑎᑕᐅᓪᓗᑎᒃ ᓴᖅᑭᑕᐅᓯᒪᔪᑦ ᓄᓇᓕᓂᒫᓂᑦ. ᑲᑎᑦᑐᒋᑦ 664ᖕᒍᔪᑦ ᐆᒪᔪᖅᑕᐅᕙᑦᑐᓄᑦ ᓇᓕᖅᑲᐃᑦ (ᓇᓕᖅᑲᑦ 11ᒥᑦ 674ᒧᑦ) ᐅᑯᓇᓃᑦᑐᑦ ᓈᓴᐅᑎᒥ 6: ᓄᓇᕗᓂ ᓴᖅᑭᑕᐅᔪᓂᒃ ᐅᖃᖃᑎᒌᒍᑎᑦ. ᓇᓕᖅᑲᐃᑦ ᐃᓂᓪᓚᒐᓂᖃᖅᑐᑦ ᖃᐅᔨᓴᕐᕕᑦ ᐅᑭᐅᑦ ᒪᓕᑦᑐᒋᑦ, ᓄᓇᓕᓂᑦ ᐊᑐᓃᖕᒐᔪᑦ ᐃᓗᓕᖃᐅᓛᑭᔾᑦ ᓇᓕᖅᑲᓂᒃ ᐅᑭᐅᑦ ᑕᓪᓕᒪᑦ ᐊᑐᓂᑦ ᐊᒻᒪᓗ ᓇᓕᖅᑲᐅᕐᒥᔪᑦ ᓇᐃᖑᔪᓂᒃ ᐊᕐᕌᒍᑕᒫᑦ ᑲᑎᑕᐅᓯᒪᔪᓂᒃ ᐅᑭᐅᓂᒃ ᑕᓪᓕᒪᓂᒃ. ᓄᓇᕗᓂ ᓴᖅᑭᑕᐅᔪᓂᒃ ᐅᖃᖃᑎᒌᒍᑎᑦ ᐱᐊᓂᒍᑎᖃᖅᑐᐃᓐᓇᐅᔪᑦ ᐊᑐᓂᑦ ᓄᓇᓕᓐᓄᓂᖕᒐᔪᓂᑦ. ᐊᑐᓂᑦ ᐊᕐᕌᒍᑕᒫᖅᓯᐅᑎᓄᑦ ᓇᓕᖅᑲᐃᑦ ᐅᑯᓂᖕᒐ ᐃᓗᓕᖃᐅᖅᑐᑦ:

1. *ᐆᒪᔪᖅᑕᐅᕙᑦᑐᓄᑦ ᑕᖅᑭᑕᒫᖅᓯᐅᑎᑦ* – ᑖᒃᑯᐊ ᓇᓕᖅᑲᐃᑦ ᐃᓗᓕᖃᖅᑐᑦ ᑕᖅᑭᑕᒫᖅᓯᐅᑎᓂᒃ ᐆᒪᔪᖅᑕᐅᕙᑦᑐᓂᒃ ᓂᕐᔪᑎᑦ ᒪᓕᓪᓗᒋᑦᑲ, ᐊᒻᒪᓗ ᐊᕐᕌᒍᓕᒫᒧᑦ ᑲᑎᑕᐅᓯᒪᔪᓂᒃ ᓂᕐᔪᑎᓄᑦ ᐊᑐᓂᑦ, ᓈᓴᖅᑕᐃᓐᓇᓕᓪᓗᒋᑦ ᑲᑎᑕᐅᓯᒪᔪᑦ ᑕᖅᑭᑕᒫᖅᓯᐅᑎᑦ, ᓪᓕᕐᕋᖕᒋᑦ ᖁᓕᓇᔭᐅᒐᑎᒃ ᓇᓖᕐᖅᑕᐅᓂᖕᒋᑦ ᐊᕐᕌᒍᑕᒫᖅᓯᐅᑎᑦ ᑲᑎᑕᐅᓯᒪᔪᑦ. ᐃᓚᖕᒋᑦ ᓂᕐᔪᑏᑦ ᓇᓕᖅᑲᑦᑎᖃᓂ (ᓇᓕᖅᑲᖅ 1) ᑲᑎᑕᐅᓚᐅᖅᑐᑦ ᓈᓴᖅᑕᐅᑎᓪᓗᒋᑦ ᐆᒪᔪᖅᑕᐅᔪᒥᓃᑦ ᓇᓖᕐᖅᑕᐅᓂᖕᒋᓪᓗ. ᑕᒪᓐᓇ ᐊᑐᖅᑕᓚᐅᖅᑐᖅ ᐱᔭᕇᑐᓕᕐᓂᖕᒋᔫᒥᖕᒍᓪᓗᒋᑦ ᐅᓂᒃᑳᓕᐅᓇᕐᓐᓂᑦ ᐊᒻᒪᓗ ᐱᔫᑎᒋᓪᓗᒍ ᐃᓚᖕᒋᓐᓂ ᐊᖑᓇᓱᑦᑏᑦ ᐅᓂᒃᑳᖅᑲᑦᑕᐅᔪᓂᒃ ᓇᓕᐊᓐᖑᓪᓚᑖᕐᓂᖕᒋᑦ ᐱᓇᒋᑦ. ᓂᕐᔪᑏᑦ ᑲᑎᑕᐅᕐᑦᑐᑦ ᐅᑯᐊᖑᕐᑐᑦ:
   - ᑐᒃᑐᐃᑦ: ᑐᒃᑐᐃᑦ ᓇᐹᖅᑐᖃᖕᒋᑦᑐᒥᐅᑦ, ᕿᑭᖅᑕᒥᐅᑦ, ᑐᒃᑐᓛᑦ ᐊᒻᒪᓗ ᑐᒃᑑᔭᐃᑦ, ᐅᖃᐅᓯᒃᓴᓕᐊᖑᓯᒪᔪᓃᑦᑐᑦ ᓄᓇᕗᓂᒃ ᓴᖅᑭᑕᐅᔪᓂᒃ ᐅᖃᖃᑎᒌᒍᑎᐅᔪᓂ ᑕᑯᑎᑦᓯᔪᑦ ᖃᓄᐃᑦᑐᑦ ᐆᒪᔪᖅᑕᐅᕙᖕᒋᖕᒋᓂᒃ ᓄᓇᕗᓂ ᐊᑐᓂᑦ
   - ᑎᓇᒐᓂᐊᖅ: ᐱᖃᓯᐅᑦᑐᑦ ᖃᑯᖅᑕᐅᑎᓪᓗᒋᑦ ᑖᓂᑭᑦᑎᓪᓗᒋᓪᓗ
   - ᑎᓇᒐᓂᐊᖅᐸᐃᑦ: ᐱᖃᓯᐅᑦᑐᑦ ᐊᐅᐸᖅᑐᑦ, ᕿᓐᓈᖕᒐᔪᑦ, ᑕᒪᒃᑭᖅᑐᑦ ᐊᒻᒪᓗ ᕿᓐᓂᖅᑕᐃᑦ
   - ᒥᑏᑦ: ᐱᖃᓯᐅᑦᑐᑦ ᕿᖕᒐᓛᑦ ᒥᑏᓪᓗ
   - ᓂᕐᓛᑦ ᒪᓐᓂᖕᒋᑦ: ᐱᖃᓯᐅᑦᑐᑦ ᑲᖕᒍᐃᑦ ᒪᓐᓂᖕᒋᑦ, ᓂᕐᓛᑦ ᐅᓗᐊᒍᓪᓗᓄᑦ, ᖃᕐᕌᕐᔪᓐᓄᑦ, ᓂᕐᓐᓇᓄᑦ ᐊᒻᒪᓗ ᓂᕐᓗᓄᑦ
   - ᒥᑏᑦ ᒪᓐᓂᖕᒋᑦ: ᐱᖃᓯᐅᑦᑐᑦ ᕿᖕᒐᓛᑦ ᒪᓐᓂᖕᒋᑦ ᒥᑏᓪᓗ
   - ᐃᖃᓗᐃᑦ: ᐱᖃᓯᐅᑦᑐᑦ ᑎᓯᔪᐃᑦᑐᑦ ᑎᓯᔪᖅᑐᓪᓗ ᐃᖃᓗᐃᑦ

2. *ᑕᖅᑭᑕᒫᑦ ᐊᖑᓇᓱᑦᑏᑦ ᑭᐅᔾᔪᑎᖕᒋᑦ* – ᑖᒃᑯᐊ ᑕᑯᑎᒃᓯᔪᑦ ᐅᓄᕐᓂᖕᒋᓂᒃ ᐊᖑᓇᓱᑦᑏᑦ ᖃᐅᔨᓴᖅᑕᐅᓂᖃᕈᓐᓇᐅᖅᑐᑦ (ᑕᖅᑭᑕᒫᖅᓯᐅᑎᑦ ᐊᖑᓇᓱᒃᑏᑦ ᐊᑎᖕᒋᑦ), ᐅᓄᕐᓂᖕᒋᓐᓂᓗ ᐊᐱᖅᓯᖅᑕᐅᔪᒃᓴᐅᔪᐃᑦ (ᖃᐅᔨᓴᕐᕕᐅᒐᓛᑐᐃᓐᓇᖅᓯᒪᔪᓄᑦ), ᖃᕐᑎᐅᓂᖕᒋᓂᒃ ᐊᐱᖅᓯᖅᑕᐅᓚᐅᖅᑐᐃᑦ ᐆᒪᔪᖅᐸᐅᖅᑐᐃᓐᓗ ᑕᖅᑭᑕᒫᑦ, ᐊᒻᒪᓗ ᑕᑯᑎᑦᓯᒋᓪᓗᑎᒃ ᑕᖅᑭᑕᒫᑦ ᑭᐅᕐᕌᑎᒥᓂᓇᔭᖕᒋᑦ (ᐊᒡᒍᖅᑕᐅᓂᖃᖅᑐᓕᒫᑦ ᑲᑎᑦᑐᒋᑦ) ᓈᓴᐅᑎᑦ ᑖᒃᑯᐊ ᒪᓕᑦᑐᒋᑦ. ᓈᓴᕐᓂᐊᕐᓗᒋᑦ ᐆᒪᔪᖅᑕᐅᔪᒥᓃᑦ, ᐊᑐᓂᑦ ᐊᒡᒍᖅᓯᒪᓂᐅᔪᑦ ᐃᒻᒥᒃᑯᑦ ᐃᓱᒪᒃᓴᕐᓯᐅᕈᑕᐅᓚᐅᖅᑐᑦ ᐊᒻᒪᓗ ᒥᑦᓴᐅᓯᖅᑕᐅᓯᒪᔪᑦ ᓈᓴᖅᑕᐅᖅᑳᖅᑐᑎᒃ ᐊᑐᓂᑦ ᐊᓯᕿᖅᑎᓄᑦ ᐊᒡᒍᖅᑕᐅᓯᒪᓪᓗᑎᒃ, ᑕᒪᕐᒥᒃ ᑲᑎᑕᐅᓯᑦᑕᓇᕐᑦ ᓴᖅᑭᕐᓂᐊᕐᓗᒋᑦ ᓄᓇᓕᒻᒥ ᓈᓴᖅᑕᐅᕿᒃᓯᒪᔪᐃᑦ ᑕᖅᑭᓕᒫᓂᑦ ᖃᐅᔨᓴᕐᓂᖃᖅᑎᓪᓗᒍ.

3. *ᐊᐅᓚᔾᔭᐅᔪᑦ ᐊᑯᓂᐅᑎᒋᓂᖕᒋᑦ ᐆᒪᔪᓚᐅᖅᑎᓪᓗᒋᑦ ᐊᐱᖅᓱᑕᐅᓇᓱᓂᖕᒐᓄᑦ* – ᓇᐃᖕᒍᔪᑦ ᖃᓄᑎᒋ ᐊᑯᓂᐅᑎᒋᔪᒥᓂᐅᓂᖕᒐᓂᒃ ᐆᒪᔪᖅᑐᖃᓚᐅᕐᓂᖕᒐᓂᑦ ᐊᐱᖅᓱᖅᑕᐅᓚᓱᓂᖕᒐᓄᑦ ᓄᐊᑕᐅᕐᑯᓪᓗᒋᑦ. ᓇᓕᖅᑲᓂᑦᑐᑦ ᖃᑦᑎᐅᑎᒋᓯᕐᓂᖕᒋᓂᒃ ᐊᓪᓕᑕᐅᔪᒥᓃᑦ ᐊᐅᓚᔾᔭᒋᐊᖃᖅᐸᑦᑐᓄᑦ ᑕᖅᑭᑦ ᐱᖑᓱᑦ ᑐᖑᒍᑦ ᑕᖅᑭᓪᓗ ᑎᓴᒪᓂᑦ ᐊᕐᕌᒍᓂᓐᓄᑦ ᐊᒻᒪᓗ ᐅᖑᑖᓄᑦ. ᖃᑦᑎᐅᑎᒋᓂᖕᒋᑦ ᓈᓴᐅᓯᖅᑕᐅᓚᐅᖅᑐᑦ ᖃᓂᒋᓛᖕᒐᓄᑦ ᓈᓴᐅᒻᒧᑦ ᑲᑎᑦᑐᒋᑦ ᐱᖑᓱᑦ ᐊᕕᒃᑐᖅᓯᒪᔪᐃᑦ ᐃᓕᔾᔭᐅᕐᓚᐅᖅᑐᑦ ᓪᓕᕐᕋᖕᒋᑦ ᑎᖁᐊᖅᑕᐅᓯᒪᔪᓂ. ᐊᐅᓚᔾᔭᐅᔪᑦ ᓯᕕᑦᑐᓂᖕᒋᑦ ᑕᑯᑎᑦᓯᒍᑕᐅᔪᓐᓇᕐᒪᑕ ᐅᖃᓛᖅᑐᓄᑦ ᖃᓄᑎᒋ ᑭᖑᓯᕐᖅᓯᒪᑎᒋᓂᖕᒐᓂᒃ ᐳᓚᕐᖅᑎᐅᔪᖅ ᐊᒻᒪᓗ ᐊᐅᓚᔾᔭᒥᒃ ᑕᒻᒪᖅᓯᒪᔪᖃᑐᐃᓐᓇᕐᐊᖃᕐᓂᖕᒐᓂᒃ (ᐅᖃᐅᓯᐅᔪᑦ ᓈᓴᐅᒻᒥ 5.4.2).

4. *ᖃᑦᑎᐅᓂᖕᒋᑦ ᐊᖑᓇᓱᑦᑏᑦ ᐆᒪᔪᕐᓱᐸᑦᑐᑦ ᓂᕐᔪᑎᓂᒃ ᐊᑐᓂᑦ* – ᑖᓐᓇ ᓇᓕᖅᑲᖅ ᑕᑯᑎᑦᓯᔪᖅ ᖃᑦᑎᐅᓂᖕᒋᓐᓂᒃ ᐊᖑᓇᓱᑦᑏᑦ ᐆᒪᔪᕐᓱᐸᑦᑐᐃᑦ ᓂᕐᔪᑎᓂᒃ ᐊᑐᓂᑦ ᑕᖅᑭᑕᒫᑦ ᖃᐅᔨᓴᕐᓂᖃᖅᑎᓪᓗᒍ ᐅᑭᐅᖑᓐᓂ. ᐅᖃᓛᒫᖅᑐᑦ ᖃᐅᔨᓂᐊᖅᑐᑦ ᓇᓛᓂᑦᑐᑦ ᑲᑎᑦᑐᓂᒃ ᐊᔾᔨᒋᑦᓴᐃᓐᓇᖅᐸᖕᒋᒻᒪᒋᑦ ᑕᖅᑭᑕᒫᖅᓯᐅᑎᓄᑦ ᓇᓛᓂᑦᑐᐃᑦ ᐱᔾᔪᑕᐅᓪᓗᓂ ᑖᓐᓇᓴᐃᓐᓇᖅ ᐊᖑᓇᓱᑦᑎᐅᔪᖅ ᐆᒪᔪᕐᓱᒍᓐᓇᑦᑎᐊᕐᒪᑦ ᓇᓕᐊᓐᖑᐅᑐᐃᓐᓇᖅ ᓂᕐᔪᑎᒥᒃ ᑕᖅᑭᓕᒫᑐᐃᓐᓇᐅᖕᒋᑦᑐᖅ ᐅᑭᐅᖑᓐᓂ.

ᐅᑭᐅᓄᑦ ᑕᓪᓕᒪᓄᑦ ᓇᐃᖑᔪᐃᑦ ᓇᓕᖅᑲᐃᑦ ᓄᓇᕗᓄᑦ ᐊᑐᓂᑦ ᐃᓗᓕᖃᖅᑐᑦ ᑖᒃᑯᓇᓐᖑᓴᐃᓐᓇᖅ ᑎᓴᒪᐅᔪᓂᒃ ᓇᓕᖅᑲᓂᒃ ᖁᓛᓂ ᐅᖃᐅᓯᐅᔪᓂᒃ ᑭᓯᐊᓂᑦᑕᐅᖅ ᐊᕐᕌᒍᓕᒫᒧᑦ ᓴᖅᑭᕈᑕᐅᔪᓂᒃ ᑕᑯᑎᑦᓯᒥᔪᑦ ᑕᖅᑭᑕᒫᖅᓯᐅᑎᓂᑑᓐᖕᒋᑦᑐᖅ. ᐅᖃᓯᐅᖅᑲᐅᕐᒪᑦ ᐊᓪᓕᑕᐅᔪᒥᓂᑦ ᓇᓕᖅᑲᑦ ᓄᓇᕗᓂᒃ ᓴᖅᑭᑕᐅᓯᒪᔪᓂᒃ ᐅᖃᖃᑎᒌᒍᑎᐅᔪᑦ. ᑖᒃᑯᐊ ᓇᐃᖑᓯᒪᔪᑦ ᓱᓕᔪᕐᓇᖅᑎᒋᓂᖕᒋᑦ ᐆᒪᔪᖅᑕᐅᕙᑦᑐᐃᑦ ᖃᑦᑎᐅᓂᖕᒋᑦ ᐱᓪᓚᑦᑖᖅᑐᒧᑦ ᓄᓇᓕᒻᒧᑦ, ᓇᓗᓇᐃᓐᒋᐊᒃᑲᓂᖅᑐᑎᓪᓗ ᓴᖅᑭᑕᐅᔪᓂᒃ ᓈᓴᐅᑎᒥ 5 ᐊᒻᒪᓗ ᐃᓗᓕᖃᓐᓗᓂ ᐊᓯᖕᒋᓂᒃ ᓇᕐᕋᕐᕕᐅᓯᒪᔪᓂᒃ ᐆᒪᔪᖅᑕᐅᕙᑦᑐᓄᑦ. ᑎᒃᑯᐊᖅᑕᐅᓯᒪᔪᑦ ᓂᕐᔪᑎᑦ ᓈᓴᐅᑎᓃᑦᑐᑦ ᓇᓗᓇᐃᒃᑯᓯᖅᓯᒪᔪᑦ ᓇᓗᓇᐃᓐᓪᓗᑎᓪᓗ ᐅᖃᓛᖅᑎᓄᑦ ᓇᒧᑦ ᑕᑯᒋᐊᕐᓇᕐᒪᖔᕐᒥᒃ ᐅᖃᐅᓯᐅᔪᒥᓂᕐᓄᑦ ᑕᒪᒃᑯᐊ ᐱᓪᓗᒋᑦ ᐊᓪᓚᑕᐅᔪᒥᓂᕐᓂᔫᓐᓂᑦ ᐅᑯᓇᓂ.

[6] ᓇᓄᕐᓄᑦ ᖃᐅᔨᓴᕐᑕᐅᓯᒪᔪᓂᑦ ᓴᕿᔾᔭᕐᑎᑦᑎᕐᖅ ᓇᓄᖅᑕᐅᓯᒪᔪᓂᐅᕐᖕᒋᑦᑐᖅ ᓈᓴᖅᓯᒪᔪᑦ; ᐊᖑᓇᓱᖅᑕᐅᓯᒪᔪᓂᑦ ᖃᑦᓯᐅᕐᖕᒋᑦ ᑐᓂᔭᐅᓯᒪᔪᑦ ᐊᐅᓚᑦᓯᕐᕕᖕᒐᓂᑦ ᐃᑯᐱᒃᑐᓕᓇᔭᐅᔪᑦ.

4.1 ᐆᒪᔪᖅᑕᐅᕝᕕᑦ ᖃᑦᑎᐅᔪᓐᓂᖏᑦ

ᓄᓇᕗᒻᒥ ᖃᐅᔨᓴᕐᓂᐅᔪᒧᑦ ᐊᑐᓚᐅᖅᑐᑦ ᒥᑦᓴᐅᓯᕈᓯᐅᔪᒥᒃ ᐱᓯᒪᓂᓇᔭᖏᑕ ᑕᒪᒃᑯᐊ ᐅᖃᐅᓯᐅᔪᒥᓃᑦ ᐆᒪᔪᖅᑕᐅᔪᑦ ᓈᓴᖅᑕᐅᕝᕙᑦᑐᑎᒃ ᑭᐅᕝᕙᑦᑎᒋᓂᖏᑦ ᑭᐳᒍᑎᒋᓪᓗᒍ, ᐃᒪᓐᓇ ᓇᓗᓇᐃᔭᐅᑎᓕᒃ:

$$Y = y(N/n)$$

ᐃᒪᐃᑦᑑᔪᑦ Y = ᐆᒪᔪᖅᑕᐅᓯᒪᔪᑦ ᖃᑦᑎᐅᓂᖏᑦ

y = ᐆᒪᔪᖅᑕᒥᓃᑦ ᐅᖃᐅᓯᐅᓯᒪᔪᑦ

N = ᐃᓄᒋᐊᓐᓂᖏᑦ ᐅᕝᕙᓗ ᖃᐅᔨᓴᖅᑕᐅᔪᑦ (ᑕᖅᑭᑕᒫᖅᓯᐅᑎᓂ ᐊᑎᖃᖅᑐᑦ)

n = ᐊᖑᓇᓱᑦᑏᑦ ᑭᐅᔪᑦ ᖃᑦᑎᐅᓂᖏᑦ

ᑕᕝᕗᓐ ᐱᓇᓱᔪᓯᒍᑦ ᑭᖑᒋᔭᐅᑐᐃᓐᓇᖅᑐᖅ ᑭᐅᕝᕙᑦᑐᐃᑦ ᓇᕝᕙᖅᐊᐅᒍᓐᓇᕐᓂᖏᓐᓂᒃ ᓇᓕᕐᖅᐊᐅᑐᐃᓐᓇᕐᓗᑎᒃ ᐃᓄᕐᑯᑎᒋᔭᐅᔪᐃᑦ. ᑕᖅᑭᑕᒫᑦ ᐃᒻᒥᒃᑰᖅᑐᒥᒃ ᖃᐅᔨᓴᖅᑕᐅᓂᖃᖅᐸᑦᑐᓂ ᐊᒻᒪᓗ ᐊᑐᓂᑦ ᐊᒡᒍᖅᑕᐅᓯᒪᓂᐅᔪᐃᑦ ᐃᒻᒥᒍᑦ ᓈᓴᖅᑕᐅᕝᕙᑦᑐᑎᒃ.

ᐆᒪᔪᖅᑕᐅᕝᕙᑦᑐᑦ ᖃᑦᑎᐅᓂᖏᑦ ᐊᒻᒪᓗ ᐊᔾᔨᒌᓐᓂᖏᓐᓂᒃ ᕿᒥᕐᕈᔭᐅᓯᒪᔪᓂᒃ ᓈᓴᐃᓂᐅᔪᐃᑦ ᐊᑐᖅᑕᐅᓯᒋᐊᓚᐅᖅᓯᒪᔪᑦ ᐋᖅᑭᑦᑕᐅᓯᒪᔪᓂᑦ ᑲᓇᑕᒥ ᓈᓴᐅᓯᓇᔨᒃᑰᓐᑦ ᐃᓄᕕᐊᓗᖏᒥᐅᑦ ᖃᐅᔨᓴᖅᓇᓱᒪᔭᖑᓂᑦ ᐆᒪᔪᖅᑕᐅᕝᕙᑦᑐᓂᒃ (ᑲᑐᔾᔨᖃᑎᒌᒍᑕᐅᔪᖅ, 2003). ᓇᓗᓇᐃᖅᑕᐅᖃᑦᑕᕐᔪᓪᓗᒋᑦ ᐊᑐᓕᖅᑎᑕᐅᕝᕙᓇᔭᖏᑦ ᑕᒪᒃᑯᐊ ᓈᓴᐃᓂᐅᕝᕙᑦᑐᐃᑦ ᓄᓇᕗᒻᒥ ᖃᐅᔨᓴᖅᓂᐅᔪᒧᑦ, ᑖᒃᑯᐊ ᐱᓕᓇᑎᑕᐅᓚᐅᖅᑐᑦ ᑎᒥᐅᔪᑦ ᓇᓗᓇᐃᔭᕈᓐᓇᕐᓗᒋᑦ ᓈᓴᖅᑕᐅᓯᒪᔪᐃᑦ ᐆᒪᔪᖅᑕᐅᕝᕙᑦᑐᓄᑦ ᐊᒻᒪᓗ ᓇᕝᕙᖅᐊᒋᔪᓐᓇᕐᓗᒋᑦ ᖃᐅᔨᓴᖅᓂᕐᒥ ᐊᓪᓚᑕᐅᓯᒪᔪᐃᑦ.

ᓇᓗᓇᐃᔭᓇᐊᖅᓯᒪᔪᖅ ᓈᓴᐃᔾᔪᓯᐅᔪᖅ ᐃᒪᐃᓕᖓᕗᖅ:

ᑕᖅᑭᑕᒫᖅᓯᐅᑎᓂ ᐆᒪᔪᖅᑕᐅᔪᓄᑦ ᖃᑦᑎᐅᓂᖏᑦ ᐊᒡᒍᖅᓯᒪᓂᖏᑎᒍᑦ ᐃᒫᒃ ᓈᓴᖅᑕᐅᓂᖃᖅᐸᑦᑐᖅ:

$$Y_{mcs} = \frac{N_{mcs}}{n_{mcs}} \sum_i y_{mcsi}$$

ᐃᒪᐃᑦᑑᔪᖅ: Y_{mcs} = ᐆᒪᔪᖅᑕᐅᕝᕙᑦᑐᑦ ᖃᑦᑎᐅᓂᖏᑦ ᑕᖅᑭᒧᑦ m, ᓄᓇᓕᒻᒧᑦ c, ᐊᒻᒪᓗ ᐊᒡᒍᖅᓯᒪᓂᖏᑎᒍᑦ s

N_{mcs} = ᖃᑦᑎᐅᓂᖏᑦ ᐊᖑᓇᓱᑦᑏᑦ ᐊᑎᖃᖃᑕᐅᔪᑦ ᑕᖅᑭᒧᑦ m, ᓄᓇᓕᒻᒧᑦ c, ᐊᒻᒪᓗ ᐊᒡᒍᖅᓯᒪᓂᖏᑎᒍᑦ s

n_{mcs} = ᖃᑦᑎᐅᓂᖏᑦ ᐊᖑᓇᓱᑦᑏᑦ ᐊᐱᖅᓱᖅᑕᐅᔪᒥᓃᑦ ᑕᖅᑭᒧᑦ m, ᓄᓇᓕᒻᒧᑦ c, ᐊᒻᒪᓗ ᐊᒡᒍᖅᓯᒪᓂᖏᑎᒍᑦ s s

y_{mcsi} = ᐅᖃᐅᓯᐅᔪᒥᓃᑦ ᐆᒪᔪᖅᑕᐅᔪᑦ ᑭᐅᔪᒧᑦ ᐊᖑᓇᓱᑦᑎᒍᑦ i, ᑕᖅᑭᒧᑦ m, ᓄᓇᓕᒻᒧᑦ c, ᐊᒻᒪᓗ ᐊᒡᒍᖅᓯᒪᓂᖏᑎᒍᑦ s

ᐊᔾᔨᒌᓐᓂᖏᑦ ᑕᖅᑭᑕᒫᖅᓯᐅᑎᓂ ᐆᒪᔪᖅᑕᐅᕝᕙᑦᑐᑦ ᖃᑦᑎᐅᓂᖏᑦ ᐊᒡᒍᖅᑕᐅᓯᒪᓂᖏᑎᒍᑦ ᐃᒫᒃ ᓈᓴᖅᑕᐅᓯᓚᐅᕐᒥᔪᖅ:

$$Var(Y_{mcs}) = \frac{N^2_{mcs}}{n_{mcs}} (1-f_{mcs})s^2_{mcs}$$

ᐃᒪᐃᒫᖓᑦ,

$$f_{mcs} = \frac{n_{mcs}}{N_{mcs}}$$

$$s^2_{mcs} = \sum_i (y_{mcsi} - \bar{y}_{mcs})^2/(n_{mcs} - 1)$$

ᐊᑐᓂᑦ ᐊᒡᒍᖅᓯᒪᓂᐅᔪᐃᑦ ᐃᒻᒥᒍᑦ ᖃᐅᔨᓴᖅᓂᐅᕐᖅᑕᐅᓲᖓᔪᑦ ᑲᑎᑦᑐᒋᑦ ᑕᖅᑭᑕᒫᖅᓯᐅᑎᑦ ᖃᑦᑎᐅᓂᖏᑦ ᑕᖅᑭᒧᑦ L, ᓄᓇᓕᒻᒧᑦ ᖃ ᐃᒫᒃ ᓈᓴᖅᑕᐅᕝᕙᑦᑐᖅ:

$$Y_{mc} = \sum_s Y_{mcs}$$

ᑕᐃᒫᒐᓚᑦᑕᐅᖅ, ᐊᔾᔨᒌᓐᓂᖏᑦ ᑖᒃᑯᐊ ᑕᖅᑭᑕᒫᖅᓯᐅᑏᑦ ᐆᒪᔪᖅᑕᐅᔪᒥᓃᑦ ᖃᑦᑎᐅᓂᖏᑦ ᐃᒫᒃ ᓈᓴᖅᑕᐅᓪᓗᓂ:

$$Var(Y_{mc}) = \sum_s Var(Y_{mcs})$$

ᐊᕐᕌᒍᑕᒫᖅᓯᐅᑏᑦ ᐆᒪᔪᖅᑕᐅᕝᕙᑦᑐᑦ ᖃᑦᑎᐅᓂᖏᑦ ᐊᑐᓂᑦ ᓄᓇᓕᒻᒥ ᐃᒫᒃ ᓈᓴᖅᑕᐅᓯᑦᑕᓇᕗᖅ ᑲᑎᑦᑐᑦ ᑕᖅᑭᑕᒫᖅᓯᐅᑏᑦ ᐆᒪᔪᖅᑕᐅᕝᕙᑦᑐᑦ ᖃᑦᑎᐅᓂᖏᓐᓂᑦ:

$$Y_c = \sum_m Y_{mc}$$

ᐊᒻᒪᓗ ᐊᔾᔨᒌᓐᓂᖏᑦ ᐊᕐᕌᒍᑕᒫᖅᓯᐅᑏᑦ ᖃᑦᑎᐅᓂᖏᓐᓂᒃ ᐃᒫᒃ ᓈᓴᖅᑕᐅᑕᖅᐳᖅ:

$$\begin{aligned} Var(Y_c) &= \sum_m Var(Y_{mc}) \\ &= \sum_s \sum_m \frac{N^2_{mcs}}{n_{mcs}} (1-f_{mcs})s^2_{mcs} \end{aligned}$$

95%ᖏᑦ ᑭᒡᓕᒋᔪᒥᓇᖅᑐᑦ ᑐᑦᑕᕐᕕᓪᓗᐊᑕᐅᑐᐃᓐᓇᖅᑐᖅ ᐊᔾᔨᒌᓐᓂᖏᓐᓂᐅᔪᐃᑦ ᓈᓴᖅᑕᐅᓂᖏᓐᓂᒃ ᖁᓛᓂ ᒪᕿᐃᓱᖅᑕᐅᓯᑦᑕᓇᕗᖅ ᐅᕝᕙᓗ $2\sqrt{Var(Y_c)}$. ᑕᒪᒃᑯᐊ ᑭᒡᓕᐅᔪᑦ ᐋᖅᑭᒍᑎᐅᕝᕙᑦᑐᑦ 95% ᐱᑎᒋᓂᖓᓂᒃ ᐅᖓᑕᐅᔾᔨᐸᑦᑐ ᑐᖓᐅᑦᓯᖅᐸᓗᕐᓂᑦ ᐊᒻᒪᓗ ᑕᑯᒃᓴᐅᑎᑕᐅᓪᓗᑎᒃ ᑕᓕᖅᐱᐊᑕ ᐃᓱᐊᓂ ᐆᒪᔪᖅᑕᐅᕝᕙᑦᑐᓄᑦ ᓇᓕᖅᑲᐅᔪᓂ. 95%ᒧᑦ ᐱᔪᑦ ᓇᓗᓇᐃᓇᔪᑦ ᖃᓄᑎᒋ ᓱᓕᑎᒋᒻᒪᖔᑦ 95%. ᐆᑦᑑᑎᒋᓗᒍ, ᓇᓕᖅᑲᒥ 11 ᐊᕐᕌᒍᑕᒫᖅᓯᐅᑏᑦ ᑐᒃᑐᑕᐅᔪᒥᓂᕐᓄᑦ ᐃᕐᐱᐊᕐᔪᖕᒥ 1246ᖓᔪᑦ +/- 96. ᐅᖃᐅᓯᑐᐃᓐᓇᒃᑯᑦ ᑐᑭᖅᑐᖅ ᐊᕐᕌᒍᑕᒫᑦ ᑐᒃᑐᑕᐅᕝᕙᑦᑐᐃᑦ ᐃᕐᐱᐊᕐᔪᖕᒥ ᐊᖑᓇᓱᑦᑎᓄᑦ ᑕᒪᓂᒐᓱᑦᑐᐅᔪᑦ 1246, 95%ᒥᒃ ᓱᓕᔪᓐᓇᖅᑎᒋᓪᓗᓂ ᑐᒃᑐᑕᐅᕝᕙᑦᑐᑦ ᑕᒪᓂ ᒥᑦᓯᖏᓐᓂᔫᓚᓐᓂᖏᑕ 1150ᒥᑦ 1342ᒧᑦ.

4.2 ᑭᐅᔭᐅᑎᒋᓐᓂᖏᑦ

ᑕᐃᒪᐃᒻᒪᑕ ᑕᑯᓪᓗᒋᑦ ᓈᓴᐅᒻᒥ 4.1 ᐊᖑᓇᓱᑦᑎᑦ ᐊᐱᖅᓯᑕᐅᓯᒪᔪᑦ ᓴᓂᐊᓂ ᐊᑎᓕᐅᖅᑕᐅᓯᒪᔪᐃᑦ (ᑭᐅᓐᑦᑎᒋᓂᖏᑦ) ᐱᔭᕇᐊᖃᒻᒪᕆᑦᑐᖅ ᓈᓴᕋᓱᓐᓂᐊᕐᓗᒋᑦ ᐆᒪᔪᖅᑕᐅᓐᑦᑐᑦ ᖃᑦᑎᐅᓂᖏᑦ. ᑭᐅᓐᑦᑎᒋᓂᖏᑦ ᐊᑐᓂᑦ ᐊᒡᒍᖅᑕᐅᓂᖃᖅᑐᓂᒃ, ᓄᓇᓕᒻᒥᑎᒍᓪᓗ ᐊᒻᒪ ᑕᖅᑭᑎᒍᑦ ᐊᑐᐊᖅᑕᐅᓪᓗᑎᒃ ᑭᐅᓐᑦᑐᓄᑦ ᓇᓗᓇᐃᒃᑯᑕᐅᔪᑦ ᓈᓴᐅᒻᒥ 3.7.3. ᑭᐅᓐᑦᑐᑦ ᐊᕕᑦᑐᖅᓯᒪᔭᐅᓂᖏᑦ ᑕᑯᒃᓴᐅᔪᑦ ᑭᐅᓐᑦᑐᑦ ᓇᓕᖅᖃᖏᓐᓂ ᐅᑯᐊᖑᔾᔪᑦ:

ᐊᖑᓇᓱᒃᑏᑦ ᑭᐅᓐᑦᑐᑦ ᐊᕕᑦᑐᖅᓯᒪᓂᖏᑦ	ᖃᐅᔨᓴᕐᓂᕐᒧᑦ ᓇᓗᓇᐃᒃᑯᑕᑦ
ᑕᖅᑭᑕᒫᖅᓯᐅᑏᑦ ᐊᖑᓇᓱᑦᑏᑦ	ᓇᓕᖏᑦ ᓇᓗᓇᐃᕈᑎᖃᖅᑐᓄᑦ 1, 2, 3 ᐊᖑᓇᓱᐸᑦᑐᓄᑦ ᖃᑯᑎᒃᑯᑦ ᐱᖃᓯᐅᑎᔭᐅᓯᒪᖏᑦᑐᓂᒃ ᓴᓂᐊᒍᑦ ᖃᐅᔨᓴᕐᕕᐅᔪᓂ (ᓄᓇᓕᓐᓄᑦ ᓴᓂᐊᒍᑦ ᖃᐅᔨᓴᕐᕕᐅᑦᑐᓂᒃ)
ᐊᐱᖅᓯᖅᑕᐅᔫᒃᓴᑦ	ᑲᑎᑦᑐᑦ ᓇᓗᓇᐃᕈᑦ 1, 2, ᐊᒻᒪ 3
ᐊᖑᓇᓱᒃᑏᑦ ᐊᐱᖅᓯᖅᑕᐅᔪᑦ	ᑲᑎᑦᑐᑦ ᓇᓗᓇᐃᕈᑦ 1 ᐊᒻᒪ 2
ᐆᒪᔪᖅᑕᐅᔪᑦ	ᖃᑦᑎᐅᓂᖏᑦ ᓇᓗᓇᐃᕈᒻᒥ 1
ᑭᐅᑦᑎᒋᓂᖏᑦ 950	$\sum_{1\text{-}2}/\sum_{1\text{-}3}$ X 100%, ᐅᑦᑯᓗ ᐊᖑᓇᓱᒃᑏᑦ ᐊᐱᖅᓯᖅᑕᐅᔪᓐᓂᑦ/ᐊᐱᖅᓯᕋᒃᓴᑦ X 100%.

ᓇᓗᓇᐃᒃᑯᑕᑦ ᐃᒪᐃᑦᑑᓪᓗᑎᒃ:
ᓇᓗᓇᐃᕈᑦ 1: ᐆᒪᔪᓚᐅᖅᑐᖅ
ᓇᓗᓇᐃᕈᑦ 2: ᐆᒪᔪᓚᐅᖏᑦᑐᖅ
ᓇᓗᓇᐃᕈᑦ 3: ᑐᓴᕕᐅᔪᓐᓇᓚᐅᖏᑦᑐᖅ

ᐊᖑᓇᓱᑦᑎᓕᒫᑦ ᑕᖅᑭᑕᒫᖅᓯᐅᑎᓂ ᓇᓕᐊᓐᓄᑦ ᑕᖅᑭᒧᑦ ᐃᓱᒪᒃᓴᖅᓯᐅᕈᑕᐅᓚᐅᖅᑐᑦ ᐆᒪᔪᕋᓱᑦᑐᒥᓂᐅᔪᑦᓴᐅᓂᖏᓐᓂᒃ ᐊᒻᒪ ᐱᖃᓯᐅᑎᔭᐅᓪᓗᑎᒃ ᐆᒪᔪᖅᑕᐅᑦᑐᑦ ᖃᑦᑎᐅᓂᖏᑦ ᓈᓴᖅᑕᐅᑎᓪᓗᒋᑦ. ᐊᑎᖃᕐᓗᐊᑕᐅᔪᖅ ᖃᐅᔨᓴᕐᓂᐅᑉ ᐱᓕᕆᐊᖑᓂᓚᒫᖅᓚᑦ ᐸᐸᑕᐅᓚᐅᖅᑐᑦ ᐊᖏᔪᖅᑲᐅᖃᕐᕕᖕᒥ ᐊᒻᒪᓗ ᐱᖃᓯᐅᑎᔭᐃᓐᓇᐅᓪᓗᑎᒃ ᐊᖑᓇᓱᑦᑏᑦ ᐊᑎᖃᖃᑕᐅᓚᐅᖅᑐᑦ ᖃᐅᔨᓴᕐᓂᖃᖅᑎᓪᓗᒍ ᖃᖓᑐᐃᓐᓇᐅᒐᓗᐊᖅᐸᑦ ᐅᑭᐅᑦ ᑕᓪᓕᒪᑦ ᐊᓂᒍᕋᓱᓐᓂᖏᓐᓂ. ᐅᖃᓕᒫᖅᑐᑦ ᖃᐅᔨᓂᐊᖅᑐᑦ ᐊᕐᕕᓂᓖᑦ ᐊᑕᐅᓯᕐᓗ ᓄᓇᓖᑦ ᓴᓂᐊᒍᑦ ᖃᐅᔨᓴᕐᕕᐅᑦᑐᓂ, ᖃᑯᑎᒃᑯᑦ ᐊᖑᓇᓱᐸᑦᑐᑦ ᐃᓚᓕᐅᖃᑕᐅᓯᒪᖏᒻᒪᑕ ᑖᒃᑯᓇᓂ, ᓈᓴᖅᑕᐅᔪᓐᓂᓚᓗᐊᖅᑎᓪᓗᒋᑦ ᐆᒪᔪᖅᑕᐅᑦᑐᑦ ᖃᑦᑎᐅᓂᖏᓐᓂ ᐱᖃᓯᐅᑎᔭᐅᓚᐅᖏᑦᑐᑦ ᑭᐅᑦᑐᑦ ᓈᓴᖅᑕᐅᓯᒪᓂᖏᓐᓂ. ᐱᔾᔪᑎᒋᔭᐅᔪᖅ ᑭᐅᑦᑎᒋᓂᖏᓐᓄᖓᔪᐃᑦ ᑕᑯᑎᑦᓯᒍᑕᐅᓇᓱᓚᐅᕐᒪᑦ ᖃᑦᑎᑦ ᐊᖑᓇᓱᑦᑏᑦ ᐊᐱᖅᓯᖅᑕᐅᓯᒪᒋᐊᖏᓐᓂᒃ ᓴᓂᐊᓂ ᐊᖑᓇᓱᑦᑏᑦ ᐊᐱᖅᓯᖅᑕᐅᔫᒪᕐᓂᐊᑐᐃᓐᓇᖅᑐᒥᓂᑦ. ᖃᑯᑎᒃᑯᑦ ᐊᖑᓇᓱᐸᑦᑐᑦ ᐱᖃᓯᐅᔭᐅᑑᒪᕐᓂᖏᓐᑑᒐᓗᐊᑦ ᐊᐱᖅᓯᕐᓴᐅᔪᓂ ᓴᓂᐊᒍᑦ ᖃᐅᔨᓴᕐᕕᐅᔪᓂ ᐱᖃᑕᐅᓐᖏᒃᑯᑎᒃ. ᑕᓪᓕᐊᓂ ᐊᑐᑦᑐᑦ ᓇᓛᓂ ᐊᖑᓇᓱᑦᑏᑦ ᐊᑐᓂᑦ ᑭᐅᑦᑐᓄᑦ ᓇᓕᖅᖃᖏᓐᓂ ᑕᑯᑎᑦᓯᔪᑦ ᐅᑯᓂᖓ:

ᑕᖅᑭᑕᒫᖅᓯᐅᑎᑦ ᐊᖑᓇᓱᑦᑏᑦ ᓇᓕᖏᑦ: ᐊᖑᓇᓱᑦᑏᑦ ᑕᖅᑭᑕᒫᖅᓯᐅᑎᓃᑦᑐᑦ ᐊᑕᐅᓯᐊᕐᓂᕐᓗᐊᕈᑎᒃ ᐅᑭᐅᒥ

ᐊᐱᖅᓯᒐᒃᓴᐃᑦ[7]: ᐊᖑᓇᓱᑦᑏᑦ ᐊᐱᖅᓯᒐᒃᓴᓃᑦᑐᑦ ᑕᖅᑭᑐᐃᓐᓇᕐᒧᖓᓂᕐᓗᐊᕈᑎᒃ ᐅᑭᐅᓕᒫᖅ.

ᐊᖑᓇᓱᑦᑏᑦ ᐊᐱᖅᓯᖅᑕᐅᓯᒪᔪᑦ: ᐊᖑᓇᓱᑦᑏᑦ ᐊᐱᖅᓯᖅᑕᐅᔪᒥᓃᑦ ᑕᖅᑭᑐᐃᓐᓇᕐᒨᖓᓂᕐᓗᐊᕈᑎᒃ ᐅᑭᐅᒥ.

ᐆᒪᔪᖅᑕᐅᔪᑦ: ᐊᖑᓇᓱᑦᑏᑦ ᐆᒪᔪᖅᑐᒥᓂᑦ ᑕᖅᑭᑐᐃᓐᓇᕐᒨᖓᒐᓗᐊᕈᑎᒃ ᐅᑭᐅᒥ.

ᑭᐅᑦᑎᒋᓂᖏᑦ: ᑕᖅᑭᑕᒫᑦ ᑭᐅᑦᑎᒋᓂᖏᑦ.

ᑕᐃᒫᑦᑕᐅᖅ, ᖃᑦᑎᑦᑐᑦ ᓇᓕᖏᑦ ᐊᕐᕌᒍᑕᒫᑦ ᐊᖑᓇᓱᑦᑏᑦ ᑭᐅᑦᑎᒋᓂᖏᓐᓂᒃ ᓇᓕᖅᖃᓃᑦᑐᑦ ᑕᑯᑎᑦᓯᔪᑦ ᖃᑦᑎᐅᓂᖏᓐᓂᒃ ᐊᖑᓇᓱᑦᑏᑦ ᐊᑎᖃᖃᑕᐅᔪᐃᑦ, ᐊᐱᖅᓯᕋᒃᓴᓂᓪᓗ, ᐊᐱᖅᓯᖅᑕᐅᓯᒪᔪᓂᓪᓗ ᐊᒻᒪᓗ ᐆᒪᔪᖅᑐᒥᓂᐅᔪᓂᒃ ᑕᖅᑭᑐᐃᓐᓇᕐᒨᖓᓂᕐᓗᐊᕈᑎᒃ ᖃᐅᔨᓴᕐᓂᖃᕐᓂᒫᖓᓂ. ᖃᑦᑎᑦᑐᑦ ᑕᑯᑦ ᑭᐅᑦᑎᒋᓂᖏᑦ ᑕᒪᒃᑭᔪᖅ ᑕᖅᑭᓄᑦ ᑕᓪᓕᒪᓄᑦ ᑭᐅᑦᑎᒋᓂᖏᓐᓂᒃ.

ᐊᖑᓇᓱᑦᑏᑦ ᑭᐅᑦᑎᒋᓂᖏᓐᓄᑦ ᓇᓕᖅᖃᐃᑦ ᓄᓇᕗᓕᒫᒧᑦ ᐊᔾᔨᒋᖏᒻᒥᔭᖏᑦ ᑖᒃᑯᐊ ᖃᑦᑎᑦᑐᑦ ᓇᓕᖏᓐᓂ ᑕᖅᑭᑕᒫᑦ ᑭᐅᑦᑎᒋᓂᖏᓐᓄᑦ ᐊᕐᕌᒍᓕᒫᓪᓗ ᐊᔾᔨᖃᔭᔭᖏᑦᑐᖅ ᖃᑦᑎᑦᓂᒃ ᓄᓇᓕᓐᓂ ᐊᑐᓂᑦ. ᑕᐃᒪᐃᓕᕈᔪᖅ ᐃᓚᖏᑦ ᐊᖑᓇᓱᒃᑏᑦ ᐊᑎᖃᖃᑕᐅᓚᐅᕐᒪᑦ ᐊᑕᐅᓯᑑᖏᑦᑐᒥᒃ ᓄᓇᓕᒻᒥ ᐅᑭᐅᒥ (ᓄᑦᑎᑐᑦᓴᐅᓐᓂᕋᒥᒃ ᓄᓇᓕᐅᑉ ᐊᓯᐊᓄᑦ ᐅᑭᐅᑉ ᐃᓚᖓᓂ), ᑕᐃᒪᐃᒻᒪᑦ, ᖃᑦᑎᑦᑐᑦ ᓄᓇᓕᓐᓂ ᖃᑦᑎᑦᑐᓂᒃ ᖁᑦᑎᓂᖅᓴᐅᒐᔪᒃᑐᑦ ᓄᓇᕗᓕᒫᒧᑦ ᖃᑦᑎᑦᑐᓂᒃᑯ ᐃᓚᖏᑦ ᐊᑕᐅᓯᐊᕋᑎᒃ ᓈᓴᖃᓯᐅᔭᐅᓚᐅᕐᒪᑦᑐᓂᖏᓐᓄᑦ.

[7] ᐊᐱᖅᓯᕋᒃᓴᐃᑦ ᐱᖃᓯᐅᔭᐅᓚᐅᖅᑐᑦ ᑭᓯᐊᓂ ᓇᓕᖅᖃᓂ ᓄᓇᓕᐅᔪᓂ ᖃᑯᑎᒃᑯᑦ ᐊᖑᓇᓚᐅᖅᐸᑦᑐᑦ ᖃᐅᔨᓴᖅᑕᐅᓚᐅᖅᐸᑦᑐᓂ.

5. ᑐᓐᖓᕕᑦᓴᐅᑎᒋᓂᖏᑦ ᐆᒪᔪᖅᑕᐅᕙᑦᑐᑦ ᖃᑦᑎᐅᓂᖏᑦ ᖃᑦᑎᐅᐸᓗᓐᓂᖏᓪᓗ ᑕᒻᒪᖅᑕᐅᕙᑦᑐᑦ

ᐅᑯᓇᓂ ᑐᑭᓯᔭᐅᓇᓱᑦᑐᑦ ᓄᐊᑕᐅᓯᒪᔪᐃᑦ ᐊᓪᓚᑕᐅᓯᒪᔪᑦ ᓱᓕᔪᓐᓇᖅᑎᒋᓂᖏᓐᓂᒃ ᐋᖅᑭᒍᑎᐅᓇᓱᓐᓂᐊᖅᑎᓪᓗᒋᑦ ᐆᒪᔪᖅᑕᐅᕙᑦᑐᐃᑦ ᑭᒡᒋᒋᐊᓕᖏᓐᓂᒃ, ᐊᒻᒪ ᓱᖅᑯᐃᖅᑕᐅᓇᓱᓐᓂᐊᖅᑎᓪᓗᒋᑦ ᓇᒻᒥᓄᑦ ᐆᒪᔪᖅᑕᐅᓪᓗᐊᖅᑐᑦ, ᒪᓕᒃᓗᒋᑦ ᓄᓇᑖᑭᑎᐅᓯᒪᔪᑦ. ᖃᐅᔨᓴᓂᖅ ᐱᒋᐊᓪᓚᕕᖃᓇᐊᒃᑲᓂᓚᐅᖏᓐᓂᖓᓄᑦ, ᐆᒪᔪᖅᑕᐅᕙᑦᑐᒥᓂᑦ ᐅᖃᐅᓯᐅᓪᓚᑖᖅᐸᑦᑐᒥᓂᑦ ᓱᓕ ᐱᔭᕇᖅᓯᒪᖏᑦᑐᑦ. ᑕᐃᒪᐃᓐᓂᖓᓄᑦ ᖃᑦᓯᐅᓂᖏᑦ ᒥᑦᓴᐅᓯᖅᓯᒪᒋᐊᖃᖅᐳᑦ "ᐆᒪᔪᖅᑕᐅᔪᑦ ᖃᑦᑎᐅᓚᔪᓂᖏᓐᓂᒃ ᖃᖓᑐᐃᓐᓇᐅᓚᓗᐊᖅᐸᑦ ᐅᑭᐅᒥ" (ᓄᓇᑖᑭᑎᓂ, 1993, ᐃᓛᒃᑰᖅᑐᓂ 5.6.21) ᓈᓴᐃᓇᓱᓐᓂᐊᖅᑎᓪᓗᒋᑦ ᓇᒻᒥᓄᑦ ᐆᒪᔪᖅᑕᐅᔪᓐᓇᖅᑐᓂᒃ, ᑐᓐᖓᕕᒋᓗᒋᑦ ᐅᖃᐅᓯᐅᓯᒪᔪᑦ ᐆᒪᔪᖅᑕᐅᕙᑦᑐᐃᑦ.

ᐱᔭᕇᐊᖃᒻᒪᓇᐸᖅ ᑕᒪᒃᑯᐊ ᓈᓴᐅᑎᑦ ᐆᒪᔪᖅᑕᐅᕙᑦᑐᓂᒃ ᓱᓕᔪᕐᓇᑦᑎᐊᕙᐊᖃᕐᓂᖏᑦ ᐃᓄᓐᑦ ᓄᓇᑖᖃᑕᐅᓯᒪᔪᓄᑦ, ᓄᓇᕗᑦ ᐆᒪᔪᓕᓇᓗᔨᕐᔪᐊᒃᑯᓐᓄᑦ, ᐊᒻᒪᓗ ᐆᒪᔪᓕᓇᓗᐅᔪᓄᑦ ᑎᒥᐅᔪᓄᑦ. ᑕᒪᓐᓇ ᓱᓕᔪᕐᓇᖅᑎᒋᓂᖓ ᓴᖅᑮᔭᕐᓂᖃᕐᓂᐊᖅᑐᖅ ᐅᖃᐅᓯᐅᓯᒪᑦᑎᐊᖅᑎᒋᓂᖏᑦᑐᒃ ᖃᐅᔨᓴᐅᓯᒥᓂᑦ, ᕿᒥᕐᕈᔪᑎᒥᓂᓪᓗ ᐱᐅᑎᒋᓂᖏᑦ ᐊᓪᓚᑕᐅᓯᒪᔪᐃᑦ ᓈᓴᐅᑎᑎᒍᓪᓗ.

ᐆᒪᔪᕐᓂᓗᓂ ᐱᖅᑯᓯᐅᔪᑦᓴᖅ ᓇᓗᓇᐃᔭᖅᑕᐅᓯᒪᔪᖅ ᓈᓴᐅᑎᒥ 4.1 ᑐᓐᖓᕕᑦᓴᐅᔪᓐᓇᑦᑎᐊᖅᑐᓂᒃ ᒥᑦᓴᐅᓯᕈᑎᐅᔪᓪᓗᓂ ᐆᒪᔪᖅᑕᐅᔪᓕᒻᒪᓂᒃ ᑕᒻᒪᑦᑕᖅᓯᒪᓂᖏᓐᓂᓗ:

1) ᐊᐱᖅᓯᕋᖅᓴᐃᑦ ᐊᑕᖏᖅᑐᒥᒃ ᓇᓛᒍᑦᑎᐊᖅᑐᒥᓪᓗ ᑕᑯᑎᑦᓯᔪᖅ ᐊᖑᓇᓱᑦᑏᑦ ᖃᑦᑎᐅᑎᒋᓂᖏᓐᓂᒃ.
2) ᐊᐱᖅᓯᕋᖅᓴᐅᔪᑦᑐᑦ ᒥᑦᓴᐅᑦᑎᐊᖅᑐᑦ ᐊᑎᖃᖃᑕᐅᔪᓂᒃ, ᓈᒻᒪᒃᑯᑎᒃ ᑭᐅᔪᑦᑎᒋᓂᖏᑦ ᐊᒻᒪᓗ ᖃᐅᔨᓴᖅᑕᐅᓯᒪᑦᑎᐊᖅᓂᖏᑦ ᑭᐅᔪᓐᖓᑦᑐᑦ ᐃᓚᓕᐅᖅᑕᐅᔪᓐᖓᓐᓂᖏᓐᓂᒃ.
3) ᑭᐅᔪᑦᑐᑦ ᐊᑑᑎᖃᖅᑐᑦ, ᓱᖅᑯᐃᒋᐊᕐᓗᒋᑦ ᐆᒪᔪᖅᑕᐅᓪᓚᑖᖅᐸᑦᑐᑦ ᑭᐅᔪᑦᑐᓄᑦ.

ᐅᑯᓇᓂᑦᑐᑦ ᕿᒥᕐᕈᓇᓱᑦᑐᑦ ᑕᒪᒃᑯᐊᓚᒻᒪᖅ ᒪᓕᒋᐊᓖᑦ ᐊᑐᐊᖅᑕᐅᓂᕐᓗᐊᕐᓂᖏᓐᓂᒃ ᖃᐅᔨᓴᕈᑎᐅᔪᒧᑦ ᐋᖅᑮᓇᓱᓐᓂᐊᕐᓗᓂ ᖃᑦᑎᐅᔭᕇᐊᖃᕐᓂᖏᓐᓂᒃ ᓇᒻᒥᓄᑦ ᐆᒪᔪᖅᑕᐅᔪᓐᓇᖅᑐᑦ, ᐱᑕᖃᖏᒃᑐᓐᓂᒃ ᓄᓇᑖᖃᑕᐅᔪᓐᖓᓐᓂᖏᓐᓂᒃ ᐊᒻᒪᓗ ᐊᔪᕐᓇᖏᑉᐸᑦ ᒥᑦᓴᐅᓇᓱᓪᓗᒋᑦ ᖃᓄᑎᒋ ᐃᓚᓕᐅᕆᓇᖏᓐᓂᖏᓐᓂᒃ.

ᐅᑯᓇᓂᑦᑐᑦ ᓇᓗᓇᐃᕆᔪᑦ ᑕᒪᐃᓐᓅᓕᖓᐸᓗᑦᑐᓂᒃ ᖃᐅᔨᓴᕐᓂᖅ ᐱᓪᓗᒍ. ᑭᓯᓪᓚᑖᑦ ᐊᑲᐅᓐᖏᓗᑕᐅᓯᒪᔪᑦ ᓄᓇᓐᓄᑦ ᐊᑐᓂᑦ ᓇᓗᓇᐃᔭᖅᑕᐅᓯᒪᔪᑦ ᓄᓇᓐᓂ ᓴᖅᑭᑕᐅᔪᓂᒃ ᐅᖃᖃᑎᒌᒍᑎᓄᑦ ᐃᓗᓕᖏᓐᓂ ᓇᓕᖅᑲᐃᑦ ᑭᖑᓐᓂᐊᒍᑦ.

ᐅᑯᓇᓂᑦᑐᑦ ᐃᓱᒪᖃᓯᐅᑎᓯᒪᖏᑦᑐᑦ ᑕᒻᒪᖅᓯᒪᐅᖅᑐᓂᒃ ᐊᓯᖏᓐᓂᓘᓐᓂᑦ ᓴᖅᑭᖅᑕᐅᓂᑰᔪᓂᒃ ᓄᓇᖕᖑᐊᑎᒍᑦ ᐆᒪᔪᖅᑕᐅᔪᑦᑐᐃᑦ ᓇᓗᓇᐃᖅᑕᐅᓇᓱᑉᐸᑎᓪᓗᒋᑦ.

5.1 ᐱᓇᓱᒍᑕᐅᓇᓱᑦᑐᖅ

ᐊᑲᐅᓐᖏᓗᑎᑦ ᐱᖓᓱᓪᓗᐊᑕᐃᑦ ᓴᖅᑭᓱᖓᐅᑦ ᑕᐃᒪᐃᑦᑐᒥᒃ ᖃᐅᔨᓴᓂᖃᖅᑎᓪᓗᒍ.

ᓯᕗᓪᓕᕐᒥ ᐃᓄᓕᒫᑦ ᖃᐅᔨᓴᕐᕕᐅᓚᐅᖏᑦᑐᑦ ᑭᓯᐊᓂ ᖃᐅᔨᓴᕐᕕᖃᖅᐸᓂᕐᒥᒃ ᐋᖅᑭᖓᓚᐅᖅᑐᑦ ᓇᓕᖅᖃᖃᖅᑐᓂ ᐊᖑᓇᓱᑦᑎᐅᔪᓂᒃ ᖃᐅᔨᓴᓯᒋᐊᕐᓕᒥᒃ, ᑐᓐᖓᕕᒋᓪᓗᒋᑦ ᐊᑐᓂᑦ ᖃᓄᐃᓕᐅᖅᐸᓐᖏᑦ ᐊᑑᑎᖃᖅᑎᑕᐅᓪᓗᑎᓪᓗ ᐊᓪᓚᑦᑎᓄᑦ ᓇᓕᖅᑲᓇᔭᐅᓰᓄᑦ ᐃᓚᖏᓐᓄᑦ ᓇᕝᕝᕕᒋᓪᓗᒋᑦ ᓄᓇᓖᑦ (ᐳᓚᕋᖅᑏᑦ ᓄᓇᓖᓪᓗ) ᖃᐅᔨᒪᓂᓇᔭᖏᑦ. ᑕᒪᓐᓇ ᓄᐃᑦᓯᒍᑎᐅᑐᐃᓐᓇᓇᕐᖃᕐᒪᑦ ᑭᓯᐊᓂ ᐃᒻᒪᕐᑲᒃ ᐱᔭᕇᖅᓯᒪᑦᑎᐊᖃᑦᑕᕈᓐᓂᕐᓗᑎᒃ ᐊᔾᔨᒌᑉᐸᒍᓐᓂᕐᓗᑎᓪᓗᓐᓂᑦ ᐃᓚᐅᔪᑦ ᓈᓴᖅᑕᐅᕙᓐᖏᓐᓂᒃ, ᖃᐅᔨᓴᕐᕕᖃᖅᐸᓂᕐᒧᑦ ᐃᓂᓪᓗᖓᐅᑎᐅᔪᖅ ᑕᑯᑎᑦᓯᓗᐊᓐᖏᒍᑕᐅᓪᓗᖅᑐᓂ ᑕᒪᐃᓐᓂᑦ ᖃᐅᔨᓴᕐᕕᐅᓇᓱᑦᑐᓂᑦ.

ᐊᐃᑉᐸᓂ, ᐊᑭᓪᓗᑕᐅᖏᑦᑐᑎᒃ ᖃᐅᔨᓴᕐᕕᐅᓚᐅᕐᒪᑕ, ᑕᒪᑦᓯᒧᖓ ᖃᓄᐃᒍᓐᓇᕐᖏᓪᓗᒋᑦ, ᑕᒪᑭᖅᑕᑦᓴᐃᓐᓇᑭᓐᓇᓚᐅᖏᑦᑐᑦ (ᐊᖏᖅᑐᐃᓐᓇᐅᓗᑎᒃ) ᐊᖑᓇᓱᑦᑎᓂᒃ ᐃᓚᓕᐅᓇᓂᕐᒥᒃ ᓇᓕᑐᐃᓐᓇᖏᓐᓂ ᓄᓇᓖᑦ ᓇᓕᐊᓐᓂᑐᐃᓐᓇᕐᓗ ᑕᖅᑭᒥᑦ. ᑕᕝᕗᓐ ᐅᓄᖅᑐᒻᒪᓇᐅᓚᓗᐊᖅᑐᑎᒃ ᐱᔭᕇᖅᓯᒪᑦᑎᐊᓚᐅᖏᑦᑐᑦ ᓇᕝᕝᕕᕐᓇᓇᔭᖏᑦ ᖃᐅᔨᓴᕐᕕᓱᓇᓱᑦᑕᒥᓂᑦ ᖃᖓᑐᐃᓐᓇᕐᓗ ᑕᖅᑭᒥᑦ. ᑎᑎᖅᑕᐅᔪᒥᓂᑦ ᐆᒪᔪᖅᑕᐅᔪᑦ (ᑲᑎᑦᑐᒋᑦ ᑭᐅᓯᒪᔪᓚᒻᒪᑦ) ᖃᑦᑎᓇᐅᓂᖅᓴᐅᓯᐊᖃᖅᑑᖅᑐᑦ ᐆᒪᔪᖅᑕᐅᓪᓚᑖᖅᐸᑦᑐᓂᒃ, ᒥᑦᓴᐅᑕᐅᓯᐊᖃᓯᕐᓚᖅᑐᓂ. ᐱᔭᕇᖅᓯᒪᑦᑎᐊᖏᓐᓂᖅ ᐃᒻᒪᕐᑲᒃ ᓇᓕᕐᕋᖏᓗᖅᐸᓐᖏᓐᓂᒃ ᐱᒍᑕᐅᑐᐃᓐᓇᕐᖃᕐᒪᑦ. ᐊᔾᔨᒌᓐᖏᑦᓗᐊᖃᓪᓗᖅᑐᑎᒃ ᑭᓯᑦ ᖃᐅᔨᓴᖅᑕᐅᔪᓐᖓᖅᑐᑦ ᖃᐅᔨᓴᖅᑕᐅᖏᑦᑐᓂᓪᓗ ᑕᕝᕗᑦ ᐃᓚᓕᐅᖅᑕᐅᓐᖏᓐᓂᖅᓴᐅᓯᒪᒐᒥᒃ ᑭᐅᓐᖏᑦᑐᑦ ᓴᖅᑭᖅᑕᐅᓇᓱᑦᑎᓪᓗᒋᑦ ᖃᓯᐅᔭᕇᖅᑕᖏᑦ ᒥᑦᓯᖏᑦ. ᐅᓄᓂᖅᓴᐅᒍᑎᒃ ᑭᐅᔪᑦᑐᑦ, ᐃᓚᓕᐅᖅᓯᓗᐊᖏᓐᓂᖓᑦ ᓄᖑᔾᔪᒥᒐᔭᖅᑐᓂ.

ᐱᖓᔪᖓᓐᓂ, ᓇᓕᒍᑎᐅᓇᓱᑦᑐᓂ ᑕᒻᒪᖅᓯᒪᐅᑐᐃᓐᓇᕐᖃᕐᒪᑦ. ᐃᒻᒪᕐᑲᒃ ᐊᐱᖅᓯᖅᑕᐅᓂᐊᕐᓗᓂ ᐱᖅᑯᓯᐅᔪᑦᓴᑦ ᑐᑭᓯᓐᓂᕐᓗᒃᑕᐅᒐᒥᒃ ᐅᕝᕙᓗ ᑕᐃᒫᖓᖏᑦᑐᖅ ᑭᐅᑦᒍᑎᐅᓯᕝᕙᒃᒥᒃ, ᐅᕝᕙᓗ ᑭᐅᑦᑐᑦ ᑭᐅᑦᓯᐊᕈᒪᖏᓐᓇᒥᒃ (ᓇᓕᐊᓂᖅᓴᐅᒍᒪᒧᑦ).

ᑭᒃᓕᓕᐅᕆᓯᒪᔪᒥᒃ ᒥᑦᓴᐅᓯᒪᑎᐊᖅᑐᒥᒃ ᓇᓗᓇᐃᓕᔪᖕᒪᓇᓚᐅᖏᑦᑐᖅ ᐃᓂᓚᑕᐅᓇᓱᖅᑎᓐᓗᒍ ᖃᐅᔨᓴᓂᑦᓴᖅ ᐊᔭᐅᖅᑎᓄᓘᓐᓂᑦ ᐅᖃᐅᔾᔨᒋᐊᖅᑎᓂᓘᓐᓂᑦ ᑲᑎᒪᔨᕋᓛᓂᑦ. ᖃᐅᔨᓴᓂᐅᓚᐅᖅᑐᒥᓘᓐᓂᑦ ᐱᐊᓂᑦᑕᐅᑯᓪᓕᐊᓂᖓᓂ ᐊᓪᓚᒐᑦᓴᓂᑦ ᓄᐊᓯᔪᑯᓪᓕᐊᓂᐅᔪᖅ, ᐊᑐᕋᔭᖕᖑᐊᖅᑐᑦ ᑕᒪᒃᑯᓂᖓ ᐊᓪᓚᑕᐅᓯᒪᔪᓂᒃ ᓇᓗᓇᐃᓕᓚᐅᖅᐸᑦ ᑭᒃᓕᒋᒋᐊᓚᓐᓂᒃ (ᐊᓱᕐ ᐊᒻᒪ ᐳᑭᒃ, 2001: 13-14). ᐅᖃᐅᓯᐅᓯᒪᔪᑦ ᐱᓪᓗᒋᑦ ᓈᓴᐅᑎᒥ 2, ᑲᑎᑕᐅᑯᓚᐅᖏᑦᑐᑦ ᐆᒪᔪᖅᑕᐅᔪᓚᒦᑦ ᐃᓱᓕᑐᐊᕐᖓᑕ ᖃᐅᔨᓴᓂᑦ ᐅᑭᐅᖏᑕ ᓄᖕᖑᖏᓐᓂ, ᓴᖅᑭᑕᐅᔪᓐᓂᑦ ᐅᖃᐅᓯᐅᑯᓴᑎᒃ ᐊᓯᑯᖅᑎᓄᑦ ᐃᓄᓐᑦ. ᐃᓚᖓᒍᑦ ᑕᒪᓐᓇ ᐱᓪᓗᒍ ᐊᐅᓐᓂᐊᒍᑦ ᐋᖅᑭᒋᐊᓇᔪᖃᓪᓗᐊᓚᐅᓐᓂᒋᑦᑐᖅ ᖃᐅᔨᓴᓂᖃᖅᑎᓪᓗᒍ, ᐱᓕᕆᖕᒍᖅᐳᓪᓕ ᑭᖑᓂᐊᒍᑦ ᖃᐅᔨᓴᑭᑎᒥᓂᑦ ᑐᑭᓯᔾᔨᐅᓇᓱᒋᐊᖃᖅᑐᑎᒃ ᐱᒃᑯᖅᑎᒋᓂᖏᓐᓂᒃ ᐆᒪᔪᖅᑕᐅᕙᓪᓕᒃ ᐊᓪᓚᑕᐅᓯᒪᔪᐃᑦ ᐋᖅᑭᑦᑕᐅᓇᓱᓐᓂᐊᖅᑎᓪᓗᒋᑦ ᐱᔭᐅᓪᓗᐊᑕᒋᓐᓂᖅᑐᒃ ᐆᒪᔪᐃᑦ.

ᐱᓕᕐᔪᓯᐅᓂᐊᖅᑐᑦ ᑕᒪᑐᒧᖓ ᑐᑭᓯᒐᓱᓐᓂᐅᓂᐊᖅᑐᒧᑦ ᕿᒥᕐᕈᓗᒋᑦ ᐱᔫᒥᒋᔭᐅᓯᒪᔭᖅ ᐱᔭᕆᑐᖏᒻᒪᑕ ᑐᑭᓯᓇᑦᑎᐊᖅᑐᑎᓪᓗ. ᖃᓄᓂᐊᕋᓗᐊᖅᐸᑦ, ᐱᔭᕆᑐᓂᖅᓴᐅᔪᑦ ᕿᒥᕐᕈᔾᔪᓯᐅᔪᓐᓂᖅᑐᐃᑦ ᐊᑭᑐᓗᐊᓚᐅᔭᒪᑕ ᖃᐅᔨᓴᕐᓂᒧᑦ ᑭᖑᓪᓕᓴᖅᓯᐅᖅᑕᐅᓕᖅᑎᓪᓗᒍ. ᐅᖃᓚᒦᖅᑐᖅ ᐃᖅᖃᐅᒪᒋᐊᖃᕐᒥᔪᖅ ᑕᒪᓐᓇ ᐱᓂᖃᕐᒪᑦ ᐃᓱᒪᓕᐅᕈᑕᐅᒋᐊᖃᖅᐸᑦᑐᓂᒃ ᐊᓪᓚᕐᓂᐊᕐᓇᓐᓂᑦ ᐊᓪᓚᑕᐅᔪᓂᒃ, ᐱᔭᑐᐊᓇᓇᒋᑦ ᖃᐅᔨᓴᕈᑎᒥᓂᑦ ᐊᓪᓚᑕᐅᓯᒪᔪᑦ. ᑭᒃᑯᑦ ᐱᕕᐊᕈᓱᑦᑐᑦ ᖃᐅᔨᓴᓂᕐᒥᒃ ᐃᒻᒪᔫᒃ ᐊᓯᐊᓂᒃ ᑐᓐᖓᕕᒋᔪᓐᖅᑕᒥᓂᒃ ᒪᓕᒃᓴᖅᖃᕋᔭᖅᐳᑦ ᐱᖅᑯᓯᐅᔪᑦᓴᓂᓗ ᒥᑦᓴᐅᓯᓇᓱᓐᓂᐊᕐᓗᒍᑦ ᐆᒪᔪᖅᑕᐅᑭᑦᑐᐃᑦ.

5.2 ᖃᐅᔨᓴᓂᐅᑦ ᐋᖅᑭᐅᒪᓂᖓ: ᓇᓗᓇᐃᖅᑕᐅᓂᖓ ᐊᒻᒪ ᓈᓴᖅᑕᐅᑭᑦᑐᑦ

ᐅᑯᓇᓃᑦᑐᑦ ᐃᓱᒪᒃᓴᖅᓯᐅᕈᑎᖃᖅᑐᑦ ᐊᑐᓇᓕᒻᒥᒃ 1: ᖃᐅᔨᓴᓐᓂᕐᒧᑦ ᐋᖅᑭᐅᒪᓂᐅᔪᖅ ᑕᒪᒃᑭᓯᒪᑦᑎᐊᕐᓗᐊᕐᒪᖔᑦ ᑕᒻᒪᖅᓯᒪᖏᓪᓗᓂ ᐊᓯᑭᖅᑎᑦ ᐊᒥᓱᑎᒋᓂᖏᓐᓂᒃ.

5.2.1 ᓇᑭᖕᖓᖅᓯᒪᓂᖏᑦ ᓈᓴᖅᑕᐅᓯᒪᔪᑦ ᑕᒻᒪᖅᓯᒪᓂᖏᑦ

ᐅᖃᐅᓯᐅᒻᒪᑦ 3.4ᒥ, ᓴᖅᑭᑕᐅᓂᓚᖏᑦ ᐊᑎᓕᐅᖅᓯᒪᔪᓐᑦ ᓇᓕᖅᑲᐃᑦ ᐱᓕᕆᐊᖑᓂᖓ ᐱᖓᓱᐃᓕᖓᓚᐅᖅᑐᖅ. ᓱᕋᓪᓕᕐᒥ ᓇᑭᑦᕐᕕᖅᑲᖅᐸᓪᓗᑎᒃ ᐊᓪᓚᑦᕐᕕᓕᕆᔨᑎᑦ ᓇᓕᖅᑲᖏᓐᓂᑦ ᐋᖅᑭᓇᓱᑦᑎᓪᓗᒋᑦ ᓇᓕᖅᑲᒦᓚᐅᑲᓐᓂᐊᖅᑐᓂᒃ ᓇᓗᓇᐃᓇᓱᒪᔪᓂᒃ ᖃᓄᐃᑑᒋᐊᓴᖏᓐᓂᒃ, ᐅᑭᐅᖏᓐᓂᒃ, ᐊᒻᒪᓗ ᓄᓇᒋᔭᖏᓐᓂᒃ. ᐊᐃᐸᓂ ᓱᖅᑯᐃᖅᑕᐅᓇᓱᐸᓚᐅᕐᒥᔪᑦ ᓇᓕᖅᑭᑦ ᑖᒃᑯᐊ, ᑐᓐᖓᕕᒋᓪᓗᒋᑦ ᓄᓇᓕᑦ ᖃᐅᔨᒪᓂᖏᑦ (ᐳᓚᕐᖅᑎ ᓄᓇᓕᒻᒥᐅᓪᓗ) ᐊᖑᓇᓱᓪᓚᑖᓂᕐᒪᖔᑖ ᐅᑭᐅᖑᓚᐅᖅᑐᒥ. ᐱᖓᔪᐊᓂ ᐊᒡᒍᖅᑕᐅᓯᑦᑕᓇᕐᑦ ᐊᖑᓇᓱᑦᑎᓄᑦ ᓇᓕᖅᑲᐅᔪᑦ ᐊᖑᓇᓱᐸᑦᑐᓄᑦ ᖃᑯᑎᒃᑯᑦ, ᑕᒫᐸᓗᒃ, ᐊᒃᓱᒃᓚᓐᓂᒃ. ᓱᕋᓪᓕᕐᒥᖏᑦ ᑖᒃᑯᐊ ᒪᕿᒃ ᐊᑕᐅᓯᐅᖏᑦᑐᓂᒃ ᐱᔭᕇᖕᒥᓗᐊᕈᑕᐅᓇᓇᐊᖃᖅᑐᑦ ᐊᔾᔨᑦᖕᒥᒍᑕᐅᓯᑦᑎᓪᓗᓂᑦ ᐊᑎᓕᐅᓇᓂᐅᔪᒍᑦ, ᐊᒻᒪᓗ ᑕᑭᕐᓇ ᖃᐅᔨᓴᓂᐅᑦ ᐃᓂᓚᖓᓂᖓ ᑕᑯᑎᑦᓯᒻᒪᓇᕐᓂᖏᑦᑐᖅ ᐃᓗᕐᖓᓂᒃ ᓇᓗᓇᐃᔭᖅᑕᐅᓯᒪᔪᐃᑦ. ᐊᑕᐅᓯᐅᕐᖏᑦᑐᓂᒃ ᑕᒪᕐᓇ ᐊᑲᐅᕐᖏᓗᑎᓂᒃ ᓴᖅᑭᒍᑕᐅᔪᕐᖅᑐᖅ.

ᐊᑲᐅᕐᖏᓗᑎᐅᑦ ᐃᓚᖓ ᖃᐅᔨᓴᓂᖃᓇᐊᓱᑎᓪᓗᒍ, ᓄᓇᑖᖃᑕᐅᓯᒪᔪᓐᑦ ᓇᓕᖅᑲᐃᑦ ᓱᓕ ᐱᓕᕆᖑᓚᐅᖏᑦᑕ ᐱᔭᕇᖕᒪᑎᒃ, ᑕᐃᒪᐃᕐᖓᓂᓗ ᐊᑦᖏᖅᑐᒥᑦ ᓇᓕᖅᑲᖃᓚᐅᖏᑦᑐᖅ ᐃᓄᕐᓂᒃ ᓄᓇᑖᖃᑕᐅᓯᒪᔪᓂᒃ ᐅᑭᐅᖃᖅᑐᓂᒃ 16 ᐅᖓᑖᓄᑦ. ᐊᓯᐊᒍᓪᓗ, ᓇᓕᖅᑲᓂᑦᑐᐃᑦ ᐱᖃᓯᐅᓯᒪᔪᑦᓴᐅᕐᓂᒥᒻᒪᑕ ᐃᓄᕐᓂᒃ ᓄᓇᖃᑦᑕᑦᑕᕈᕐᓂᖅᑐᓂᒃ ᓄᓇᒥᓂᕐᒥᓂᒃ. ᐊᖑᓇᓱᒍᓇᐅᑎᖃᖅᑐᐃᓪᓕ ᓇᓕᖅᑭᖏᓐᓂᑦ ᐱᖃᓯᐅᑎᓯᒪᑦᑕᐃᓐᓇᖅᑕᓚᐅᖏᑦᑕᒪᑦ ᐊᕐᓇᓂᒃ, ᐊᖑᓇᓱᒍᓇᐅᑎᓄᑦ ᐃᓂᓕᖓᐅᓯᑐᖃᖅ ᒪᓕᑦᑐᒍ ᓚᐃᓴᕐᓱᖃᖅᑐᖅ ᐊᖑᓇᓱᒍᓇᐅᓚᐅᕐᒪᑦ ᖃᑕᖕᖓᑎᒥᓄᑦ, ᑕᐃᒪᐃᒻᒪᑦ ᐊᖑᓇᓱᒍᓇᐅᑎᓐᓂᑦ ᓇᓕᖅᑲᐃᑦ ᐃᓚᓕᐅᓇᖏᓗᐊᖅᑐᑦᓴᐅᕐᓂᖅᐳᑦ ᐊᕐᓇᓂᒃ ᐊᒻᒪᓗᓐᓂᑦ ᐅᐃᖅᑲᐅᓂᖅᑐᓂᒃ ᐊᖑᓇᑎᓂᒃ. ᑕᐃᒪᐃᕐᖓᓂᒃ ᑕᒪᑯᐊ ᓇᓕᖅᑲᓂᑦᑐᑦ ᐋᖅᑭᒋᐊᖅᑕᐅᒋᐊᖅᑐᖅᑐᑦ ᐊᔾᔨᑦᑎᓄᑦ ᐊᖑᓇᓱᑦᑎᑦ ᐃᓚᖃᓱᐅᑎᓯᒪᖏᓗᐊᖅᑐᑦ ᑕᒪᑯᓇᓂ ᓇᓕᖅᑲᐅᔪᓂ.

ᐊᐃᐸᑦ ᐊᑲᐅᕐᖏᓗᑕᐅᕐᒪᒥᔪᖅ ᐳᓚᕋᖅᑏᑦ ᓱᖅᑯᐃᖅᓯᓇᓱᓚᕐᖓᑕ ᓇᓕᖏᑦ ᐊᑎᓕᐅᖅᑕᐅᒋᐊᕐᖓᖅᓯᒪᔪᓂ ᐆᒪᔪᕋᓱᓚᑦᑖᓚᐅᓇᐊᖏᓐᓂᒃ ᐅᑭᐅᖅ ᓯᕗᓂᐊᒍᑦ ᖃᐅᔨᓴᓂᖃᓚᐅᖅᑎᓇᒍ (ᐊᕐᖑᓇᓱᑦᑎᐅᓂᕋᖅᑕᐅᓂᐊᕈᓂ). ᑕᒪᓇ ᓄᐃᑦᑎᒍᑕᐅᖅᑐᖅ ᒪᕿᓐᓂᒃ ᑕᒻᒪᕈᑕᐅᑐᐃᓐᓇᓇᐊᓐᓂᒃ, ᑕᒪᑭᒃ ᐱᓂᖃᖅᑐᑎᒃ ᐱᔭᕇᖕᒪᑦᑎᐊᖅᑐᖏᑦᑐᓄᑦ ᐊᔾᔨᐅᑦᑕᐃᓐᓇᖅᐸᖏᓐᓂᓗ ᖃᓄᖅ ᑕᐃᒍᖅᑕᐅᓯᒪᓂᖏᑦ ᐊᑐᖅᑕᐅᓯᒪᓂᖏᑦ:

- ᓱᕋᓪᓕᖅᐸᖑᔪᖅ ᓇᓗᓇᐃᕐᖓᐅᑦᑕᖏᑦᑐᒥᓂᐅᑎᖓᑕ ᑭᒃᑯᑦ ᐃᓚᐅᖃᑕᐅᔪᓐᓂᖅᑐᐃᑦ ᐱᓕᕆᑦᓂᕐᒥᒍᑦ, ᐅᑭᐅᒥᒍᑦ, ᐊᒻᒪᓗ ᓄᓇᖃᓂᕐᒥᒍᑦ, ᐱᔪᑎᑦᑦᑑᖅᑐᒍ ᐃᓕᖅᑯᓯᐅᔪᖅ ᐊᐱᖅᓱᓗᐊᕈᒪᑦᑦᑐᑦ ᑖᓐᓇ ᐃᓄᒃ ᐊᖑᓇᓱᑦᑎᐅᓚᓗᐊᕐᒪᖔᑦ. ᑕᒪᓇ ᐊᑎᓕᐅᓇᓗᐊᕈᑕᐅᓯᒍᓐᓂᖅᑐᓂ. ᓇᓗᓇᐃᕈᑎᒃᓴᖃᖅᑐᖅ ᐃᓚᖓᓂᒃ ᑕᐃᒪᐃᐸᑦᑐᒥᓂ-ᐅᓂᖓᓂᒃ ᓄᓇᓕᓂ ᐅᓄᖅᑐᓂᒃ ᐊᖑᓇᓱᑦᑎᖃᐅᖅᑐᓂᒃ (ᐱᓗᐊᖅᑐᒥᒃ ᖃᑯᑎᒃᑯᑦ ᐊᖑᓇᓱᑦᑎᐅᓂᕋᖅᑕᐅᔪᑦ ᐊᒡᒍᖅᓯᒪᔪᖏᓐᓂ) ᐅᖃᐅᓯᖃᑦᑕᐃᓐᓇᖅᐸᖏᑦᑐᓂᒃ ᐆᒪᔪᖅᑕᒥᓂᕐᒥᓂᒃ (ᓇᓗᓇᐃᒋᐊᕈᑦ 2 ᑕᖅᑭᑖᒪᑦ).
- ᐊᐃᐸᖓᓂ ᐃᒻᒪᕐᑲ ᐳᓚᕋᖅᑏᑦ ᐊᑐᐃᓐᓇᖅᐸᓐᓂᖏᒻᒪᒡᔪᒃ ᖃᐅᔨᓴᓂᕐᒥ ᓇᓗᓇᐃᖅᓯᔾᔪᑎᐅᔪᑦ ᑭᓇ ᐊᖑᓇᓱᑦᑎᐅᓂᖓᓂᒃ, ᑭᖑᑯᐃᑕᐅᖓᓚᖅᑐᓂ ᓇᒻᒥᓂᖅ ᐃᓱᒪᒋᔭᖏᓐᓂᒃ ᑭᓇ ᐊᖑᓇᓱᑦᑎᐅᓂᖓᓂᒃ. ᓄᓇᕗᒻᒥ ᖃᐅᔨᓴᓂᐅᔪᖅ ᑐᕋᖓᒍᒫᕐᓂᐊᓚᐅᕐᓗᐊᖅᑎᓪᓗᒍ ᑭᓇᑐᐃᓐᓇᕐᒥᒃ ᐆᒪᔪᖅᑐᒥᓂᕐᒥᒃ, ᐃᓄᕐᓂᑦ ᐊᒥᓱᓂᑦ "ᐊᖑᓇᓱᑦᑎᐅᓂᕋᖅᑕᐅᔪᖅᑕ" ᑐᑭᖅᑎᑕᐅᓂᖅᓴᐅᓚᐅᕐᒪᑦ ᑭᓇᑐᐃᓐᓇᕐᒥᒃ ᖃᑯᑎᒃᑯᑦ ᐃᖃᓗᓴᓯᐸᑦᑐᒥᒃ, ᓂᕐᓕᐅᖅᐸᑦᑐᒥᓪᓗᓐᓂᑦ ᐅᑭᓇ ᑐᒃᑐᒥᒃ. ᓇᓗᓇᐃᖅᑐᒥᑦ ᖃᓄᖅ ᐱᑎᒋᓂᖏᑦ ᐃᓕᖅᑯᓯᕐᒥᑦ ᖃᓄᐃᔪᓯᒻᒥᑦᓪᓗᓐᓂᑦ, ᓇᒻᒥᑦ ᐱᓕᕆᑦᓂᕐᒥᖏᑦᑐᖅ. ᑕᑭᓇ ᐃᓚᖏᑦ ᐳᓚᕋᖅᑏᑦ ᐊᑐᑎᖃᖅᑎᑦᓯᓂᖅᓴᐅᔪᓐᓇᓚᐅᖅᑑᒐᓗᐊᑦ ᖃᓄᖅ ᐊᖑᓇᓱᑦᑎᐅᓂᕋᖅᑕᐅᔪᒥᒃ ᖃᐅᔨᓴᓂᒃᑯᑦ. ᑕᒪᓇ ᐊᑎᓕᐅᖏᑭᑦᓕᒋᑕᐅᓇᔭᓚᐅᖅᑐᖅ ᖃᐅᔨᓴᖅ ᐱᓕᕆᑦ.

ᐊᑲᐅᕐᖏᓗᑕᐅᔪᖅ ᐊᑎᓕᐅᓇᓱᒪᖕᖏᓗᐊᕐᓂᕐᒥᒃ ᐊᒃᓱᑲᓕᐅᔪᓇᔭᐅᓚᐅᖅᑐᖅ ᓄᓇᓖᑦ ᐃᓚᖏᕐᓂ ᐅᖃᖃᑎᒋᑦᑐᑦ ᓄᓇᖃᖅᑐᐃᑦ ᐊᒻᒪᓗ ᑐᕐᖓᕕᒋᓪᓗᒋᑦ ᐆᑦᑐᒋᑎᒥᓂᑦ ᐊᑦᓚᑕᐅᓯᒪᔪᓂᒃ ᕿᒥᕐᕈᓂᖃᖅᑎᓪᓗᒍ ᖃᐅᔨᓴᓂᐅᔪᒥ. ᒪᓕᒃᓗᒋᑦ ᑖᒃᑯᐊ ᕿᒥᕐᕈᐅᕆᐊᖓᓯᒪᔪᐃᑦ ᑐᒋᒧᐊᑦᑎᑦᑎᔨᐅᔪᖅ ᖃᐅᔨᓴᓂᕐᒥᒃ ᑕᑯᒐᓱᑦᑎᐊᓚᐅᖅᑕᖕᒋᑦ ᓇᓕᖅᑲᐃᑦ ᐊᖑᓇᓱᒃᑎᐅᔪᓂᒃ ᐊᖑᓇᓱᑦᑐᓕᓇᔭᒃᑯᖏᓐᓂ ᓄᓇᓖᑦ ᐳᓚᕋᕋᐃᒻᒪᔪᔪᒃ. ᓇᓕᖅᑲᖅ 10 ᑕᑯᑎᑦᓯᔪᖅ ᓄᓇᓖᑦ ᖃᐅᔨᓴᖅᑕᐅᓂᖅᑎᓪᓗᒋᑦ ᐊᑎᓕᐅᓇᖏᓗᐊᖅᐸᓐᓂᐅᑦ ᒥᑦᓴᓄᑦ ᑐᓐᖓᕕᒋᓪᓗᒋᑦ ᑕᒪᑯᐊ ᐅᖃᖃᑎᒌᒍᑎᐅᔪᖅᓯᒪᔪᐃᑦ. ᐊᑎᓕᐅᓇᖏᓗᐊᖅᓯᒪᓂᖅ ᑕᒪᑯᓇᖏᓐᓂᒃ ᐊᖑᓇᓱᑎᓂᒃ ᐊᑦᑎᓕᓕᐊᓂᖃᑐᐃᓇᕐᔭᒪᑦ ᑕᒪᑭᓐᓂᒃ ᑕᒪᑯᐊ ᐊᑎᖃᖅᑕᐅᖏᑦᑐᑦ ᖃᐅᔨᓴᖅᑕᐅᓂᖅᑎᓪᓗᒋᑦ ᑭᓯᐊᓂ ᐊᖑᓇᓱᑦᑐᑦ ᐊᖑᓇᓱᐸᑦᑐᓄᑦ ᖃᐅᔨᓴᓂᖅᑎᓪᓗᒍ ᑭᓯᐊᓂ ᐊᑎᖃᖅᑕᐅᓚᐅᖅᓯᒪᓚᑎᒃ ᐊᒻᒪᓗ ᐆᒪᔪᖅᑕᒥᓂᓗ ᓇᕐᑖᕐᓂᐊᒃᑕᐅᓂᖏᓐᓂᒃ. ᖃᓄᑎᒋ ᑕᒪᓇ ᐃᓚᓕᐅᓇᖏᓗᐊᖅᓯᒪᓂᐅᔪᖅ ᒪᓕᒍᓇᕐᒥᔪᖅ ᖃᑦᓯᐅᑎᒋᓂᖏᓐᓂᒃ ᐊᖑᓇᓱᑦᑎᑦ ᐊᑎᖃᖅᑕᐅᔪᓐᓂᐅᑦ ᑕᑭᖅᑎᑦᑐᑦ ᖃᐅᔨᓴᓂᕐᒧᑦ ᓇᓗᓇᐃᔭᖅᑕᐅᓯᒪᓂᑎᓪᓗ. ᐆᑦᑐᑎᒋᓗᒍ ᐊᖑᓇᓱᑦᑐᑦ ᖃᑯᑎᒃᑯᑦ ᐊᑦᑐᐃᓂᓇᒐᔭᖅᑕᖓᑦ ᐊᑎᓕᐅᓇᓱᒪᔪᖃᖏᓗᐊᖅᓂᕐᒧᑦ ᐊᕐᓱᓗᐊᕋᔭᖏᑦᑐᑦ ᐊᖑᓇᓱᐃᓇᐸᑦᑐᐃᑦ ᐊᒃᓱᑲᓕᓐᒃ ᓴᓂᐊᓂ ᐆᒪᔪᖅᑕᐅᔪᑦᑐᑦ ᓇᓕᖅᑭᖏᓐᓂᒃ ᓄᓇᓕᒻᒥ. ᐆᒪᔪᖅᑕᐅᔪᑦᑐᑦ ᐊᑎᖃᖅᑕᐅᖏᑦᑐᓄᑦ ᒥᑦᓴᐅᓯᖅᑕᐅᔪᓐᓂᖅᑐᑦ ᐊᖅᑯᑎᒋᓯᑦ ᐆᒪᔪᖅᑕᐅᔪᑦᑐᑦ ᖃᑦᑎᐅᓚᔪᓐᓂᖏᓐᓂᒃ ᐊᑐᓂᑦ ᓂᕐᔪᑎᓄᑦ ᐊᒡᒍᖅᓯᒪᓂᖏᑎᒍᑦ. ᑭᓯᐊᓂ, ᑕᒪᑯᐊ ᓈᓴᖅᑕᐅᓯᒪᔪᑦ, ᑕᒻᒪᖅᓯᒪᐅᔪᖅᑐᑎᒃ ᐃᓚᓕᐅᓇᖏᓗᐊᖅᓂᖅᑐᑎᓪᓗ, ᐊᖏᓗᐊᕐᒪᑕ ᐅᑯᓇᖓ ᑭᖑᓪᓕᓴᖅᓯᐅᑎᓄᑦ. ᐅᖃᓚᒦᖅᑐᑦ ᑐᑭᓯᕿᓐᖅᑐᑦ ᐆᒪᔪᓕᓇᔭᔪᐊᖑᓂᑦ ᐱᔪᒪᓂᕈᑎᒃ ᓴᖅᑭᑕᐅᓯᒪᔪᓂᒃ ᓈᓴᐅᑎᓂᒃ. ᐅᔾᔨᒌᔭᖏᒻᒪᑕ ᓄᓇᓕᓂ ᐊᑐᓂᑦ ᖃᓄᑎᒋ ᐊᑎᓕᐅᓇᖏᓗᐊᖅᓂᖅᑐᑎᓄᑦ ᐅᖃᐅᓯᐅᔪᓄᑦ ᓄᓇᓕᓂ ᐊᑐᓂᑦ.

ᓇᓕᖅᑲᖅ 10: ᖃᑦᑎᐅᓂᖏᑦ ᐊᖑᓇᓱᒃᑎᑦ ᐊᑎᓕᐅᖅᑕᐅᓯᒪᖏᑦᑐᑦ ᓄᓇᓕᒻᒥᑎᒍᑦ

ᓄᓇᓕᑦ		ᑲᑎᑦᑐᒋᑦ # ᐊᑎᓕᐅᖅᓯᒪᔪᑦ ᐊᖑᓇᓱᒃᑎᑦ	ᖃᑦᑎᐅᓂᖏᑦ # ᐊᑎᓕᐅᖅᓯᒪᖏᑦᑐᑦ ᐊᖑᓂᐊᖅᑎᑦ ᑐᓂᔭᐅᓯᒪᔪᑦ ᐱᔪᓐᓇᐅᒻᒥᒃ	ᐊᖑᓇᓱᒃᑐᓕᓇᓗᑦ ᑲᑎᒪᔨᖏᓐᓄᑦ ᒥᖅᓴᐅᓯᖅᑕᐅᓯᒪᔪᑦ ᐊᖑᓇᓱᒃᑎᑦ ᐊᑎᓕᐅᖅᓯᒪᖏᑦᑐᑦ	ᖃᑦᑎᐅᓂᖏᑦ ᑲᑎᑦᑐᒋᑦ # ᐊᑎᓕᐅᖅᓯᒪᖏᑦᑐᑦ ᐊᖑᓇᓱᒃᑎᑦ	ᐊᑎᓕᐅᖅᓯᒪᖏᑦᑐᑦ ᒥᖅᓴᐅᑦᑐᑦ ᖃᑦᑎᐅᑎᒋᖏᑦ ᐊᖑᓇᓱᑦᑎᑦ ᑕᑯᒃᑐᒋᑦ
ᕿᑭᖅᑖᓗᒃ	ᐃᑦᐱᐊᕐᔪᒃ ᓇᓂᓯᐃᑦᑐ	310	6 % ᐊᒻᒪ 2 ᑕ	ᐊᑎᖃᖃᑕᐅᔪᓄᑦ ᓇᒻᒪᖏᑦ ᓈᒻᒪᒋᔭᐅᔪᑦ	8	3
	ᑭᓐᖓᐃᑦ	510	1 % ᐊᒻᒪ 1 ᑕ	13 % ᐊᒻᒪ 13 ᑕ ᐊᒻᒪ 11 ᐱᑕᖃᖏᑦᑐᑦ	29	5
	ᑲᖏᖅᑐᒐᐱᒃ	245	1 %	ᐊᑎᖃᖃᑕᐅᔪᓄᑦ ᓇᒻᒪᖏᑦ ᓈᒻᒪᒋᔭᐅᔪᑦ	1	0
	ᐊᐅᓯᐃᑦᑐᖅ	73	1 % ᐊᒻᒪ 2 ᑕ	12 % ᐊᒻᒪ 2 ᑕ ᐱᑕᖃᖏᑦᑐᑦ	17	19
	ᓴᓂᕋᔭᒃ	181	3 %	ᐊᑎᖃᖃᑕᐅᔪᓄᑦ ᓇᒻᒪᖏᑦ ᓈᒻᒪᒋᔭᐅᔪᑦ	3	2
	ᐃᓗᓕᒃ	307	ᐱᑕᖃᖏᑦᑐᖅ	ᐊᑎᖃᖃᑕᐅᔪᓄᑦ ᓇᒻᒪᖏᑦ ᓈᒻᒪᒋᔭᐅᔪᑦ	0	0
	ᐃᖃᓗᐃᑦ	540	48 % ᐊᒻᒪ 2 ᑕ	51 %, 12 ᑕ ᐊᒻᒪ 11	114	17
	ᑭᒻᒥᕈᑦ	114	1 %	51 % ᐱᑕᖃᖏᑦᑐᑦ	52	31
	ᐸᖕᓂᖅᑑᖅ	224	1 %	61 % ᐊᒻᒪ 7 ᑕ ᐱᑕᖃᖏᑦᑐᑦ	69	24
	ᒥᑦᑎᒪᑕᓕᒃ	408	1 ᑕ	ᐊᑎᖃᖃᑕᐅᔪᓄᑦ ᓇᒻᒪᖏᑦ ᓈᒻᒪᒋᔭᐅᔪᑦ	1	0
	ᕿᑭᖅᑕᕐᔪᐊᖅ	192	ᐱᑕᖃᖏᑦᑐᖅ	4 %, 7 ᑕ ᐊᒻᒪ 51 ᐱᑕᖃᖏᑦᑐᑦ	16	8
	ᖃᐅᓯᐃᑦᑐᖅ	75	ᐱᑕᖃᖏᑦᑐᖅ	ᐊᑎᖃᖃᑕᐅᔪᓄᑦ ᓇᒻᒪᖏᑦ ᓈᒻᒪᒋᔭᐅᔪᑦ	0	0
	ᓴᓂᑭᓗᐊᖅ	181	3 %	11 % ᐊᒻᒪ 3 ᑕ ᐱᑕᖃᖏᑦᑐᑦ	17	9
ᕿᑎᕐᒥᐅᑦ	ᕿᓐᖓᐅᑦ	21	ᐱᑕᖃᖏᑦᑐᖅ	ᐊᑎᖃᖃᑕᐅᔪᓄᑦ ᓇᒻᒪᖏᑦ ᓈᒻᒪᒋᔭᐅᔪᑦ	0	0
	ᐃᖃᓗᒃᑑᑦᓯᐊᑦ	391	16 % ᐊᒻᒪ 2 ᑕ	37 % ᐱᑕᖃᖏᑦᑐᑦ	55	12
	ᐅᖅᓯᖅᑑᖅ	368	4 %	18 % ᐱᑕᖃᖏᑦᑐᑦ	22	6
	ᕐᑯᒡᓗᒃᑐᖅ	294	3 % ᐊᒻᒪ 1 ᑕ	ᐊᑎᖃᖃᑕᐅᔪᓄᑦ ᓇᒻᒪᖏᑦ ᓈᒻᒪᒋᔭᐅᔪᑦ	4	1
	ᑰᖓᕐᔪᒃ	102	1 %	62 % ᐊᒻᒪ 5 ᑕ ᐱᑕᖃᖏᑦᑐᑦ	68	40
	ᑕᓗᕐᔪᐊᖅ	249	3 %	ᐊᑎᖃᖃᑕᐅᔪᓄᑦ ᓇᒻᒪᖏᑦ ᓈᒻᒪᒋᔭᐅᔪᑦ	3	1
	ᐅᒥᖓᒃᑑᖅ	31	ᐱᑕᖃᖏᑦᑐᖅ	ᐊᑎᖃᖃᑕᐅᔪᓄᑦ ᓇᒻᒪᖏᑦ ᓈᒻᒪᒋᔭᐅᔪᑦ	0	0
ᑭᕙᓕᖅ	ᐊᕐᕕᐊᑦ	410	5 %	ᐊᑎᖃᖃᑕᐅᔪᓄᑦ ᓇᒻᒪᖏᑦ ᓈᒻᒪᒋᔭᐅᔪᑦ	5	1
	ᖃᒪᓂᑦᑐᐊᖅ	341	1 % ᐊᒻᒪ 1 ᑕ	65 % ᐱᑕᖃᖏᑦᑐᑦ	67	16
	ᐃᓗᓕᒫᕐᔪᒃ	92	2 %	12 % ᐱᑕᖃᖏᑦᑐᑦ	14	13
	ᓴᖅᖅ	283	5 %	ᐊᑎᖃᖃᑕᐅᔪᓄᑦ ᓇᒻᒪᖏᑦ ᓈᒻᒪᒋᔭᐅᔪᑦ	5	2
	ᑲᖏᖅᓱᓂᖅ	424	13 %	ᐊᑎᖃᖃᑕᐅᔪᓄᑦ ᓇᒻᒪᖏᑦ ᓈᒻᒪᒋᔭᐅᔪᑦ	13	3
	ᓇᐅᔾᔭᑦ	180	ᐱᑕᖃᖏᑦᑐᖅ	31 % ᐊᒻᒪ 8 ᑕ ᐱᑕᖃᖏᑦᑐᑦ	39	18
	ᑎᑭᕋᕐᔪᐊᖅ	61	ᐱᑕᖃᖏᑦᑐᖅ	44 % ᐱᑕᖃᖏᑦᑐᑦ	44	42

% = ᖃᓄᑎᒋᓄᑦ ᐊᖑᓇᓱᒃᑎ
ᑕ = ᑕᒪᕐᓗᒃ ᐊᖑᓇᓱᒃᑎ
ᐊ = ᐊᒃᓴᕐᓗᒃ ᐊᖑᓇᓱᒃᑎ

ᐊᔪᕐᓇᓂᖅᓴᐅᑦᓚᐅᖅᑐᖅ ᒥᑦᓴᐅᓯᓇᓱᒋᐊᖏᑦ ᐊᑎᓕᐅᓇᓱᒪᓗᐊᕐᓂᑭᑎᒃ ᓴᖅᑭᑕᐅᔪᑦ ᖃᐅᔨᓴᑭᑎᓂ ᓇᓕᐊᓐᓂᓗᐊᓱᒍᓐᓇᒪᑕ ᐅᖓᑕᐅᔾᔨᓗᐊᖅᓯᒪᓗᑎᒃ ᑐᖓᐅᑦᓯᓗᐊᖅᓯᒪᓗᑎᑦᑏᓐᓂᑦ ᖃᓄᑎᒋ ᐃᓚᐅᑎᒋᓂᕐᒥᒍᑦ ᐊᑎᓕᐅᖅᑕᐅᓯᒪᓗᐊᖅᑎᑦᓗᒋᑦ ᐊᖓᓇᓱᑦᑏᑦ. ᐊᖓᓇᓱᑉᐸᖏᑦᑐᑦ ᐊᑎᖃᖃᑕᐅᓂᑭᑎᒃ ᐊᒻᒪᓗ ᑭᐅᑦᑐᑦ ᓄᓇᓕᒻᒥ ᐅᓄᖅᑑᑦᓴᐃᓐᓇᕐᑎᑦᓗᒋᑦ, ᐊᑦᑐᖅᑕᐅᓗᐊᕋᖏᖏᑦᑑᒐᓗᐊᑦ ᐆᒪᔪᖅᑕᐅᑦᑐᓄᑦ ᓈᓴᖅᑕᐅᓯᒪᔪᐃᑦ. ᑭᓯᐊᓂ, ᑭᐅᑦᓂᖏᑦ ᐊᖓᓇᓱᑉᐸᖏᑦᑐᑦ ᐅᓄᒃᓂᖅᓴᐅᓂᑭᑎᒃ ᐊᖓᓇᓱᑦᓚᑦᑖᖅᐸᑦᑐᓂᒃ ᓄᓇᓕᒻᒥ ᑕᐃᒪ ᒥᑦᓴᐅᑕᐅᓯᒪᔪᐃᑦ ᑐᖓᐅᑦᓯᓗᐊᕐᓂᐅᓴᓇᒃᖅᑐᑦ ᐃᓚᓕᐅᖅᑕᐅᓂᖏᓐᓂᑦ ᐊᖓᓇᓱᑉᐸᖏᑦᑐᐃᑦ ᐊᑦᑎᑫᑦᓕᑭᑕᐅᓚᖓᒻᒪᑕ ᐆᒪᔪᖅᑕᐅᒪᔪᑦᑐᓚᒫᓄᑦ ᐊᒻᒪᓗ ᑭᐅᑦᓂᖏᑦᑐᓄᑦ ᐊᖓᓇᓱᑦᑎᓄᑦ. ᐊᓯᐊᒍᓪᓕ, ᑭᐅᑦᓂᖅᓴᐅᒍᑎᒃ ᐊᖓᓇᓱᑦᑏᑦ ᐊᖓᓇᓱᑉᐸᖏᑦᑐᓂᒃ ᑭᐳᒃᓯᒪᖕᒐᕋᖅᑐᖅ, ᓈᓴᐅᑎᓪᓗ ᖑᑦᑎᓗᐊᕐᓂᐅᓴᓗᑎᒃ. ᑕᒪᓐ ᑕᐃᔭᐅᔪᖅ ᑭᐅᑦᓂᖏᑦᑐᑦ ᐃᓚᓕᐅᖅᑕᐅᓐᖏᓗᐊᕐᓂᖏᓐᓂᒃ (ᓈᓴᐅᑎᒥ 5.3) ᐊᑎᓕᐅᓇᔭᐅᓗᐊᖅᓯᒪᓂᖏᓐᓂᑦ ᐊᖓᓇᓱᑦᑏᑦ. ᑭᖑᓪᓕᖅᐹᖓᓐᓂ ᐱᔭᖅᑯᖅᑐᒋᐊᕈᑕᐅᓯᒪᒻᒥᔪᑦ ᑕᒪᑐᒧᖓ ᐃᓚᐅᖃᑕᐅᓯᒪᔪᑦ ᐃᓚᖏᑦ ᐆᒪᔪᕐᓂᖅᐸᓚᐅᖏᑦᑐᑦ ᐱᓚᑦᑐᓴᐅᓐᓂᖅᑐᑦᑎᒃ ᐅᖃᐅᓯᖃᒪᖕᒋᒧᑦ ᐆᒪᔪᖅᐸᑦᑕᒥᓐᓂᒃ. ᑕᒪᓐ ᑕᔪᕐᖅ

5.3.2 ᑭᐅᑯᖏᑦᑐᑦ

ᐱᖓᓱᓪᓗᐊᑕᐅᔪᑦ ᐱᔾᔪᑕᐅᔪᑦ ᑭᐅᑯᖏᑦᑐᑦ ᐃᓱᒪᒋᔭᐅᒋᐊᖃᕐᓂᖏᑦ ᖃᐅᔨᓴᖅᑕᖃᖅᑎᓪᓗᒍ:

1. ᐃᓚᖏᑦ ᑕᐅᑐᒃᑕᐅᓇᓱᑦᑐᑦ ᐃᓄᕐᒍᑎᒋᔭᐅᔪᓂ ᐃᓚᐅᔪᓐᓇᓲᖓᖏᒻᒪᑕ;
2. ᐃᓚᖏᑦ ᑕᐅᑐᒃᑕᐅᓇᓱᑦᑐᑦ ᐃᓄᕐᒍᑎᒋᔭᐅᔪᓂ ᑐᓴᕐᕕᐅᔪᓐᓇᖅᓯᒪᖏᑦᑐᑦ ᐳᓚᕋᖅᑎᐅᔪᓄᑦ;
3. ᐃᓚᖏᑦ ᐳᓚᕋᖅᑏᑦ ᑐᓴᕐᕕᖃᓇᐊᕈᓐᓇᖏᑦᑐᑦ ᐃᓚᖏᓐᓂᒃ ᐃᓄᕐᒍᑎᒋᔭᐅᔪᓂᒃ.

ᓄᓇᕗᒻᒥ ᖃᐅᔨᓴᕐᓂᐅᔪᖅ ᐊᑭᓕᖅᓱᑕᐅᕙᓚᐅᖏᑦᑐᑦ ᐃᓚᐅᖃᑕᐅᔪᑦ ᑕᐃᒪᐃᑦᑕᕌᖓᓪᓗ ᐃᓚᖏᑦ ᐃᓚᐅᔪᒪᓐᖏᑦᑑᓲᖓᓪᓗᑎᒃ. ᑕᒪᓐ ᑕᐃᒪᐃᖅᑰᖅᑐᖅ ᐅᑯᐊ ᐱᓪᓗᒋᑦ:

- ᐱᒃᑯᓱᓗᐊᓐᖏᓂᕐᒧᑦ ᑐᑭᓯᐅᒪᑦᑎᐊᖏᓐᓂᒧᓪᓘᓐᓂᑦ ᓱᒪᑦ ᖃᐅᔨᓴᕐᓂᖃᕐᒪᖔᑦ ᑭᓱᓪᓗ ᐃᑲᔪᒃᑲᓂᕈᑎᑦᓴᐅᔪᓐᓇᕐᒪᖔᑖ;
- ᓱᓕᔪᓇᔭᐅᑦᑎᐊᖏᒃᑯᓂ ᖃᐅᔨᓴᕈᑎᒥᓃᑦ ᐊᑐᖅᑕᐅᒐᔭᖏᒃᑲᓗᐊᕐᒪᖔᑖ, ᐅᑯᓐᓗ ᐊᑐᐃᓐᓇᐅᑎᑕᐅᓕᕐᓗᑎᒃ ᐊᓯᖏᓐᓂᑦ ᐱᔭᖅᑯᒥᒃ ᐃᓗᐊᓐᖏᒍᑕᐅᔪᓐᓇᖅᑐᒧᓪᓘᓐᓂᑦ;
- ᑕᑎᒋᔭᖃᓐᖏᓗᐊᕐᓂᒃᑯᑦ, ᐱᐅᑦᓴᖏᓐᓂᑯᓪᓘᓐᓂᑦ, ᐳᓚᕋᖅᑎᒥᒃ ᖃᐅᔨᒪᔭᐅᑦᓯᐊᖅᑐᒥᒃ ᓄᓇᓕᒻᒥ ᓄᓇᓕᐅᑉ ᐊᖏᓂᓇᔭᖓ ᒪᓕᑦᑐᒍ ᖃᓄᐃᑦᑎᒋᓂᖓᑕᓘᓐᓂᑦ.

ᖃᐅᔨᓴᕐᓂᖃᖅᑎᓪᓗᒍ ᐱᓗᓇᓗᑎᒃ ᑭᐅᑦᑕᐃᓕᓐᑦᑐᑦ ᒪᕈᐃᓕᖓᓇᓱᒋᔭᐅᓯᒪᔪᑦ. ᓯᕗᓪᓕᕐᒥ ᖃᐅᔨᒃᑲᐃᓪᓗᑎᒃ ᑭᐅᒍᒪᓐᖏᑦᑐᑦ. ᐃᓚᖏᑦ ᐊᖓᓇᓱᑦᑏᑦ ᐃᓚᐅᔪᒪᑦᑕᐃᖅᑲᐊᓚᐅᖏᑦᑐᑎᒃ ᖃᐅᔨᓴᕐᓂᕐᒧᑦ. ᑕᖅᑭᑖᒪᖅᓯᐅᑎᓂ ᓇᓗᓇᐃᕈᑎᒋᔭᐅᔪᑦ ᑕᒪᔭᓄᖓ ᐲᖅᑕᐅᓚᐅᖅᑐᖅ ᖃᐅᔨᓴᕐᓂᖃᕐᖓᓂ (ᓈᓴᐅᑎᒥ 3.7.3), ᑭᖑᕐᖓᒍᑦ ᓱᖅᑯᐃᕋᑦᑎᐅᔪᓐᓂᖅᑐᑎᒃ ᐊᖓᓇᓱᑦᑏᑦ ᓇᓕᐊᖑᓂᖏᓐᓂᒃ ᐊᑐᐃᓐᓇᐅᓂᖏᒃᑯᑎᒃ ᐊᑎᖅᓱᕋᒃᑎᐅᓗᑎᒃ ᐅᑭᓐᓗ ᐊᑎᖅᓱᖅᑕᐅᔪᒪᓐᖏᑦᑑᓐᓂᕈᑎᒃ ᑕᖅᑭᑖᒪᑦ, ᑭᓱᐊᓂᓗ, ᐊᖓᓇᓱᑦᑏᑦ ᐃᓚᐅᔪᒪᑦᑎᐃᓐᓇᖅᐸᓕᐅᖏᑦᑐᑦ ᓇᓗᓇᐃᖅᑕᐅᑭᓕᐅᖏᒪᑕ ᑕᐃᒪᓐ ᐊᑎᖃᕐᓂᐅᔪᓂ ᓇᓗᓇᐃᖅᑕᐅᔪᓐᓇᕐᒥᔪᑦ ᑭᒃᑰᒋᐊᖏᑦ ᐊᖓᓇᓱᑦᑏᑦ ᑕᒪᒃᑯᐊ. ᓇᓕᖅᑲᒥ 9 ᑕᐊᑎᑦᓱᔪᑦ ᖃᑦᑎᐅᓚᐅᕙᐊᖅᓴᖏᓐᓂᒃ ᐊᖓᓇᓱᑦᑏᑦ ᐃᓚᐅᔪᒪᑭᓚᐅᖏᑦᑐᑦ ᖃᐅᔨᓴᕐᓂᕐᒧᑦ ᓄᓇᓕᒥᑎᒍᑦ ᐊᒻᒪᓗ ᐅᖃᐅᓯᐅᒃᑲᖅᓇᓪᓗᓂ ᓈᓴᐅᑎᒥ 5.3.4.

ᐊᐃᑉᐸᖓ ᑭᐅᖏᑦᑑᓂᕋᖅᑕᐅᔪᓂ ᑕᖅᓱᒪᓂᕋᖅᑕᐅᔪᖅ. ᐊᐱᖅᑯᑎᐅᔪᖅ ᓯᕗᓪᓕᖅᐸᖅ ᑕᖅᑭᑖᒪᖅᓯᐅᑎᓂ ᖃᐅᔨᓴᓯᒋᐊᓐᖓᐅᑎᐅᑎᒻᒪ, ᓱᖅᑯᐃᖅᑕᐅᕐᒍᓪᓗᒍ ᑖᓐᓇ ᐃᓄᒃ ᐊᖓᓇᓱᓪᓕᑖᓚᐅᕙᖓᓂᒃ ᑕᖅᑭᐅᓚᐅᖅᑐᒥ, ᐊᓯᖏᑦ ᐊᐱᖅᑯᑕᐅᔪᐃᑦ ᐱᑕᖃᑦᑕᐃᓕᒍᓐᖓᒪᑕ ᖁᖅᑕᐅᓚᐅᖅᑐᒥ ᐊᓯ

5.3.5 ᐅᖃᐅᓯᒃᓴᑦ ᓇᐃᓈᖅᑐᒋᑦ

ᑭᐅᑦᓐᖏᑦᑐᑦ ᑕᑯᑎᑦᓯᓪᓗᐊᖅᐸᑦ ᐊᓯᑦᓐᖏᑦᑐᓂᒃ? ᐃᓗᓐᓈᒍᑦ, ᑭᐅᑦᓐᖏᑦᑐᑦ ᐃᓚᖏᑦ ᐃᓚᓕᐅᖅᑕᐅᑦᓐᖏᓐᖏᓂᒃ ᐱᔪᑦᓴᐅᒐᓗᐊᖅᑎᓪᓗᒍ, ᐊᒻᒪᓗ ᐊᑦᑐᐃᓂᖃᒻᒪᓇᑦᑐᑦᓴᐅᒐᓗᐊᖅᑐᑎᒃ ᓈᓴᖅᑕᐅᓯᒪᔪᓂᒃ ᓴᖅᑭᑕᐅᔪᓂᒃ ᓄᓇᓕᓂ ᑭᐅᔪᖃᓪᓗᐊᖅᐸᓐᖏᑦᑐᓂᑦ (ᓲᕐᓗ 75% ᑐᖕᒐᒍᑦ), ᖃᓄᐃᒍᑕᐅᔪᑦ ᐃᓚᓕᐅᓇᑭᓐᖏᓂᕐᒧᑦ (ᐅᖓᑕᐅᔾᔨᒍᑎᒃ ᑐᖓᐅᑦᓯᒍᑎᓪᓗᓐᓂᑦ) ᐆᒪᔪᖅᑕᐅᑭᑦᑐᐃᑦ ᖃᑦᓯᐅᐸᓗᓐᖏᓐᖏᓂᒃ ᓈᓴᕐᓴᐅᓗᐊᖅᓯᒪᖏᑦᑐᖅ. ᑕᐃᒪᐃᒻᒪᑦ ᒪᓕᒋᐊᓕᓂ 2 ᒪᓕᑦᑕᐅᓂᖅᓴᐅᓯᒪᔪᖅ ᓄᓇᓕᓂᒃ ᐅᓄᕐᓂᖅᓴᐅᔪᓂᒃ ᑭᐅᑭᑦᑐᑦ ᐅᓄᖅᑑᑦᓯᐊᖅᐸᓴᒪᑕ. ᑕᐃᒪᐃᒐᒐᖅᑐᑦᓴᐅᒐᓂ ᑕᐃᒃᑯᓇᖕᒐᑦ ᓄᓇᓕᓂᑦ ᑭᐅᑭᖏᑦᑐᑦ ᖃᑦᑎᐅᒐᔪᑦᐸᓐᖏᑦ 5% ᐅᖓᑖᓃᑦᐸᑦᑐᓂ.

5.4 ᓱᖅᑯᐃᖅᓯᔪᑎᓄᓕᖓᔪᑦ ᐊᒻᒪ ᑭᐅᔪᑎᑦ ᑕᒻᒪᖅᓯᒪᐅᖅᑐᑦ:

ᐅᑯᓇᓃᑦᑐᑦ ᐃᓱᒪᒃᓴᖅᓯᐅᑭᑎᖃᖅᑐᑦ ᐊᑐᕆᐊᓕᒻᒥᒃ ᕐ: ᑭᐅᔪᑎᐅᑭᒃᓯᒪᔪᑦ ᓱᓕᑎᒋᓂᖏᑦ, ᓲᕐᓗ ᓇᓕᖅᑭᑦᓯᐊᕐᓗᒋᑦ ᐆᒪᔪᖅᑕᐅᓪᓚᑦᑖᖅᐸᑦᑐᑦ ᑭᐅᑭᑦᑐᓄᑦ.

ᖃᐅᔨᓴᕐᓂᕐᒥᒃ ᓱᖅᑯᐃᖅᓯᓇᓱᕐᓂᖅ ᐱᒍᑎᖃᖅᑐᖅ ᐊᐱᖅᑯᑎᑦ ᖃᓄᐃᓕᖓᓂᖏᕐᓂᒃ ᐊᒻᒪᓗ ᐊᓪᓚᕕᓕᓇᔪᑎᑦ, ᖃᓄᕐᓗ ᐃᓂᓪᓚᖓᑭᒻᒪᖓᑦᑕ ᐊᐱᖅᓯᕐᓂᐊᖅᑎᓪᓗᒋᑦ ᑭᐅᒍᑎᑦᓯᐊᑭᕐᓂᒃ ᓇᑭᑭᕈᓐᓇᓯᐊᕐᑯᓪᓗᒋᑦ. ᖃᐅᔨᓴᕐᓂᐅᔪᓂ ᓴᖅᑭᑕᐅᔪᑦ ᓱᓕᔪᕐᓇᖅᑎᒋᓂᖏᑦ ᐱᓂᖃᓲᖕᒐᔪᑦ ᖃᓄᑎᒋ ᑕᒻᒪᖅᓯᒪᔪᖅᑐᑦᑐᓄᑦ. ᑭᐅᔪᑎᑦ ᑕᒻᒪᖅᓯᒪᐅᖅᑐᑦ ᐱᔪᑎᖃᖅᑐᑦ ᖃᓄᖅ ᐊᔾᔨᒌᕐᓇᖏᑎᒋᓂᖏᓂᒃ "ᓱᓕᔪᑦᑕ" ᑭᐅᒍᑎᑦ ᐊᐱᖅᑯᑕᐅᔪᒧᑦ ᐊᒻᒪᓗ ᑭᐅᒍᑎᒋᑦᑕᖏᓂᒃ ᐊᐱᖅᑯᑕᐅᔪᒧᑦ. ᑕᒻᒪᖅᓯᒪᔪᖅᑭᕐᓇᖅᑐᖅ ᐊᖓᓇᓱᑦᑎᐅᔪᖅ ᐅᖃᕐᓂᕈᓂ ᖃᑦᓯᓂᒃ ᐆᒪᔪᖅᑐᒥᓂᐅᑭᐊᑦᓴᖅ ᐅᖓᑕᐅᔾᔨᓯᒪᑎᓪᓗᒍ ᑐᖓᐅᔾᔨᓗᐊᖅᓯᒪᑎᓪᓗᒍᓂᑦ ᖃᑦᓯᓂᒃ ᐆᒪᔪᓪᓚᑦᑖᖅᑕᒥᓂᕐᒥᓂᒃ ᐅᑭᕐᓗᓂᑦ ᑕᐃᒪᐃᓇᕐᒥᔪᖅ ᑖᓐᓇ ᐃᓚᓕᐅᔾᔨᓂᖏᒃᑯᓂ ᓇᓕᐊᕐᓂᒃ ᓂᕐᔪᑎᒥᒃ (ᖃᓄᕐᓗᓂᑦ ᐱᒍᑎᖃᖅᑐᒥᒃ ᑖᑦᓯᒪ ᐆᒪᔪᖅᑕᒥᓂᖓᑕ ᒥᒃᓴᓄᑦ ᓲᕐᓗ ᐊᕐᓇᐅᓂᕐᒪᖓᑦ, ᖃᑦᓯᓂᒃ ᐅᑭᐅᖃᕐᓂᕐᒪᖓᑦ ᓇᒥᓪᓗᓐᓂᑦ ᐱᓐᓂᕐᒪᖓᒍ) ᐊᓯᖏᓐᓂᒃ ᐆᒪᔪᖅᑕᒥᓂᕐᒥᓂᒃ ᐅᖃᐅᓯᖃᖅᑎᓪᓗᒋᑦ. ᑕᐃᒪᐃᑦᑐᖃᖅᑐᒥᓂᐅᒍᓂ ᑭᐅᓂᕐᖅᑕᐅᖏᑦᑐᓄᑦ ᐃᓚᓕᐅᖃᑕᐅᓲᖕᒐᔪᑦ ᐊᔾᔨᖃᕐᓂᑦ ᐅᖃᐅᓯᐅᔪᓂᒃ 5.3ᒥ ᐱᒍᑎᖃᖅᑐᓂᒃ ᐃᓚᓕᐅᖅᑕᐅᖏᑎᑭᑦᓂᖏᑦᑕ ᑭᐅᑭᖏᑦᑐᐃᑦ.

ᑭᐅᒍᑎᒥᒃ ᑕᒻᒪᖅᓯᒪᔪᖅᑭᕐᓇᕐᒥᔪᖅ ᑐᑭᓯᓐᓂᒃᑕᐅᓐᓂᕈᓂ ᐊᐱᖅᑯᑕᐅᔪᒥᒃ, ᐃᖅᑲᐅᒪᑦᑎᐊᕐᓂᖏᒃᑯᓂᕐᓂᑦ, ᐅᑭᑭᓗ ᐱᔾᓇᓱᒪᒍᓂ. ᑲᔪᓯᓂᖃᑦᓯᐊᕐᓂᐊᖅᐸᑦ ᖃᐅᔨᓴᕐᓂᐅᔪᒥᒃ ᐅᑯᐊ ᐱᓇᓱᑦᑕᐅᔭᓇᐊᖃᕐᔭᖅᑐᑦ:

- ᑭᒡᓕᖏᑦ ᐊᓯᔾᔨᔭᕐᓂᖏᑦᓗᓐᓂᑦ ᓇᓗᓇᐃᖅᑕᐅᑎᐊᓇᐊᖃᖅᑐᑦ ᐊᒻᒪᓗ ᑐᑭᓇᑦᑎᐊᕐᓗᑎᒃ ᐊᐱᖅᑯᑎᑦ ᑭᐅᓂᐊᖅᑐᒧᑦ (ᓱᖅᑯᐃᖅᓯᒪᐅᑎᑦ ᐊᐱᖅᑯᑎᓪᓗ ᓴᓇᒪᓂᖏᑦ).
- ᑭᐅᓂᐊᖅᑐᑦ ᖃᐅᔨᒪᒋᐊᖃᖅᑐᑦ ᐃᖅᑲᐅᒪᑦᓯᐊᕐᓗᑎᓪᓗ "ᓱᓕᔪᒥᒃ" ᑭᐅᔪᑎᒃᓴᒥᒃ (ᐱᑦᑕᐃᓕᒋᐊᕐᓗᒋᑦ ᐃᖅᑲᐅᒪᔭᐅᖏᑦᑐᑦ).
- ᑭᐅᓂᐊᖅᑐᑦ ᑭᐅᒍᒪᓂᖃᐊᖃᖅᑐᑦ ᐊᐱᖅᑯᑕᐅᔪᓂᒃ ᓱᓕᑎᐊᑭᒪᓗᑎᒃ ᒥᑦᓴᐅᓯᑦᑎᐊᕐᓗᑎᓪᓗ (ᐱᑦᑕᐃᓕᒋᐊᕐᓗᒋᑦ ᓇᒻᒥᓄᑦ ᐃᓗᐊᕐᓂᖅᓴᒧᑦ ᑭᐅᒃᒍᑎᑦᓴᒪᓇᔭᖅᑕᖏᑦ ᐅᖓᑕᐅᔾᔨᓇᓱᓂᐊᖅᐸᑦ ᑐᖓᐅᑦᓯᓗᓂᔾᔨᓂᑦ).

ᐃᒪᖓᒍᑦ, ᑭᐅᒍᑎᑦ ᑕᒻᒪᖅᓯᒪᐅᖅᑐᑦ ᓈᓴᕐᓴᐅᖏᑦᑑᒐᓗᐊᑦ ᑭᓯᐊᓂ ᓇᓗᓇᐃᔭᖅᑕᐅᔪᓇᒥᔪᑦ ᐅᖃᐅᓯᐅᓗᑎᓪᓗ, ᐊᒻᒪᓗ ᓇᓕᐊᓐᓈᔭᕐᓂᖏᑦ ᖃᓄᐃᑦᑎᒋᓂᖏᓪᓗ ᐃᓕᓇᔭᐅᓗᑎᒃ ᓇᓗᓇᐃᖅᑕᐅᓯᒪᑭᐊᕐᓗᑎᓪᓗ.

5.4.1 ᓱᖅᑯᐃᖅᓯᔪᑎᓄᑦ ᐊᐱᖅᓲᑎᓄᓐᓗ ᖃᓄᐃᓕᖓᓂᖏᑦ

60 ᐅᖓᑖᓄᑦ ᓂᕐᔪᑎᑦ ᖃᓂᑑᑦᑐᓪᓗᓐᓂᑦ ᐅᖃᐅᓯᐅᓯᒪᔪᑦ ᐆᒪᔪᖅᑕᐅᑭᑦᑐᓂᒃ ᖃᐅᔨᓴᕐᓂᖃᖅᑎᓪᓗᒍ (ᓇᓕᖅᑲᖅ 2). ᐃᓚᐅᓚᐅᖅᑐᑦ ᖃᐅᔨᓴᕐᓂᕐᒥ ᑐᓂᓯᐅᑭᓇᐅᖅᑐᑦ ᐆᒪᔪᐃᑦ ᓇᓕᖅᑲᖏᕐᓂᒃ ᐅᓪᓗᖅᓯᐅᑎᒥᑦᑎᒍᑦ, ᐳᓚᕐᖅᑎᑦ ᐊᐱᖅᑯᑎᖃᒻᓴᔪᑦᐸᓚᐅᖅᑐᑦ ᐊᑐᓂᑦ ᓂᕐᔪᑎᑦ ᐱᓪᓗᒋᑦ. ᐅᓄᕐᓂᖅᓴᐃᑦ ᐊᐱᖅᓯᓂᖅᓴᐅᑭᓇᐅᖅᑐᑦ ᐊᖓᓇᓱᑦᑎᓂᒃ ᐊᐱᓇᖅᑲᖅᐸᑦᑐᑦ ᐆᒪᔪᓚᐅᓇᑭᖅᓴᐅᑭᓇᐅᖅᑐᑦ ᑕᖅᑭᒥ. ᐊᖓᓇᓱᑦᑎᑦ ᐊᐱᓇᖅᑐᓂᖅᓴᐅᑭᓇᐅᖅᑐᑦ ᐊᖓᓇᓱᑦᑎᓂᒃ ᑲᖅᑕᒻᒪᖅᓯᒪᔪᖅᑐᑦ ᐅᖃᓄᐃᓕᖓᓂᖏᖅᓂᒃ ᐆᒪᔪᖅᑕᐅᔪᑦ ᐊᐱᖅᑯᑎᑦ ᖃᓄᐃᓕᖓᓂᖏᖅᓂᒃ ᐊᐱᖅᑯᑎᑦ ᐅᖃᐅᓯᐅᔪ

5.4.2 ᐃᖅᑲᖅᓴᒍᓐᓇᕐᒋᑦᑐᑦ

ᒪᓕᑐᒋᑦ ᐱᐅᓯᓇᔭᐅᑦᑐᑦ ᖃᐅᔨᓴᕐᓂᖃᖅᑎᓪᓗᒍ ᓄᓇᖃᖅᑳᖅᑐᓄᑦ ᐆᒪᔪᖅᑕᐅᑦᑐᓂᒃ, ᖃᐅᔨᓴᕐᓂᖃᖅᐸᓚᐅᖅᑐᖅ ᑕᖅᑭᑕᒪᑦ ᐊᐃᒍᖅᑐᖃᕐᒋᔫᒥᑦᑯᕐᓗᒍ, ᐊᒻᒪᓗ ᐆᒪᔪᓯᐸᑦᑐᐃᑦ ᖃᐃᑦᑎᔭᐅᑦᑐᑎᒃ ᐆᒪᔪᖅᑕᒥᓄᑦ ᐅᓪᓗᖅᓯᐅᑎᓂᒃ ᐃᖅᑲᖅᓴᒃᑲᓂᕈᑎᒃᓴᕐᒋᓄᑦ. ᐊᖑᓇᓱᒃᑎᐅᔪᖅ ᑐᓴᕕᐅᔪᓐᓇᕐᒋᒃᑯᓂ ᓇᓕᐊᓐᓂᑐᐃᓐᓇᖅ ᑕᖅᑭᒥ, ᐳᓚᕋᖅᑎᑦ ᑐᑭᓯᔪᒪᓐᓚᐅᖅᑐᑦ ᐆᒪᔪᖅᑕᐅᔪᒥᓂᕐᓂᒃ ᑕᖅᑭᓄᑦ ᐊᑦᓚᐅᑕᐅᓯᒪᕐᒋᑦᑐᓄᑦ ᑐᓴᕕᐅᑦᑕᓯᓐᓇᓕᕐᐃᒐᒥᒃ. ᑕᒪᑦᑯᐊ ᑭᖑᓐᓂᑯᓄᑦ ᐱᖅᑯᓯᐅᑦᑐᖅ ᐊᑐᖅᑕᐅᒐᔪᑦᐸᓚᐅᖅᑐᖅ ᑕᖅᑭᑦ ᐱᖓᓱᑦ ᐃᓗᐊᓂ. ᑭᓯᐊᓂ ᐃᓚᖏᓐᓂ ᓄᓇᓕᓐᓂᒃ ᐃᖅᑲᖅᓴᐊᖅᑲᖅᐸᓂᕐᒥᔪᑦ ᑕᖅᑭᑦ ᐊᕕᓂᓕᑦ ᖃᖏᐅᑎᓯᒪᓕᕋᖓᑕ. ᐱᖃᓯᐅᑎᔪᑦ ᐊᑦᓚᐅᓯᒪᔪᓄᑦ ᓇᓕᖅᑲᐅᔪᓂ ᑕᖅᑭᑕᒪᖅᓯᐅᑎᑦ ᐃᖅᑲᖅᓴᐊᓕᒥᑕ ᐊᑯᓂᐅᑎᒋᑦᓐᓂᖏᓐᓂᒃ. ᐊᑯᓂᐅᑎᒋᑦᓐᓂᖏᑦ ᓈᓴᖅᑕᐅᓚᐅᖅᑐᑦ ᑕᖅᑭᑦ ᖃᑦᑎᐅᓂᖏᑦ ᒪᓕᑦᑐᒋᑦ ᐆᒪᔪᖅᑐᒥᓂᐅᓚᐅᖅᑎᓪᓗᒋᑦ ᐊᐱᖅᓱᖅᑕᐅᓯᑕᐃᓐᓇᕐᓂᖏᓐᓂᑦ ᐊᑐᓂᑦ ᐊᓪᓚᑕᐅᓯᓄᑦ ᐆᒪᔪᖅᑕᒥᓂᕐᓄᑦ. ᐃᖅᑲᖅᓴᐊᓕᑦ ᐊᑯᓂᐅᑎᒋᑦᓐᓂᖏᓐᓄᑦ ᓇᓕᖅᑲᐃᑦ ᓇᐃᖑᓯᒪᔪᑦ ᑕᒪᑦᑯᓂᖓ ᑐᓴᕐᓴᓂᑦ ᑕᑯᑦᓴᐅᑎᑕᐅᓪᓗᑎᑦ ᖃᑦᑎᐅᑎᒋᑦᓐᓂᖏᓐᓂᑦ ᐊᓪᓚᑕᐅᓯᒪᔪᓂ ᐃᖅᑲᖅᓴᐊᖅᑕᐅᒋᐊᖅᑲᖅᐸᑦᑐᒥᓂᕐᓂᑦ ᑕᖅᑭᓄᑦ ᐱᖓᓱᓄᑦ ᑐᖓᒍᓪᓗᓐᓂᑦ, ᑕᖅᑭᓄᓗ 4ᓂᑦ 6ᓄᑦ ᐊᒻᒪ ᐅᖓᑖᓄᑦ.

ᑖᑯᑎᒍᓇᖅ ᓇᓕᖅᑲᐃᑦ ᓇᓗᓇᖅᑰᔨᖏᑦᑐᑦ ᐊᑲᐅᓐᖏᓗᑕᐅᓚᐅᕐᓂᖓᓂᒃ ᐊᑯᑦᑐᓗᐊᖅᑐᒥᒃ ᐃᖅᑲᖅᓴᐊᖅᑲᖅᐸᑦᑐᒥᓂᐅᓂᖏᓐᓂᒃ ᐅᑯᓇᓂ ᓄᓇᓕᐅᔪᓂ: ᖃᒪᓂᑦᑐᐊᖅ, ᕿᑭᖅᑕᕐᔪᐊᖅ, ᐃᑲᓗᒃᑑᑦᓯᐊᖅ, ᓴᓪᓕᖅ, ᓴᓂᕋᔭᒃ, ᐃᖃᓗᐃᑦ, ᑰᒐᕐᔪᒃ, ᑲᖏᖅᓱᓂᖅ ᐊᒻᒪ ᑎᑭᕋᕐᔪᐊᖅ. ᐊᑯᑦᑐᒋᐊᒃᑲᓂᖅᑐᒥᒃ ᐃᖅᑲᖅᓴᐊᖅᑲᖅᐸᓐᓂᖏᑦ ᐃᒻᒪᕐᑳ ᒥᑦᓴᐅᓯᒪᑦᑎ-ᐊᓐᖏᓂᖅᓴᐅᑦᑐᒥᓂᑦ ᐅᑭᓐᓄ ᐃᓚᑰᓗᐊᖅᑦᑐᑎᒃ ᐊᐅᓚᔭᓂ. ᖃᐅᔨᐅᓯᒪᔪᒃᑯᑦ ᐆᒪᔪᖅᑕᐅᑦᑐᓄᑦ ᖃᐅᔨᓴᕐᓂᐅᓰᓂ ᐃᓚᖓᓂᒃ ᐅᖃᐅᓯᖃᓐᖏᓗᐊᕐᓂᖃᕋᔭᖅᑐᖅ.

ᐊᑯᑦᑐᓂᖏᑦ ᐃᖅᑲᐅᒪᔭᓇᐊᖅᑲᖅᐸᑦᑐᑦ ᐱᒐᓗᐊᖅᑎᓪᓗᒋᑦ, ᐃᖅᑲᖅᓴᓂᐊᕈᓂᒃᔪᒃ ᐱᓪᓗᐊᑲᓪᓚᐅᒐᔭᓐᓇᖅᑐᐊᕐᒪᑦ ᑭᐅᔪᒧᑦ. ᖃᐅᔨᔭᐅᓯᒪᔪᒃᑯᑦ ᐆᒪᔪᖅᑕᐅᑦᑐᓄᑦ ᖃᐅᔨᓴᕐᓂᐅᓱᓂᒃ ᑕᒪᒃᑯᐊ ᐊᐅᓚᔨᔭᐅᔪᑦ ᖃᑦᑎᓪᓚᑖᒃ ᐆᒪᔪᖅᑐᖃᓂᕐᒪᖔᑦ ᓱᓚᒐᔪᓂᖅᓴᐅᓱᖕᒍᔪᑦ ᓂᕐᔪᑎᐸᐅᔭᐅᓂᖅᓴᓄᑦ ᐆᒪᔪᖅᑕᐅᒐᔪᐃᑦᑐᓄᑦᓘᓐᓂᑦ, ᓴᓂᐊᓐᓂ ᓂᕐᔪᑎᑦ ᐱᔭᐅᒐᔪᑦᐸᑦᑐᐃᑦ ᐅᓄᖅᑑᓪᓗᑎᒃ. ᑖᓐᓇ ᑭᖑᓪᓕᖅ ᐱᓪᓗᒍ, ᐱᔭᐅᓪᓚᑖᖅᑐᒥᓂᑦ ᐃᓱᒪᒋᔭᐅᓪᓗᐊᑐᑦᓴᐅᓐᖏᓐᓇᒥᒃ ᐃᖅᑲᓴᖅᑕᐅᓗᐊᕋᑎᑦᓗ ᐆᒪᔪᖅᑐᒥᓂᕐᒧᑦ. ᓄᓇᓕᑦ ᐳᓚᕋᖅᑕᐅᑎᓪᓗᒋᑦ ᐊᖑᓇᓱᑦᑎᑦ ᐅᖃᕋᔪᑦᐸᑦᑐᑦ ᓈᓴᐃᕐᓚᐅᖏᓐᓂᕐᒥᓂᒃ ᒪᓐᓂᑦᑕᒥᓂᖏᓐᓂᒃ, ᖁᓂᕈᓂᑦᓗᓐᓂᑦ ᐅᕐᓚᓗ ᐃᖅᑲᕐᒥᐅᑕᓂᒃ ᓴᐅᓂᓐᓂᒃ. ᖃᐅᔨᓚᐅᖅᑐᑦ ᐊᔪᕐᓇᐸᓗᓚᐅᕐᓂᖓᓂᒃ ᒥᑦᓴᐅᓯᓇᓱᒋᐊᖏᑦ ᐆᒪᔪᖅᑕᒥᓂᕐᒥᓂᒃ ᐊᐱᖅᓱᖅᑕᐅᓚᔭᖓᑕ ᐳᓚᕋᖅᑎᒧᑦ. ᐃᖅᑲᐅᒪᔪᑎᑦᓴᐅᔪᓐᓇᖅᑐᓂᒃ ᐊᑐᑎᖃᖅᐸᓐᓂᒃᑯᑦ ᑕᒪᑦᓱᒧᖓ ᐃᑲᔪᕐᑎᒋᓇᓱᓚᐅᖅᑕᕐᑐᑦ.

ᐅᓪᓗᖅᓯᐅᑎᑦ ᐊᑐᖅᑕᐅᓐᖏᑦ ᐊᔾᔨᒌᑉᐸᓚᐅᖏᑦᑐᑦ ᓄᓇᓕᓐᓂ, ᐅᓄᕐᓂᖅᓴᐃᑦ ᐊᖑᓇᓱᑦᑎᑦ ᐊᑐᖅᐸᑦᑐᑎᒃ ᓄᓇᓕᓐᓂ ᓱᕐᓗ ᓴᓂᑭᓗᐊᕐᒥ, ᕿᖓᐅᒻᒥᓗ ᐊᒻᒪ ᐃᒡᓗᓕᖓᒥ, ᐊᒻᒪᓗ ᐊᑐᓪᓗᐊᖅᐸᒐᑎᒃ ᐃᖃᓗᖕᓂ, ᑰᒐᔪᖕᒥ, ᐅᓚᔨᓂᓗ ᐊᒻᒪ ᐃᑲᓗᒃᑑᑦᓯᐊᒥ. ᐃᓚᖏᓐᓂ ᓄᓇᓕᐅᔪᓂ ᑐᓴᖅᑎᑕᐅᓚᐅᖅᑐᒍᑦ ᐅᓪᓗᖅᓯᐅᑎᑦ ᐊᑐᖅᑕᐅᓐᖏᑦ ᐊᔾᔨᒌᑉᐸᓚᐅᖏᓐᓂᒃ ᓄᓇᓕᐅᑉ ᐃᓗᐊᓂ ᐊᒻᒪᓗ ᐃᓐᓇᐅᓂᖅᓴᐃᑦ ᐊᖑᓇᓱᑦᑎᑦ ᐊᑐᔪᓐᓂᖅᓴᐅᑦᑐᑎᒃ ᐅᓪᓗᖅᓯᐅᑎᓂᒃ, ᐃᓅᓱᓐᓂᖅᓴᐃᑦ ᓇᒻᒥᓂᖅ ᐃᖅᑲᖅᓴᕋᓱᓐᓂᖅᓴᐅᑦᑐᑎᒃ (ᐃᒡᓗᓚᕐᓴᔪᕐᒥ ᐊᒻᒪᓗ ᑰᒐᔪᕐᒥ). ᒥᑦᑎᒪᑕᓚᕐᒥ ᐅᖃᐅᑎᔭᐅᓚᐅᖅᑐᒍᑦ ᐊᖑᓇᓱᑦᑐᑦ ᐊᔾᔨᑲᓪᓚ ᑕᒫᓗᓪᓗ ᐊᑐᓂᖅᓴᐅᑦᓚᐅᕐᓂᖏᑦᑕ ᐅᓪᓗᖅᓯᐅᑎᒥᓂᒃ ᐳᐃᒍᔭᐃᔾᔨᑯᑎᒥᓪᓗᒍ.

5.4.3 ᑭᐅᒍᒫᓐᓂᐊᓈᖅᓯᒪᔪᑦ

ᖃᓄᖅᑑᓐᖓᒋᖅᑐᑎᒃ ᑭᐅᔪᑎᑦ ᐱᔪᑎᖃᖅᑐᖅ ᐃᓱᒪᓕᐅᖅᐸᒋᖅᓯᒪᔪᒥᒃ ᐱᓗᐊᖅᑎᑦᓯᓗᓂ, ᐅᖃᓐᖏᓗᐊᕐᓗᓂᓗᓐᓂᑦ, ᐅᑭᓐᓄ ᐅᖃᐅᓯᖃᓐᖏᓐᓄᖅᐸᓪᓗᓂ ᐆᒪᔪᖅᑕᒥᓂᕐᒥᓂᒃ. ᐱᔪᑕᐅᔪᓐᓇᖅᑐᑦ ᖃᓄᐃᑕᐅᓂᐊᕋᓱᑦᓗᑎᒃ ᐆᒪᔪᓕᓇᓂᕐᒥ ᒪᓕᒐᐅᔪᓄᑦ, ᐅᑭᓐᓄ ᑮᓄᐅᔭᓕᐊᖏᓐᓄᑦ ᖃᐅᔨᓴᖅᑕᐅᓂᐊᕋᓱᑦᓗᑎᒃ ᖁᔭᓐᖅᑕᐅᓗᑎᓪᓗᓐᓂᑦ ᐱᓕᓇᐊᒧᑦ ᐃᑲᔫᑎᐅᔪᓂᒃ. ᓄᓇᑖᕈᑎᑦ ᓇᒻᒥᓂᖅ ᓴᖅᑭᑎᑦᓯᕐᔪᖅᑭᒃᑲᓗᐊᖅᑎᓪᓗᑦ ᓇᒻᒥᓄᑦ ᐱᔪᑎᖃᖅᑐᓂᒃ ᑕᐃᒪᐃᑦᑐᑦ ᐱᓪᓗᑦ, ᑐᑭᓯᔪᐃᓐᓇᕐᓂᔭᐅᑦᑐᓐᓇᓇᐊᓕᒥᓂᑦ ᐊᖑᓇᓱᑦᑎᑦ ᐃᓚᖏᑦ ᑕᒪᑦᓱᒥᖓ ᖃᐅᔨᓴᕐᓂᐅᑉ ᐃᓚᒋᔭᖓᓂᒃ, ᖃᐅᔨᒪᑦᑎᐊᓚᐅᖅᐳᓪᓗᑭᐊᖅ. ᐱᕕᖃᐅᓚᐅᖏᒻᒪᑦ ᐃᓐᓂᑦ ᐊᑐᓂᑦ ᑕᑕᑎᓇᐊᓕᒻᒥᒃ ᐊᖏᖅᓱᒪᐅᑎᖃᖅᑐᓄᑦ ᐱᒋᐊᕐᓂᖓᓂ ᖃᐅᔨᓴᕐᓂᖅ.

ᐅᔪᐊ ᐅᖃᐅᓯᕐᑦᑐᒥᓂᑦ ᑭᐅᒍᒫᕐᓂᐊᖅᐸᒋᖅᐸᕐᑦᑐᑦ ᐱᓪᓗᒋᑦ ᓴᖅᑭᑕᐅᓚᐅᖅᑐᑦ ᓄᓇᓕᑦ ᐅᖃᖃᑎᒋᔭᐅᑎᓪᓗᒋᑦ:

- ᐊᑯᓂᐅᓕᖅᑐᖅ ᓂᕐᔪᑎᓂᒃ ᐃᓚᖏᓐᓂᒃ ᐆᒪᔪᖅᑐᖃᓇᐊᖃᖃᑦᑕᖅᓯᒪᖏᒻᒪᑦ (ᐃᒪᕐᒥᐅᑕᐅᔪᓂᒃ ᑎᒻᒥᐊᓂᒃ ᐃᓚᖏᓐᓂᒃ ᓲᕐᓗ ᖁᒻᔪᓂᒃ), ᐅᓄᖅᑐᒻᒪᓇᑦ ᓱᓕ ᐊᖑᓇᓱᑦᑎᐅᔪᑦ ᐅᖃᐅᓯᖃᒥᒪᕐᖏᑦᑐᑦ ᑕᒪᒃᑯᓂᖓ ᓂᕐᔪᑎᓂᒃ.
- ᐅᓄᕐᓂᖅᓴᐃᑦ ᐃᓄᐃᑦ ᐊᖏᑦᓕᑎᒍᒪᓱᐃᑦᑑᒻᒪᑦ ᐊᒻᒪᓗ ᐅᖃᓗᐊᕐᖏᓂᐅᔭᓲᖅᒍᓪᓗᑎᒃ ᐆᒪᔪᖅᑕᒥᓂᕐᒥᓂᒃ.
- ᐅᓄᖅᑐᑦ ᐊᖑᓇᓱᒃᑎᑦ ᑐᑭᓯᐅᒪᓚᐅᖏᑦᑐᑦ ᖃᐅᔨᓴᕐᓂᕐᒧᑦ ᐱᔪᑕᐅᔪᒃ ᐊᒻᒪᓗ ᐃᓱᒪᕐᓚᐅᖅᑐᑎᒃ ᑕᒪᒃᑯᐊ ᐊᓪᓚᑕᐅᕐᓚᐊᔪᑦ ᐊᑐᖅᑕᐅᔪᓐᓇᐊᖏᓐᓂᒃ ᐃᓗᐊᓇᖕᖏᑕᒥᓄᑦ ᓯᕗᓂᑦᑎᓐᓂ. ᑕᒪᓐᓇ ᐊᔭᐅᖅᑐᑭᑕᐅᕐᓂᖅᑰᖅᑐᒥᓂᖅ ᐅᖃᐅᓯᐅᓯᒪᔪᖅᑐᓂᒃ ᓂᕐᔪᑎᑦ ᐃᓚᖏᓐᓂᒃ.

ᐆᒪᔪᖅᑕᓂᒃ ᐱᓗᐊᖅᑎᑦᑎᔪᖅᑐᓗᐊᕈᓂ ᐱᕚᓪᓕᔭᐅᑦᑐᓪᓗᑦ ᓇᒻᒥᓄᑦ ᓂᕿᒃᓴᒧᑦ ᑭᒃᓕᑦᑎᔭᐅᔪᓐᓇᖅᑐᑦ ᐱᔪᑕᐅᓗᐊᕈᓇᐃᑦᑐᖅ ᐅᓄᖅᑐᒻᒪᓇᐅᑦᑎᔭᐅᑦᑐᑦ ᖃᐅᔨᓴᕐᓂᕐᒧᑦ ᐃᓱᒪᓚᐅᖅᑐᑦ ᐊᖑᓇᓱᑦᑎᑦ ᐅᖃᕋᔪᑦᐸᑦ

5.4.4 ᐅᖃᐅᓯᒃᓴᐃᑦ ᓇᐃᓈᖅᑐᒋᑦ

ᖃᐅᔨᓴᕐᓂᒃᑯᑦ ᑭᐅᔾᔪᑎᒥᓂᑦ ᐊᑑᑎᖃᖅᐸᑦ, ᓲᕐᓗ ᓱᖅᑯᐃᖅᓯᒍᑎᐅᑦᑎᐊᖅᐸᑦ ᐆᒪᔪᖅᑕᐅᓪᓚᑦᑖᖅᑐᒥᓂᕐᓂᒃ ᑭᐅᑦᑐᓄᑦ? ᑕᒪᓇ ᐃᖓᒐᔭᖅᑐᖅ ᐅᓄᕐᓂᖅᓴᐅᔪᓂ, ᐱᓗᐊᖅᑐᒥᒃ ᐆᒪᔪᐸᐅᔭᐅᓂᖅᓴᓄᑦ ᐅᑭᓗ ᐆᒪᔪᖅᑕᐅᒐᔪᐃᑦᑐᓄᑦ, ᐊᒻᒪᓗ ᐃᖅᑲᖅᓴᓇᐊᖃᖅᐸ ᐃᑲᓂᒃᑲᓐᓂᖅᑐᓂᒃ ᐅᓄᓗᐊᓐᖓᑦᑑᔭᕋᖓᑕ. ᑭᓯᐊᓂ, ᐃᓱᒪᓕᐅᖅᑕᐅᓯᒪᒻᒥᔪᖅ ᐃᓚᖏᓐᓂᒃ ᓂᕐᔪᑎᐅᔪᓂᒃ ᐅᖃᐅᓯᖃᓐᖏᓗᐊᖅᑐᖃᖅᐸᑦᑐᒥᓂᐅᓂᖓᓂᒃ. ᓂᕐᔪᑎᑦ ᐱᖃᓯᐅᑦᑐᑦ ᐃᖅᑲᕐᒥᐅᑦ ᓴᐅᓂᓕᑦ, ᒪᓐᓂᑦ ᐊᒻᒪ ᒥᑎᑦ ᖁᓂᕈᖏᑦ. ᑲᖏᑦᒋᔭᐅᓯᒪᒻᒥᔪᑦᑕᐅᖅ ᐅᖓᑕᐅᔾᔨᓗᐊᖅᑐᓂᒃ ᐅᖃᐅᓯᖃᖅᑐᖃᖅᐸᓚᐅᕐᓂᖓᓂᑦᑕᐅᖅ ᐆᒪᔪᖅᑕᐅᔪᑦ ᐃᓚᖏᓐᓂᒃ ᐱᖃᓯᐅᔾᔭᐅᑦᑐᒥᓂᐅᓂᖏᓐᓄᑦ ᓂᐅᕈᑎᑦᓴᐅᓗᑎᒃ ᐆᒪᔪᖅᑕᒥᓂᑦ. ᖃᓄᑏᕐᓂᖏᑦ ᓇᒧᓐᓗ ᐱᑦᓕᐊᓯᒪᓂᖏᑦ ᑕᒪᒃᑯᐊ ᑕᒻᒪᖅᓯᒪᐅᖅᑐᑦ ᐊᔾᔨᑏᓚᐅᖏᒻᒥᔪᑦ ᓄᓇᓂᓐ ᐊᑐᓂ ᐊᒻᒪ ᓂᕐᔪᑎᑦ ᖃᓄᐃᑦᑑᓂᖏᑦ ᒪᓕᑦᑐᒋᑦ. ᐅᖃᓕᒫᖅᑐᑦ ᖃᐅᔨᒋᐊᖅᑐᑦᓴᐅᔪᑦ ᓈᓴᐅᑎᒥᒃ 6: ᓄᓇᓕᓐᓂ ᓴᖅᑭᑕᐅᔪᓂᒃ ᐅᖃᖃᑎᑏᒍᑎᓂ ᓇᓕᐊᓐᓅᓪᓚᑦᑖᖅ ᑕᒪᒃᑯᓂᖓ ᐆᑦᑑᑕᐅᔪᓄᑦ ᑕᒻᒪᖅᓯᒪᐅᖅᑐᓂᒃ ᐊᑦᑐᐃᒍᑕᐅᓂᖏᓐᓂᓗ. ᑕᐃᒪᐃᒻᒪᑦ ᒪᓕᒋᐊᓕᓐᓂ 3 ᑕᒪᒃᑯᓇᓂ ᐅᓄᕐᓂᖅᓴᐅᔪᓂ ᐊᑐᐊᖅᑕᐅᓯᒪᔪᖅ.

5.5 ᓇᐃᓈᖅᑐᒋᑦ ᑐᓐᖓᕕᑦᓴᐅᑎᒋᓂᖏᑦ ᐆᒪᔪᖅᑕᐅᔪᑦᑐᑦ ᖃᑦᑎᐅᔪᓗᓐᓂᖏᑦ

ᐱᔭᕇᑐᖅ ᐅᓂᒃᑳᓕᐅᕐᓱᒋᐊᖅ ᑕᒪᒃᑮᓯᒪᑦᑎᐊᖅᑐᓂᒃ ᓇᐃᑦᑐᒥᒃ ᓱᓕᔪᖅᑎᒋᓂᖏᑕ ᐊᓪᓚᑕᐅᓯᒪᔪᑦ ᖃᐅᔨᓴᕐᓂᖅ ᐱᓕᕆᐊᖓᓪᓗᓂ ᐃᖅᑲᓇᐃᔭᖅᑎᓄᑦ ᐊᒻᒪᓗ ᐃᓚᐅᔪᓄᑦ 28ᖓᔪᓂ ᓄᓇᓕᓐᓂ ᓄᐊᑕᐅᔪᓕᐊᑎᓪᓗᒋᑦ ᐊᓪᓚᑕᐅᔪᑦᓴᑦ ᐆᒪᔪᖅᑕᐅᔪᑦᑐᓂᑦ ᓂᕐᔪᑎᓄᑦ ᐊᔾᔨᑏᓐᖏᑦᑐᓄᑦ 60 ᐅᖓᑖᓄᑦ, ᓇᕐᔪᖅᐃᐅᔪᑦ ᐆᒪᔪᕋᓱᒃᑎᑦ 5000ᖏᓂ, ᐅᑭᐅᑦ ᑕᓪᓕᒪᓄᑦ. ᖃᐅᔨᓴᕐᓂᐅᑉ ᐊᖏᑎᒋᓂᖓ ᐱᔭᕇᑐᖅᑐᓂᖓᓗ ᓄᐃᑦᑎᒍᑕᐅᓚᐅᖅᑐᖅ ᐊᓪᓚᑕᐅᓯᒪᔪᑦ ᓱᓕᑎᒋᓂᖏᓐᓂᒃ ᐱᔾᔪᑎᖃᖅᑐᓂᒃ ᐊᔾᔨᒋᓐᖏᑦᑕᖏᓐᓂᒃ ᓄᓇᓕᑑᖅᑐᓂᑦ ᑭᓯᐊᓂᑦᑕᐅᖅ ᐅᑭᐅᖓᓚᐅᖅᑐᓂᑦ ᖃᐅᔨᓴᕐᓂᖅᑎᓪᓗᒍ. ᐊᑐᕐᓂᐊᖅᑐᖅ ᑕᒪᒃᑯᓂᖓ ᓇᓗᓇᐃᓇᓱᒪᑦᑎᐊᓕᕈᓂ, ᓱᓕᔪᓐᓇᖅᑎᒋᓂᖏᑦ ᑕᒪᒃᑯᐊ ᐊᓪᓚᑕᐅᓯᒪᔪᐃᑦ ᑐᑭᓯᒐᓱᓐᓇᖅᓯᓕᕋᔭᖅᑕᖏᑦ ᐅᖃᓕᒫᕐᓗᑎᒃ ᓈᓴᐅᑎᒥᒃ 5 ᐊᒻᒪᓗ ᓇᓗᓇᐃᕐᕕᒋᐊᕐᒥᓗᒋᑦ ᓈᓴᐅᑎᒦᑦᑐᑦ 6 ᓄᓇᓕᒻᒧᑦ ᓇᓕᐊᓐᓂᑦ ᐊᒻᒪᓗ ᐆᒪᔪᒧᑦ ᓇᓕᐊᓐᓂᑦ ᑐᓴᒋᒪᓗᐊᖅᑕᒥᓂᑦ, ᐅᔾᔨᓇᒋᐊᕐᓗᒋᑦ ᓄᓇᓕᓐᓂ ᓴᖅᑭᑕᐅᔪᓂᒃ ᐅᖃᖃᑎᑏᒍᑎᓂᒃ ᓄᓇᓕᓐᓅᓪᓗ ᐅᖃᐅᓯᐅᓯᒪᔪᓂᒃ ᐊᒻᒪᓗ ᐊᓯᖏᓐᓂᒃ ᐊᓪᓚᑕᐅᓯᒪᔪᓂᒃ. ᑕᒪᒃᑯᐊ ᑐᓴᕋᖅᓴᐅᔪᑦ ᐊᑐᕐᓗᓂᒃᓴᔪᒃ ᐅᖃᓕᒫᖅᑐᑦ ᐃᓱᒪᓕᐅᕈᓐᓇᖅᓯᒐᔭᖅᑐᑦ ᓱᓕᔪᓐᓇᖅᑎᒋᓂᖏᓐᓂᒃ ᐊᓪᓚᑕᐅᓯᒪᔪᐃᑦ ᑐᓴᕈᒪᓗᐊᖅᑕᖏᑦ ᐊᒻᒪᓗ ᓱᖅᑯᐃᖅᓯᒍᑎᒥᓗᒋᑦ ᓱᓕᔪᓐᓇᖅᑎᒋᓂᖏᑦ ᓈᒻᒪᓕᖓᓚᓗᐊᕐᒪᖓᑖ ᐊᑐᕈᒪᔭᖏᓄᑦ ᐊᓪᓚᑕᐅᓯᒪᔪᓂᒃ.

ᓄᓇᕗᒻᒥ ᐆᒪᔪᖅᑕᐅᔪᑦᑐᓂᒃ ᖃᐅᔨᓴᕐᓂᖅ ᓴᖅᑭᑎᑦᓯᒍᑕᐅᓇᓱᓗᐊᓚᐅᖅᑐᖅ ᓄᓇᕗᒻᒥ ᐆᒪᔪᓕᓇᔨᕐᔪᐊᒃᑯᓐᓂᑦ ᑐᓴᕋᖅᓴᐅᔭᓇᐊᓐᓂᒃ ᓈᓴᖅᑕᐅᔪᓐᓅᓪᓗᒋᑦ ᓇᒻᒥᓐᓂᑦ ᓂᑭᒃᓴᓄᑦ ᑭᒃᓕᐅᔭᓇᐊᓐᓂᒃ ᑲᑎᑦᑐᒋᑦ ᐆᒪᔪᖅᑕᐅᔪᓐᓇᖅᑐᓄᑦ ᐅᑭᓗ ᐋᖅᑭᑦᑎᔪᖅᓇᐊᖅᑲᖅᐸᑦ ᓇᓕᐊᓐᓂᑦ ᓂᕐᔪᑎᐅᔪᒧᑦ. ᐃᓱᒪᒋᓪᓗᒋᑦ ᐅᖃᐅᓯᐅᓵᖅᑐᑦ, ᓄᓇᕗᒻᒥ ᐆᒪᔪᓕᓇᔨᕐᔪᐊᒃᑯᓐᓂᑦ ᒪᓕᒋᐊᖃᕐᓂᐊᖅᑐᑦ ᐊᔾᔨᐸᓗᐊᓂᒃ ᐱᕈᓕᐊᒍᓯᒥᒃ ᕿᒥᕐᕈᑎᓪᓗᒋᑦ ᐊᓪᓚᓯᒪᔪᑦ ᓱᓕᔪᓐᓇᖅᑎᒋᓂᖏᓐᓂᒃ ᓂᕿᒃᓴᒧᑦ ᐆᒪᔪᖅᑕᐅᔪᓐᓇᖅᑐᑦ ᓇᓗᓇᐃᖅᑕᐅᓇᓱᑦᑎᓪᓗᒋᑦ. ᐆᒪᔪᖅᑕᐅᔪᑦᑐᑦ ᖃᑦᑎᐅᓂᖏᑦ ᐅᑯᓇᓂ ᑕᑯᒃᓴᐅᑎᑕᐅᔪᑦ ᑭᖑᓪᓕᖅᐹᖅᓯᐅᑎᓂ ᐱᖃᓯᐅᑦᑐᒋᑦ ᕿᒥᕐᕈᓂᐅᓯᒪᔪᐃᑦ ᐊᒻᒪᓗ ᐅᖃᐅᓯᐅᓯᒪᔪᐃᑦ ᐊᓪᓚᑕᐅᓯᒪᔪᑦ ᐱᓪᓗᒋᑦ ᐱᒍᔾᔨᓂᐊᖅᑐᑎᒃ ᐆᒪᔪᓕᓇᔨᕐᔪᐊᒃᑯᓐᓂᒃ ᐱᔭᕇᖅᓯᒍᑎᐅᓂᐊᖅᑐᓂᒃ ᑕᒪᑦᑐᒪᖓᑦ ᐱᓕᕆᐊᒥᒃ. ᐱᓪᓗᐊᑕᓇᔭᖓ ᐆᒪᔪᓕᓇᔨᕐᔪᐊᒃᑯᑦ ᐃᖅᑲᐅᒪᔭᐅᔭᓇᐊᖃᕐᒥᔪᖅ ᐊᑐᖅᐸᓂᐊᖅᑐᓄᑦ ᐅᑯᓇᓂᑦ ᐅᓂᒃᑳᓂᑦᑐᐃᑦ ᐃᓗᓕᖏᓐᓂᒃ ᐊᓯᖏᓐᓄᑦ ᐱᓇᓱᒍᑎᒋᔭᒥᓄᑦ.

Makpigaat Maligutikhait

Naituminik Titigagutait 89
Ihivgiuktut Hivuningit 89
Katitigutingit Katitigutait 89
Umayukhiuktit Kiutjutait 90
Naamagutingit Umayukhiukhimayut naunaiyautait: nani ihuinaakhimayut 90

1. Tuhagutikhat 92
1.1 Hunmat Tuhaktakhat 92
1.2 Titigauyagutingit 92
1.3 Ilitagiyauyukhat 93

2. Ihivgiugutit Naunaiyautingit 95
2.1 Piyakhangit ovalo maligutikhait NWHSkut 95
2.2 Munagiyukhat ovalo havagutikhait 95
2.3 Ihivgiugutit Naunaiyautaingit 98
2.4 Inminiigutit ovalo Takulaaktait Pikuyait 99
2.5 Nunani Ukakatigigutikhat, Tuhagutikhat ovalo Tuhaktakhat 100
2.5.1 Ukakatigigutikhat ovalo tuhagutikhat 100
2.5.2 Tuhaktakhat 100
2.5.3 Ihivgiugutit Iniktigutait 101

3. Atugutingit ovalo Iniktigutait 102
3.1 Ihivgiukvinga nunat ovalo kanga 102
3.2 Naunaiyautingit Umayukhiugutit 104
3.3 Naunaiyautingit Umayukhiuktit 108
3.4 Umayukhiuktut titigagutingit 109
3.5 Naunaiyautingit umayukhiuktut katitigutait 111
3.6 Ilaukatauyut ihivgiugutit angiyuni nunani 113
3.7 Katitigutit ihivgiukhimayunik maligutait 113
3.7.1 Ukakatigiyangit atuktait 113
3.7.2 Tuhaktakhait ubluit (tatkikhiutini), kinguvakhimayut maligutait 114
3.7.3 Ihivgiuktauhimayut kiutjutait aviktukhimayut ovalo kafit 114
3.7.4 Umayukhiuktut nani 116

4. Umayukhiukhimayut katitigutait (naunaiyautait) 117
4.1 Umayukhiukhimayut naunaiyautait 118
4.2 Kiuhimayut naunaiyautait 119

5. Atutialaagutit umayukhiukhimayut naunaiyautait: nakit ovalo kanuk ihuinaalaagutait 120
5.1 Atuktangit 120
5.2 Ihivgiugutit atuktangit: naunaiyautait ovalo katitigutait 121
5.2.1 Nakit katitigutihimayut ihuinaalaagutait 121
5.2.2 Naituligutait titikat 123
5.3 Ihivgiukhimayut pihimayut ovalo kiuyaungitut ukauhiit 123
5.3.1 Ihivgiukhimayut pihimayut 123
5.3.2 Kiuyauhimaitut 124
5.3.3 Kafiit kiuyauhimaitut ukauhiit 124
5.3.4 Naituligutait titikat 124
5.3.5 Naitumik Titigakhimayut 125
5.4 Maligutingit ihumagiyait ovalo kiuyauhimayut ihuinaalaagutait 125
5.4.1 Maligutingit ovalo apikhugutait hanahimatjutait 125
5.4.2 Utiktihimayut pingitut 126
5.4.3 Uktugutit kiuhimayut ukauhiit 126
5.4.4 Naituligutait titikat 127
5.5 Naituligutait titikat nakuuyut umayukhiuhimayunik 127

6. Nunani iniktigutit ukakatihimayut 133
6.1 Qikiqtaaluk
6.1.1 Ikpiarjuk ovalo Nanisivik 137
6.1.2 Kinngait 161
6.1.3 Kangiktugaapik 183
6.1.4 Ausuituk 205
6.1.5 Sanigayak 229
6.1.6 Igloolik 255
6.1.7 Iqaluit 277
6.1.8 Kimmirut 299
6.1.9 Pangnirtung 321
6.1.10 Mitimatalik 345
6.1.11 Qikiqtarjuaq 367
6.1.12 Qausuituq 391
6.1.13 Sanikiluaq 415

6.2 Kitikmeot
6.2.1 Kingauk 441
6.2.2 Ikaluktutiak 463
6.2.3 Ukhuktuuq 487
6.2.4 Kugaaruk 511
6.2.5 Kugluktuk 535
6.2.6 Taloyoak 563
6.2.7 Umingmaktok 587
6.3 Kivalliq
6.3.1 Arviat 609
6.3.2 Kamanituaq 635
6.3.3 Igluligaarjuk 659
6.3.4 Salliq 683
6.3.5 Kangiklinik 707
6.3.6 Naujaat 731
6.3.7 Tikigaqjuaq 755
6.4 Tamamik nunat – katitikhimayut naitumik 779

Atukvigiyangit 819

Naunaitkutait
1. Inugiagutait Nunavumi, Nunatkut, 1999 104
2. Umayut katitigutait 105
3. Aalat umayut tuhaktitauhimayut umayut ihivgiukhimayut 107
4. Kinauyaliukhimayut umayukhiuktut unguvakhimayut umayukhiuktut ihivgiugutaanit katitihimayunit 108
5. Umayukhiuktit titigagutait maligutingit, nunatkut 110
6. Tamaat umayukhiuktit titigakgutait nunatkut ukiukut 111
7. Umayukhiuktut titigagutait katitigutaini, nunaminit ovalo ukiumi 112
8. Ihivgiugutit Uktugutait 113
9. Pikatainaktut kiukatakhimaitumik nunaminit 115
10. Naunaiyautait umayukhiuktut ataaniitut katitihimayut nunaminit 122
11. – 34. Umayukhiukhimayut katitigutait, Ikpiarjuk ovalo Nanisivik 137
35. – 54. Umayukhiukhimayut katitigutait, Kinngait 161
55. – 78. Umayukhiukhimayut katitigutait, Kangiktugaarpik 183
79. – 102. Umayukhiukhimayut katitigutait, Ausuituq 205
103. – 126. Umayukhiukhimayut katitigutait, Sanigayak 229
127. – 150. Umayukhiukhimayut katitigutait, Igloolik 255

151. – 170. Umayukhiukhimayut katitigutait, Iqaluit 277
171. – 194. Umayukhiukhimayut katitigutait, Kimmirut 299
195. – 218. Umayukhiukhimayut katitigutait, Pangnirtung 321
219. – 242. Umayukhiukhimayut katitigutait, Mitimatalik 345
243. – 266. Umayukhiukhimayut katitigutait, Qikiqtarjuaq 367
267. – 290. Umayukhiukhimayut katitigutait, Qausuituq 391
291. – 314. Umayukhiukhimayut katitigutait, Sanikiluaq 415
315. – 338. Umayukhiukhimayut katitigutait, Kingauk 441
339. – 362. Umayukhiukhimayut katitigutait, Ikaluktutiak 463
363. – 386. Umayukhiukhimayut katitigutait, Ukhuktuuq 487
387. – 410. Umayukhiukhimayut katitigutait, Kugaaruk 511
411. – 434. Umayukhiukhimayut katitigutait, Kugluktuk 535
435. – 458. Umayukhiukhimayut katitigutait, Taloyoak 563
459. – 482. Umayukhiukhimayut katitigutait, Umingmaktok 587
483. – 506. Umayukhiukhimayut katitigutait, Arviat 609
507. – 530. Umayukhiukhimayut katitigutait, Kamanituaq 635
531. – 554. Umayukhiukhimayut katitigutait, Igluligaarjuk 659
555. – 578. Umayukhiukhimayut katitigutait, Salliq 683
579. – 602. Umayukhiukhimayut katitigutait, Kangiklinik 707
603. – 626. Umayukhiukhimayut katitigutait, Naujaat 731
627. – 650. Umayukhiukhimayut katitigutait, Tikigaqjuaq 755
651. – 674. Umayukhiukhimayut katitigutait, Tamamik Nunavumi Nunat 779

Naunaiyautit

1. Titigakvimi munagiyit ovalo havaktiit naunaitkutait Nunavumi Umayunik Umayukhiukhimayut Ihivgiugutait 97
2. Nunavumi Nunataagutit Angigutaani Nunait: Aviktukhimayut ovalo Nunat 103
3. Umayukhiukhimayut nunat katitihimaviit 116

Ilangit

I. Ilangani 5, Ilaani 4 Nunavumi Nunataagutit Angigutaani 820
ll. NOCIRnik makpigaat 821
III. Nunavumi Umayut Umayukhiukhimayut Ihivgiugutait katitihimayut makpigaat 822

Naitumik Titigagutait

Ihivgiuktut Hivuningit

Nunavumi Umayukhiukhimayut Ihivgiugutait (NWHS) pitkuhimayut Nunavumi Nunataagutit Angigutaanit (NLCA) ovalo havakhimayait ataani Nunavumi Umayuligiyit Katimayiinit (NWMB). Umayukhiukhimayut katitigutait katitikhimayut talimanik ukiunik Inuit umayukhiuktinit umayukhiugutainit Junemi 1996mit Maymut 2001mut. Pitjutait umayukhiukhimayut ihivgiugutait naunaiyanahualugit ublumi umayukhiugutait ovalo kanuk atulikpaktait pitkutingit umayut. Iniktigutait umayukhiukhimayut ihivgiugutait atuniaktangit NWMBkut ikayugutigilugit munagitjutikhainik umayut pitkutait ovalo naunaiyautikhainik umayut atugutikhainik naunaiyautainik (BNL). Hamna maligutingit atuinakhimayut hanauyautainik ovalo iniktigutainik ihivgiuktut ovalo ihivgiufaagutikhainik ovalo tuhaktititjutikhainik ihivgiukhimayut iniktigutait. Hamna makpigaak iniktigutaa tuhaktakhak iniktigutainik hamna ikpinaktuk ihivgiukhimayuk.

Ihivgiugutingit havaktauhimayut ataani Umayukiukhimayut Ihivgiuktit Munagiyiinit, ikayuktaupluni Aviktukhimayut Tuhaktituiyinit, munagiyut aviktukhimayuni Nunavumi ovalo Nunani Havaktit, nunamini havaktut. Kinauyakhangit pihimayut Kanatami Inuligiyinit ataanit Nunavumi Iniktiligiyit Katrakmit.

Umayukhiukhimayut Ihivgiugutait pihimayut tamamik Nunavumi Nunataagutit Iluanit (NSA) ilauplutik tamamik 28nik nunani tamamiklu pingahut aviktukhimayunit; Qikiqtaaluk, Kivalliq ovalo Kitikmeot. 1999mi kitkaniilikhuni ihivgiuktut, Nunavumiutait 27,000kuyut ovalo 85%kuyut Inuit. Inuinaungitut nunakatigiit Nunavumi ilaungitut ihivgiuktuni. Umayukhiukhimayut Ihivgiuktitlugit, 6,018kuyut umayukhiuktit ilauhimayut.

Katitigutit Katitigutait

Umayukhiuktit kaligiiktitihimayut; ilaani umayukhiukpaktut, umayukhiuktaktut ovalo umayukhiukatainaktut. Nunani havaktit takukatakpaktait umayukhiuktit tatkikhiut tamaat titigakhugit umayukpaktainik aipaani tatkikhiutini. Tuhagutikhat titigakpaktut kanugitunik umayukpaktut, kafinik umayukpaktut ovalo ilanginik kanugitut umayut, angnauyaakhaita ovaluniit angutauyaakhaita, ukiungit ovalo nani umayukhimayut. Umayukhimayut naunaiyakhimayut tukutihimayait ovalo pivaktait. Umayut katitigutait hanahimayut hivulimi kanugitunik umayukataktut tatkikhiutimut pihimayut ikayugiagani havaktit ovalo umayukhiuktit katitiktitlugit umayukhiukhimayunik. Tatkikhiutit atukpaktut puigugiyaami kanugitunik ovalo kafinik umayukpaktut aipaani tatkikhiutimi, tuhaktitiyaminik havaktinut ihuaktumik. Tatkikhiutit atugutait aatjikiingitut nunanit ovalo ilaani iluani nunat. Ilaani nakuutiaktumik atukpaktut ilangani nunani ilanginit.

21ni nunani uktukhimayut tamaat ukakatiginahualugit tamamik umayukhiuktit; Tamamik umayukiuktit takuyauyukhat katitilugit umayukhiukhimayaminik. Malikhugit inugiagutainik amigaitjutait Arviami, Kamanituak, Ikaluktutiak, Kinngait, Ukhuktuuq, Kugluktuk ovalo Kangiklinik, tamamik umayukhiukataktut ovalo umayukiukatainaktut takuyauyukhat ovalo ilangiinak ilaani umayukhiuktaktut ilaukatauyukhat. Umayukhiukhimayut naunaiyautait katitikhimayut ilaani umayukiukataktut kafinik umayugiagani naunaiyakafukhugit. Takupkalaitjutit inminik umayukhiuktit katitikhimayait pihimayut kihimi kafiuyaakhaita umayukhimayut tamaat ihivgiuktitlugit apigihimakpata kihimi umayukhiuktit titigakhimakpata pitkuhimayainik. Hamna malikhimayavut ataani NLCAmit ovalo atuinaniaktait maligutikhait umayukhiukhimaut katitigutait atuktitlugit pilaaktaini.

Tuhaktituitjutikhat

Tuhaktituitjutingit ilauyunut ihivgiuktuni ilitagihimayut ikpinaktut ilaupkaiyaami nakuuyumik, nakuuyumik tuhaktitiyaami ovalo kiuyauyaami nakuuyumik iniktigutaani. Tuhaktituitjutit pivaktut amigaitunik ilauyunut ihivgiuktitlugit ovalo takupkaivluta, ayoikhaivluta nunani havaktinik ovalo hivulimi katitikhimayunik tuhaktitivluta. Iniktigutaani ihivgiuktut, Nunavumi Ihivgiuktit Munagiyi pulaaktakhimayuk tamamik nunani takupkaivluni iniktigutainik ihivgiukhimayut talimanik ukiuni katitikhimayut ovalo kinikhuni kiuyukhanik iniktigutainik ihivgiukhimayut tuhaktititjutainik. Tuhaktituihimayut aalanik havakvinik ovalo kavamatkut munagiyinut havaktut umayukhiugutinik munagiyunutlu Nunavumi tuhaktituiplutik, hivulimi katitikhimayut tuhaktitivluni ovalo inminik takukatakhugit Nunavumi Umayukhiukhimayut Ihivgiuktinit. Hapkoa ukakatigitjutit ikpinaktut iniktigutainik ihivgiukhimayut ovalo naunaiyanahualugit iniktigutait

ihivgiukhimayut naamagiagani. Kiutjutait tamamik nunani pulaakatagutit ovalo aalanit umayuligiyit ovalo kavamatkut munagiyinit titigakhimayut ilangani 6 hamani tuhaktakhami ilauyut ikpatauyaini nunat tamamik.

Umayukhiuktit Kiutjutait

Umayukhiukhimayut ihivgiugutait inminik pihimayut, taimaimat ilangit umayukhiuktit ilaungitut. Hapkoa umayukhiuktit titigakhimayuugaluit kihimi apikhuktauyuitut piyumanginmata. Naunaiyautait kiuyuitut aatjikiingitut nunani; naunaiyautait ilaani 0%kuyut nunani; Ikpiarjuqmi ovalo Sanigayaqmi, ilaani 32.7%kuyut Kamanituaqmi iniktigutaani ihivgiuktut. Ilaanilu ilangit umayukhiuktit takulaitut, ilangit ukakatigingitut umayukhiuktit tamamik tatkikhiutini pipkaivluni aalatkiitunik naunaiyautainik pilikpakhuni ilaani tatkikhiutini ihivgiuktitlugit. Kiutjutit naunaiyautait aalatkiiktut talimani ukiuni nunanit ilaani tatkikhiutini. Anginikhaangit naunaiyautait ilangit pivaktut 98%mik Ikpiarjuqmi ovalo Nanisivikmi ovalo ilaani 64%mik Kamanituaqmi ovalo Salliqmi, tamamik naunaiyautikakhuni Nunavumi nunaini anginikhaak 82%mik. Pihimamata hapkoa naunaiyautit, tuhaktitihimayut umayukhiukhimayut mikitkiyauniaktut ilaa tamamik umayukhiuktit takuyauhimaimata. Umayukhiukhimayut naunaiyautait pihimayut tamamik umayukhimayunit ovalo tamamik nunat atukhutik atuinaktunik atugutaini (ilangani 4); pinahuakhutik talimanik piinaktunik ukiuk tamaat naunaiyautainik umayukhimayaminik nunamini atuktakhainik NWMBkut naunaiyagiami atuktakhainik umayut ataani NLCAmi. Tatkikhiutini ovalo Ukiuk tamaat naunaiyautit ovalo kiutjutit takulaaktut katitikhimayut ikpatauyaini nunat (Ikpatauyak 11 – 650) ovalo tamamik katitikhimayut Nunavumi (Ikpatauyami 651 – 674).

Naamagutait Umayukhiukhimayut Naunaiyautait: Nani Ihuinaakhimayut

Ilaa tamamik apikhunahuaktut pilaimata inminiigamik tamaat ihivgiuktitluta, ihuinaagutait pihimayut 95%mik tamaat umayunit ukiuk tamaat pihimayunit. Aipait ihuinaalaaktut pihimayut ikpinagutigilaaktait naunaiyautit ihivgiukhimayut ihivgiufaamata hamna ihivgiuguti. Hapkoa ihuinagutit ilaupkaihimayut hamani aviktukhimayuni:

- Ihivgiugutit Atugutaini
- Ihivgiugutini ovalo Kiuyuitut ihumagiyaini; ovalo
- Atugutaini ihumagiyait ovalo kiuhimayut ihuinaagutaini

Ihivgiufaagutait ihivgiukhimayut atugutait takuhimayut naamagiagani atuktangit tamamik ovalo ihuaktumik takupkakhimayait umayukhiuktit. Ihuinaakhimayut ilauyut ihivgiugutit atugutait tamamik ataani apigiyauhimayut ovalo kaagani apigiyauhimayut. Takuhimayuk ilangit umayukhiuktit titigaktauhimaitut umayukhiukhimayut ihivgiukvimi. Hamna ataani apigiyauhimayut kataktitiniaktuk hamani naunaiyautini hapkoa umayukhiuktit titigaktauhimaimata umayuktaminik naunaiyautaini. Ihivgiufaagutait hamna ihuinaakhimayuk tamamik nunani ovalo titigakhimayuk ilangani 6. Naunaiyakhimayuk hapkoa ihuinaakhimayut mikiyut, piitunik ilaani ovalo mikikpiakhutik nunani ilangani; Ikpiarjuk, Igloolik, Kugluktuk ovalo Arviami kihimi naunaiyakhimayut ilanganilu amigaitut nunani; Ausuituq, Pangnirtung, Kugaaruk ovalo Salliqmi. Nalunaituklu, ilaani kaagani apigiyauhimayut titigaktauvamata umayukhiungitunik ihivgiuktuni pivaktut ilangani nunani. Ikpinagutait hamna ihuinaakhimayut pilaaktut kaaganut ovaluniit ataanut apigiyhauhimayunut tamaat naunaiyautaini ovalo ayonaktuk kanuk ikpinagiyait; kihimi ihumagiyauyut mikiyut tamaat naunaiyautainut.

Ihivgiugutingit kiuyuitut naunaiyautait ihivgiufaakhimayut naunaiyanahuahugit ikpinagiyaulaagani aalangugutait nunani umayukhimayut ovalo atugutingit kiuvaktut ovalo kiuyuitut. Pilaaktait kiuyuitut ihuinaagutait angililaaktut kiukataktut katagaagata kiuyuitut naunaiyautait angikligaagata. Taimaimat, nalunaituk mikiyuk hamna kiukatagutit angiyuumata (avataanut 75%mik) Kiuyuitut naunaiyautait mikiyuugaagata (ataani 5%mik). Ilaa, hapkoa aalatkiiktut nunanit ovalo ilaani tatkikhiutini. Tamamik Nunavumi kiuyuitut naunaiyautait Nunavumi 4.5%kuyut. Ilangani 6 pihimayut ihivgiufaagutiginik hamna ihuinaagutini tamamik nunani ovalo ihumakuplugit taiguaktut takugaagamik.

Ihivgiufaagutait atugutaini ihumagiyaini ovalo kiuhimayut ihuinaagutaini pihimayut naunaiyagiami ihivgiukhimayut nakuuyaakhaita; ilaa naunaiyagiami umayukhimayainik umayukhiuktit naamagiagani. Tuhaktitihimayut tamamik Nunani havaktinit ovalo umayukiuktinit, nakuuyumik kiulikpaktut, kihimi ilaani ihuinaakpaktut naunaiyakhimayut mikhaanut. Hapkoa ayonagutait naunaiyakhimayut ilaani ukayuitait; manikhiugutit ovalo kiviut tinmianit, uviluvaluit ilangit nunani pivaktut ukayuitait umayukhiuktit nalugaluagamik tuhaktitiyakhainik ovalo ilangit umayukhiuktit naunaiyayuimagit ilangit umayuktainik hapkonanik ovalo ilaani puigulikpaktait hapkoa umayuktaminik apikhuktauligaagamik.

Takuvaktugutlu kinauyaliugutait umayukhiuktut ilaani titigatiayuitut tuhaktititjutini nunani. Piyukhaugaluamata umayut niuviktauhimayut ovalo nigiyauhimayut iluani Nunavumi, titigakhimayukhat ihivgiugutini ovalo tahapkoa niuviktauhimayut hilataani Nunavut titigaktukhat kihimi unguvaktukhat naunaiyaligumik inminiigutinik atuktakhaminik umayunik naunaiyaligaagamik (BNL). Hamna atutiayuituk hunmatkia ovalo pipkaihimayuk aalatkiinik tuhagutikhanik umayukhiukhimayunik kinauyaliuktuni.

Ihivgiuguti hanahimayuk tatkikhiutini tamaat kiukataktut nalugiyaami umayuktaminik ihuaktumik; umayukhiukhimayut ihivgiuktit tatkikhiutaa hanahimayuk taimaatut ikayugutigiyaami ihumagivlugu. Kihimi, hunmatkia, ilaani nunani havaktit ayokhagutainik ovaluniit umayukhiuktit takuyaukatayuimata ilaani amigaitut tatkikhiuktit kaagikpaktut ukakatigihimaitumik. Hapkoa taivaktut utiktitjutit apigiyautikhat naunaiyautauvakhutik katitigutit ihivgiufaagagamik naunaiyagiami ihuinaalaaktunik. Utiktigutit apigiyautikhat mikiyut Nunavumi, 88%kuplutik umayukhiuhimayut tuhagutikhait katitikhimayut iluani pingahut tatkikhiutit umayukhimayaminit. Kihimi taiguaktut ukautihimayut ihumagilugit ilangani 6mi amigaitut umayukhiukhimayut katitigaagata avataanut siksinik tatkikhiutini umayukhiuktaminik.

Kingulimi, uktugutinik ihumagiyainik ihivgiuktauhimayuk piyunakhihimamat atugutaini ihuinaagutinik. Pivakpaat umayukhiuktit ataani ovaluniit kaagani naunaiyakpaktut umayukhiukhimayaminik ovalo pikatainakpakpaat? Amigaivyaktut ukakhimayut mikhaanut uktugutikhat ihumaiyainit pihimayut nunanut pulaakataktitluta. Ukakhimayut mikhaanut uktugutinik ihumagiyainik nalvaakhimayut nunanut pulaaktakhimatitluta. Tamamik ukakimayut ataanik naunaiyakpaktut umayukhiukhimayainik hunmat ukahutik ilangit; naluvyakhimagamik hunmat ihivgiuktut ovalo ikhivlutik mikhipkaniaktait umayukataktainik; pikatainamata umayukhiuktut ataani naunaiyalutik umayuktaminik; ukagumanginaminik ilaani umayuktaminik kingulimi pilaikaluamata (Kukyuit ilangit). Ukakpalaayuitut umayuktaminik ovalo ihumayugut piyuitut taimaatut.

Kingulimi, apigiyaukataktut Umayukhiukhimayut Ihivgiuktuni: Hapkoa naunaiyautit nakuuvaat umayukhiuguini naunaiyautait? Pikatakaat naunaiyautititianik titigakhimayunik umayukhiukhimayut atugutainik ovalo naunaiyautainik Inuit ihivgiuktautitlugit ukiungini? Iniktigutainik hamna katitigutit ihivgiufaagutaini, kiutjutait iihik ovalo ilangani iik. Angitjutaa ovalo ayonagutaa Nunavumi Umayukhiukhimayut Ihivgiugutait katitikhimayut atugutihait aalatkiiktut nunani, ovalo ukiungini ihivgiuktut ovalo ilagnit umayuni. Taimaimat, taiguaktut pitkuhimayut ihumalutik ilangani 6mi: Nunani Iniktigutait Ukauhiit atuligaagamik umayukhiukhimayut ihivgiugutait katitigutainik. Hamna ilauyuk ihivgiufaagutainik nani ihuinaakhimayut titigakhimayut nunani inminik hamani ovalo nunat kiuyumakpata ukauhiinik katitikhimayunik ovalo aalanik umayukhiukhimayut katitikhimayunik naunaiyafaagumaguvit iniktigutainik.

Hamna Iniktiguti Tuhaktakhak iniktigutainik hamna NWHSmi, tuniyut taiguaktunut inikpiakhimayumik tuhaktakhamik ihivgiukhimayumi ovalo iniktigutainik. Umayukhimayut katitigutait nani takulaaktut atulutik Nunavumi Umayukhiukhimayut Ihivgiugutait GISkut kungiagutinut, ilauyut CDkut ovalo hamani tuhaktakhami. NWMBkut ihivguliktut piyakhainik ungahiktumut tutkukvikhainik hamna ihivgiukhimayut katitikhimayunik. Tutkuktuitjutit atuniaktut pilaagiagata atugumayut katitifaakhimayuni pihimaituni kihimi kingulimi tutkuktauhimakpata. Titigakvimi munagiyut akiliktipkainiagunakhiyut atugutikhainik. Hatja kihimi taiguagumayut piyumayut katitikhimayunik apigilaaktut NWMBkunit. Pipkainiaktut NWMBkut inminik apigiyunit kihimi havaktikakkatlu ovalo ayonangitpat apigiyauyut pikatalutik apigiyauyunik inminut.

1. Hivuliit Tuhaktakhat

1.1 Hunauyut Tuhaktakhat

Nunavumi Umayut Umayukhiuktauhimayut Ihivgiugutait (NWHS) maligutilik Nunavumi Nunataagutit Angigutaanit (NLCA) naunaiyagiami kafiuyut umayut umayukhiuktauvaktut Inunit tamamik nunamini Nunavumi avataanut talimat ukiut. Nunavumi Umayuligiyit Katimayiit (NWMB) tuniyauhimayut munagilugit ihivgiugutikhat. Talimani ukiuni 6,018kuyut umayukhiuktut titigaktauhimayut ihivgiuktauyukhat 28ni nunanit ovalo umayukhiukhimayait katitilugit tatkikhiut tamaat avataanut 60kuyut umayut. Umayukhiuktauhimayut katitihimayut ilauyut nani tukutauhimayut, naunaiyautait angnauyaakhaita ovaluniit angutauyaakhaita ilangit umayut.

Hunauyukhak hamna tuhaktakhak piniaktuk:

- Ukaluni atugutingit umayukhiukhimayut ihivgiugutait;
- Tuhaktiniaktait iniktigutiat ihivgiukhimayut;
- Naunaiyalugit nakuutjutait inikhimayut;
- Tuhaktitilugit iniktigutait ilangani 5, ilauyut 4 NLCAmi (takulugu Ilangani I) ilaupkakhimamata atugutingit maligutihait (NLCAmi, 1993, ilangani 5-5) NWHSmi.

Atuktangit NLCAmi (takulugu ukauhiit ilangani 2.1), ovalo atukataktangit ilihimayut amigaivyaktuni umayukhiukhimayut ihivgiugutaini 1970'snit ukiuktaktumi Kanatami, pihimayut hapkonani naunaikhimayuni NWHSni:

- Ihivgiugutit pihimayut 28nik aalatkiinit nunanit ihivgiugutinik atukhutik aatjikiinik atugutainik. Ilauyut inminiikhimayut.
- Ihivgiuguti pihimayuk tamatkiinahuakhugit atugutainik (Keelinikakhuni kihimi) pinahuakhimaplutik ukakatigilugit tamamik ilauyut umayukhiuktut.
- Inminik umayukhiuktut ukakatigihimayavut tamaat tatkikhiutinit, 60nik tatkikhiutini (June 1996mit – May 2001mut).
- Ukiuk tamaat umayukhiuktauhimayut naunaiyautait tamamik umayut ilauyut tatkikhiutini naunaiyautaini, piplugit pihimayut tuhaktitihimayut umayukhiuktauhimayut ovalo ihivgiukhimayut naunaiyautaini ilihimayut atukhutik atuktaminik naunaiyautinik. Pinahuakhugit pilugit talimat tamaat ukiuni (Junemit Maymut) naunaiyautait umayut tamamik nunanit.

Tatkikhiut ovalo ukiut tamaat umayukhiukhimayut katitigutait uktukhimayut ovalo naunaiyakhimayut umayukhiukhimayut takulaaktut ikpatauyami (ikpatauyat 11 – 674). Kagitauyakut atugutingit, Nunavumi umayukhiukhimayut ihivgiugutait GISkut kungialaat, pilaaktut hamani tuhagutikhami ovalo atulaaktut nunauyait umayukhiukvigihimayait naunaiyautait katitihimayuni.

Ihivgiukhimayut atukhimayut ublunik amigaitunik ovalo takupluni hanatjutaainik Nunavumi 1999mi. Taimaimat, tamaat titigakhimayuni ukautingit tamamik Nunatiami Kavamatkut ovalo Kavamatkut Nunavumi ovalo atugutingit munagiyiit, atugiagani kanuk ovalo ubluit ukakhimayut atukhimayainit.

1.2 Ukautinguangit titikat

BNL – Mikinikhaat atuniaktait umayut
BQCMB – Beverly Qamanirjuaq Tuktuni Munagiyit Katimayiit
CWS – Kanatami Umayuligiyit
DEC – Katitigutinik Titigakti
DIAND – Kanatami Inuligiyit
DFO – Munagiit Ikalukhiuktuni ovalo Tagiuni
DIO – Tikuaktuhimayut Inuit Havakviit
DRR – Munagiyiit Umayunik (Nunatiami)
DRWED – Munagiyiit Umayunik ovalo Hanatiligiyini (Nunatiami)
DSD – Munagiyiit Hanatiligiyini (Nunavut)
FW – Nunami Havaktiit
GHL – Umayukhiuktut Laisinsiit
HTA – Nunani Umayuligiyiit
HTO – Nunani Umayukhiuktut ovalo Nanigiakhiuktut Havakviit
IQ – Inuit Kauyimayatukangit
NLCA – Nunavumi Nunataagutit Angigutaa
NOCIR – Tuhaktititjutait aalangukhimayut titigagutait
NSA – Nunavumi Nunataagutit Angigutaani Iluani
NWHS – Nunavumi Umayukhiukhimayut Ihivgiugutait,
Umayukhiukhimayut Ihivgiugutait, Ihivgiugutait
NWMB – Nunavumi Umayuligiyit Katimayiit
RLO – Aviktukhimayuni Tuhaktituiyit Havaktiit
RWO – Aviktukhimayuni Umayuligiyiit
TAH – Tamaat pilaaktut umayut
TEK – Inuit Kauyimayatukangit Nunani
UTM – Umayuni naalautit naunaitkutait

1.3 Ilitagiyumayavut

Nunavumi Umayukhiukhimayut Ihivgiugutait anginikhaat Kanatami. Ovalo avataanut 35kuyut Inuit havakhimayut mikhaanut Umayukhiukhimayut Ihivgiugutaanik tamaat ukiuni, amigaitut Inuit tamamik NWMBkut ovalo aalat havakviit ovalo kavamatkut munagiyiit ikayukhimayut ihivgiuktitluta. Kihimi, nakuutjutait Umayukhiukhimayut Ihivgiugutait tikuakhimayukhat Umayukhiuktut ilauyunut. Umayukhiuktut Nunavumi ilauhimayut Umayukhiukhimayuni Ihivgiugutaani ilaukatauhimamata katitikhimatitlugit tamaat tatkikhiutini talimani ukiuni, ilitagiyauyukhat ilaukatauhimamata ikpinaktumik ihivgiugutimi.

Hapkoa Inuit ovalo havakviit akhut havakpiakhimayut ihivgiuktilugit umayukhiukhimayunik ovalo tunihimamata kiutjutinik ihivgiugutit havakhimatilugit:

Nunami Havaktiit:

Ikpiarjumi ovalo Nanisivik: Pauloosie Muckpa

Arviat: Frank Nutarasungnik

Kamanituaq: Basil Aptanik, Andrew Parker, Charles Tarraq, Jonathan Tugak, Betsy Aksawnee, Lucy Mautaritnaaq

Kingauk: Connie Kapolak

Ikaluktutiak: Ruby Haniliak

Kinngait: Joe Ittidlui, Salomoni Etulu, Sakiassie Pudlalik, Alice Samayuallie, Numa Ottokie, Ragee Killiktee

Igluligaarjuk: Peter Autut, Gary Ippiak, Gloria Mimialik, Ursula Innukshuk, Bradley Aggark

Kangiktugaapik: Seetee Paniloo, Levi Illingayuk

Salliq: Susie Eetuk, Heather Kolit, Molly Eetuk, Ben Ell, Tina Netser, Johnny Alogut

Ukhuktuuq: Elizabeth Aglukkaq, Teddy Eleeheetook, Sarah Kegeak, Elijah Takkiruq

Aujuituq Fiord: Leah Kalluk, Parnee Noah

Sanigayaq: Joe Curley, Judah Innraluk, George Innuksuk, Martha Okalik, Bruno Immaroitok, Josie Irquttuq, Neomi Kaernerk

Igloolik: Eugene Ipkarnak

Iqaluit: Levi Nowdluk, Salamonie Shoo, Adamie Ipeelie, Tony Ulikatar, Eelaya Pitseolak, Eyalah Ineak, Jarloo Nowdluk, Micheal Immaroitok, Jamesie Pudloo, Moses Qillaq, Nathan Tigullaraq

Kimmirut: Hannah Oolayou, Josehphie Eyeevodluk, Terry Lee, Eric Tikivik, Atsaina Kolola, Olittua Judea

Kugaaruk: Eric Ammautinuar, Isabella Inuksaq, Tom Kayaitok, Charlie Niptayok, Gerald Tigvareak

Kugluktuk: Ida Kapakatoak

Pangnirtung: Josephie Kilabuk

Mitimatalik: Martha Maktar, Paul Hauli, Jonah T. Paniloo, Jollie Enoogoo, Joanasie Anaviapik, Timothy Qamaniq

Qikiqtarjuaq: Imoona Natsiapik, Jonas Audlaqiaq, Lucy Newkingnak, Jerry Kakka, Monica Nuqingaq

Kangiklinik: Albert Kimmaliardjuk, Pierre Kolit, Pierre Okoktok, Andy Tugak, Lucy Kalukjak, Peter Autut

Naujaat: David Ammaq

Qaujuituq: Philip Manik, Saromie Manik, Deborah Ikaluk

Sanikiluaq: Johnny Kudluarok, Louisa Meeko, Luccassie Arragutainak, Winnie Arragutainak, Caroline Arragutainak

Taloyoak: Steve Aqqaq, Peter Mannilaq, David Nanook, Joseph Quqqiaq

Umingmaktok: Martina Kapolak, George Panegyuk, Connie Kapolak

Tikigaqjuaq: John Angoo, Ron Alikashuak, Lewis Voisey Jr., Jackie Napayok, Gunner Tugak, Louie Oklaga

Katitikhimayut Titigaktiit:

Qikiqtaaluk: Taqialoo Stokes

Kivalliq: Janet Akat, Angie Okatsiak, Elizabeth Issakiark, Sally Waah, Susan Arloo, Debbie Arualak

Kitikmeot: Dawn Ayalik, Edith Anablak, Mary-Jean Anablak, Susan Atatahak, Ann Klengenberg, Michelle Klengenberg

Aviktukhimayuni Tuhaktituiyit Havaktiit:
Qikiqtaaluk: Tom Demcheson

Kivalliq: Phillipe diPizzo, Janet Akat

Kitikmeot: Todd Roche

Katitikhimayuni Munagiyiit:
Daniel Kulugutuk, Josée Galipeau, Leanne Pugh

Kingulimi Umayukhiukhimayuni Ihivgiuktit Munagiyiit:
Carol Churchward, Johnny McPherson, Jordan DeGroot

Umayukhiukhimayut Ihivgiuktit Munagiyit Katimayigalaat:
Ovide Allakanuark, Adrian D'Hont, Jim Hines, Moses Koonoo, Gordon Koshinsky, Roger Peet, Simeoni Sammurtok

Umayukhiukhimayuni Ihivgiuktit katimayigalaat:
David Alagalak, Nick Amautinuar, Harry Flaherty, Pauloosie Keeyotak, Moses Koonoo, Gordon Koshinsky, Kevin J. McCormick, Robert Moshenko, Makabe Nartok, David Tagoona

NWMBkuni Havaktiit:
Dan Pike, Atanguyak Umayuligiyini

Michelle Wheatley, Atanguyak Umayuni Munagiyiit

Billy Shaw, Umayukhiukhimayuni Ihivgiuktit Ikayukti

Ukautinik Himuktitihimayut:
Evie Amagoalik, Betty Brewster, Edna Elias, Helen Klengenberg, Rebecca Mike, Mary Nashook, Allen Maghagak and Jacopoosie Peter.

Katraktiligiyit:
Fikret Berkes, Mina Berkes, Helen Fast, Natural Resources Institute, University of Manitoba (Ihivgiugutit Hanauyautainik)

Falcon Consulting Services (Kagitauyakut FoxPro katititjutainik hanauyautainik)

Geomatics International Inc. (Nunauyaliuktut Pilihimayut)

Wayne Johnson (MS Access kagitauyakut hanauyaautainik)

GeoArctic International Ltd. (katitigutainik ovalo nunauyaliugutainik atuktainik)

Peter J. Usher, P.J. Usher Consulting Services (katitikhimayunik ihivgiukhimayuk ovalo tuhaktakhanik titigakhimayuk)

Jack Kruse, Professor emeritus of public policy, University of Alaska, Anchorage (Katitikhimayunik ihivgiukfaakhimayut)

Jamie deJong, Abdellatif Demnati, Hew Gough, Statistical Consultation Group, Statistics Canada (Katitikhimayunik Ihivgiukfaakhimayut)

Koyagiyumayavutlu havaktiit ovalo katimayiit Aviktukhimayuni Umayuligiyiit ovalo Nunani Umayuligiyiit ilauhimamata ilangani hamna Umayukhiukhimayut Ihivgiugutaaini, ovalo titigakvini munagivlutik ovalo nunani ukakatigivlutik. Ovalo havaktiit Munagiyit Hanatiligiyini (DSD), Nunavumi Havakviit Katitiligiyini, Munagiyiit Ikalukhiuktuni ovalo Tagiuni (DFO) ovalo Kanatami Umayuligiyit (CWS) ilahimayut tuhagutikhanik ovalo ikayukhutik ihivgiugutaani havaktilugit.

Heather Priest, havakhuni Umayukhiukhimayunik Ihivgiuktuni Munagiyiupluni, paknaiyakhimayait hamna tuhaktakhak ovalo Dr. Peter Usher ovalo Dr. Michelle Wheatley. Dr. Peter Usher angiyumik ilihimayuk katitigutainik ihivgiukfaagutainik ovalo titigakhimapluni Ilangani 5 (Nakuutjutait Umayukhiukhimayut Ihivgiugutait Naunaiyautait: nakiit ovalo naunaiyautait ihuinaakhimayut) ovalo ikayukhuni titigakhimaplugit ovalo ihuakhihimaplugit aalat ilangit iniktikhimayut makpigaat. Dr. Michelle Wheatley havakhimayuk akhut ihuakhakhimaplugit Iniktikhimayuk Tuhaktakhak ovalo ikayukhimapluni ilangani 6 (Nunani Iniktikhimayut Ukautaini).

Brian Wheatley ovalo Michelle Wheatley ihivgiukhimayuk hivulimi hamna Iniktiguti Tuhaktakhak. Ihivgiukhimayuklu iniktigutaanik Fikret Berkes, Natural Resources Institute, University Manitobami, Cynthia Wentworth ovalo Jim Simon, tamamik Alaskami Munagiyit Ikalukhiuktini ovalo Umayuligiyinit, kungiakhimayait iniktikhimayut ihivgiugutit. Ukauhiit ovalo kiutjutait angiyumik ikpigiyavut katitikhimatitlugit hamna iniktigutaa tuhaktakhak.

Koangikpiagumayavut tamamik Inuit ilauhimayut hamna havaktilugu ihivgiugutikhak. Mamiana puigukhimaniguptigu Inuit ikayukhimayut, kihimi amigaitpiamata.

2. Ihivgiugutit Naunaiyautait Kingulimi

2.1 Piyakhait ovalo maliktakhait NWHSmi

Nunavumi Nunataagutit Angigutaa (NLCA) piyakhait imaatut:

"Nunavumi Umayut Umayukhiukhimayut Ihivgiugutait (Ihivgiugutit) piniaktut iluani ovalo kaagani tamamik pingahut aviktukhimayut Nunavumi Nunataagutit Angigutaani Iluani" (NLCAmi, 1993, Ilangani 5.4.1);

ovalo "piliniaktut tamamik pingahuni aviktukhimayuni tikitinagu ovaluniit atuliktinagu hivumik ukiungani ublua iniktigutaaini angigutaa" (NLCAmi 1993, Ilangani 5.4.2); ovalo

"piniaktut havaklutik talimani ukiuni" (NLCAmi, 1993, Ilangani 5.4.4.).

Hunauniaktuk ihivgiuguti ukakhimayut imaatut:

"katitilutik ilihimayunik ublumi umayukhiukataktunik naunaiyautainik, ikayugiagita NWMBkut iliyaagani naunaiyautainik tamaat umayukhiulaaktut ovalo ilaani, ikayugiagani nakuuyunik munagitjutikhanik ovalo nakuuyunik atugutikhainik umayut Nunavumi Nunataagutit Angigutaini Iluani. Taimaimat, ihivgiuktut piniaktut imaatut:

(a) Titigaklutik naunaiyautait ovalo kanuk atukpaktait Inuit atugutinik umayut atugutihait naunaiyagiagani mikinikhaa atuniaktait umayut (BNL); ovalo

(b) Katitilugit, ihivgiulugit ovalo ihivgiukfaalugit ublumi kanugitut, nunat atuktangit ovalo umayukhiukhimayut katitigutait mikhaanut munagiyaagani umayut Nunavumi Nunataagutit Angigutaini Iluani." (NLCAmi, 1993, Ilangani 5.4.5)

BNLni naunaiyakhimayukhat, "tamamik umayut ovaluniit amigiatjutait", "malilugu:

(a) katitihimatjutait naunaiyautaini angitkiyat amigaitjutait umayukhiukhimayut atauhimi ukiumi ihivgiukhimatitlugit ovalo kitkani ukiuk tamaat naunaiyautait umayukhiukhimayut avataani talimat ukiuni ihivgiukhimayuni, katitihimatjutait aviktukhimalugu malgunik: ovaluniit

(b) naunaiyautait umayukhiukhimayut ukiuni kitunikiak ihivgiukhimayuni tikuaktauhimayut HTOkunit iniktigutaani ihivgiuguti ovalo tikuakhimayuk ukiuk atuktauniaktuk tamamik umayunik atuklugu tamaat umayukhiulaaktut pilihaaktilugu ihivgiuguti." (NLCAmi, 1993, Ilangani 5.6.21)

(Atugutingit aalatkiiktut amigaitjutainik umayut maliklunik tamaat umayukhiulaaktut pilihaaktilugu ihivgiuguti ovalo tahapkoa pilaaktut tamaat umayukhiulaaktut ubluini avataanut).[1]

Maligutikhait ihivgiuktukhat naunaiyakhimayuk (amigaituniklu) "katitiniaktut katitigutikhanik naunaiyakhimayunik nunanit aviktukhimayunit ubluni naunaiyakhimayuni" (NLCAmi, 1993, Ilangani 5-5). Piyukhatlu ihivgiuktut "ihivgiulutik, katitilutik naunaiyautikhainik ovalo nunani havaklutik…piniaktut tuhaktitainahualutik anginikhaanik umayukhiutunit ilaulutik" (NLCAmi, 1993, Ilangani 5.4.3).

Atuklugit maligutikhait ovalo maliktakhait, pinahuaniaktut ihivgiuktut hanalutik ukiuk tamaat naunaiyautainik kafit umayut umayukhiukpaktait Inuit, kanugitut ovalo nunanut ovalo pilutik tuhagutikhanik nani hapkoa umayukhimayait.

2.2 Titigakvimi Munagiyiit ovalo Havagutait

NLCAmi titigakhimayuk imaatut:

"Ihivgiuguti piniaktuk ataani malilugu NWMBkut" (NLCAmi, 1993, Ilangani 5.4.2);

"ihivgiuguti, katitigutit ovalo nunani havaktukhat mikhaanut ihivgiuguti… katraktiliniaktuk kitumutkiak DIOnut (NLCAmi, 1993, Ilangani 5.4.3); ovalo

"akiliktauluni kinauyakhait Kavamatkunit" (NLCAmi, 1993, Ilangani 5.4.4).

Ihivgiuguti hanahimayuk hivuliktini havaktikakhutik ilauyunut NWMBkunut titigakviani Iqaluni, pingahut aviktukhimayut havakviit munagivlutik DIOkunit, hapkoa Aviktukhimayut Umayuligiyinit (RWO) ovalo nunani havaktiit tamamik 27ni nunani. Naunaiyautaa 1 pihimayuk havagutait tamaat havagutigiyavut.

[1] *"tamaat umayukhiulaaktut" umayunut ovaluniit amigaitjutainik umayut ukakhimayuk umayut umayukhiulaaktait ilihimayait NWMBkut (NLCA, 1993, Ilangani 5.1.1)*

Ukakhimayuk hamani, ihivgiuktut hivuliktinga NWMBkut titigakvia Iqaluni. Ihivgiuktut munagiyauyuk Umayukhiukhimayut Ihivgiuktut Munagiyinit, inia ilihimayuk NWMBkunit autlalihaaktilugu ihivgiuktut. Munagiyi angiyumik havakhimayuk autlaktititjutaani ilanga Umayukhiukhimayut Ihivgiugutaani ukakatigivlugit ihivgiugutikhat hanauyautainik katraktiligiyinit ovalo Umayukhiukhimayut Ihivgiuktit Katimayigalaanut. Ihivgiuktut pitilugit katitigutainik munagiyi munagihimayuk maliktipkaipluni ayonaktunik ovalo titigakvimi munagivluni ilangani ihivgiuktuni, pipkaipluni mikinikhaanik aatjikutainik atuktakhainik tamaat Nunavumi aviktukhimayaini ovalo pinahuakhuni ihivgiuktut iniktinahuatitlugit ukakhimayait NLCAmi. Munagiyi munagihimayuk Umayukhiukhimayut Ihivgiugutait kinauyakhait, pikatakhuni ovalo katitikhimapluni katitikhimayunit tamamik aviktukhimayunit titigakviinit ovalo ihivgiukfaakhuni ovalo tuhaktitipluni Umayukhiukhimayut Ihivgiugutait iniktigutainik. Munagiyi havakhimayuk RWOkunik oval Umayukhiukhimayut Ihivgiuktit Katimayigalaat iniktikhugit hapkoa havaktakhait. Tuhaktitikataktait havaagit Umayukhiukhimayut Ihivgiugutait katimagaagata NWMBkut ovalo ilaani aalani katimagaagata. Katitikhimayut katitihimalimata, munagiyi hivuliuyuk ihivgiukfaagutainik ovalo tuhaktakhainik ihivgiugutit iniktigutait. Hapkoa havaat ilauyut nunani pulaaktakhutik tuniyaami hivuliit katitihimayut nunani ilauyunut ovalo havakatigivlugit katraktiligiyit tamamik katitikhimayut ihivgiukfaagutainik ovalo titigagutainik Umayukhiukhimayut Ihivgiugutit Iniktigutaa Tuhaktakhak. Hitamauyut munagiyut hamna ihivgiuktautitlugu.

Katitikhimayuni Munagiyi havaktihimayuk March 2000mi ikayugiagani Munagiyi pikataktilugu ovalo ihuakhaitilugu katitihimayunik. Katitikhimayuni Munagiyi havakhimayuk Munagiyimut Umayukhiukhimayunik Ihivgiuktini ovalo munagivluni munagitjutainik, titigakkhuni ovalo ihuakhaipluni tikikataktunik katitigutinik. Hamna inia unguvakhimayuk January 2002mi katitigutit inikmata ovalo havaktaunmata.

Amigaivyaktut katimayigalaat ilihimayutlu NWMBkunit munagiyukhat ovalo ikayuktukhat hanatjutini ihivgiuktilugit. Hivulik, Umayukhiukhimayut Ihivgiuktit Munagiyut Katimayigalaat, ilihimayut ikayugiagani munagiyumut hivulimi piliktilugit umayukhiukhimayut ihivgiugutaaini (NWMB, 1995a). Munagiyit katimayigalaat ilauyut tikuaktitauhimaplutik pingahunit aviktukhimayunit umayuligiyinit (RWO), Kanatami Munagiyit Ikalukhiuktunit ovalo Tagiunik (DFO), Kanatami Munagiyit Hilakyuamit ovalo Nunatiamit Kavamatkut Munagiyit Umayuligiyinit (DRR). Ikhivautauyuk ilauyunit NWMBkunit. Munagiyit Katimayigalaat iniktikhimayut NWMBkunit November 1997mi ovalo himautaupluni Umayukhiukhimayut Ihivgiuktit Katimayigalaat, ilauyut tamaat NWMBkunit katimayiinit, munagiyaami katitikhimayut iniktigutait ihivgiuktuni (NWMB 1997).

Pingahut Aviktukhimayut Umayuligiyiit angiktauhimayut DIOkulutik atuklugu NLCAmi Ilangani 5.4.3mi Septembermi 1995 (NWMB 1995c) ovalo katraktilitauplutik havaakhainik NWHSnik aviktukhimayamini Januarymi ovalo Februarymut 1996mi (NWMB 1996). Hapkoa munagiyut aviktukhimayamini:

- Qikiqtaalumi Umayuligiyit, Iqaluni (Qikiqtaalumi;
- Kivalliqmi Umayuligiyit Katimayiit, Arviami (Kivalliqmi);
- Kitikmeoni Umayuligiyit, Kugluktumi (Kitikmeoni)

NWHSnik ilihimayut aatjikutaanik tamamik aviktukhimayuni. Tamamik aviktukhimayut havakviit munagiyauyut Aviktukhimayut Tuhaktituiyit havaktianik (RLO), havakhimayut tamamik NWMBkunit ovalo RWOkunit. Taimaimat, havaktait ilaani ihivgiuktunut Umayukhiuhimayunik ovalo RWOkut havaktainik. RLOkut Umayukhiukhimayut Ihivgiuktait havaagit ilauyut, munagivlugit aviktukhimayut Umayukhiukhimayut Ihivgiuktut kinauyainik ovalo havaktipluni, ayoikhaipluni ovalo munagivluni aviktukhimayut Katitigutinik Titigaktiit ovalo nunani havaktiit. Tuhaktituiyait kanuk havaktait katitigutimini pivaktait pilaagumi, Ihivgiuktit Munagiyiinit.

Katitigutinik Titigaktiit (DED) havaktitauhimayut RWOkunit havalutik Umayukhiukhimayunik Ihivgiugutainik tamamik RLOkutlu. Hamna havaak titigakhugit tikihimayut katitikhimayut, ilivlugit umayukhiukhimayut katitihimayait atukhutik hanauyakhimayaminik katitigutit pilihimayunit, titigalugit pihimayait kaihimayut katitikhimayut ovalo ihuakhakatakhugit aalangukhimayut titigagutait umayukhiuktut. Tatkikhiut tamaat DECkut tuyukpaktut kagitauyakut katitihimayut tamamik nunanit aviktukhimayaminit NWMBkut titigakvianut ovalo sukatukut naunaiyautainik aalangukhimayut titigagutait makpigaat nunanit havaktinit.

Tamamik RWOkut havaktihimayut nunani havaktinik tamamik nunani. Ilangit angitkiyut nunat pihimavaktut amigaitkiyanik havaktinik. Nunani havaktiit ikpinaktumik havaakaktut katitivlutik umayukhiukhimayut katititjutikhainik umayukhiutunit tatkikhiut tamaat. Pilihaaktilugu ihivgiuktut, nunani havaktit ikayukhimayut titigakhugit umayukhiuktut ovalo tamaat ihivgiuktilugit, ihuakhakatakhimayait titigakhimayut katitigutait umayukhiuktunik ovalo tunikatakhugit aviktukhimayut titigakviit aalangukhimayunik. Nunani havaktiit tamamik nunamini havakataktut titigakviani Nunani Umayuligiyinit (HTO).

Nunani Havaktiit ayoikhagutait inikhimayut atukhutik ayoikhagutit atugutainik ovalo ilangit katimaplutik ayoikhaitjutit, tuhagutinit ovalo inminik ayoikhakhimaplutik ilaani.

Havaktilugit katitihimayunik Umayukhiukhimayut Ihivgiuktiit havaktihimayut 35nik Inunik, havaktut NWMBkut havakviani hivulimi Iqaluni, pingahut aviktukhimayut havakviit ovalo 28ni nunani.

Ilangani 1: Munagiyit ovalo havaktiit naunaiyautait Nunavumi Umayukhiukhimayut Ihivgiuktit

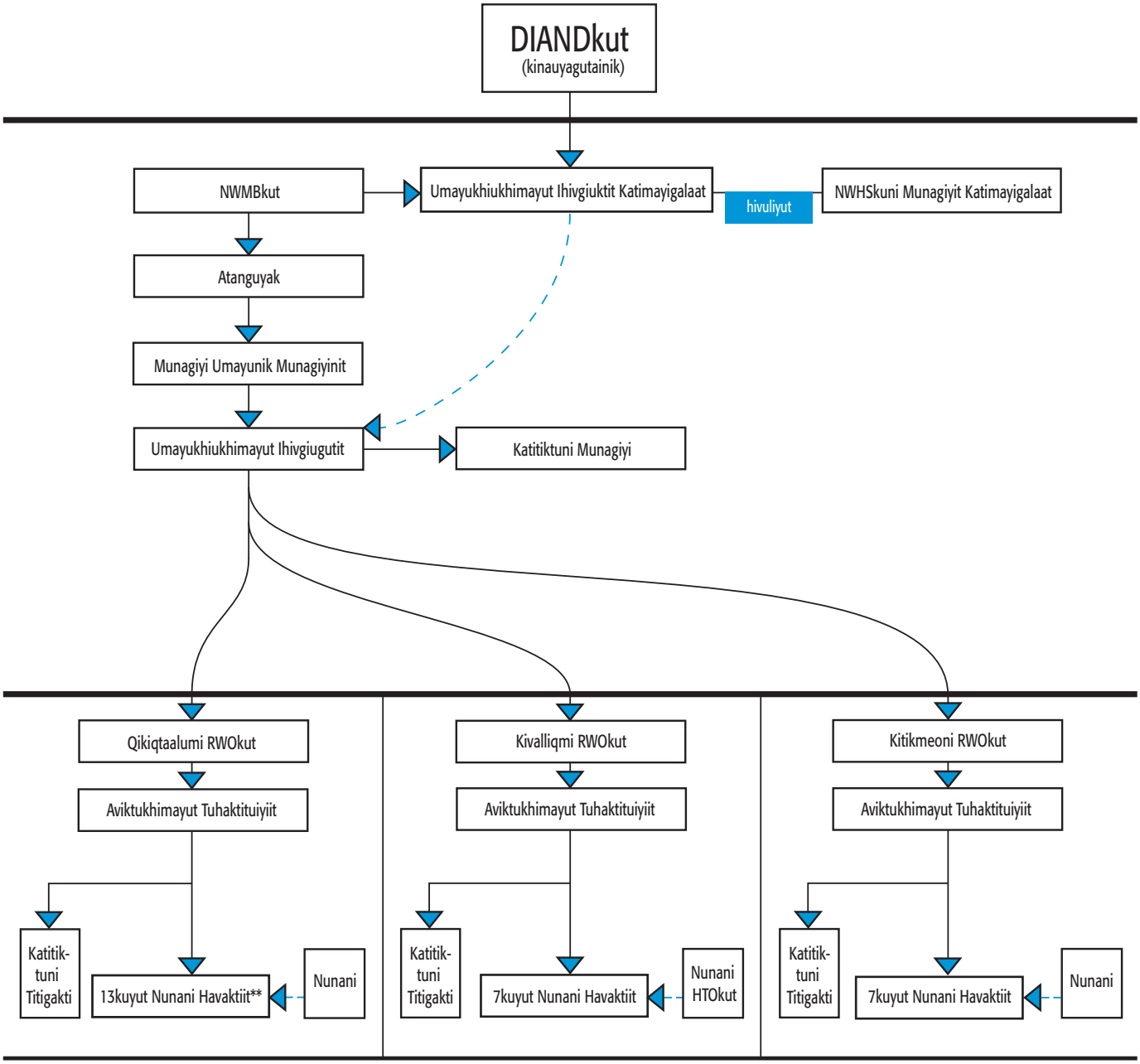

** Atauhik Nunani havakti katitikhimayuk Ikpiarjuqmi ovalo Nanisivikmi

Nunani, Umayukhiuktit apigiyauhimayut ilaupkuplugit munagilugit titigakvimini Umayukhiukhimayut Ihivgiugutainik pitkuiplutik inunik havaktukhanik nunamini ovalo ikayukhutik titigakvini nunani havaktunut havaligamik. HTOkut ilauyut ikpinaktumik nunamini, ilaa kiukatakhutik ovalo ukakatigivlugit Umayukhiukhimayut Ihivgiugutaat iniktigutaanik.

Umayukhiukhimayut Ihivgiugutaa kinauyait alikhiayut tamaat Kanatami Inuligiyinit (DIAND), malikhugu NLCAmi (NLCAmi, 1993, Ilangani 5.4.4) ovalo havakhugit ataani malikhugu NWMBkunit (NLCAmi, 1993, Ilangani 5.4.2).

2.3 Ihivgiugutit tuhagutikhait kinguliminit

Umayukhiukhimayut Ihivgiugutait pihimayut kulinik ukiunik, ilauplutik hapkoa havakhimayavut:

1) Havalihaagit (haunauyak ovalo paknaiyak) – 1993-1996
2) Katitiktakhanik katitigutit – 1996-2001
3) Iniktigutait ihivgiufaagutit ovalo tuhaktitakhait - 2001-2004

Tamaat akia ihivgiuktut $7.3millionkuyuk. Kitkani ukiuk tamaat akilikatakhimayut hivulimi talimani ukiuni katitiktakhanik katitigutit ilanga 1.065millionkuyuk.

Nunavumi Umayut Umayukhiukhimayut Ihivgiugutait pilikhimayut November 1993mi havaktilikhugu Umayukhiukhimayut Ihivgiuktit Munagiyukhamik ukakhimayaini NLCAmi. Hivulimi ukiumi ihivgiuktut, NWMBkut ilihimayut Umayukhiukhimayut Ihivgiuktut Munagiyukhat katimayigalaanik ovalo apigivlutik inikpiakhimayumik uktugutikhamik hanauyautainik NWHSnik. Natural Resources Institute, Universitimi Manitobami ataani havaktut Dr. Fikret Berkes ilauliktut November 1994mi (NWMB 1994). Dr. Berkes ilaukatigiyait havakatigihimayut Umayukhiukhimayut Ihivgiuktit Munagiyiinut ovalo Umayukhiukhimayut Ihivgiuktit Munagiyit Katimayigalaat hanaplutik haunauyautainik Umayukhiukhimayut Ihivgiugutainik avataanut tatkikhiutini.

Munagiyit Katimayigalaat amigaivyaktunik angikhimayut atukhutik ukauhiit NLCAmi ihivgiugutit maliktakhainik 1995mi. Munagiyit Katimayigalaat ihumayut imaatut:

> *"Ihumagiyakhait hivuliit/pihimayut umayut, nunani ovalo umayukhiukhimayut katitihimayait (malikhugu ilangani 5.4.5(b) angigutimi) angmaumayuk ihumagiyauyuk piniamat ilaupkalugit katimayiit, havaktiit ovalo ilaukatauyut munagiyut havakviit tamaat hivunikhaptini. Akhut havakumik hapkoa havaakhat hilataaniimat Maligutikhaini piyakhait (ublumi mikhaanut) Umayukhiukhimayut Ihivgiugutaani ilihimayut ilangani 5-5 angigutimi." (NWMB 1995b: 2)*

Taimaimat, phimayut hivulimi havalutik Umayukhiukhimayut Ihivgiugutait titigalutik *"kanuk ovalo atuktaktangit Inut atugutaini umayut mikhaanut naunaiyakhutik mikinikhaat atuniaktainik umayut"* (NLCAmi, 1993, ilangani 5.4.5(a). Hamna inilaaktuk atulugit iluaniitut ihivgiugutit hanauyautaini, ilangit talimat ukiuni atulaaktait ihivgiuktut ovalo katitigutaini umayukhimayut nunagani katitihimayukhat (NWMB 1995b).

Munagiyit Katimayigalaat angikhimayut ilangit tuhagutikhat katitilaaktut kihimi ihuinaagilugu hivulimi havaktakhait ovaluniit angililugu akikhait ihivgiunahuat (NWMB 1995b). Taimaimat, katitigutait ihivgiukhimayut ovalo ihivgiufaagutait pihimayut umayut, nunait ovalo umayukhiukhimayut katitigutait ukakhimayut ihivgiukhimayuni pilaakata. Kinauyakakat, NWMBkut pikataniaktut katitilutik, ihivgiulutik ovalo ihivgiufaalutik katitihimayunik hivunikhaptini ovalo tuhaktitiluta nalvaakhimayunik piyaptini.

Nalunangituk ikpinakpiaktulu pihimayunit katitihimayunit, ilaa Inuit Kauyimayatukangit – Inuit nunani kauyimayainik (TEK). TEK ilaulikhimayuk ihivgiuktunut imaatut: Katitigutainik Inuit atiit nunait tuhagutikhait hanahimayut Nunavumi tamaat katitikvimi kauyimayait atiit ovalo naunaiyagutait naniitaakhait nunauyani. Umayukhiuktut apigiyauhimayut nunani havaktinit kanugitaakhait aniagutikagiagita ovalo amigaitaakhaita umayut tatkikhiutini ukakatigigaagata. Hamna tuhagutikhak titigakpaktut ukauhiini umayukhikhimayut katitigutaini ovalo kihimi ihivgiufaakhimaitut ovaluniit naitumik ukakhimaitut hamani tuhaktakhami, pilaaktut naunaiyakhimamata atugumayunit. TEK ilaupkaihimayuk nunani ihivgiugutaini ovalo ukauhiini hivuliit nalvaakhimayut ihivgiuktuni (ilangani 2.5 ovalo ilangani 6).

Pikakhimayuugaluak umayukhiukhimayut ihivgiugutainik Nunavumi Nunataagutit Angigutaani Iluani, ovalo tahapkoa havakhimayut avaktilugit nunataagutikhat iniktigutaini mikhaanut (Donaldson, 1983; 1984; Gamble, 1984; Jingfors 1986), pihimaitut inikpiakhimayutut pihimayait NLCAmi.

Aalat paknaiyakhimayukhat piyukhat aipaanut nuuniakat Umayukhiukhimayut Ihivgiugutaani hapkoa:

- Havaktilikhutik pingahunik RLOnik munaiyaami katitigutinik aviktukhimayunit;
- Havaktilikhutik pinahunik Katitigutinik Titigaktiinik havakatigiyakhainik RLOkut;
- Havaktilikhutik ovalo ayoikhaiplutik Nunani Havaktiinik tamamik nunani;
- Hanaplutik Umayukhiukhimayut Ihivgiuktit tatkikhiutikhainik ovalo katitiyukhat katitigutikhainik makpigaanik titigagiami katitikhimayut umayukhiuktunit ovalo nunani havaktunit;
- Niuvikhutik ovalo ilivlugu hanalgutikhat atugutikhanik, tutkuumavikhainik ovalo ihivgiufaagutikhainik umayukhiukhimayut katitihimayunit, ovalo
- Ukakatigiinakhugit RWOkut ovalo HTOkut.

Tatkikhiutit, katitigutit makpigaat ovalo ayoikhautikhat atugutikhait uktukhimayut pingahuni nunani (Ikpiarjuk, Kugaaruk ovalo Igluligaarjuk) Maymi 1996.

Katitigutit pilikhimayut Julymi 1996 ovalo inikhutik Junemi 2001, kihimi katitigutait kinguvakhimayut katitigutikhanik pikatainaktut ukiakhami 2001.

Iniktigutait Umayukhiukhimayut Ihivgiugutit, ihivgiufaakhugit ovalo tuhaktitivlugit pilihimayut iniktigutaini katitikhimayut ovalo tamamik katitihimayut naunaiyamata ovalo ihuakhakhimaplugit. Hamna havaak ilauyuk, atugutikhainik ovalo naunaiyakhimaplugit ihivgiufaagutit katitihimayut naamagiagani ovalo nunani ukakatigivlugit ihivgiukhugit katitikhimayut. Naunaiyakhimayuk tamamik hapkoa havakhimayut iluaniitut ilangani 4, 5 ovalo 6 hamani tuhaktakhami. Havagutait hamna iniktigutaa tuhaktakhak naunailiktuk iniktilikhuni Umayukhiukhimayut Ihivgiugutini.

2.4 Inminiigutit takulaaktut ovalo pilaaktut pikuyait

NLCAmi ukakhimayut imaatut:

> *"Nutaat ovalo ukakhimayut katitikhimayut hanahimayut ihivgiukhimayunit tamaat ovalo pilaaniaktait Kavamatkut Kanatami, Nunavumi Kavamatkuni ovalo Inuit" (NLCAmi, 1993, Ilangani 5.4.6); ovalo*
>
> *"NWMBkut piniaktut atiit Inuit umayukhiuktut takupkalaitait pipkalaaligumiuk katitikhimayut malulugu ilangani 5.4.6" (NLCAmi, 1993, ilangani 5.4.7); ovalo*
>
> *"Titigaktauhimaitumik apikhutikhainik DIOkut ovalo umayukhiuktumit, naunaitkutait pihimayut mikhaanut ihivgiuktut, umayukhiuktunit atulaitut kitunikaak naalaktitiyunit umayukhiuktuk akigaktuktaulailuni" (NLCAmi, 1993, Ilangani 5.4.8).*

NLCAmi Ukakhimayuklu imaat:

> *"NWMBkut pigumik ovalo takupkaigumik tuhagutikhanik maliniaktut akigaktuitjutinik atuktainik mikhaanut takupkailaitunik ovalo pilaitunik tuhagutikhanik aatjikutaatut kavamatkut munagiyiit" (NLCAmi, 1993, Ilangani 5.2.31).*

Inikpiakhimaitunit umayukhiukhimayut katitikhimayut pivaktut ihivgiuktitlugit, NWMBkut ihumaaluligaluamata pipkagiagita "nutaat katitikhimayut" pipkalaagiagani aalanut ilauyunut pilaamat atukuyaungitunik ovaluniit ihuinaakhimayunik tuniyaulaamata hivuliit umayukhiukhimayut tuhagutikhat ihuakhihimaitunit ovalo ihivgiufaakhimaitunit. Taimaimat 1998mi, NWMBkut paknaiyakhimayut katitikhimayunik atukatigiigutikhanik angigutinik Munagiyinut Umayukhiuktut ovalo Hanatiligiyinut (DRWED), DFOkut ovalo CWSkut ovalo Beverly Qamanirjuaq Tuktunik Munagiyit katimayiinut (BQCMB). Hapkoa angigutit ilihimamata maliktautjutikhainik katitikhimayut tutkuumayut, katitikhimayut atukatigiigutit ovalo katitikhimayut pipkalaagutainik (ilaa, atugutikhainik NWHSni katitikhimayunik kavamatkuni makpigaani ovaluniit titigagutaini). Pikpat katitikhimayut atukatigiigutikhat angigutait atiktaukpata kavamatkut munagiyiinit ovaluniit havakviit, aatjikutait katitikhimayut (umayukhiuktut atiit unguvakhimaplutik) tuniyauvaktut naunaiyakhimayumut havaktimut iluani munagiyiit munagiyunut katitikhimayunik ovalo munagiyait iluani havakvimini katitikhimayunik apigiyaugaagat. Aatjikutait tamamik hivuliit tuhaktakhat tunivaktut tamamik kavamatkut munagiyiinut ovalo Inuit havakviinut ilauyut umayunik munagiyunut Nunavumi.

Malinahuakhugu piyakhait malikhugu Ilangani 5.4.7 NLCAmi mikhaanut tukupkailaaktait atiit umayukhiuktut, Umayukhiukhimayut Ihivgiuktut katitikhimayaini hanahimayut kitutkia umayukhiukhimayut katitikhimayut, titigamiluunit ovaluniit kagitauyakut katitikhimayut mikhaanut umayukhiuktunut atukhugit naamaligutit, atia atungilugit. Titikani katitikhimayut ovalo kagitauyakut katitikhimayut pihimakpat umayukhiuktut atiinik ovalo naunaiyautainik pihimavaktait Umayukhiukhimayut Ihivgiuktit havaktiinut atuniakagit tuhagutikhat naunaiyagiami titigaktauhimayut ovalo piniagumik piyakhanik ukakatiginiagumiuk.

Apikutingit takulaagumiuk umayukhiukhimayut katitikhimayunik inunit ovaluniit havakvinit naunaiyakhimaitunit Ilangani 5.4.6.mi NLCAmi ihivgiukhimayut inminik Umayukhiukhimayut Ihivgiuktit Katimayigalaanit. Amigaitut apigiyauyut naunaiyakhimayut katitikhimayut kihimi angiktauhimaitut. Inminik umayukhiukhimayut katitikhimayut tuniyauyuitut kihimi titigaktaakhimatilugu umayukhiuktinit. Amigaitut umayukhiuktit apigivaktut titigakhutik katitikhimayainik tunilaaktut Havaktiit Ikayuktiit Katimayiinut (WCB) ihuakhagiagani ikayugutikhait. Hapkoa apikhuutit tunivaktut ovalo takukhauyuk amigaitut pingitainik havaat atukpaktut Umayukhiukhimayut Ihivgiugutit atulaaktainik.

Pinahuanuaktut hamna Iniktigutaa Tuhaktakhak naamaginiaktait havainaktut umayukhiukhimayut katitikhimayut piyumayait Inuit ovalo havakviit. NWMBkut ublumi ihivgiuliktut piyakhaminik tutkuktuivikhaminik Umayukhiukhimayut Ihivgiugutait katitikhimayut. Tutkuktuiviit atugutingit takupkainialaak amigaitkiyanik katitikhimayunik hamaniingitunit tuhaktakhami. Titigakvimi munagitjutaini akilitipkainiaktut. Hatja, taiguagumayut piyumakpakta takuyaaminik katitikhimayut hamaniingituni tuhaktakhami apigilaaktut NWMBkunut. Munagilaaktangit apikhugutit atugumayunik pilaaktut pipkaikpat NWMBkut munaginmata ovalo havaktikakata munagiyukhamik ovalo ayonakpalaangitpat apikhuguti ovalo piniaktut inminik nanminiigutiginut.

2.5 Nunani Ukakatigigutit, tuhaktituitjutit ovalo tuhaktakhat

2.5.1 Ukakatigitjutit ovalo tuhaktituitjutit

Ukakatigitjutait Inuit nunangini ihivgiugutikhanik pilihimayut aivaktilugit. Pikatagutait tuhaktituitjutikhainik mikhaanut, kanugitaakhait ovalo iniktigutait Umayukhikhimayut Ihivgiugutait, iniktiktilugit, ilitagiyauhimayuk piyukhat angikhagiami ilautjutikhavut ovalo nakuuyakhait iniktigutait. Tuhaktituitjutit ihivgiugutini ilauyut; hunakhat, kanuk piniaktut, kanuk tuhagutikhat atuktauniaktut ovalo inminiigutut takupkalaitjutait iluaniitumi NLCAmi.

Tuhaktituitjutit amigaitunik atukhimayugut ovalo naalautikut atukhimayut havaktiluta Umayukhiukhimayut Ihivgiugutaani:

- *Takuyakhat* tuniyauhimayut tamamik nunanut tamamik Kablunaatitut/Inuktitut ovalo Kablunaatitut/Inuinaqtut 1996mi. Pingahut takuyakhat hanahimayut tuhaktituinahuakhuni ihivgiugutikhanik, ikayugutikhait Inuit ovalo inminiigutut takupkailaitait ihivgiukhimayuni.
- *Naalautikut ukaktut* CBCkuni ovalo nunani naalautikut pihimayut Umayukhiukhimayut Ihivgiuktitlugit tuhaktinahuakhugit ihivgiutainik Inunut.
- *Takuyakhanik* tamamik *Above and Beyond* ovalo *Up Here* makpigaani, 1998mit 2000mut tuhaktitinahuakhuta Umayukhiukhimayut Ihivgiugutimik.
- *Makpigaaliugutinik, Harvest Study Informermik,* hanahimayuk munagiyi ikayuktaupluni aviktukhimayut titigakviinit tuyuktauvaktut Umayukhiukhimayut Ihivgiuktit havaktiinut. *Informer* tuhaktituivaktuk hunauyut Umayukhiukhimayut Ihivgiuktut, ayoigutinik umayut naunaiyautainik, katitikhimayut katitigutainik, tuhakatagutikhainik ihivgiuktut ovalo tuhafaagumaguvit tikuagutainik tamamik titigakviit. *Informer* hanavaktut atauhimi ilaani malguni tatkikhiutini 1997mi. 1998mi aalat makpigaat hanahimayut RLOkunit tamamik aviktukhimayuni.
- *Tuhakataktakhait* ilauyunut. Umayukhiukhimayut Ihivgiuktut autlaagutit kalutinik tunivaktugut ilauyunut 1998mi. Ukiumi 2000mi Umayukhiukhimayut Ihivgiuktut havinik hanahimayut ovalo tuniyauplutik tamamik ilauyunut ilitagiyumaplugit kinguliit ovalo ilaukatigiyait ihivgiuktuni.
- *Umayukhiukhimayut Ihivgiuktit Tatkikhiutait* tunikhakhimayut ukiuk tamaat tamamik umayukhiuktunut. Kihimi atugutikhait tatkikhiutit takupkailugit katitikhimayut katitigutait atuktut (ilangani 3.7), tatkikhiutit atukhimayut tuhagutikhanik mikhaanut. Ilauyut nunanit tunihimayut piksanik takuyaagani umayukhiugutit ovalo umayut Nunavumi. Hapkoa piksat takupkaihimayut hivuani ovalo kinguani tatkikhiutit ovalo tamaat tatkikhiutit makpigaagani, tuhaktituinahuakhuta tamamik Umayukhiukhimayut Ihivgiugutait ovalo Nunavumi Umayukhiugutit pivaktut.
- *Tuhaktituivaktut NWMBkunut.* Munagiyi tuhaktitainaktuk NWMBkunut tamamik katimagaagata ovalo tuhaktivakhugit katimayiit mikhaanut angiktauyukhanik.
- *Aalat tuhaktituivaktut.* Amigaitunik tuhaktituivaktugut kavamatkut munagiyinut ovalo aalat havakviinut, RWOkunut ovalo aalat havakviit pitiluta ihivgiugutinik.

2.5.2 Tuhaktakhat

NLCAmi piyukhat *"NWMBkut tuhaktituiyukhat ukiuk tamaat havagutainik ihivgiuktut. Inikata ihivgiuktut, NWMBkut titigaktukhat inikpiakhimayumik nalvaakhimayainik ihivgiukhimayaini."* (NLCAmi, 1993, Ilangani 5.4.9)

Hanatjutingit ukiuk tamaat tuhaktakhat pingitut havaktivut aalangukatamata ovalo ayokhagutit hivuani katitiknahuahugit katitiktukhat. Hivulimi nunat tuhaktakhait hanahimayut naitumik hivulimi pingahut ukiut Umayukhiukhimayut Ihivgiugutaini katitkhimatitlugit auyami ovalo ukiakhami 2001. Aatjikutait tuhaktakhat tunihimayut HTOkunut ovalo aalat havakviit ovalo kavamatkut munagiyiinut ilauyut umayunik munagiyut Nunavumi. Tuhaktakhat tunihimayait munagiyit RWOkunut ovalo HTOkunut katimagaagata. HTOkut munagiyiit apigiyauhimayut ukakatigilugit tuhaktakhak umayukhiukhimayut naunaitkutait katimayiminut ovalo umayukhiuktunut nunamini, naunaiyagiagani naamaktutk iniktigutait. Inuit ovalo havakviit apigaiyauhimayut kiulutik umayukhiukhimayut naunaiyautait tuhaktakhami ukalutik ihumagiyaminik amigiatpalaat ovaluniit mikivalaat naunaiyautait. Aalat kiutjutit iniktigutaani tungagiyavut naunaiyagiami ihuinaakhimakakat katitikhimayunik katitigutainik ovaluniit katitikhimayunik. Ukagutikhat makpigaat tunikhaihimayut tuhaktakhami ilauplutik pipkagiagit ihumagiyainik inminik naunaiyautainik. Fonikatakhugit HTOkunut ukautigifaalugit iniktigutait ovalo nunait ukakhimayut. Ukakatigihimayut kablunaatitut ovalo Inuktitut CBCkuni naalautini ukaktivlugit inikhimaliktuk tuhaktakhak ovalo pilaaktut Inuit HTOkuni titigakvianit. Mikiyumik kiuyauhimayugut hamani atuktaptini, taimaimat, ikpinaktuk nunanit tuhagiami iniktigutaanik, Munagiyi paknaiyakhimayuk nunanut pulaakataluni piyaami tunilugit tuhaktakhat nunanut. Hamani titigagutait hamna atuktaptinik, nakuutkiyak pihimayugut ukautainik Inuit umayukhiukhimayut ihivgiugutait katitikhimayunit.

Talimani Ukiuni Hivuliit Tuhaktakhat naituukhimayut tamamik talimani ukiuni Umayukhiukhimayut Ihivgiugutait katitikhimayut nunanit tunihimayut Novembermi 2002. Nunanut pulaaktakhimayut, Munagiyi ovalo RLO pulaaktakhimayut tamamik nunat tunivlugit ovalo ukakatigivlugit Umayukhiukhimayut Ihivgiugutait katitikhimayut. Hapkoa pulaakatagutit pihimayut Januarymit Maymut 2003. Nunat; Kingauk, Umingmaktok ovalo Nanisivik pulaangitut ilaa, mikivalaamata nunat, iniktigutait hapkoa nunat tunihimayut ovalo ukautigivlugit Ikaluktutiami ovalo Ikpiarjumi pulaamata.

Pitinagit Inuit katimakatigivlugit tamamik nunani, munagiyi katimakatigihimayait HTOkut katimayiit tuniyaami katitikhimayut ovalo ukautigilugit ihumagiyait ovalo apikhuutikhat. Inuit katimakatigihimayait tunivlugit umayukhiukhimayut katitikhimayut ovalo nani nunani pihimayut nunanit, atukhutik kagitauyakut atugutainik takuyaami hamna tuhagutikhat piksatut[2]. Hamna nunanut pulaakataguti atukhimayuk nunanit ihivgiufaagutinik, ukautiinik ovalo naunaiyautainik iniktigutait ihivgiukhimayut.

Ukautait tamamik nunanit ukakatigitjutait Umayukhiukhimayut Ihivgiugutait katitikhimayut naitumik titigakhimayut ilangani 6: Nunanit iniktigutainik Ukautiit.

2.5.3 Ihivgiukhimayut hanahimayut

Umayukhikhimayut Ihivgiugutait hanahimayut amigaivyaktunik tuhaktakhanik pitilugit. Tamamik pilaaktut NWMBkut Pitkutainik Havakviani. Ovalo pilaaktut NWMBkut Pitkutainik Havakvianit tunikhaihimaitut titigakhimayut makpigaat ukakhimayut ilangani hamna tuhaktakhami.

Tuhaktakhat mikhaanut ihivgiugutait hanauyautait, munagitjutait ovalo katitikhimayut ihivgiufaagutait atulaaktut:

Designing the Nunavut Wildlife Harvest Study – Hivulimi Tuhaktakhak
Fikret Berkes, Mina Berkes ovalo Helen Fast, Februarymi 1995
Hivulimi tuhaktakhat titigakhimayut uktugutikhait hanauyautikhait Nunavumi Umayut Umayukhiukhimayut Ihivgiugutaini.

Designing the Nunavut Wildlife Anguyanik (Harvest) Study – Hivulimi Iniktigutait Tuhaktakhat
Fikret Berkes, Mina Berkes ovalo Helen Fast, Aprilmi 1995
Titigakhimayut pitkutiyavut, kinauyait atukhimayut ovalo iniktigutaini paknaiyautait Umayukhiukhimayut Ihivgiugutaini.

Technical Review of the Nunavut Wildlife Harvest Study
William Kemp, Lorraine Brooke ovalo Valter Blazevic, Januarymi 2000
Iniktigutait ayongitut ihivgiugutainik Umayukhiukhimayut Ihivgiugutait katraktilihimayut NWMBkunit Junemi 1999.

Nunavut Wildlife Harvest Study – Hivulimi Nunait Tuhaktakhat
Heather Priest, Umayukhiukhimayut Ihivgiugutait Munagiyi, Junemit Septembermut 2001
Tuhaktakhak hanahimayuk tamamik nunanit titigakhimayut hivulimi pingahut ukiut Umayukhiukhimayut Ihivgiugutait katitikhimayut. Tuhaktakhat tunihimayut auyami ovalo ukiakhami 2001.

Nunavut Wildlife Harvest Study – Talimani ukiut Hivuliit Tuhaktakhat
Heather Priest, Umayukhiukhimayut Ihivgiugutait Munagiyi, Octobermi 2002
Malikhimayait hivulimi nunanit tuhaktakhat, hapkoa tuhaktakhat titigakhimayut tamamik talimani ukiuni Umayukhiukhimayut Ihivgiugutait katitikhimayunit. Pihimayut ilauyut naunaiyaitait nunanit ovalo ukiuni umayukhiukhimayut naunaiyaitait umayut kanugitut umayukhiukhimayut. Ilaa, tuhaktakhak hanahimayut tamamik Nunavumi nunait.

The Nunavut Wildlife Harvest Study – Iniktigutaa Tuhaktakhak
Heather Priest ovalo Peter J. Usher, Augustmi 2004
Hamna tuhaktakhak paknaiyakhimayuk iniktikpiagutikhaini katitikhimayut NWHSmi ovalo titigakhimayut ihivgiuktut pitkutainit, atuktainik, katitikhimayut hunauyut ovalo nakuuyaakhata hapkoa katitikhimayut.

A *Nunavut Wildlife Harvest Study GIS Viewer* titigakhimayut takukhauyaani GISkut katitigutit katitikhimayut ihivgiuktitlugit. Hamna kagitauyakut atuktuk hanauyakhimayuk upingaami 2002 naunaiyagiami nunani katitikhimayut kagigitutini ovalo atukhimayuk apikhutikaktunik ovalo takuyakhainik atugutiupluni tamamik atuktunut Umayukhiukhimayut Ihivgiugutait katitikhimayunut.

[2] Inuit katimakatigingitavut Kinngani,, Qikiqtarjuaqni, Sanigajaqmi ovalo Iqaluni.

3. Atuktangit ovalo Iniktigutait

Maligutinga NWHSkut pihimayut hapkoninga mikhaanut ihivgiuktut, atuktangit, hanuaykatangit ovalo tuhaktitakhait:

> *"Ihivgiuktut piniaktut hivulimi atulutik titigauyagutit/tatkikhiutit katitigutainik pihimayulik umayukhiuktunit tamamik umayut umayukhiukhimayut ubluk tamaat. Katitikhimayut pihimaniaktut paknaiyakhimayuni titigauyagutit/tatkikhiutit tuniaktait nunanit apikhuktut havaktunut. Nunani apikhuktut apikhuniaktait kiuyauyukhat ovalo ukalugit ovalo titigalugit umayukhiukhimayut katitikhimayut naunaiyahainalaanik makpigaanut hanayaami. Iniktigutait ihivgiuktut tuhaktitiniaktut ovalo takulaalugit nunaini. Ilaa, nani nunani umayukhimayut pilaakat titigaktauniaktut. Ihivgiuktut katitiniaktut katitikhimayunik naunaiyakhimayunit nunanit naunaiyakhimayuni aviktukhimayunit tatkikhiutini naunaiyakhimayuni."* (NLCAmi, 1993, Ilangani 5-5).

Hamna ilanga titigakhimayuk atugutait atukhimayut ihivgiuktilugit maligiagani hamani pihimayut ovalo iniktigutikagutikhat atugutikhat pitilugit ihivgiuktut. Ilangani 5-5 NLCAmi aivakhimayut 1980ni ovalo angikhimayut iniktigutaani nunataagutit angigutaani 1993mi. Hatja, angiyumik naluhuilikhimayugut nakuutkiyanik atuktahaptinik piyugut hivulimi ovalo pikataktuni nunakakaakhimayut umayukhiukhimayut ihivgiugutainik, tamamik pitinagit NWHSkut ovalo atukhugu kulinik ukiuni. Hapkoa hanahimayut pipkakhimayait NWHSkut atuktanginik ovalo iniktigutainik akhut.

3.1 Ihivgiuktut nunaini ovalo ubluit

NLCAmi titigakhimayut ihivgiuktut piyukhat tamaat Nunavumi Angigutaani Iluani (NSA) (naunaiyaut 2) ukiuni talimani. Nunat NSAni anginikhaaguyuk 1,900,000 km2, ovalo aviktukhimayut pingahunik munagivinik aviktuutaanut: Qikiqtaaluk, Kitikmeot ovalo Kivalliq. Pitilugit NWHSkut, 28nik nunakaktuk pingahuni aviktukhimayuni (Ikpatauyak 1) Nuna Nanisivik, umiktitauhimamat uyagakhiuvik umingmat, katitikhimayut ilaukatauhimayut tahapkononga Ikpiarjumut. Hamani ilangani, pihimayut atugutingit ihivgiuktut, ukauhiit pihimayut 28nik nunakaktuk. Kihimi ilangani 4, (iniktigutait) ukakhimayut 27nik nunakaktuk. Umayukhiuktut inuuyut nunaligalaani titigakhimayut kanitkiyaanut nunanut autlaakpaktut niuvigiakatakhutik umayukhiutjutikhaminut ovaluniit inuuvaktut ilaani ukiuni ilangani. Katitigutit katitikhimayut tahapkonanga Inunit naalautikut ovaluniit ukakatigivlugit inminik pulaagaagata nunanut.

Inugiagitautait NSAmi tikivyaktuk 27,000nik inunik, 85%kuyut Inuit. Ikpatauyak1mi takukhauyuk Inuit inugiagitautait, tamamik 28ni nunani 1999mi, kitkani ihivgiuktut pitilugit (Kavamatkut Nunavumi 2002).

Katitigutit katitikhimayut pilikhimayut Julymi 1996 ovalo pivlutik Junemut 2001. Kiguvakhimayut ilangini nunani ayokhakhimagamik nunani havaktukhanik ovalo titigagutainik umayukhiuktut. Hapkoa ayokhagutit naamakhihimayut tatkikhiutini kilamik (ilangani 3.7) kihimi angikhimayut NWMBkut (ikayuktauplutik Nunavumi Iniktiligiyit Katimayigalaanit) ihivgiuktut ubluit tamaat NSAmi piniaktut umayukhiukviit June 1mit, 1996 – May 31mut, 2001 ikpianagutait ihivgiugutit ilangani nunani naitkiyauniaktut talimani ukiuni pihimaitumik angivalaaktunik ihivgiugutinik ilangit nunani. Umayukhiukhimayut katitigutait katitikhimayut nunani Iqaluit ovalo Kinngait pitinagu Augustmi 1997 naamagiginamiuk atungitut. Kangiklinikmi ayokhagutit pihimayut katitigutit katitikhimatilugit pitjutiplugu pihimaitut katitigutait Junemi 1996 ovalo Septembermit 1997 – Februarymut 1998. Iniktigutait pihimaitut tatkikhiutini titigakhimayut anginikhait tatkikhiutit umayukhiukhimayut aalani pingahuni ovaluniit hitamani ukiuni takuyaami ukiuk tamaat naunaiyautaini.[3]

[3] Iniktigutait takulaaktut ilangani 6: nunanit iniktigutait ukautingit mikhaanut nunanut.

Ilangani 2: Nunavumi Nunataagutit Angigutaani Iluani: Aviktukhimayut ovalo Nunait

Ikpatauyak 1: Nunavumi Inugiagitautait Naunaiyautait

Nunat		Inuit Inugiagitauyait*
Qikiqtaaluk		
	Ikpiarjuk	627
	Kinngait	1,130
	Kangiktugaapik	737
	Aujuituq	145
	Sanigayaq	585
	Igloolik	1,246
	Iqaluit	2,956
	Kimmirut	408
	Nanisivik	23
	Pangnirtung	1,354
	Mitimatalik	1,240
	Qikiqtarjuaq	508
	Qaujuituq	174
	Sanikiluaq	631
Kitikmeot		
	Kingauk	16
	Ikaluktutiak	1,110
	Ukhuktuuq	920
	Kugaaruk	549
	Kugluktuk	1,210
	Taloyoak	714
	Umingmaktok	47
Kivalliq		
	Arviat	1,568
	Kamanituaq	1,349
	Igluligaajuk	335
	Salliq	775
	Kangiklinik	1,730
	Naujaat	567
	Tikigaqjuaq	293
Nunavumi Tamaat Inuit	22,947	

* Inugiagitauyait 1999mi pihimayut Ihivgiuaaktiligiyit ovalo Katitiligiyit Munagiyiit, Munagiyit Kavamakatigiiligiyit, Kavamatkut Nunavui (2002).

3.2 Naunaiyautait Umayukhiukhimayut

Ihivgiuktut hanauyakhimayut titigalugit amigaitjutait tamamik nunani umayut, tingmiat (ovalo maniit), ikaluit ovalo ikaluvaluit pivaktut Inuit atuktakhait. Umayut titigakhimayut tamamik aviktukhimayuni naunaiyakhimayut hivuliminut atukhugit kihimi tuhaktakhat aalat umayut titigakhimayut ilaani.Titigakhimayut katitikhugit ilauyut hapkoa; nanuit,[4] tugaat kilaugait ovalo aiviit, umayukhiukhimayut naunaiyautait titigakpamatat inminik kotakut ovalo naunaiyautakagamik atukhutik. Katimayigalaat ihimavaktut hapkoa inminik katitikhimayut tunilaamata nakuuyunik naunaiyautikhainik Umayukhiukhimayut Ihivgiugutait iniktigutaani.

[4] Nunani havaktiit ukaktauhimayut pingilutik katitigutainik nanuit hivulimi ukiumi, kihimi piyut Kitikmeoni ukiungani.

Ikpatauyak 2: Umayut Katitigutait Naunaiyautaitlu

Atiit Atukpaktut			Kablunaat kauyimayatukangit atiit	Ilangit katitigutait katitikhimayut
Angiyut Umayut	Tuktut	Nunani Tukut	*Rangifer tarandus groenlandicus*	L, S, A
		Kananami Kikiktani tuktut	*Rangifer tarandus pearyi*	L, S, A
		Tuktuvaluit	*Rangifer tarandus tarandus*	L, S, A
		Kikiktani tuktuit	*Rangifer tarandus groenlandicus* *Rangifer tarandus pearyi*	L, S, A
	Umingamait		*Ovibos moschatus*	L, S
	Tuktuvait		*Alces alces*	
	Nanuit		*Ursus maritimus*	L, S
	Akhait		*Ursus acrtos*	
	Kiniktut Akhait		*Ursus americanus*	
Nuyakaktut Umayut	Amaguit		*Canis lupus*	
	Ukiuktaktumi Tigiganiat	Kakuktut	*Alopex lagopus*	
		Kiniktut		
	Kalaliit tigiganiat	Kaalaat	*Vulpes vulpes*	
		Kipliktut		
		Aupayaavyaktut		
		Kiniktut		
	Kivgaluit		*Ondatra zibethicus*	
	Kalviit		*Gulo gulo*	
	Pamiuktuuk		*Lynx canadensis*	
Mikiyut	Ukaliit		*Lepus arcticus*	
	Hikhiit		*Spermophilus parryii*	
Tagiumi Umayut	Natiit	Natiit	*Pusa hispida*	
		Ukyuit	*Erignathus barbatus*	
		Qairulik	*Pagophilus groenlandicus*	
		Qanigiaq	*Phoca vitulina*	
		Nahakakatutut Natiit	*Cystophora cristata*	
	Akviit		*Odobenus rosmarus*	L, S
	Kilalugait	Tuugaat	*Monodon monoceros*	L, S
		Kilalugait	*Delphinapterus leucas*	L, S
		Aiviit	*Balaena mysticetus*	

Atiit Atukpaktut			Kablunaat kauyimayatukangit atiit	Ilangit katitigutait katitikhimayut
Tingmiat	Uluaguliit	Kanguit	*Chen caerulescens*	
		Uluaguliit	*Branta canadensis*	
		Kakat	*Chen rossii*	
		Niklivik	*Anser albifrons*	
	Tingmiat	Kingaliit	*Somateria spectabilis*	L, S
		Mitiit	*Somateria mollissima*	L, S
		Aahangiit	*Clangula hyemalis*	
		Aknaviat	*Anas acuta*	
		Mitiit	*Anas platyrhynchos*	
		Nuyaralik	*Mergus merganser*	
		Red breasted merganser	*Mergus serrator*	
		Greater scaup	*Aythya marila*	
		Lesser scaup	*Aythya affinis*	
		Black scoter	*Melanitta nigra*	
		White-winged scoter	*Melanitta fusca*	
		Surf scoter	*Melanitta perspicillata*	
	Kukyuk		*Cygnus columbianus*	
Aalat Tingmiat	Maligiit	Maligiit	*Gavia immer*	
		Ukiuktatumi maligiit	*Gavia arctica*	
		Akhaaluit	*Gavia stellata*	
		Tuulik	*Gavia adamsii*	
	Black guillemot		*Cepphus grylle*	
	Akpa		*Uria lomvia*	
	Akilgiit		*Lagopus lagopus* *Lagopus mutus*	
	Tatilgait		*Grus canadensis*	
	Ukpiit		*Nyctea scandiaca*	
Maniit	Uluaguliit maniit	Kanguit maniit		
		Uluaguliit maniit		
		Kakaat maniit		
		Nikliknat maniit		
		Nikliviit maniit		
	Tingmiat maniit	Kingaliit maniit		L
		Mitiit maniit		L
	Kukyuit maniit			
	Ihungat maniit			
	Nauyait maniit			
	Akpait maniit			
	Black guillemot eggs			
Aomauyaotait	Kiviut			L

Atiit Atukpaktut		Kablunaat kauyimayatukangit atiit	Ilangit katitigutait katitikhimayut
	Ikaliviit	*Salvelinus alpinus* anadromous	L
	Ikaliviit	*Salvelinus alpinus* non-anadromous	
	Ikalupiit	*Salvelinus namaycush*	L
	Northern pike	*Esox lucius*	
	Arctic grayling	*Thymallus arcticus*	
	Kapihilik	*Coregonus clupeaformis*	
	Siulik	*Lota lota*	
	Kapihilik	*Coregonus autumnalis*	
	Eetuuk	*Coregonus sardinella*	
	Aanakhiik	*Stenodus leucichthys*	
	Ugak	*Gadus ogac* *Boreogadus saida* *Gadus morhua*	
	Kanayuk	*Myoxocephalus spp.*	
	Turbot	*Reinhardtius hippoglossoides*	
	Uviluit	*Mya spp.*	
	Uviluvaluit	*Mytilus edulis*	

Pihimayut hamanga: (American Ornithologists' Union, 1998; Jones et al., 1997; McClane, 1978), L = Nani umayukhimayut, S = Naunaiyautaa aknauyaakhait ovaluniit angutauyaakhait umayut, A = Ukingit umayut

Umayut naunaiyakhimayut umayukataini; nunani umayut, tingmiat ovalo ikaluit. Kihimi ataani umayut naunaiyautait ilangit; tuktuit[5], ovalo kanugituutait naunaiyautait akilgiit, uugat, kanayuit ovalo uviluit. Ilaani umayut ilihimaitut katitikhimayunut tuhaktitivaktut. Hamna tuhagutikhait ilivaktut katitigutini aatjikutaatut umayunut ovalo titigakpaktut aatjikutaani ilanganut. Hapkoa katitikhimayut nalvaaktaugaagamik unguvaktauvaktut katitikhimayunit. Naitumik titigakhimayut hamani katitikhimayuni takulaaktut ikpaauyakmi 3mi.

Ikpatauyak 3: Aalat umayut titigakhimayut Umayukhiukhimayut Ihivgiuktunit

Nunani	Umayut	Ihivgiuktut ukiungani	Kafiit Umayukhiukhimayut
Kingauk	Herring	2	16
		3	2
		5	3
	Flounder	2	151
		3	1
Umingmaktok	Capelin	2	732
Sanikiluaq	Harlequin Duck	1	1
		2	4
Mitimatalik	Tigiak	5	1

[5] Tuktut umayukhiukhimayut ilauyut ilangani umayut naunaiyautaani katitikhimayuni ikpatauyani

Umayukhiukhimayut naunaiyakhimayut umayut tukutauhimayut ovalo pihimayut. Hamna tamamik aatjikutaa naunaiyautaini "umayukhiukhimayut" NLCAmi ovalo nakuutkiyait atukhimayut ihivgiuktuni. Katimayigalaat angikhimayut naamangituk pigumi katitilugit katitikhimayut umayunut tukuhimayut kihimi tamaihimayut ovaluniit tukutauyut ovalo pihimaitut (NWMB, 1995b).

Ilaa umayukhimayut amigaitjutait titigakhimayuugaluit pihimayut umayut tukuhimayut ovalo pihimayait, kiviut tuhaktitihimayut amigaitjutainik ivaviit maninut kiviut katitikhimayut (katitikhimayut ikpatauyait takupkaihimayut kiviunik katitikhimayut titigakhimayut taimaatut). Umayukhiuktut ilaani tuhaktitivaktut ikaluktaminik ovalo ikaluvaluit ukumaiyautainut pingithutik amigaitjutainut. Taimaitpat, katitiligiyit titigaktiit atulikpaktuk nunanit atuktainik kafiuyaakhaita ikaluit pivaktut.

Naunaiyautait aknauyaakhaita ovaluniit angutauyaakhaita ovalo ukiungit umayukhimayut katitikhimayut ilangini umayuni (Ikpatauyak 2). Hapkoa katitikhimayut ilaungitut hamani tuhaktakhami kihimi pilaaktut apigilutit NWMBkunit.

Ikayuktut Katimayigalaat ihumavaktut hivulimi atugutikhait Umayukhiukhimayut Ihivgiugutait iniktigutaini naunaiyalugit hivulimi piyumayait naunaiyautainik. Kihimi NLCAmi titigatiakhimaitaagaluanga huna hivulimi piyumayait naunaiyautainik, Katimayigalaat ukakhimayut imaatut:

> *"Titigakhimayuk angigutaani pihimayut hivulimi piyumayait naunaiyautainik amigaitjutait umayut pivaktait inminik ovalo inuuviniit atuktakhainik. ...Umayukhiuktut ovaluniit katitiktut atuni-*

agumigit amiit, aomaoyaotait, kingminut nikikhainik, hanauyauliugutiginiaktait ilangitlu, ilitagiyauniaktut "hivulimi piyumayait" ilanganut, pihimakpata kinguliani atuniaktut umayukiuktit nunaini ovaluniit ilaugumi nunakatigiinut niuvikataktakhaini. Ilangit pilaitut ihumagiyauyut ilangit "hivulimi piymayait" ilangit umayukhiukhimayut ovaluniit katitikhimayut kinauyaliuniagutinik niuvilaat nikikhat hilataani Nunavumi Nunataagutit Angigutaani Iluanit." (NWMB, 1995b: 2)

Kitkaniituk kihimi nuyaliit umayut ilaunginaktut. Pikatagamik tamamik aviktukhimayut atukpaktut aalatkiinik atuktainik iniktigutaini hamna atuguti. Qikiqtaalumi ovalo Kivalliqmi, nunani havaktiit ukaktitauhimayut pilutik katitikhimayunik kinauyaliugutinik umayunik kihimi titigalugit umayukhimayut ukautiani ilangani katitikhimayut makpigaani. Hapkoa umayukhimayut ilauyut; ikaliviit ovalo ilangit tukut. Kitikmeoni, umayut pivaktut amigaitunik kinauyaliuktuni umingmait ovalo tuktuit umayukpaktut titigaktauyuitut, kihimi kinauyaliukhimayut umayukhiuktuni ikaliviit ilauhimayut amigaituni katitikhimayunut. Pihimamat aatjikiingitut titigagutaini kinauyaliuktut katitikhimayuni nunanit ovalo nunat iluanit havaktaini aalatkiit nunani havaktut ayonavyakpaktuk aviktunahuakhugit kinauyaliuktut ovalo inminik atuktakhainik umayut atukhugit maligutikhat ilihimayait Ikayuktut Katimayigalaat. Atugutait atukhimayut munagivlugit kinauyaliuktut umayukhiuktuni titigakhimayut hamani.

Hapkoa kinauyaliukhimayut katitikhimayut unguvakhimayut katitikhimayunit:

- Titigakhimayut angiyunit kinauyaliukhimayut umayukhimayut; umingmait Ikaluktutiamit;
- Titigakhimayut ukakhimayut naunaiyakhimaplutik umayukhimayut niuviktauhimayut ikalukhiukvimi ovaluniit uyunik hanavianut ovaluniit naunaiyakhimayut umayukhiukhimayut "niuviktauhimayut" ovaluniit kinauyaliugutigihimayut.

Hapkoa kinauyaliukhimayut katitikhimayut pihimayut katitikhimayunit ovalo ilauyut umayukhiuhimayunit ilanganut:

- Titigakhimayut tamamik nuyaliit umayukhimayut;
- Titigakhimayut ukakhimayut naunaiyakhimaplutik umayukhiukhimayut niuviktauhimayut nunani nigiyakhaini, ilaa; nunani HTOkunut ovaluniit atauhimut niuvikvimut nunamini.

Ihivgiukhimapluni, 86kuyut talvatuak titigakhimayut (145,000nitt tamaat) nalvaakhimayut naunaiyakhimayut umayukhimayait niuviktauhimayut. Hapkonanga titigakhimayunit 43kuyut talvatuak pihimayut maligutikhainut unguvagiani titigakhimayut hamani ovalo unguvakhimayut katitikhimayunit. Naitumik titigakhimayut hapkoa tuhaktakhat takulaaktut ikpatauyakmi 4. Mamiana, amigaitut umayukhiuktut titigaktauhimaitut kinauyaliukhimayut iluani ukautaini ilangani ihivgiugutini, taimaimat, nalunaktuk kanuk aalatkiiktut hapkoa piyumayaini umayukhiugutinit. Ilangani 6mi pihimayut naunaiyautait kinauyaliuktut umayukhiuktaminik tamamik nunanit (pilaakat) ihivgiuktilugit ovalo naitumik ukakhimayut ihumagiyait umayukhiukhimayut ilauyaakhaita naunaiyautaini. Hamna tuhagutikhak atuktuk ukautainit pihimayut nunanut pulaakhimatitlugit, ukakatigiyaptini nunanit havaktinit ovalo kinauyaliukhimayut katitigutinit katitikhimayut aalanit pihimayunit.

Umayukhimayut tunihimayut umayukhiuktut nunainut (ilaa, nuna umayukhiuktup titigakvigihimayainut), umayukhiuktuk umayukhiugalualuni nunani aalani nunaini.

Ikpatauyak 4: Kinauyaliukhimayut umayut unguvakhimayut Umayukhiukhimayut Ihivgiugutaani Katitikhimayunit

Nunani	Umayut	Ihivgiukhimayut Ukiungani	Amigaitjutait Umayukhimayut
Ikpiarjuk	Ikaliviit	1	185
Arviat	Ikaliviit	1	174
		2	60
Kamanituaq	Tuktut	1	6
Ikaluktutiak	Ikaliviit	3	9075
		5	1000
	Tuktut	1	50
	Umingmait	1	40
Kangiktugaapik	Ikaliviit	4	111
Ukhuktuuq	Tuktut	1	1
Sanigayaq	Ikaliviit	5	15
Iqaluit	Ikaliviit	4	120
Kugluktuk	Tuktut	1	2
Pangnirtung	Ikaliviit	3	3075
		4	740
	Uugait	3	320
	Turbot	3	200
Mitimatalik	Ikaliviit	3	134
Kangiklinik	Ikaliviit	1	310
	Tuktut	1	7

3.3 Naunaiyautait Umayukhiuktut

Ihivgiuktut inugiagutait hivulimi naunaiyakhimayuugaluit "Inuit nunakatigiit Nunavumi Nunataagutit Angigutaani Iluani" ovalo inuinaungitut Nunavumi nunaini ilitagiyauhimayut nunanit umayukhiuktut umayunik piyaamini atuktakhaminik inminik ilakatimilu ovalo ovaluniit inuuviviniit atuktakhainik Nunavumi Nunataagutit Angigutaani Iluani (NWMB, 1995b). Malikhugu hamna ilauyut tahapkoa inuinaungitut tuniyauhimayut Inuit Umayukhiugutit inminiigutainik ataani ilan-

gani 5.7.34 NLCAmi ovalo ilauyut aknait. Havaguti naunaiyaitaa "Umayukhiuktuk" iniktigutaani ilaa Ilauyuk NLCAmut, ukiulik 16nik avataanutlu ovalo ilauyuk umayukhiukhuni, ikalukhiukhuni ovaluniit nanigiakhiukhuni umayunik ukiuni (NWMB, 1998). Umayukhimayut ilauyunut ataani ukiukaktunut 16nik titigakpaktut angayukaaganut. Atukhugu, maligutait ilauyaami inuinaungitut tuniyauhimayut inminiigutikhainik umayukhiugiami aatjikiingitut. Ihiaviufaakhuni ihivgiugutini nunanit HTOkunit ovalo umayuligiyit pihimayait naunaiyaitait amigaitjutait umayukhiuktut tuniyauhimayut iniminiigutinik umayukhiulaat nunamini ihivgiuktitlugit. Hamna naunaiyautaa takulaaktuk ikpatauyami 10 ovalo ukakhimayut ilangani 6 malikhugu katitikhimayut ikpatauyat kitumikiak nunamit. Aalat pilaaktut ihuinaakhimayut mikhaanut naunaiyautait umayukhiuktut ukakhimayut ilangani 5.2.1.

3.4 Umayukhiuktut titigagutait

NWHSkut ihivgiungitut tamamik Inuit Ilauyunik kihimi tahapkoa Inuit naunaiyakhimayut "Umayukhiuktit" (ilangani 3.3). Hamna hanahimaygut "Atuktakhamik Titigagutainik Katitikhimayunik" tamamik umayukhiuktit naunaiyakhimayut atuniaktami uktugutikhat ilangani ihivgiuktuni. Hamna ilauyuk pingahuni atuktauptini. Hivulimi atukhuta pihimayuni munagiyut katitihimayainit hanagiami hivulimi katitikhimayut Inuit pihimayut naunaitunik mikhaanut kinauyut, ukiungit ovalo nunait. Hamna katitikhimayut pihimayut, Katitiktuiyit Kanatami ikluniitut naunaiyautait; Inuit Ilauyut titigakhimayut malikhugu NLCAmut; ovalo katitikhimayut Umayukhiuktit Laisinsiinut (GHL) tiguhimayut. Aipaani, pihimayut, atukhugit nunanit (nunani havaktit ovalo nunait) nalungitait, kitut Inuit umayukhiukhimayut ukiumi. Tamamik umayukhiuktut titigakhimayut katitikhimayunut tunihimaplugit naunaiyautainik namanik (alpha-numeric code), naunaiyautait atukhugit naunaiyautait nunait nunakatigiigiyainut. Pingahuani, pihimayut nutaat NWHSmut, naunaiyautaitakhainut umayukhiuktit katitikhimayut ilaani umayukhiuyuktut, umayukhiukatainaktut ovalo umayukhiukpiaktut. Hamna atuktuk ukakhimayuk ilangani 3.5mi kihimi ukakhimayuk hamani naunaiyautait umayukhiuktit katitikhimayunut pihimamata aatjikutaani titigaktautitlugit.

Nunani havaktiit munagiyut pihimaplutik katitikhimayunik ublumi tamaat tamaatlu tatkikhiutini ihivgiukhimayut, malikhugit Inuit piliktut ovaluniit pihuiktut pilaagiamini ovaluniit nuutitihimayut aalanut nunanut. Aalangukhimayut titigagutait pilaaktut kitumikiak hapkonanit:

- Nutaat titigakhimayut (ilaa; inuulgamiit umayukhiuktit 16nik ukiulikaliktut)
- Aalangukhimayut umayukhiugutait
- Tukuhimayut
- Itiktauhimayut
- Nuutitikhimayut iluanut ovaluniit hilataanut nunaminit

Maliktangit kanugitaakhait hapkoa aalangukhimayut nunani havaktiit titigalutik, Naunaiyautikhainik Aalangukhimayut Titigagutait (NOCIR) makpigaat (ilangani II) ovalo sukatukut tuyuklugit aviktukhimayut titigakvianut. Makpigaat ihivgiuktauhimayut RLOnit ovaluniit DECnit aviktukhimayumi, tuniplugit sukatukut NWMBkut titigakvianut titigakhimayut katitikhimamata ublumianut ihuakhalaagiami ovalo ihivgiugutit makpigaat sukatukut utiktivaktut aviktukhimayut katitikvianut. Ilaani, aalangukhimayut titigakhimayut ikpatauyait ihivgiufaaktuni atuktaini pihimaitumik iniktigutainik NOCIR makpigaat. Taimatkaagat, titigakpaktut ukautaini titigagutait ikpatauyaini titigakhimaplugit kanga aalangukhimayut, kinamit ovalo humat.

Ihivgiuktut Munagiyiit ovaluniit Katitikhimayut Munagiyiit aalangukhimayait titigagutait katitikhimayut malikhugit (tuniplugit nutaanik namakhainik, alpha-numeric codes ovalo naunaiyafaakhugit umayukhiuktit pilaitut ihivgiugiagani tatkikhiutimi) ovalo ukautiplugit nunani havaktiit nunanut aalanut nuutitihimayut.

Ikpinagutait hamna atuktut ihuakhakhimayut hivulimit atuktakhainik titigagutaini katitikhimayut tamamik tatkikhiutini. Hapkoa ihuakhautit atukpaktut hanaplutik tamaat tatkikhiutini umayukhiuktit katitigutait Inuit pilaitut ihivgiuktaungilutik talvani tatkikhiutimi ilaungitut ovalo nutaat umayukhiuktit ilavlugit. Ublumi tatkikhiutimi titigagutaini katitikhimayut kitumikiak tatkikhiutini aatjikiiktuk amigaitjutainik Inuit pilaaktut ihivgiutaulaalutik tatkikhiumi. Amigaitjutait umayukhiuktit katitikhimayut atuktakhami titigagutaini amigaikhimayut ihivgiuktilugit, ilaa umayukhiuktit ilagalualugit, unguvaktitauhimainamik atuktakhami titigagutaini (namanik naunaiyatikafumik pihimayut).

RLOkut tamamik aviktukhimayuni apigiyauhimayut tunilutik tuhagutikhainik kanuk atuktakhat titigagutaini hanahimayut. Hamna tuhagutikhak takulaaktuk Ikpatauyami 5. Amigaituni nunani, ilaa, Qikqtaalumi ovalo Kivalliqmi, pulaakataktut iklunut nunani havaktinit. Ilauyut katitiguait havaktauhimamata ovalo inikhimaitilugit ihivgiuktut pilihaaliktitlugit. Pingmata, hamna maliguti atukhimayuk malguni nunani (ikpiarjuk ovalo Kinngait Qikiqtaalumi). Kitikmeoni, katitikhimayut hanahimayut atukhutik GHLnik katitikhimayunit kihimi Kugaarukmi, katitikhimayut hanahimayait nunani havaktiit atukhuni nalungitaminik. Kingaumi, GHLnik katitikhimayunit ilauhimayut nunaminik nalungitaiminit ilavlugit umayukiuktit titigagutainut katitikhimayunut.

Piyumayait aalangugutait titigagutait naunaitkutaini ilaa, umayukhiukti nalvaakhimayut tatkikhiutini ukakatigigaagamigit, kihimi pilikpaktut autakhimaliktut aalangukhimanialutik nunanut aalanut autlagaagamik ilaani naluhuikpaktut tatkikhiutini amigaituni. Umayukhiukti ukakatigingitpat atauhimik ovaluniit malgunik tatkikhiutini, ikpinaktuk naunaiyagiami inuuhuiktuk nunamini ovaluniit ayokhaktut takuyaami. Ilaani, nuutitiyut amigaitkiyanik malgunik tatkikhiutini, umayukhiukti unguvaktauvaktuk katitikhimayunit nunaminit ovalo ilavakhuni nutaamut nunaminut (nuutitihimakpat Nunavumut nunainut) pigiagani ukakatigiyakhait. Ilaani hamna

atukpaktuk umayukhikti autakhimayuk nunaminit atauhimik tatkikhiutini. Hamna pivaktuk nunani havaktit ukaktaugaagami umayukhiukti nuutitihimayuk, pulaakafukhimatitlugu aalamut nunamut. Hamna pikatangituk ovalo ikpinaituk angiyumik piyangani. Titigakhimayut ukautait nuutitikhimayut titigakpaktut ukautaini ilangani ihivgiuktut titigagutaini ikpatautaini.

Amigaitjutait umayukhiuktut titigakhimayut tamamik ukiuni nunanit takulaaktut ikpatauyami 6mi. Tamaat amigaitjutait Inuit titigaktauhimayut ihivgiukhimayuni (ilaa, tamaat amigaitjutait uktukhimayut iluani talimani ukiuni tamamik 28ni nunanit) 6,018kuyut. Ilangit umayukhiuktit umayukhuyumata ovalo hunauva titigaktauhimayut amigaituni nunani, tamaat amigaitjutait Inuit titigaktauhimayut ihivgiuktuni mikitkiyauniaktuk tamaini tamamik nunanit amigaitjutainit.

Ikpatauyak 5: Nunani Umayukhiuktit Titigagutaini Maligutait

Nunani		Umayukhiuktit titigagutait atuktut	Kina naunaiyakhimayuk Inuit titigakhimayut	Kina titigakhimayaa umayukhiukti
Qikiqtaaluk	Ikpiarjuk ovalo Nanisivik	Ilauyut katitigutaini (Ikpiarjuk), pulaakatakhuni (Nanisivik)	Nunani Havakti (FW)	FW ukautaupluni
	Kinngait	Ilauyut Katitigutaini	FW	FW ukautaupluni HTIOkut ikhivautaanit ovalo umayukhiuktit ilaani
	Kangiktugaapik	Pulaakatakhutik iklunut	FW	FW ukautaupluni umayukhiuktinit
	Aujuituq	Pulaakatakhutik iklunut	FW	FW ukautaupluni umayukhiuktinit ilaani
	Sanigayaq	Pulaakatakhutik iklunut	FW	FW ukautaupluni umayukhiuktinit ilaani
	Igloolik	Pulaakatakhutik iklunut	FW	FW ukautaupluni umayukhiuktinit ilaani
	Iqaluit	Pulaakatakhutik iklunut	FW	FW ukautaupluni umayukhiuktinit ilaani
	Kimmirut	Pulaakatakhutik iklunut	FW	Naunaktuk
	Pangnirtung	Pulaakatakhutik iklunut	FW	FW ukautaupluni umayukhiuktinit ilaani
	Mitimatalik	Pulaakatakhutik iklunut	FW	Naunaktuk
	Qikiqtarjuaq	Pulaakatakhutik iklunut	FW	Naunaktuk
	Qaujuituq	Pulaakatakhutik iklunut	FW	FW ukautaupluni umayukhiuktinit
	Sanikiluaq	Pulaakatakhutik iklunut	FW	FW ukautaupluni umayukhiuktinit ovalo HTOkut munagiyiit
Kitikmeot	Kingauk	GHLni katitihimayut ilahimaplutik FW, RLO ovalo HTOkunit	FW, umayukhiukti, RLO, HTO	FW, umayukhiukti, RLO, HTO
	Ikaluktutiak	GHLni katitihimayut	FW, umayukhiukti, RLO, HTO	FW, umayukhiukti, RLO, HTO
	Ukhuktuuq	GHLni katitihimayut	FW, umayukhiukti, RLO, HTO	FW, umayukhiukti, RLO, HTO
	Kugaaruk	FW hanahimayuk katitihimayunik inminik nalungitaminit	FW, umayukhiukti, RLO, HTO	FW, umayukhiukti, RLO, HTO
	Kugluktuk	GHLni katitihimayut	FW, umayukhiukti, RLO, HTO	FW, umayukhiukti, RLO, HTO
	Taloyoak	GHLni katitihimayut	FW, umayukhiukti, RLO, HTO	FW, umayukhiukti, RLO, HTO
	Umingmaktok	GHLni katitihimayut	FW, umayukhiukti, RLO, HTO	FW, umayukhiukti, RLO, HTO
Kivalliq	Arviat	Pulaakatakhutik iklunut ovalo takuplugit	FW ovalo umayukhiukti	FW ukautaupluni umayukhiuktinit
	Kamanituaq	Pulaakatakhutik iklunut ovalo takuplugit	FW ovalo umayukhiukti	FW ukautaupluni umayukhiuktinit
	Igluligaajuk	Naunaktuk	Naunaktuk	Naunaktuk
	Salliq	Pulaakatakhutik iklunut ovalo takuplugit	FW ovalo umayukhiukti	FW ukautaupluni umayukhiuktinit
	Kangiklinik	Naunaktuk	Naunaktuk	Naunaktuk
	Naujaat	Pulaakatakhutik iklunut ovalo takuplugit	FW ovalo umayukhiukti	FW ukautaupluni umayukhiuktinit
	Tikigaqjuaq	Pulaakatakhutik iklunut ovalo takuplugit, naalautikutlu	FW ovalo umayukhiukti	FW ukautaupluni umayukhiuktinit

Ikpatauyak 6: Tamaat umayukhiuktit titigakhimayut nunainut, ukiumi

Nunani		Ukiumi 1	Ukiumi 2	Ukiumi 3	Ukiumi 4	Ukiumi 5	Tamaat
Qikiqtaaluk	Ikpiarjuk ovalo Nanisivik	267	254	250	245	257	310
	Kinngait	n/d	504	481	472	423	510
	Kangiktugaapik	198	213	214	223	218	245
	Aujuituq	40	43	55	61	58	73
	Sanigayaq	137	147	146	142	165	181
	Igloolik	212	233	246	259	273	307
	Iqaluit	n/d	350	400	406	415	540
	Kimmirut	96	99	102	104	97	114
	Pangnirtung	184	191	194	197	194	224
	Mitimatalik	263	277	294	331	355	408
	Qikiqtarjuaq	114	116	124	163	157	192
	Qaujuitq	51	64	65	70	68	75
	Sanikiluaq	133	155	159	166	171	181
Kitikmeot	Kingauk	18	17	17	18	17	21
	Ikaluktutiak	332	347	338	347	332	391
	Ukhuktuuq	344	347	337	344	338	368
	Kugaaruk	63	80	80	86	88	102
	Kugluktuk	276	273	266	269	263	294
	Taloyoak	235	231	222	221	212	249
	Umingmaktok	31	30	21	17	11	31
Kivalliq	Arviat	379	380	387	395	393	410
	Kamanituaq	327	324	315	302	299	341
	Igluligaajuq	72	79	80	77	85	92
	Salliq	256	254	266	244	226	283
	Kangiklinik	379	372	367	364	362	424
	Naujaat	169	163	157	152	146	180
	Tikigaqjuaq	50	50	47	50	49	61
	Nunavut	4578	5451	5468	5528	5529	6018

3.5 Aviktukhimatjutait umayukhiuktit katitikhimayait

Ihivgiuktut hanauyakhimayut pulutik aviktukhimalugit umayukhiuktit katitikhimayut, piyaami hanayakhainik nakuutikiyanik naunaiyautait umayukhimayait umayukhiuktit ilaungitut ukakatigihimayunit (ataani uktukhimayut nunanit) ovaluniit takuyaungitut ovaluniit ilauyumangitut tatkikhiutini ukakatigiligamik.

Titigagutait katitikhimayut aviktukhimayut titigaktaugamik pinghunut naunaiyakhimayunut umayukhiukpaktut kanuk, hamungatut:

- Umayukhiunginaktuk: *"Umayukhiukti ubluk tamaat ovalo pikatakhuni umayukhiukataktuk tamaat ovaluniit tamaavyak ukiuni kanukiak umayukhiuyuktuk ukiuk tamaat. Nunanit nikikainaktuk iklumini."* (NWMB, 1998, naunaiyautimi 3)
- Umayukhiukataktuk: *"Umayukhiukti umayukhiukataktuk kihimi ukiuk tamaagungitumik kihimi ukiungani tamaat (hikumi natikhiuktuk, ikalivinik ikalukhiuktuk ovaluniit tuktuhiukataktuk). Ilaukatauyut pikataktuk naituugaluakhuni kihimi akhuutuk, pivaktut ublunik autlaakhuni ovaluniit havanaitumi."* (NWMB, 1998, naunaiyautimi 3)
- Ilaani Umayukhikataktuk: *"Umayukhiukti ilaani, pikatainakhimapluni, ilauyuk umayukhiugutini pivaktuk (ublumi ovaluniit malgunik ublunik tuktuhiukpaktuk ovaluniit tingmiakhiupluni ovaluniit ikalukhiuhuni ikaktuuyakut ilaani). Ilauyut naitumik pivaktut ilaani ublumi atauhikmik ovaluniit hananaitumi pivaktut."* (NWMB, 1998, naunaiyautimi 3)

Umayukhiuyuitut naunaiyakhimayut Inuit ilaungitut (pingitut ukiumi) umayukhiuktuni ovalo ikalukhiuktuni pikataktainik. Umayukhiuyuitut titigaktauhimaitut Umayukhiukhimayut Ihivgiugutaini (Berkes et al., 1995a).

Munagiyaini nunani havaktiit tamamik nunani naunaiyalugit tamamik umayukhiuktit titigagutait katitikhimayuni. Ikpatauyami 5 pihimayut (23nut nunani titigakhimayuni) nunani havaktiit naunaiyakhimayait umayukhiuktit imaatut:

- Ikayuktaupluni umayukhiuktinit (tamamik nunanit, tamaat ovalunii ilangit);
- Ikayuktaupluni HTOkunit (9ni nunanit, ilauplutik tamamik Kitikmeoni);
- Atukhuni nalungitaminik (talimat nunat, tamamik Qikiqtaqlumi).

NWHSkut ilingitut maligutikhainik ovaluniit naunaiyautikhainik hapkoa naunaiyautit. Naunaiyakhimayut atukhugit nalungitaminik nunani havaktiit ovaluniit umayukhiuktit inminik kanuk ilauniaktut inminut.

Ikpatauyak 7mi takukhauyuk aviktukhimayait titigakhimayut umayukiuktit aviktugutaanut, nunanut ovalo ukiungani. Ilangit nunat umayukhiunginaktut ikinmata amigaitjutait umayukhiuktut mikhaanut tamaat umayukhiukhimayut. Ilaa, atauhiukpat ovaluniit malguuk umayukhiukpiakpaktut titigakhimayunit ovalo tahapkoa umayukhiuktit ukakatigiyaungitut tatkikhiutini, umayukhiukhimayut naunaiyalaitut. Taimaimat aviktugutait umayukhiukpiakpaktut ilauyut 5%mik ovaluniit ikinikhait tamaat naunaiyaitait umayukhiuktit ilauhimayut pikataktunut aviktukhimayunut. Ovalo ikinmata umayukhiuktit Kingaumi ovalo Umingmaktokmi tamamik aviktugutait katitikhimayut tamani nunani. Kalakatumik ikpatauyami 7mi naunaiyakhimayut aviktugutait katitikhimayut atugiagani naunaiyautait tamaat umayukhimayut (ilangani 4).

Ikpatauyak 7: Umayukhiuktit titigakhimayut aviktukhimayuni, nunaini ovalo ukiungani

Nunat		1			2			3			4			5		
		O	A	I	O	A	I	O	A	I	O	A	I	O	A	I
Qikiqtaaluk	Ikpiarjuk ovalo Nanisivik	221	46	0	208	45	1	207	42	1	201	43	1	212	44	1
	Kinngait	n/d	n/d	n/d	399	67	38	381	63	37	372	63	37	324	61	38
	Kangiktugaapik	168	22	8	181	23	9	179	26	9	187	27	9	182	27	9
	Aujuituq	19	21	0	24	20	0	37	18	0	42	18	1	39	16	3
	Sanigayaq	57	56	24	64	60	23	61	61	24	61	57	24	81	58	26
	Igloolik	107	54	51	124	57	52	130	61	55	145	60	54	162	58	53
	Iqaluit	n/d	n/d	n/d	198	121	31	240	126	34	236	133	37	244	135	36
	Kimmirut	60	21	15	61	23	15	64	24	14	65	25	14	62	21	14
	Pangnirtung	86	72	26	95	70	26	98	70	26	107	65	25	108	62	24
	Mitimatalik	133	85	45	143	91	43	163	91	40	200	90	41	229	86	41
	Qikiqtarjuaq	81	32	1	83	32	1	91	32	1	128	33	2	125	29	3
	Qausuituq	21	23	7	33	24	7	34	24	7	39	24	7	38	24	6
	Sanikiluaq	57	55	21	71	62	22	75	62	22	81	64	21	85	65	21
Kitikmeot	Kingauk	12	3	3	11	3	3	11	3	3	11	4	3	10	4	3
	Ikaluktutiak	259	58	15	272	60	15	262	61	15	268	61	18	255	60	17
	Ukhuktuuq	300	41	3	298	43	6	289	42	6	294	42	8	289	41	8
	Kugaaruk	23	24	16	25	37	18	28	36	16	29	40	17	32	38	18
	Kugluktuk	177	99	0	174	99	0	168	98	0	172	97	0	168	95	0
	Taloyoak	189	36	10	185	36	10	178	35	9	174	38	9	170	33	9
	Umingmaktok	23	8	0	23	7	0	15	6	0	13	4	0	9	2	0
Kivalliq	Arviat	309	64	6	309	65	6	312	69	6	315	74	6	312	74	7
	Kamanituaq	264	62	1	263	60	1	252	62	2	240	60	2	234	63	2
	Igluligaajuq	40	21	11	45	23	11	46	23	11	43	24	10	47	29	9
	Salliq	113	110	33	112	111	31	124	110	32	105	108	31	94	104	28
	Kangiklinik	238	86	55	240	80	52	235	80	52	228	82	54	226	83	53
	Naujaat	108	55	6	105	52	6	103	48	6	103	43	6	96	44	6
	Tikigaqjuaq	32	16	2	32	16	2	31	16	0	32	18	0	30	18	1
	Nunavut	3070	1159	357	3681	1364	422	3699	1361	423	3771	1357	432	3776	1339	428

3.6 Pikatakhimayut uktugutit angiyuni nunani

Pinahuaktait ihivgiuktuni tikinahuakhugu tamaat katitigutikhainik tamamik titigakhimayut katitikhimayuni tamamik nunani. Kihimi, kinauyakaluangimat, pingitut havaktikhanik pigiagani tamaat titigakhimayut katitikhimayut angiyuni nunani. Ikayuktit katimayigalaat angikhimayut uktulutik 2/3nik umayukhiuktit pikatakhimalugit atuklugit hapkonani nunani, piyaami munagilaaktainik atauhik nunani havaktihat. Hivulimi ihivgiuktukhat hanauyakhimayut pitkuhimayait hamna atuklugu Iqaluni, kangiklinikmi ovalo Ikaluktutiami (Berkes et al., 1995a). Pitinagit katitigutit katitikhimayukhat, hamna maligutikhak angiklihimayuk nunanut Kinngaini, Kugluktukmi, Ukhuktuuqmi, Arviami ovalo Kamanituaqmi (tamamik nunat 275nik umayukhiuktinik titigakhimayut hivulimi ukiumi). Kihimi iniktikhimaitut Iqaluni, kiguvakhimamat umayukhiuktinik titiganahuagutaini ovalo ihumaalugigamiuk mikhaanut ataaniimat atiktuitjutikhait ilauyukhanik. Kamanituaq unguvaktauhimayuk katitiktunit uktugutikhani nunani Januarymi 1999 ikitpalaamata ilauyukhat.

Hivulimi uktunahuat uktugutini ilaulutik tamamik umayukhiuktit umayukhiukpiayuktunit ovalo umayukhiukataktunit aviktugutaani, ovalo pikatalugit kafiuyaakhait umayukhiuktit ilaani umayukhiukpaktunit piyakhat 2/3mi uktunahuagutini (pikatalugit pikataktaini pihimayut aviktuhimaplugit tamamik aviktukhimayunit). Hamna nutaak katitikhimayuk uktukhimayut umayukhiuktit taivaktuk "ukakatiginiaktait katitikhimayut" (ilaa titigakhimayunit katitikhimayut). "Titigakhimayuni katitikhimayut" umayukhiuktit "ukakatiginiaktait katitikhimayut" tunihimayut pitkutitiaktanganit ovalo umayukhiuktit ukakagilaitait tunihimayut pilaitut naunaitkutaanik.

1997mi, ukakatiginiaktait katitikhimayut nunani Arviami ovalo Kangiklinikmi ihuakhihimayukhat ilaa ihuinaakhimamata nalvaakhimayut kitkani aviktukhimayunit ovalo katitikhimayut pihimayait hivunikhaini titigakviit. Nutaat aviktugutikhait maligutikhait atulikhimayut tamamik umayukhiunginaktut ovalo umayukhiukpiayuktut ovalo 1/3mi ilaani umayukhiuyuktut ihivgiuktauniaktut. Hamna pihimayuk nutaamik "ukakatiginiaktut katitikhimayut" atukhimayuk ihivgiuktitlugit tahapkonani nunani. Ikpinaguaa tahapkoa malguk uktugutit nalvaalaaktuk ikpatauyami 8mi.

Ikpatauyak 8: Uktunahuaktut uktugutikhat

Pinguaktuk 1 (1996 – 1997):	Titigagutait Katitikhimayut	Ukakatiginiaktut katitikhimayut
Tamaat	120	80 (2/3)
Umayukhiukpiayuktut	10	10
Umayukhiukataktut	20	20
Ilaani umayukhiuyuktut	90	50

Pinguaktut 2 (1997 – 2001):	Titigagutait Katitikhimayut	Ukakatiginiaktut Katitikhimayut
total	120	60
intensive	10	10
active	20	20
occasional	90	30 (1/3)

Hivulimi pinahuat ilifaalugit "ukakatiginiaktait katitikhimayut" tamamik ukiuni nutaamik pikatalutik umayukhiuktinik ilaani umayukhiuyuktut aviktugutaanut. Inikmat, Ukakatiginiaktait katitikhimayut" ihuakhakhimaitut ovalo tahapkoa piyauhimayut talvaniiginaktut ihivgiugutini tamaat ihivgiuktiluta (kihimi titigakhimayuk ilangani Kivalliqmi nunaini).

Nutaat ilaani umayukhiukpaktut titigaktaumata 7ni nunani, ilaukataungitut "ukakatiginiaktait katitikhimayunut" kihimi titigakhimayut ovalo tuniyauhimayut pingitut. Aipaani, ukiumi hitamini ihivgiuktuni, tamamik nutaat umayukhiuktit ilauyutlu tahapkoa ilaani umayukhiukyuktut aviktugutaanut ilahimayut ukakatiginiaktaini katitikhimayunut. Amigaitkiyait tahapkoa umayukhiuktit nutaaguyut nunaminut kihimi hivulimi titigaktauhimayut aalani nunanut.

3.7 Katitikhimayut katitigutaini maligutait

3.7.1 Ukakatiginiaktait maligutikhat

NWHSkut hanauyakhimayut pulaakatalutik iklunut ihivgiugutit, nunani havaktiit ukakatiginiaktait tamamik titigaktauhimayut umayukhiuktit tamaat tatkikhiutini. Nunani havaktiit takuvaktait umayukhiuktit inminik ovaluniit fonikut. Nunani havaktiit naunaiyakhimapluni umayukhiukti umayukhiugiagani aipaani tatikikhiutimi ovalo pihimakpat, titigalugit kafinik, nani ovalo aalat tuhagutikhait umayukhiukhi-

mayait tamamik umayut piyainik. Fonikhimakpat, nunani havakti pulaaniaktait umayukhiuktit katitinahualugit umayukhimayait katitigiagani. Takulugit ukakatigiyut piyukhat naunaiyagiami nunauyami umayukhimayait. Nunani havaktiit umayukhimayut katitikhimayainik makpigaanut (Nunavumi Umayut Umayukhiukhimayut Ihivgiugutait Katitigutaini makpigaani – Ilangani III) tamamik umayukhiuktit takuyauyut tamaat tatkikhiutini. Kihimi, umayukhiuktit takuyaungitkaagata, katitiktukhat makpigaat titigaktauyuitut tahapkoa umayukhiuktunut.

Ilaa pilaaktainik katitigiami tuhagutikhanik umayukhiuktinit uktukhimayainik ukakatigihimayuugaluit hanauyaktuni pitilugit, hamna tuhagutikhak katitikhimaituk ihivgiuktitlugit. Hivulimi kiutjutikhait naunaiyaitaini ilauyuugaluit "umayukhiuktuugaluak kihimi umayungituk", kihimi hamna pikatangituk ihuimat ovalo havatiangimat.

3.7.2 Tuhaktakhat ubluit (tatkikhiutini aipaini), kinguvaktut maligutikhait

Ihivgiuktut pihimayut tatkikhiutini tamaat, naunaiyautikakhutik tamamik ihivgiuktit tatkikhiutini ukakatigitinagit. Nunani havaktiit pihimayut, tamaat Julymi ukakatigilugit tamamik titigakhimayut umayukhiuktit umayukhiukhimayainik Junemi. Umayukiuktit takungitkaagata ilaani tatkikhiutini, nunani havaktit apigivaktut aipaani tatikikhiutini umaykhimayainik. Hamna naluyaungituk "kingulimi piyait" pilaaktait amigaivyaktut tatkikhiutit, pilaakata. Kihimi, kingulimi piyait tuhagutikhanik amigaitkiyani siksini tatkikhiutini pitkuyaungitut. Ubluit (ukakhimayut tatkikhiutini) umayukhiuktaminik ovalo ukakatigihimayaini taivaktuk utiktihimayut ubluit ovalo atukpaktuk naunaiyautimik keelininga kingulimi piyait tamaat ihivgiuktuni. Utiktihimayut ubluit naunaiyakhimayuk tamamik umayukhiukhimayut titigagutaini katitikhimayuni. Ilauyut katitikhimayut ikpatauyami takuyauvaktut utiktihimayut ubluit katitihimayuni umayukhiukhimayut katitikhimayuni naunaiyakhimayut tatkikhiutini tamaat ilangit umayukhimayut titigakhimayuni kingulikhimayunit talimani tatkikhiutini ataanilu ovalo avataanut siksiit tatkikhiutit.

Umayukhiukhimayut Ihivgiugutit Tatkikhiutit hanahimayut ovalo tunikhauplutik tamamik titigakhimayut umayukhiuktit atulihaagaagat ukiuk. Kinguliit hitamat makpigaat tatkikhiutini katitikhimayut umayut aalatkiit piksakakhutik tamamik umayut. Umayukhiuktit titigakpaktut umayukhiukhimayaminik katitigutainik tatkikhiutimini ovalo tamamik tatkikhiutini nunani havaktiit takuvaktait hamani tuhagutikhanik. Tatkikhiutit atugutait aalauyut nunanit aalanut.

3.7.3 Ihivgiugutit kiutjutait ilangit ovalo iniktigutait

Hivulimi, tatkikhiutini kiuhimayut tamamik Inuit "ukakatiginiaktut katitihimayuni" titigakhimayut atauhik 9nit aalatkiit ilangit:

1 – Umayukhiukhimayuk
2 – Umayukhiukhimangituk
3 – Umayukhiukhimayuk kihimi umayungituk
4 – Umayukhiugaaktuk
5 – Nuuhimayuk
6 – Autlakhimayuk
7 – Takuyaungituk
8 – Ukakatauyumangituk
9 – aalat

1998mi, hapkoa ilauyut atugunaitut hamani ovalo ihuakhakhimayut pihimayuni katitikhimayuni imaatut:

1 – Umayukhiukhimayuk	(Himautihimayuk utukamut naunaiyautak 1)
2 – Umayukhiungituk	(Himautihimayuk utukamut naunaiyautaanit 2 ovalo 3)
3 – Takuyaungituk	(Himautihimayuk utukamut naunaiyautanut 4, 6, 7 ovalo 8)
4 – Umayukhiuguiktuk nunamini (nuunami, itiktaugami, tukutnami, umayukhiuguigami)	(Himautihimayuk utukamut naunaiyautak 5)

Nutaat naunayauti 4 pihimayuk Inuit pilaitut ihivgiutaulutik kitimikiak tatkikhiutini ihivgiuktuni ovalo titigangitut naunaiyautaini kiuhimayuni. Nutaat naunaiyauti 3 ilauyut tamamik tahapkoa takuyaungitut ovalo tahapkoa ukagumangitut. Kihimi umayukhiuktit piyumangitpata ilaukataulutik ihivgiuktuni, titigagutait ikpatauyat ihuakhakhimayut titigalugit "DWTBI" (Ukagumangitut) ovalo tatkikhiutit ovalo ukiungit hamna tuhagutikhait pihimayut titigakhugit. Hamna tuhagutikhak pihimayut titigagutini ikpatauyaini ovalo ukakhugit piyumangitut kiuyumangithutik; amigaitjutait tahapkoa Inuit titigakhimayut ikpatauyami 9mi. Tamamik Inuit tuhaktakhait naunaiyautait 1mi pikaktut titigainik umayukhiukhimayut, tamamik aalat tuhaktakhat naunaiyaitait pikangitut.

Pilaaktut ihivgiukhimayut inugiagutait tatkikhiutini tamaat naunaiyautait 1-3. Kiutjutait ukakhimayut %ni, tamaat naunaiyautait 1-2 aviktukhugu tamaat naunaiyautaani 1-3 ukalaaktuk $\Sigma_{1,2}/\Sigma_{1,2,3}$ X 100%. Tatkikhiutini kiuhimayut naunaiyautaani tamamik nunat takulaaktut katitikhimayuni ikpatauyami.

Ikpatauyak 9: Piinaktut kiuyumangitut nunainit

Nunat		Tamaat amigaitjutait umayukhiuktit*	DWTBI**	% DWTBI
Qikiqtaaluk	Ikpiarjuk ovalo Nanisivik	310	0	0.0
	Kinngait	243	2	0.8
	Kangiktugaapik	245	3	1.2
	Ausuituq	73	1	1.4
	Sanigayaq	181	0	0.0
	Igloolik	307	3	1.0
	Iqaluit	540	7	1.3
	Kimmirut	114	2	1.8
	Pangnirtung	224	7	3.1
	Mitimatalik	408	8	2.0
	Qikiqtarjuaq	192	10	5.2
	Qausuituq	75	2	2.7
	Sanikiluaq	181	7	3.9
Kitikmeot	Kingauk	21	0	0.0
	Ikaluktutiak	246	1	0.4
	Ukhuktuuq	246	1	0.4
	Kugaaruk	102	0	0.0
	Kugluktuk	201	1	0.5
	Taloyoak	249	1	0.4
	Umingmaktok	31	0	0.0
Kivalliq	Arviat	310	1	0.3
	Kamanituaq	336	110	32.7
	Igluligaajuq	92	5	5.4
	Salliq	283	13	4.6
	Kangiklinik	324	48	14.8
	Naujaat	180	1	0.6
	Tikigaqjuaq	61	3	4.9
Nunavut		5255	237	4.5

* Tamaat amigaitjutait umayukhuktit ukakatiginiaktut katitikhimayuni atauhimi ihivgiuktuni.
** DWTBI: Ukakatauyumangituk. Umayukhiuktit piyumaitut ilaulutik.

3.7.4 Umayukhimayut nani nunani

Ilangani 5-5 NLCAmi piyukhat umayukhimayut katitikhimayait takuyukhat nunanit. Katitikhimayut ilangit umayut kanugituni umayunit katitikhimayuni tikuaktukhimayut piyukhat titigakhimayuni umayukhimayut nani nuani (Ikpatauyak 2).

Nunani havaktiit tuniyauhimayut 1:250 000nik naunaiyakaktunik nunauyanik umayukhiuktut nunat atukhimayut umayukhiuktunit nunaminit. Ikayuktauplutik nunani havaktinit, umayukhiuktit naunaiyakhimayakhait nani nunami umayukhimayait umayut. Nunani havaktiit atuniaktut hilaligiyini nunani nanilgutit (UTM) tikuaktaagutit takuyaami nunauyani nani umayukhimayut ovalo nunat atiit katitikhimayuni makpigaanut. Tahapkoa tikuaktaagutit takuyaami kaaganiitivaktut tamamik nunauyani ovalo atuktangit naunaiyautait nunat nani ukakhimayut haniani nunauyat. Ilangani 3 ukakhimayut maliguait atukniaktut. Malgunik titigaliit, hitamanik naunaiyautikakhutik iliniaktut katitikhimayuni makpigaat nunauyani naunaitkutainik umayukhimayaini. Hamna atuniak naunaiyaniaktuk titigaani 1 kilometreni tamaat umayukhimayut pihimayaini. Hamna ukaniaktuk nakuutiaktumik titigakhimalugit 1 kilometrenit X 1 kilometrenut umayukhimayut pihimayaini nunani. Hamna ukaniaktuk nakuuyumik titigakhimaluni 1 kilometrenut. Kihimi ilaani, umayukhiuktit tikuaktitivaktut ilaani nunani umayukhimayaini naluvyakhutik ovalo hapkoa ilangit nakuutjutait 1 kilometremi pilaitut. Ovalo tuhaktitihimayut nunani havaktinit ovalo ilauyunit umayukhiuktit ukakafuniaktuk nunat atiit nani nunamit pihimayut ovalo nunani havaktit pilutik naunaitkutaini umayukhimayut. Ilangit nunat nunani havaktiit hanahimayut katitikhimayunik atukataktut nunat atiit ovalo aatjikutait naunaitkutaini umayukhimayuni. Ilaa hamna mikhivaktait nakuutjutait umayukhimayait nunat katitkhimayaini. Iniktigutait hapkoa atuktut nakuutjutait nunauyani katitikhimayut atulaitut 1 kilometreni. Hamna ihumagiyauyukhak atuniagumi umayukhiukhimayut nunait ovalo nunat atiit tuhagutikhaini. Kihimi NLCAmi ukakhimaitut mikinikhainik atuktukhat nakuuyumik umayukhiukviit nunat katitikhimayuni ovalo titigakhimayut nunauyani umayukhimayut nunat titigakhimayut takulaaktuni Inuit atukpaktut umayunik malikhugu Ilangani 5.4.5 (a) angigutaani.

Umayukhimayut nunait katitikhimayut kungialaaktut atulutik Nunavumi Umayut Umayukhiukhimayut Ihivgiuktit GISkut kungiagutikut ilauyut hamani tuhaktakhami. Taiguaktut atuktakhait katitikpiakhimayut katitigutit ilauyut hamna kungiagutikhamut atuktinagit GISmi katitikhimayut hamani. Katitikpiakhimayut ilangit ilauyut tamaat takuyaaktuni GISkut katitikhimayut ovalo titigakhimayut kanuk katitigutit katitikhimayut, hanahimayut ovalo ihivgiukhimayut.

Ilangani 3: Umayukhimayut nani nunat katitikhimayut

Nunauyani naunaitkutait atuinaktut hivulimi takulugit malguk titikait naunaiyautit (WHmik hamani atunguaktut).

Titigait malilutik kivataanut naunaitkutait:

● ■

Ovalo kananakut naunaitkutait:

◆ ▲

Taimaimat hamani nunauyami naunaitkutait pihimaniaktut hamani **WH1504.**

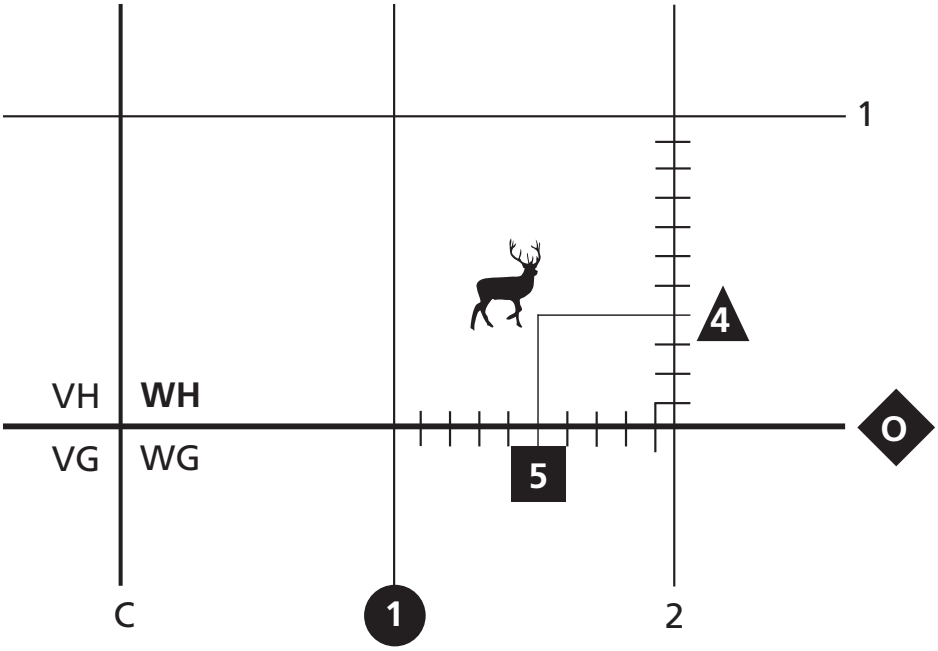

4. Umayukhimayut Katitigutait (Iniktigutait)

Hamna tuhaktakhak pihimayuk 27nik ilanik umayukhiukhimayut katitikhimayunik ikpatauyanik (atauhik tamamik nunanut, piplugit Ikpiarjuk ovalo Nanisivik atauhimik nunamik katitikhimaplutik) ovalo Nunavumi tamaat ilanganik pihimayut aatjkitait ikpatauyat katitikhimayut iniktigutait tamamik nunanit. Tamamik 664nik umayukhimayut katitikhimayut ikpatauyami (Ikpatauyat 11mit – 674mut) ilauyut hamani tuhaktakhami tamaat ilangani 6mi: Nunani Iniktigutait Ukautingit. Ikpatauyat ihuakhakhimayut ihivgiukhimayuni ukiunganut tamamik nunat ilangit pihimayut ilauyuni ikpatauyani tamamik talimani ukiuni ihivgiukhimayuni ovalo ilauyut ikpatauyat titigakhimayut ukiuk tamaat iniktigutait tamamik talimat ukiut. Nunanit Iniktigutait Ukauhiit inikhimayut tamamik nunat ilangani. Tamamik ilauyut ukiuk tamaat ikpatauyait pihimayut imaatut:

1. *Tatkikhiutini umayukhimayut naunaiyautait* – Hamna ikpatauyak pihimayuk naunaiyautait tatkikhiutini umayukhimayut umayuinut[6] ovalo ukiuk tamaat tamamik umayut, naunaiyakhimayut tamaat tatkikhiutini tamaita, pihimaplutik 95%mik nakuuyut pikataktut ukiuk tamaat tamaitaini. Ilangit umayut hivulimit umayut katitikhimayunit (ikpatauyak 2) katitikhimayut naunaiyakhimagamik umayukhimayut naunaiyautait ovalo nakuutjutait atukataktait. Hamna pihimayuk ayonailugu tuhaktakhak ovalo ilaa, ilaani umayukhiuktit tuhaktitihimamata umayut ilangit pingithutik kitut umayut ovaluniit ataani umayut. Umayut katitikhiamayut imaatut:
   - Tuktut: ilauyut, nunani tuktut, kikiktami tuktut, kananamit tukut ovalo tuktuvaluit, ukauhiit Nunanit Iniktigutait Ukauhiit ilakakhutik naunaiyakhimayut kitut umayukhimayut tamamik nunani.
   - Ukiuktaktumi Tigiganiat: ilauyut kakuktut ovalo kalaliit tigiganiat
   - Kalaliit tigiganiat: ilauyut aupayaaktut, kipliktut, aalatkiit ovalo kiniktut tigiganiat
   - Tingmiat: ilauyut kingaliit ovalo mitiit
   - Uluaguliit maniit: ilauyut maniit kanguit, uluaguliit, nikliniit ovalo nikliknait
   - Tingmiat maniit: ilauyut kingaliit ovalo mitiit maniit
   - Ikaliviit: ilayut tahini ovalo tagiuni ikaliviit

2. *Tatkikhiutini umayukhiuktit kiutjutait* – Hamna ikpatauyak tunihimayuk amigaitjutait umayukhiuktit pilaaktu ihivgiuktuni (tatkikhiutini umayukhiuktit katitigutait), amigaitjutait ukakatigihimayut katitigutait (ataani uktukhimayut nunat talvatuak), amigaitjutait ukakatigihimayut ovalo amigaitjutait umayukhiukhimayut tamamik tatkikhiutini ovalo takuyut tatkikhiutini kiuhimayut naunaitkutait (tamamik aviktukhimayut katitkhimayumik) atukhugit hapkoa amigaitjutait. Naunaiyaligami umayukhiukhimayut naunaiyautait tamamik aviktukhimayut ihumagiyauhimayut avaliitumik ovalo naunaiyakhimayut hivulimi naunaiyakhimayut tamamik aviktukhimayumi umayukhiuktinik, taimaimat tamamik aviktukhimayut tamatkiikhimayut pinahuakhugit nunani naunaitkutait tamamik tatkikhiutini ihivgiuktuni.

3. *Utiktihimayut umayukhiukhimayut ovalo ukakatigihimayut* – Naitumik titigakhimayut umayukhimayuni ovalo ukakatigihimayuni katitihimayut umayukhimayunik. Takulaaktut ikpatauyani %git umayukhimayut titigakhimayut katititjutait utikhimayut pingahuni tatkikhiutini mikinikhaanutlu, kitkani hitamat ovalo siksiit tatkikhiutini ovalo avataanut siksinit. %git hanianut namanut pihimayut piplutik tamaat pingahut ilaukatigiit 99%guplutik pihimayut ilangit. Utikhimayut tunivaktait taiguaktut naunaiyakhutik kanuk utiktivaktait nunani havaktiit ovalo pilaaktut utiktigutini ihuinaakhimayuni (ukakhimayut ilangani 5.4.2).

4. *Amigaitjutait umayukhiuktit umayukhiuktut tamamik umayunik* – Hamna ikpatauyak tunihimayuk amigaitjutainik umaukhiuktit umayukhiukhimayut tamamik umayunik tamamik tatkikhiutini ihivgiukhimayuni ovalo tamaat amigaitjutait umayukhiuktit umayukhiukhimayut umayunik ihivgiuktitlugit ukiungani. Taiguaktut nalungitukhat tamaat iniktigutaini ilaani aalauyut iniktigutainut tatkikhiutinit iniktigutaini ilaani umayukhiuktit aatjikutaumata umayukhiulaamat umayumik amigaitkiyaini tatkikhiutimi ukiungani.

[6] Nanuit katitigutait takukhuyut naunaiyautaungitut; umayukhiuhimayut naunaiyautait pihimayut DSDkunit

Talimani ukiuni titigakhimayut ikpatauyani tamamik nunat pihimayut aatjikutait hitamat ikpatauyat titigakhimayut hamani kihimi takukhauyut ukiuk tamaat iniktigutainik pingithutik tatkikhiutini iniktigutainit. Titigakhimayuk hamani katitikhimayuni ikpatauyaini tamamik nunat maliktangit Nunani Iniktigutait Ukauhiit. Hamna ilanga titigakhimayuk nakuutkiyainik umayukhiukhimayut naunaiyautait mikhaanut tamamik nunat, angilivlugit tuhagutikhaini tunihimayut ilangani 5mi ovalo pihimayut nunanit kiutjutait ovalo aalat atulaat umayukhiukhimayuni katitikhimayuni. Ilangit umayut umayukhiukhimayuni naunaiyautaini ikpatauyat titigakhimayut ovalo ukakhimayut taiguaktunut mikhaanut ukagiagani ovalo katitikhimayut nalvaakhimayut hamani ukautini ilaini.

4.1 Umayukhiukhimayut Naunaitkutait

NWHSkut atukpaktut ayonaitunik ilangani piyakhanik tuhaktakhaini umayukhiukhimayut amigaiyakhugit utigutainut kiuhimayut naunaitkutainut, ukakhimayut imaatut:

$$Y = y(N/n)$$

Imaitpat Y = Naunaitkutaa umayukhimayut
y = Tuhakhimayut umayukhimayut
N = Amigaitjutait ovaluniit uktugutait atuktut (hamani tatkikhiutini titigagutait katitikhimayut)
n = amigaitjutait umayukhiuktit kiuhimayut

Hamna atuktuk ihumayuk kiuhimayut pihimayut pikataktaini uktugutini amigaitjutaini. Tamamik tatkikhiutini pihimayut inminik ihivgiukhimayut ovalo tamamik aviktukhimayut naunaiyakhimayut inminik.

Umayukhimayut naunaiyautait ovalo ihuakhimayait naunaiyakhimayut malihugit atukhimayait tahapkoa hanahimayait; Katitiktuiyit Ikayuktut ilagiit, Katitiktuiyit Kanatami, Inuvialunut Umayukhiukhimayut Ihivgiuktinit (ilaukatigiit katimayigalaat 2003). Pigiami ihivgiukhimayut atukhimayut hapkoa naunaiyakhimayuni NWHSmi katitikhimayut, hamna ilauyut katraktilihimayut pihimayut naunaiyakhimayut umayukhiukhimayut naunaiyautaini ovalo nalungitut utiktigutait uktukhimayut NWHSmi katitikhimayuni.

Pihimayut naunaiyautait atukhimayut hamani:

Ihumagiyait tatkikhiutini umayukhimayut aviktukhimayuni naunaiyakhimayut imaatut:

$$Y_{mcs} = \frac{N_{mcs}}{n_{mcs}} \sum_i y_{mcsi}$$

Imaitpat: Y_{mcs} = ihumagiyait umayukhimayut tatkikhiutikut *m*, nunakut *c*, ovalo aviktukhimayut *s*
N_{mcs} = Amigaitjutait umayukhiuktit titigakhimayut tatkikhiutikut *m*, Nunakut *c* ovalu aviktukhimayut *s*
n_{mcs} = Amigaitjutait umayukhiuktit ukakatigihimayut tatkikhiutikut *m*, nunakut *c* ovalo aviktukhimayut *s*
y_{mcsi} = Umayukhimayut tuhaktitihimayut umayukhiuktinit *i* tatkikhiutini *m*, nunakut *c* ovalo aviktukhimayut *s*

Ihuakhagutait naunaiyakhimayut tatkikhiutit umayukhimayuni tamamik aviktukhimayuni naunaiyakhimayuk imaatut:

$$Var(Y_{mcs}) = \frac{N^2_{mcs}}{n_{mcs}} (1-f_{mcs}) s^2_{mcs}$$

Imaitpat:

$$f_{mcs} = \frac{n_{mcs}}{N_{mcs}}$$

$$s^2_{mcs} = \sum_i (y_{mcsi} - \bar{y}_{mcs})^2/(n_{mcs} - 1)$$

Tamamik aviktukhimayut pihimamata inminik ihivgiukhimayut ilauyunut tamaat tatkikhiutini naunaiyautaanut umayukhimayut tatkikhiutini m ovalo nunakut c naunaiyakhimayut imaatut:

$$Y_{mc} = \sum_s Y_{mcs}$$

Aatjikutaatut, ihuakhakhimayut hamna tatkikhiutini naunaitkutaini umayukhimayut naunaiyakhimayut imaatut:

$$Var(Y_{mc}) = \sum_s Var(Y_{mcs})$$

Ukiuk tamaat umayukhimayut naunaiyakhimayut nunani, ilaukatauplu-ni ilangani tatkikhiutini naunaiyakhimayuni umayukhimayut:

$$Y_{mc} = \sum_s Y_{mcs}$$

Ovalo ihuakhakhimayut ukiuk tamaat naunaiyakhimayut imaatut:

$$\begin{aligned} Var(Y_c) &= \sum_m Var(Y_{mc}) \\ &= \sum_s \sum_m \frac{N^2_{mcs}}{n_{mcs}} (1-f_{mcs}) s^2_{mcs} \end{aligned}$$

95%kuyut nalungitut keeliniit pihimayut square rootmi ihuakhakhimayut naunaiyautaini hamani malguiktulugit ovaluniit $2\sqrt{Var(Yc)}$. Hapkoa keeliniit pihimayut kaagani ovalo ataanu naunaiyautaini 95%kuyut nalungitut ilauyunut ovalo takukhauyut talikpini titigakhimayuni umayukhimayut naunaiyautaini ikpatauyami. 95%kuyut nalungitut ilauyunut titigakhimayut mikhaanut pilaakat 95%nik pihimayuni pitiakhimakpat umayukhimayut ikuyut. Ilaa, Ikpatauyak 11mi ukiuk tamaat umayukhimayut naunaiyautait tuktunut nunani Ikpiarjuqmi 1,246kuyut umayut +/- 96. Ukakhimayuk ukautikut, hamna ukakhimayuk ukiuk tamaat umayukhimayut tukut Ikpiarjuqmi umayukhiuktinit naunaiyakhimayut 1,246nik umayunik, pikpat 95%mik nalungitut pihimayut ukiumi tuktut umayukhiukhimayut kitakaniitut 1,150nit 1,342mut umayut.

4.2 Kiuhimayut naunaiyautait

Takuhimayut hamani ilangani 4.1mi amigaitjutait umayukhiuktit ukakatigihimayut mikhaanut amigaitjutait umayukhiuktit titigakhimayut (kiuhimayut naunaiyautait) ikpinaktuk naunaiyagiami umayukhiukhimayut naunaiyautait. Kiuhimayut naunaiyautait naunaiyakhimayut tamamik aviktukhimayut, nunani ovalo tatkikhiutini atukhutik umayukhiuktit kiutjutait maligutainik titigakhimayut ilangani 3.7.3mi. Kiuhimayut ilanganiitut takukhauyut umayukhiuktit kiutjutait ikpatauyat imaatut:

Umayukhiuktit kiuhimayut	Ihivgiukhimayut maligutait
Tatkikhiutini umayukhiuktut	ilangit maligutaini 1, 2, 3 ovalo ilaani umaukhiuktit ilaungitut ataani uktugutini (ataani uktugutini nunait)
Ukakatigihimayut	ilangit maligutaini 1, 2 ovalo 3
Umayukhiuktit ukakatigihimayut	ilangit maligutaini 1 ovalo 2
Umayukhimayut	amigaitjutait maligutaini 1
Kiuhimayut naunaiyautait (%)	$\sum_{1-2}/\sum_{1-3}$ X 100%, OVALUNIIT umayukhiuktit ukakatigihimayut katitihimayunutlu X 100%.

Pikpata ihivgiukhimayut maligutai pihimakpata:
Maligutait 1: Umayukhiukhimayut
Maligutait 2: Umayukhiungituk
Maligutait 3: Takuyaungituk

Tamamik umayukhiuktit tatkikhiutini umayukhiuktini katitikhimayut tatkikhiutimi ihumagiyauyut pilaaktut umayukhiukhimayut ovalo ilauyut umayukhiukhimayuni naunaiyautaini. Hivulik titigagutait katitikhimayut tamaat ihivgiukhimayut ubluini pihimayait hivulimi titigakvimi ovalo ilauyut tamamik umayukhiuktit titigakhimayut ihivgiukhimayuni kangani talimani ukiuni. Taiguaktut nalungitukhat 7ni ataani uktukhimayuni nunani, ilaani umayukhiuktit ilaungitut ataani uktugutini kihimi ilauyut naunaiyautaini umayukhiukhimayut naunaiyautait ilaungitut kiuhimayuni naunaiyautaini. Pihimamat hamna kiuhimayut naunaiyautait atukhimayut takupkailugit amigaitjutait umayukhiuktit ukakatigihimayut mikhaanut amigaitjutait umayukhiuktit pinahuaktut ukakatigilugit. Pinahuakhimaitut ilaani umayukhiuktit ilaungilutik ataani uktugutini ukakatigilugit ihivgiuktuni. Talikpiangani "tamaaat" naunaiyautait tamamik tatkikhiutimi umayukhiuktit kiuhimayut ikpatauyaani titigakhimayut imaatut:

Tatkikhiutini Umayukhiuktit katitikhimayut: Umayukhiuktit tatkikhiutini umayukhiuktit katitikhimayuni atauhimi tatkikhiutimi ukiumi

Ukakatigihimayut katitikhimayut[7]*:* Umayukhiuktit ukakatigihimayut katitikhimayuni atauhimi tatkikhiutimi ukiumi

Umayukhiuktit ukakatigihimayut: Umayukiuktit ukakatigihimayut atauhimi ukiumi

Umayukhiukhimayut: Umayukhiuktit umayukhiukhimayut atauhimi tatkikhiutimi ukiumi

Kiutjutit naunaiyautait: Anginikhaat tatkikhiutimi kiuhimayut naunaiyautait

Aatjikutaumat, "tamaat" naunaiyakhimayut ukiuk tamaat umayukhiuktit kiuhimayut ikpatauyaini naunaiyakhimayut amigaitjutait umayukhiuktit titigakhimayut, ukakatigihimayuni katitikhimaniituk, ukakatigihimayut ovalo umayukhiukhimayut atauhimi tatkikhiutimi tamaat ihivgiuktitlugit. Tamaat kiuhimayut naunaiyautait pihimayut anginikhaaganut talimat anginikhaat tatkikhiutini kiuhimayut naunaiyautaini.

Umayukhiuktit kiuhimayuni ikpatauyait Nunavumi tamaat ilangani aalanguniaktut pihimamat "tamaat" naunaiyakhimayuni tamamik tatkikhiutini umayukhiuktit kiuhimayaini ovalo ukiuk tamaat umayukhiuktit kiuhimayuni ikpatauyaini aalauniaktuk iniktigutaanut "tamaat" naunaiyakhimauni tamamik nunani. Pihimamat hamna ilangit umayukhiuktit titigakhimamata amigaitkiyani nunani atauhimi ukiumi (nuutitihimagamik nutaamut nunamut ilangani ukiumi). Taimaimat, iniktigutait nunani "tamaat" anginikhaaguvaktut Nunavumi tamaini "tamaat" ilaa ilangit umayukhiuktit titigaktauhimalaagamik amigaitkiyanik atauhimit.

[7] Ukakatigihimayuni katitikhimaniitut ilauhimayut ikpatauyamut nunani ilaani umayukhiuktit tamaat uktukhimayut.

5. Atutialaagutait Umayukhiukhimayut Naunaiyautait: Nakit ovalo Naunaiyautait ihuinaakhimayunit

Atuktangit hamani ilangani ihivgiulugit hakugigutikhat katitigutit katitikhimayut NWHSkunit mikhaanut iliyaami ublumi umayukhiukhimayut naunaiyautaini ovalo pilutik naunaiyaklutik hivulimi piyumayait naunaiyautainut, malilugu NLCAmik. Taimaimat, ihivgiuktut keelinakamata, umayukhiukhimayut naunaiyautait tuhaktakhami ihivgiuktuni iniktiakhimaitut. Taimaimat piyukhat naunaiyautait *"angitjutait umayukhiukhimayut atauhimi ukiungani"* (NLCAmi, 1993mi, ilangani 5.6.21) mikhaanut naunaiyautaini BNLmi atuklugit tuhaktakhat umayukhiukhimayuni.

Ikpinaktuk hapkoa naunaiyautit tamaat umayukhiukhimayut nakuuyukhat Inuit Ilauyunut, NWMBkunut ovalo umayunik munagiyunut havakviinut. Hamna nakuutjutikhait piniaktut nalungitpat ukautingit ihivgiukhimayut atuktangini, ilanganilu ihiviufaakhimayut tamamik nakuutjutait ovalo naunaiyautait ihuaktut katitikhimayuni.

Umayukhiukhimayut naunaiyautait maligutait titigakhimayut ilangani 4.1mi piniaktut nakuuyunik naunaiyautinik tamaat umayukhiukhimayut ovalo atukatigit uktugutit ihuinaagutait pihimakpata:

1) *Nmi* tamaat ovalo ihuaktumik pihimayut umayukhiuktit ilangit.
2) *nmi* kiuhimayut pihimayut nakuutjutikhaini pihimayut uktugutini Nmi umayukhiuktini, taimaimat nakuuyunik kiuhimayut naunaiyautaini ovalo nakuuyuni ihivgiufaagutaini kiukatangitut ihumainik.
3) Ihivgiuktut kiuhimayait nakuuyut, ilaa atugutingit nakuuyuni umayukhiukhimayuni kiuhimaut Inuit.

Hamna ilanga ihivgiukhimayuk piyaagani tamamik hapkoa maligutikhat pihimayut NWHSmi mikhaanut naunaiyautait BNLmi ovalo pingitpat, naunaiyaklugit ovalo pilaakata, naunaiyautait kanuk ihumagiyauyut ovaluniit ihuinaakhimayuni.

Tamamik pihimayunut ihumayugut:

- Kanuk ihivgiuguti hanahimayuk ovalo atukhimayuk,
- Pilaaktuni pihimayut ihuinaalaaktut mikhaanut tamamik ilangit hanahimayaini ovalo atukniaktaini ihivgiugutit,
- Keelininga hapkoa ihuinaakhimayut pihimayut, tamamik nunani, (nalungitpata),
- Maliniaktait ovalo angitjutait hapkoa ihuinaakhimayut, ovalo
- Nakuuyunik atugutikhait uktugutikhat angitjutait hapkoa ihuinaakhimayut pigiami ihuakhagiami ovalo pilaakat ihuakhalugit.

Hamna ilanga naunaiyakhimayuk, ihivgiukhimayuni tamaat ihumagiyainik. Ayonaktut tamamik nunani naunaiyakhimayuni Nunani Iniktigutait Ukauhiini ilangani malikhugit tamamik nunat talimani ukiuni titigakhimayni ikpatauyaini.

Hamna ilanga ihumangituk ihuinaagutikhainik ovaluniit aalanik ihumagiyainik nunani naunaiyautaini tukutihimayut nunait.

5.1 Atugutikhat

Pingahuuyut ayonaktut pivaktut ihivgiuktuni hamani aatjikutaani.

Hivulimik, tamamik Inuit inugiagutait ihivgiuktauhimaitut kihimi uktukhimayut atuktait pihimayut umayukhiuktit katitikhimayut hanahimayut hilataani ihivgiukhimayunit atukhutik ilihimayut inminik atukhutik atukhimayut ilangit munagiyukhat katitikhimayut atukhugit nunani (havaktiit ovalo nunani) nalungitainik. Hamna maligutikhak takupkaiyuk pilaaktaini inikhimaitut ovaluniit aatjikiingitut katitigutit ovalo taimaimat uktugutit atugutait tamaat ilaukataungituk piyakhaini ihivgiuktut ilauyunut.

Aipaani, ihivgiukhimayut inminiikhimayut ovalo taimaimat havagutaini ihumagihimayut, 100%mik (tamaat ukakatigihimayut) pihimayut umayukhiuktit katitihimayuni pihimaituk pilainami nunanit tatkikhiutini. Taimaimat angiyut kihimi inikhimaituni uktugutini hanahimayut uktukhimayunit atuktainit. Tuhaktakhat umayukhiukhimayut (iniktigutait tamamik kiuhimayut) piyukhat ilaani mikinikhaaguluni naunaiyakhimayuni umayukhiukhimayunit naunaiyakhimayukhani. Inikhimaitut pihimayut takulaaktut pilaaktainik uktukhimayut malikatangituk. Angiyunik aalangukakat kitkani piyakhaini tahapkoa ihivgiukhimayunit ovalo tahapkoa ihivgiuktauhimaitunit, kiuyauhimaitut ihumayainit iniktigutaani naunaiyautaini. Angitkiyaukpat kiuyauhimayut naunaiyautait, mikinikhaaguniaktuk pilaaktu kiuyaungitut ihumagiyainik.

Pingahuani, atugutit ihuinaakhimayut pilaaktut. Ilaa apikhutit atuktait kangikhiyaungituk ovalo pitkuhimayut ihuitunik kiutjutikhanik ovaluniit apikhutauyuk kiuhimaituk (uktugutini ihumagiyaini).

Mikinikhaat naunaiyautit pitiakhimayuni ukakhimaitut hanauyakhimayuni pitilugit NWHSmi ovaluniit katimayigalaanit. Ovaluniit, ihivgiuktut pihimayut kinguani katitigutit katitikhimayuni ilangani, pilaaktut katitikhimayuni atulaat naunaiyakhimaitut naunaiyautikhainik (Usher ovalo Brooke, 2001mi: 13-14). Ukakhimayut ilangani 2mi, tamaat umayukhiukhimayut naunaiyautait ukakatigihimaiatut inikmat tamamik ihivgiukhimayuni ukiungani, ovaluniit iniktigutait tuhaktitihimaitut Inuit umayukhiuktinut. Ilangani pihimanmat hamna, kitkani ihuakhakhimayut ihivgiuktitlugit ovalo hunat malikhimayuk, inikhimayuni ihivgiuktuni ihivgiufaagutait nakuutjutikhainik NWHSni katitikhimayut naunaiyakhimayaami BNLkut.

Atuktangit hamani ihivgiufaakhimayuni pihimayut hivulimi atukhugit ayonaitut ovalo naluhuiyaulaaktuk. Taimaitpat, ayonatkiyat ihivgiufaagutit atugutait pilaimata pitkutikangithuni ihivgiuktut iniktigutaani. Taiguaktut ihumayukhat hamna munagiyunut angikhimayut katitikhimayunut, pingithuni hivulimi ihivgiuktut katitikhimayainik. Inuit ihivgiuktuni ihumayut pilaaktut atuklugit aalat pilaaktunik maligutikaktunik ovalo maliktakhakaktunik umayukhiukhimayut naunaiyautaini.

5.2 Ihivgiuktut atuktait: naunaiyautit ovalo katitigutit

Hamna ilanga ihumahimaut ilangani 1: piniakat uktugutit atugutait (N) tamaat ovalo nakuuyumik ilaupkaiyuk umayukhiuktinut amigaitjutainut.

5.2.1 Pihimayut katitigutini ihuinaalaaktut

Titigakhimayni 3.4mi, hanatjutait titigagutait katitikhimaut pihimayut, atukhugit pingahut atukhimayut atugutit. Hivulimi, atuklugit munagiyikhat katitigutait hanagiami hivulimi katitikhimaykhanik Inuit pihimayut mikhaanut kinautjutait, ukiungit ovalo nunait. Aipaani, naunaiyakluni, atuklutik nunamini (havaktiit ovalo nunait) kauyimayainik kitut Inuit umayukhiukhimayut aipaagani ukiumi. Pingahuani, aviktukhimayut umayukhiuktit katitikhimayuni, ilaani umayukhiukpaktut, umayukhiukataktut ovalo umayukhiukatainaktut umayukhiuktit. Hivulimi takuyaulaak ilangit pilaaktut inikhimaitut ovaluniit aatjikutaungitut katitigutit ovalo taimaimat, uktugutit atuktait pihimaituk tamaat ilaupluni naunaiyakhimayuni hilaini. Amigaivyaktut pilaaktut ayonalaatut hamani maligutikhami.

Atauhik ayonaktuk ihivgiuktut pilihaamata, ilauyut katitigutait hanauaylihaamata ovalo inikhimaititlugit ovalo pingitut hanahimaitkaluamata inikhimayumik katitikhimayukhanik Inuit Ilauyunik 16nik ukiukaktunik avataanutlu. Aipaani, katitikhimayut ilauhimalaamata Inuit nunakaktut hiltaani Nunavumi nunaini. Ikpigivlugu GHLnik katitikhimayut, hapkoa pihimaiyugaluamata angnanik, ataani utukait GHLni atugutaini, laisinsikaktut umayukhiuyugaluamata ilakatigiminut. GHLni katitikhimayut pilaamata ataani katitilugit angnait ovalo ilangit inuulgamiit angutit. Taimaimat hapkoa katitikhimayut piyukhat ilauyukhat nunanit havaktiinit ilaulugit umayukhiuktit ataani ilauyunut hamani katitikhimayuni.

Aipaani ayokhaguti takuhimayuk nunani havaktiit naunaiyakhimagamik kitut Inuit katitikhimayut hivulimi umayukhiukhimayaakhaita ukiumi autlaktitihimatilugu NWHS (maligiagani naunaiyautait umayukhiuktit). Hamna pihimayut malgunik pilaaktunik ihuinaalaaktunik, tamamik pihimayut initiakhimaitunik ovalo ihuinaakhimayunik uktugutinik naunaiyakhimayainik "umayukhiuktit."

- Hivulimi pihimayut pingitunik naunaiyakhimayut Inuit pilaaktut naunaiyaktauhimagamik, ukiungit ovalo nunakatigiinut umayukhiugiagata ilaa, inuuviviniit pinginmata apikhulugit Inuit kanugitaakhaita umayukhiuktiuyut. Ikpinagutaa avataanungalaaktut katitiktuni. Naunaiatuk hamna pihimayuk nunani amigaitut umayukhiuktit (ilaa ilangani ilaani umayukhiukpaktut aviktugutaini) pikatakpaktut tuhaktakhanik umayukhiuyuitut (maligutait 2 tamamik tatkikhiutini).
- Aipaagani pihimayut piyunakhimata nunani havaktiit atuinakhimatunakhiyut ihivgiugutit titigakhimayut naunaiyautainik kina umayukhiuktit, kihimi himautigiyut, ilaani, inminik inuuviviminut ihumagiyainik kina umayukhiukti. Ilaa NWHSni pinahuaktuugaluit ilaulutik kitutkiak umayukhiukhimayut hunanik amigaitunut Inuit umayukhiuktiuyut ukakhimagamik Inuit ilaani ikalukhiukpaktut, ovaluniit hikukpaktut ilaani uluagulinik ovaluniit tuktunik. Pihimamata inminut ikpinaktunik inminiigutit ihumagiyainik ovalo inuuhitjutait inminiingitut pikataktainik. Ilangit nunani havaktiit atukhimayut akhuutkiyanik naunaiyautinik umayukhiuktit pinahuaktainit ihivgiuktunit. Hamna pilaaktuk ataani katitikhimayuni atuktakhainik ihivgiuktut.

Ayonagutait ataani katitigaagata ihumagiyauvaktuk angiyumik ilangini nunani atukhugit ukakatigihimayait nunani ilauyut ovalo ihivgiufaakhugit inikhimayut katitikhimayut ihivgiufaakhimatitlugit ihivgiuktuni. Atukhugit hamna hivulimi ihivgiugaaguti, ihivgiuktut munagiyi kungiafaakhimayait umayukhiuktit katitigutait HTOkunut nunanut pulaakhimapluni. Ikpatauyami 10mi takulaaktuk nunani ihivgiufaagutait ataani katitigutait atukhutik hapkoa ukakatigitjutainut. Ataani katitigutait hapkoa umayukhiuktit pipkalaamata ikitkiyanik ukautikhainik umayukhiukhimayut naunaiyautait tamamik hapkoa titigaktauhimayaitut umayukiuktit naluyaungitut umayukhiukpaktut nunamini ihivgiuktitlugit kihimi ukakatigiyaungitut ovalo umayukhimayait naunaiyakhimaimata. Angitjutaa hamna ihumagiyait piniamat amigaitjutait umayukhiuktit titigaktauhimaitut ihivgiuktuni ovalo naunaiyakhimaimata. Ilaa, ikpinagutait ataani katitikhimayut talimat ilaani umayukhiuktit mikitkiyauniamat talimanit umayukhiukataktunit

Ikpatauyak 10: Naunaiyautait umayukhiuktit ataani naunaiyakhimayut nunanut

Nunat		Tamamik Amigaitjutait titigakhimayut umayukhiuktits	Kafiuyut amigaitjutait titigaktauhimaitut umayukhiuktit tuniyauhimayut inminiigutinik umayukhigutikliits	HTOkut katimayiit naunaiyautaini titigaktauhimaitut umayukhiuktits	Kafiuyut tamamik amigaitjutait titigaktauhimaitut umayukhiuktit	Kafiuyut ilangit umayukhiuktut titigaktauhimaitut
Qikiqtaaluk	Ikpiarjuk ovalo Nanisivik	310	6 O ovalo 2 A	Titigakhimayut namait naamaktut	8	3
	Kinngait	510	1 O ovalo 1 A	13 O ovalo 13 A ovalo 1 I pihimaitut	29	5
	Kangiktugaapik	245	1 O	Titigakhimayut namait naamaktut	1	0
	Auyuituq	73	1 O ovalo 2 A	12 O ovalo 2 A pihimaitut	17	19
	Sanigayaq	181	3 O	Titigakhimayut namait naamaktut	3	2
	Igloolik	307	piitut	Titigakhimayut namait naamaktut	0	0
	Iqaluit	540	48 O ovalo 2 A	51 O, 12 A ovalo 1 I	114	17
	Kimmirut	114	1 O	51 O piitut	52	31
	Pangnirtung	224	1 O	61 O ovalo 7 A piitut	69	24
	Mitimatalik	408	1 A	Titigakhimayut namait naamaktut	1	0
	Qikiqtarjuaq	192	piitut	4 O, 7 A ovalo 5 I piitut	16	8
	Qaujuituq	75	piitut	Titigakhimayut namait naamaktut	0	0
	Sanikiluaq	181	3 O	11 O ovalo 3 A piitut	17	9
Kitikmeot	Kingauk	21	piitut	Titigakhimayut namait naamaktut	0	0
	Ikaluktutiak	391	16 O ovalo 2 A	37 O piitut	55	12
	Ukhuktuuq	368	4 O	18 O piitut	22	6
	Kugluktuk	294	3 O ovalo 1 A	Titigakhimayut namait naamaktut	4	1
	Kugaaruk	102	1 O	62 O ovalo 5 A piitut	68	40
	Taloyoak	249	3 O	Titigakhimayut namait naamaktut	3	1
	Umingmaktok	31	piitut	Titigakhimayut namait naamaktut	0	0
Kivalliq	Arviat	410	5 O	Titigakhimayut namait naamaktut	5	1
	Kamanituaq	341	1 O ovalo 1 A	65 O piitut	67	16
	Igluligaajuk	92	2 O	12 O piitut	14	13
	Salliq	283	5 O	Titigakhimayut namait naamaktut	5	2
	Kangiklinik	424	13 O	Titigakhimayut namait naamaktut	13	3
	Naujaat	180	piitut	31 O ovalo 8 A piitut	39	18
	Tikigarjuaq	61	piitut	44 O piitut	44	42

O = Ilaani Umayukhiukpaktut
A = Umayukhiukataktut
I = Umayukhiukatainaktut

nunanut umayukhiukhimayut naunaiyautaini. Umayukhiukhimayut naunaiyautait titigaktauhimaitut umayukhiuktit naunaiyalaat atulutik anginikhaat umayukhimayut amigaitjutait tamamik umayut aviktukhimalugit. Kihimi hapkoa naunaiyautait pihimagamik inminik ihuinaalaagutainik ovalo ihumagiyainik avataanuummata atuktakhait hamna iniktigutaa tuhaktakhak. Taiguaktut apigilaaktut NWMBkunut piyumagumik inikhimayut hapkoa naunaitjutait. Ikpinagutait ataani katitigutait aatjikiingitut nunanit, taiguaktut pitkuyauyut takulugu ikpatauyami 10mi ovalo ilangani 6mi: Nunani Iniktigutait Ukautingit nakuutjutainik ukautainik mikhaanut tamamik nunat.

Ikpinagutait avataanut katitigutait ayonatkiyat naunaiyagiami ilaa, iniktigutait ihumaniamata amigaitkuyanut ovaluniit ikitkiyanut ilauyut avataanut katitikhimayunut umayukhiuktinut. Umayukhiungitut titigaktauhimakpata ovalo kiuhimayut naunaitkutait angitkiyaukpata tamaat nunani, mikiniaktut ikpingutait umayukhimayut naunaiyautaini. Kihimi kiuhimayut naunaitkutait umayukhiungitut angitkiyaukpat umayukhiukataktunit nunani, naunaiyautait ihumaniaktut ataanut ilauniamata umayukhiuyuitut kiuhimayuni ilangini ikitkiyauniamata tamaat umayukhimayut ovalo ikitkiyaulutik umayukhimayut naunaiyautait kiungitunit umayukhiuktinit. Kihimilu, kiuhimayut naunaiyautait umayukhiuktit amigaitkiyaukpat umayukhingitunit, aipaanut piniamat ovalo naunaiyautait ihumaniaktut kaaganut. Hamna atukpaktuk kiuyaungitut ihimagiyauniak (ilangani 5.3) avataanut katitigutaini umayukhiuktinik. Kingulimi ayonalaat hamna ihumagiyauyuni ilangit ilauyut tuhaktitikataktut umayungitut pihimalaamata atukagitiyumanginamigik umayukhimayaminik katitikhimayuni. Hamna pivaktut takuyaungitut kiuyaungitjutit ovalo ukakhimayuk ilangani 5.3.2mi. Iniktigutait hamani ihivgiufaagutini naunaituk avataanut katitikpaktut umayukhiuktinik pihimayut ihivgiuktitlugit. Pilaakata, takuyaulaitumik kiungitunik pinguaktut avataanut katitigutiyunut, ayonaktuk naunaiyagiami kanugituk ayonagutit. Ihumagivlugit hapkoa ovalo naluvlugit namungauyuk ihumagiyait, naunaiyautait ikpinagutait haman ihuinaakhimayuni pingituk. Kihimi pilaamata ihumagiyait pihimayut tamamik namungautjutaanut amigaituni, ukalaaktuk tamaat ikpinagutait umayukhiukhimayut naunaiyautaini mikiniaktuk.

Hamani ukauhiit piyut talvatuak hivulimi titigaktautitlugit atuktaini. Kihimi ihivgiuktitlugit, nunani havaktiit kungiakhimayait titigaktitauyut naunaiyautainik umayukhiuktit ovalo ihuakhakhugit naunaiyautait pilaakata. Ihuakhautjutit pihimayut titigagutaini katitikhimayut atukhugit umayukhiuktit nuukatautjutait, tukuhimayut ovaluniit aalangukhimayut umayukhiuktut piyaini. Nutaa umayukiuktit ilahimayutlu katitikhimayunut pilaalimata ihivgiuktuni. Ihivgiufaakhugit katitikhimayut ihivgiuktut titigagutait ovalo inikhimayut ihivgiugutaini nunani naunaiyakhimamata takukhauyut kungiagutiit ihuinaakhimayut ikitut ovalo pingitut ihumagiyaini tuhaktakhami umayukhiukhimayut tamaat namutkiak ovaluniit angiyunik ihumaalugiyakhanik.

5.2.2 Naitumik titigakhimayut

Uktukhimayut atuktangit tamaat ovalo nakuuyumik takutiakhimayait umayukiuktit amigaitjutait? Kiutjutaa takukhauyuk pingitut amigaituni nunani. Amigaivyaktuni ihumaiyaini ilauyutlu munagiyit katitigutait atukhimayuni hivulimi titigaktitihimayuni atuktainik ovalo atuktangit nunani havaktiit inuuviviniit ihumagiyait umayukhiuktit akianut atuktakhat naunaiyautaini umayukhiuktit, takukhauyuk hapkoa katitigutit ihuinaagutit pihimayut NWHSmi. Ataanu katitigutit umayukhiuktini takukhauyuk angitkiyak ayonagutit ovalo piniaktuk ataanut ihumagiyainik umayukhiukhimayut naunaiyautaini. Keelininga hamna ihumagiyait ukakhimayut Ilangani 6: Nunani Iniktigutait Ukauhiit. Avataanut katitigutait piyunakhiyut mikiyumik kihimi naunamat naunaiyagiami ovalo pilaaktut ihumagiyaini naunaiyautini namutkiak naunaiyakhimaimata ovalo ihumagiyauyuk mikiyut. Taimaimat, piyakhait 1mi pilaituk tikinahualugit.

5.3 Ihivgiukhimayut pihimayut ovalo kiungitut ihumayait

Hamna ilanga ihumayuk piyakhait 2mi: Pihimakpata nmi kiuhimayut ihivgiugutini makpigaani naunaiyakhimayut uktugutaini Nmi umayukhiuktit, ilaa, angingitut aalatkiigutait umayukhiukhimayut naunaiyautaini ovalo pikataktait kitkani tahapkoa kiuhimayut ihivgiuktunut ovalo tahapkoa pingitut. Angiuyut aalatkiit kitkani malguuk pilaaktu ataani uktugutaini inugiagutaini (uktugutit ihuinaagutit) ovaluniit pikakat atuktaini aalatkiigutait kitkani tahapkoa kiuhimayut ovalo kiungitut (kiungitut ihumagiyait). Angitkiyaukpat kiuhimayut naunaiyautait, mikinikhauniaktut ikpinagutait tamamik uktukhimayut ihuinaagutait ovalo kiungitut ihumayait umayukhiukhimayut naunaiyautaini.

5.3.1 Ihivgiukhimayut Pihimayait

Ihivgiukhimayut pihimayait avataanuinaktut 75%nik. Pihimayait pikatainakafugumik, iniktigutait pihimayaini naunaiyautaini ilangani angitkiyauniaktuk nakuuyunik naunaiyautini tamaat umayukhiukhimayut, ilaa, ihuakhihimagumik pihimayut umayukhiukhimayuni naunaiyautaini mikinikhauniaktut. Kihimi hamna pinginmat tamamik umayunut. Hivulimi, ilangit umayut pivaktait mikiyunik amigaitjutainik, talvatuak ilaani ikitunit umayukhiuktinit (ilaa, nanuit, tugaaliit kilalugait ovalo aiviit). Taimaimat, titigagutit atuktangit pihimayut ilangit hapkoa umayut pilaamata nakuutkiyanik umayukpaktainik naunaiyautaini inikhimayunit umayukhiukhimayut ihivgiuktunit. Taimaimat, NWHSkut atukpaktut DSDkunit titigakhimayainik atungithugit ihivgiukhimayut naunaiyautait nanunut tamaitainik.

Aipaani, ilaani ikitkiyait umayukhiuktit pivaktut angitkiyainik ilangani tamaat umayukhimayuni, ilaa nalunginamik talvani umayunik ovaluniit “umayukhiutiakpiaktuigamik” umayukhiuyukamik aalanut Inunut inminutlu. Tahapkoa Inuit iliyauvaktut ‘umayukhiukataktut’ ovaluniit ‘umayukhiukpiakpaktut’ umayukhiuktit. Mikihiyut

tuhaktakhait naunaiyautait tahapkoa aviktukhimayuni ihumaalugiyavut. Ihivgiukhimayut pigaagata ikitkiyaukpat 75%nit aviktukhimayuni titigakpaktut ovalo ukakhimayut ilangani 6: Nunani Iniktigutait Ukauhiit.

Ilauyut tamamik katitikhimayut ikpatauyami naunaiyakhimayut amigaitjutait umayukhiuktit umayukhimayut tamamik umayunik. Taiguaktut ukautauhimayut umayut umayukhiukhimayait ikitut umayukhiuktinit, iniktigutait umayukhimayut naunaiyaita piyakhait ihumagilugit.

5.3.2 Kiuyauhimaitut

Pingahuuyut pivaktut kiuyuitut ihivgiuktunut:

1. Ilangit ilauyut piyukhat Inuit ilauyuitut;
2. Ilangit ilauyut Inuit takuyaulaitut nunani havaktinit;
3. Ilangit nunani havakiit takulaitait ilangit Inuit ilauyut.

NWHSkut ilauyumayunut ihivgiuktut ovalo taimaimat ihivgiuktut, ilangit Inuit ilauyumalaaktut. Hapkoninga pihimagamik:

- Ihumagitiaginamigit ovaluniit nalugamigit hunmat ihivgiuktut ovalo kanuk ikayuktaulaaktut iniktigutait;
- Ihumagitiaginamigit ovaluniit ukpigivlugit ihivgiukhimayut katititjutait atuniamagit ovaluniit takuyaulaamata aalanut inunut atungitaminik ovalo pilaaktunik atugutikhainik;
- Ukpiginginamigit ovaluniit nakuuginamigit nunani havaktiit, nunat angigalualutik ovalo havatiaktuugaluit nalunginamiuk inminik kiuyukhat.

Pivaktut kiuyuitut NWHSmi ihumagiyait pivaktut malguni. Hivulimi ukakhimayut kiuyumangitut. Ilangit umayukhiuktit piyumainakpaktut ilaulutik ihivgiuktuni. Tatkikhiutini tuhaktakhat naunaiyautait hamani kiuyukhani unguvakhimayut ihivgiuktitlugit (ilangani 3.7.3.), pilimaigamik kanugitaakhait kitkani umayukhiuktit pilaitut ukakatigiyaami akianut umayukhiuktit piyumangitut ukakatigiyaulutik tatkikhiutini tamaat. Kihimi umayukhiuktit kingihimayut ilaulutik, naunaiyakhimayut titigagutini ikpatauyani, naunaiyalaaktut hapkoa umayukhiuktit. Ikpatauyami 9mi takukhauyut amigaitjutait umayukhiuktit kingikataktut ilaulutik ihivgiuktuni nunanit ovalo ukakhimayut ilangani 5.3.4mi.

Aipaani piyut kiuyuitut piyumanginamik ovaluniit takupkaiyumanginamik kiuyuitut. Taimaimat, hivulimi apikhugutait tatkikhiutini ukakatigiyait kiulaitut, pihimagamik Inuk umayukhiukhimayaamini aipaani tatkikhiutimi, ilangani ukakatigivlugit pilikpaktut kiukatakhutik "Iik" piplutik angingitut ukakatiutitlugu.

Ihumagiyait pingitut takulugit tamaat ihivgiuktukhat Inuit pihimavamata ilaa, Inuit tamamik ihivgiuktaulaaktu takulaimata tamaat tatkikhiutini ihivgiuktitlugit. Kihimi nunani havaktiit ukaktitauhimayut takulugit tamamik Inuit tatkikhiutini umayukhiuktit katitihimayuni (ovaluniit ukakatigiyakhat katitigutaini) ovaluniit angilgauhimaitut. Nunani havaktiit ukatitauhimayut pilutik aipaani tatkikhiutini katitikhimayut Inunit takuyaugaagamik, hamna pikatainayuituk.

Ilaa, nunani havaktiit ihumaplutik ovaluniit ihumangithutik ilivaktait ihumalupalaaktukhaungitut takulugit ilangit ilauyut Inuit ovaluniit takungilugit tamaat. Ihumagiyait ilauyut, inminik nakuugiyait ovaluniit nakuugingitait ovaluniit takulainamiuk taamna Inuk. Taimaimat ilangit Inuit pikataktut ilaani takulaitait. Nunani havaktiit ovalo umayukhiuktit aatjikiitut pivaktut hamani ilaani pivaktut ihivgiuktuni amigaituni nunani.

Tamamik hapkoa ihumagiyait kiuyuitut pilaamata, pihimayutlu, pikatainagitut.

Uktugaagamik mikiyuni ilangini angiyut inugiagutinit, nalunaktut kiuyuitut ovalo ikpinaktuk kanuk aalanguyut ihivgiuktauhimayunit. Kihimi angiyut ilangini mikiyuni inugiagutinit ihivgiukhimayut (NWHSkutut), ilangit naunailikpaktut kiuyuitut nalunailaaktut, havaktut pilaaktut naunaiyalugit hunmat ovalo kanuk kiulaitut ihumagiyainik.

5.3.3 Ikpinagutait kiuyuikaagami

Piyumangitut ilaulutik ihivgiuktuni pingitut hunmat kiungitut ihimagiyaminik, ilaa, amigailaamata hunmat ilaungitut. Kihimi, piyumangitut ovaluniit ukpigingitut atugutainik ovaluniit takulainamik ihivgiukhimayuni katitikhimayuni ovalo mikhaanut inminik tuhagutikhainik pilaamata takupkaiyumangithutik umayuktaminik naunaiyautainik. Taimaimat, NWHSkut amigaitunakhimayut hunmat Inuit takupkaiyumangitut angiyunik umayukhiukhimayait naunaiyautainik ikitkiyainit. Ukangualugu, umayukhiuktit ukpigiyukamik, takuyaugumik umayukhiukpaktut amigaitunik umayunik, nutaat kotat ilitaulaaktut ovaluniit pihimayut kotat mikhiniaktut.

Pikataktut takuyauyuitut ilangit umayukhiuktit pihimalaaktut kiuyuituni ihimagiyainik. Umayukhiuktit takulaitut ukakatigilugit aalatkiimata tahapkoninga ukakatigilaaktunut. Ukangualuni, umayukhiuktit nunamiiginaktut umayukhiukhutik ayonaniaktut takuyaami. Ovalo, umayukhiuktit havaktut tamaat autlaakatakhutik havaamini ayonaniaktut takuyaami.

Pikataktuni pingitut nunani havaktiit taklugit ilangit Inuit pingitut ilaukatauyaini kiuyuitut ihumagiyainik.

5.3.4 Kanugitut kiuyuitut Ihumaiyait

Inuit ilauyumangitut ihivgiuktuni titigakhimayut taimaatut hivulimi titigagutini ikpatauyaani. Ikpatauyak 9mi takukhauyut amigaitjutait hapkoa umayukhiuktit tamamik nunanit ovalo naunaiyakhimayut hapkoa ihumaalugiyauyuugaluit hapkonani nunani titigakhimayut naunaiyautaini piktaktut kiuyalaithutik avataanut 5%kuyut.

- Qikiqtarjuaq
- Kamanituaq
- Igluligaajuk
- Kangiklinik

Pihimayunakhiyuk kiuyauyuitut ihivgiukhugit pikatainaktut ilaukatauyuni naunaiyautaini (piyakhait 1mi ovalo piyakhait 2mi kiuhimayut) avataani talimat ukiuni, taimaimat, mikhiliktut naunaiyautait ilauyunut piligunakhigamik "umayukhiuktit unagugutainik" ihivgiukataktunit. Nunat takukhauyut mikinikhanguliktut ihivgiuktuni Qikiqtarjuaq, Iqaluit ovalo Naujaat. Takukhaungituk takupkaiyumangitut kiungitkaagamik kihimi atugamigit takuyumangitut uktugutigivlugu ihivgiuliktitlugit, ilaa taimaituugitunakhiyut.

5.3.5 Naitumik Titigakhimayut

Pivaat *nmi* kiuvaktut ilauvat amigaituni ilauyuni uktukhimayut *Nmi* umayukhiuktit? Tamaat, piyunakhimata ilangit kiuyuitut ihimayait hamaniitut ovalo ikpinagilaaktut naunaiyautait iniktigutini nunani kiuvaktut naunaiyautait mikiyut (mikitkiyait 75%nik), ikpinaguait hamna ihumaiyaini (kaaganut ovaluniit ataanut) umayukiuhimayut naunaiyautait ayonaktut katitigiami. Taimaimat piyakhait 2mi pihimayut tamamivyak nunani kiukataktut naunaiyautait angiyut. Kihimi pilaaktut tahapkoa nunat kiuyuitut naunaiyautait angitkiyauyut 5%mik.

5.4 Naunaiyautait ihumagiyut ovalo kiuvaktut ihuinaagutait:

Hamna ilanga ihumavaktut piyakhait 3: piyaakhaita ihivgiukhimayut kiutjutait naamagiagani, ilaa, naunaiyautait pitiakhimayut umayukhiukhimayuni kiukataktunit Inunit.

Ihivgiugutit naunaiyautait ukaktut apikhuutit hanauyagutainik ovalo munagitjutainik atuktaini, pinahuamata nakuuyunik ihivgiuktuni apikhuutainik. Nakuutjutait iniktikhimayut ihivgiukhimayut mikhinahualugit pilaaktut kiuhimayut ihuinaagutait. Kiuhimayut ihuinaagutit ukaktut aalanguyaini kitkani "Nakuuyut" kiuhimayut apikhuutimut ovalo kiuhimayait apikhutauyut tunivaktainik apikhuutimut. Kiutjutit ihuinaagutait pilaaktut umayukhiuktit umayuktaminik kafinik angitkiyanik mikinikhaamit piyaminit amigaitjutaini umayunik ovaluniit pilaaktut umayukhiuktit ukangitkumiuk umayuktaminik ilangit umayunik (ovaluniit tuningitut kanugitut umayut, angnauyaakhaita ovaluniit angutauyaakhaita, ukiungit ovaluniit nani umayukhimayait) tuhaktitivluni umayuktainik aalanik umayunik. Hamna kingulik pivaktut titigakhimayut kiungitut ovalo aalauyut kiungitumit ihimagiyainik ukakhimayut ilangani 5.2mi.

Kiuhimayut ihuinaagutait pilaaktut ilitagingitkumiuk apikhguti ovaluniit utiktihimayut ovaluniit pihaktainik. Nakuuyumik umayukhiukhimayuni ihivgiuktut piyukhat hapkoninga maligutikhat pikpagit:

- Ilangit ovaluniit aatjikiigutait naunaiyatiakhimayukhat ovalo apikhgutit ayonaihimalugit kiuyunut (naunaiyautait ovalo apikhugit hanauyautait).
- Kiuyut nalungitukhat ovalo puigugilutik "nakuutiaktut" kiutjutit (mikhinahualugit utitikhimayut ihuinaakhimayut).
- Kiuyut ihumagiyakhait kiuyaminik apikhuutinut nakuuyumik ovalo inminik (mikhinahualugit ihumagiyainik kiuhimayut uktugutaini kaaganut ovaluniit ataanut).

Ilaa, kiuhimayut ihuinaakhimayut ihuakhilaitut kihimi naunaiyalaat ovalo titigalaat ovalo maliktakhait ovalo angitjutait ihumagiyaini ilitagilugit ovalo ilautilugit.

5.4.1 Naunaiyautait ovalo Apikhugutit Hanauyautait

Avataani 60tiuyut umayut ovalo ataani umayut tuhaktitihimayut NWHSmi (Ikpatauyak 2). Ilauyut ihivgiuktuni tuniyauhimayut katitigutainik hapkoa umayut umayukhiuktaini ihivgiugutit tatkikhiutini, pivaktait nunani havaktiit apigivalugit umayukhiuktit tamamik umayut apikhuktitlugit. Amigaitkiyaut nunani havaktiit apigilikpaktait umayukhiuktit hivulimi apigivlugit umayukhiugiagani tatkikhiunmi. Umayukhiuktit apigiyauyut: "hunamik umayukit?" Hamna pivagunakhiyait umayukhiuktit puigukhutik tuhaktiyakhaminik ilangit umayut. Ovalo umayukhiuktit taiguatiahimaitkumik umayut katitiguaini, naluyunakhimayut tuhaktitakhait ilangit umayut. Hamna ikpinagilaaktait umayukhiuktit ataanut tuhaktitiyut umayukhiukhimayainik. Hamna pivaktut tuhaktitauvaktut amigaitunik umayukhiuktinit nunanut pulaaktakhuta, ilaa, mikhaanut pikatakpaktait maniit, tingmiat kiviungit ovalo ikaluvaluit.

Kitkaniituk ayonagiyauvaktuk apikhugutini hunauyut, tamamik nunani havakgiit ovalo umayukhiuktit, pikataktait atugutainik kinauyaliugutit umayukhimayuni. Umayukhimayut naunaiyakhimayut umayut ovalo ikaluit tukuhimayut ovalo pivaktait. Pinahuakhimayut ilaulugit kinauyaliugutit umayukhimayuni talvatuak atukagu iluani Nunavumi (ilangani 3.2). Nunani havaktiit ukaktitauhimayut katitiklugit kinauyaliukhimayut umayunut katitikhimayuni umayukhiuktinit kihimi titigaklugit taimaatut katitikhimayuni. Taimaatut hapkoa umayukhimayut atulaaktut naunaiyautaini mikhaanut kihimi unguvaktaulaaktut katitikhimayunit naunaiyautaini umayukhiukhimayut naunaiyautaini ovalo BNLmit (ilangani 3.2.). Amigaivyaktut ayonaktut pivaktut katitigutainik katitikhimayut kinauyaliugutaini umayukhimayut.

Hivulimi, Nunani havaktiit tuhaktitauhimaitut aalatkiit kitkani umayut niuviktauhimayut atugutaini iluani Nunavumi ovalo umayut niuviktauyut hilataanut Nunavumit. Taimaimat, hamna ayonakpaktuk umayukhiuktit tuhaktitilugit nalugamik namut umayuktangit niuviktauvaktut niuviktigaagamik. Taimaimat, ilangit kinauyaliukhimayut umayugit tuhaktitivaktut niuviktauvaktut iluani Nunavumi ovalo ilauyukhat BNLmi naunaiyautaini. Iniktigutait hamani ataanut naunaiyakhimalikpaktut umayuktaminik. Kihimi ikitut kinauyakhiukpaktait titigagutait unguvakhimayut katitikhimayunit (ikpatauyak 4) ovalo taimaimat ihumayugut hamna ikpinaluangituk.

Aipaani, umayukhiuktit ilaani tuhaktitivaktut kinauyaliuktaminik umayukhiukhimayainit ilangani atuktakhaminik umayunut ovalo hapkoa ilangit aviktukhimaitut kanugitaakhait. Iniktigutait hapkoa ayokhagutit mikhaanut nunani havaktiit ayoikhaitjutaini ovalo tuhaktituitjutaini umayukhiuktinut pivakatut ilangini nunani kinauyakhiugutit umayut niuviktauhimayut hilataanut Nunavumit tuhaktitauvaktut ilauplutik atuktakhamini umayunut. Hamna ihuinaakhimayut naunaiyaniaktuk avataanut naunaiyautini umayukhiukhimayut hapkoa umayut.

Angiyuumata hapkoa ayonaktut aalatkiimata kitkani umayut ovalo kitkani nunat, ukautauyut ilangani 6mi: Nunat Iniktigutait Ukauhiit hamani katitikhimayuni ikpatauyaini tamamik nunani.

5.4.2 Utiktihimayut Pingitut

Piplutik atuktainik aalat nunakakaakhimayuni umayuikhimayut ihivgiugutaini, ihivgiugutit pihimayut tatkikhiutini piyaami mikhinahualugit utiktihimayut pingitut ovalo umayukhiuktit tuniyauhimayut umayukhiukhimayunik tatkikhiutinik utiktihimayut ikayugutikhainik. Umayukhiuktit takuyaungitpata tatkikhiutini , nunani havaktit apigilaaktut tuhagutikhanik umayukhiukhimayainik pihimaitut tatkikhiutini, takugumiuk. Hamna kigulikhimayut maligutait pivaktut iluani pingahut tatkikhiutini. Kihimi ilangini nunani utikhimayut avataanut siksini tatkikhiutini pivaktut ilaani. Ilauyut katitikhimayuni ikpatauyani tamamik nunani tatkikhiutini utiktihimayut ikpatauyait. Utiktihimayut naunaiyakhimayut amigaitjutait tatkikhiutit kitkani umayukhiukhimayut ovalo ukakatigihimayait tamamik umayukhiukhimayut titigakhimayait katitikhimayuni. Utiktihimayut ikpatauyait naitumik titigakhimayut hamna tuhagutikhak takuyaulaaktut ilangit titigakhimayut utiktihimayut talimani tatkikhiutini ovaluniit ataani, 4nit 6nut tatkikhiutini ovalo avataanut siksiit tatkikhiutit.

Ikpatauyanit takuyaulaat ungahiktunut utiktihimaitut ayokhagivaktait hapkonani nunani: Kamanituaq, Qikiqtarjuaq, Ikaluktutiak, Salliq, Sanigayaq, Iqaluit, Kugaaruk, Kangiklinik ovalo Tikigakjuaq. Ikpinagutait hamna ungahiktigaagat utiktihimayut ilaani iniktialaitut ovaluniit ihuatialaitut. Hivuliukpat, iniktigutait ilaani ataani iniktialaitut.

Pigalualuni utiktihimayut, piyait angiyuuyukhat umayukhiuktiyut piyaami utiktihimayukhat. Nalungitut umayukhiukhimayut ihivgiukhimayut ilaani utiktihimavaktut umayukhimayait amigaitjutait nakuutkiyat angiyunut umayunut ovaluniit umayukataktait umayut, tahapkonanga umayut pikatainaktait ovaluniit pivaktait umayut amiagitunik. Kinguani, amigaitjutait naunaiyalaitunakhiyait ovalo ihumagilaitunakhiyait umayukhiuktit. Nunanut pulaakatakhuni umayukhiuktit tuhaktikatainaktut naunaiyakatayuitait kafiit maniit, kiviut ovaluniit ikaluvaluit umayukhimayait. Nalvaalikpaktut ayonaktumik kafiuyut amigaitjutait nunani havaktiit apigigaagata. Atugutait utiktihimayut ikayuutait tatkikhiutit ikayugutigilaaktait hamani.

Tatkikhiutit atugutait ihivgiuktuni aalatkiiktut nunanit, piplutik amigaitut umayukhiuktit atulikpaktait tatkikhiutini nunani: Sanikiluaq, Kingauk ovalo Igloolik ikitunut atugutaini; Iqaluni, Kugaarukmi, Naujaatni ovalo Ikaluktutiami. Ilangini nunat tuhaktauhimayugut tatkikhiutit atukpaktut aalatkiit iluani nunat ovalo inikniuyuni umayukhiuktit atuinaktait tatkikhiutit amigaitkiyanik ovalo inuulgamiit umayukhiuktit atukpaktut ihimaminik (Igluligaajuk ovalo Kugaaruk). Mitimatalimi ukautauyugut umayukiukataktut ovalo umayukhiunginaktut atulikpaktait tatkikhiutit utiktihimayuni atugutainik.

5.4.3 Uktugutit Kiuhimayut Ihimagiyait

Uktukgutit kiuhimayut ihmagiyait ukakhimayut ihumagiyainik umayukhiuktit ukakpialutik, ikinikhaalugit ovaluniit ukangilugit umayukhimayainik. Ihumagiyait ilauyut ikhiplutik apikhuktauyaami ataani umayut maligaliugutaini ovaluniit ikhiyut kinauyaliuktainik apikhugutainik ovaluniit tamaiyaamini pilihimayunit pilaaktaminit. NLCAmi pitkuhimaituk tunilugit inminik katitikhimayut atugutinik, piyunakhigamik tamamik umayukhiuktit naluyunakhigamiuk hapkoa ilangit ihivgiuktunit, ovaluniit ukpigiginamiuk angigutait. Pingangimat ilangani Inuit tuhaktakhainik atiktuitjutaini munagiyaami pilihimagami ihivgiuktut.

Hapkoa ukakhimayut mikhaanut uktugutit kiuhimayut ihumgiyait nunani ukakatigivlugit:

- Ilaa, kingulimi umayukhiulaitut ilangit umayut (hapkoa; tingmiat ilangit kukyuit), taimaimat umayukhiuktit tuhaktitiyuitait tahapkoa umayut.
- Amigaitut Inuit umayukhiuktit ukakpalaayuitut ovalo ataani tuhaktitilikpaktut umayuktaminik.
- Amigaitut umayukhiuktit nalugamik hunauyut ihivgiuktut ovalo ihumayut katitikhimayut atulaaktut akianut umayukhiuktit hivunikhaini. Hamna piyunakhimayut piyait tuhaktitihimayuni ilangit umayut.

Ukakpalaagiami umayukhiukhimayuni pinahuakhuni angililugit BNLmi pilaitut angiyumik, ilaa, piyaunialaamat amigaitunit umayukhiuktunit ovalo angiyunik ukakpalaalutik. Hamna ihimagiyauyuk pilaitut inuuviviniit atugamiuk ovalo takuyaulaamat tuhaktaulunilu ovalo ukatauluni ihivgiuktinit.

Atatuhik ilanga uktugutit kiuhimayut ihimagiyait nunani havaktiit pivaktait ihimagiyaini, ilaa, umayukhiukti aliagingitait ovaluniit ukpigigingitait ovaluniit ihumaalugiyait apikhukti. Pikainamat atauhimik nunani havaktini nunani, atugutikhait aalat apikhuktit hamani pilainmat.

Pivaktut ilangini nunani inminiigutit ihumagiyauvaktut kitkani nunani havaktit ovalo ilangit umayukhiuktit ikpigiyauvaktuk apikhuktitlugit. Ilangit kinauyut ihumagiyauvaktut, ilaani angutit umayukhiuktit tuhaktitiyumangitut katitikhimayaminik angnamut havaktimut. Aalani ihumagiyauyuk, ukiungit, ihumagiyauvaktut ilangit nunani inikniuvyaktut havaktiit nalungitkiyat umayunik nakuutkiyamik pilaaktut tatkikhiutini apikhuktauyunit. Ukakhimayutlu, ilangit inminiigutit ovaluniit ilakatigiit palitiksnik ikpinagiyauyut kanuk umayukhiuktit tuhaktitiyait ilangainut havaktinut.

5.4.4 Naitumik Titigakhimayut

Ihivgiuktut kiutjutait nakuuvaat, ilaa, pivakpat nakuuyumik umayukhiukhimayut kiuvaktait Inuit? Kiutjutaa takukhauyuk Iihik tamamivyak ilauyuni, ilaa, angiyunik umayunik ovaluniit pitaktakpaktait umayukhiukhimayut umayut ovalo utiktihimayut mikigaagata. Kihimi pivaktut ataani tuhaktitivaktut ilangit umayuni pigaagata. Hapkoa umayut ilangit; ikaluvaluit, maniit ovalu tingmiat kiviungit. Ihumagiyauyutlu, kaaganut tuhaktitilikpaktut umayukhiukhimayut ilangit umayut pivaktut kinauyaliuktuni umayunik ilauvaktut ilanganut titigakhimayunut. Naunaitjutait ovalo namungauniaktut ihumagiyait hapkoa ihuinaalaaktut aalatkiiktut nunani ovalo umayukhimayuni. Taiguaktut takuyukhat Ilangani 6mi: Nunani Iniktigutait Ukauhiit mikhaanut hapkoa ihuinaakhimayut ovalo ikpinagutainik. Taimaimat, pigiyait 3mi pivaktut tamamivyak pihimayaini.

5.5 Naitumik titigakhimayut Naamaguyaakhait Umayukhiukhimayut Naunaiyautait

Pipluni naitunik, titigatiakhimayunik titigakhimayut naamguyaakhait Umayukhiukhimayut Ihivgiukhimayuni katitikhimayut ayonaktuk. NWHS ilaa ihivgiuktitiumat ilauyut havaktiit ovalo ilauyut 28ni nunani pikatauyut katitiktilugit katitigutit umayukhiukhimayunik avataanut 60nik aalatkiit umayut 5,000nit umayukhiuktinit talimani ukiuni. Angitjutait ovalo ayonagutait ihivgiukhimayut pihimayut katitkhimayunik naamaktunik ihumagiyaini aalauyut nunanit, ukiuni ihivgiukhimayuni ovalo ilangini umayuni.

Pitkuyauyut Inuit atugumayut Umayukhiukhimayunik Ihivgiugutait katitikhimayut hivulimi naunaiyaluni katitikhimayainik piyumayainut. Atuktut piyukhat piyumayainik katitikhimayut kitumit nunanit ovaluniit kitumik umayumik ovaluniit katitilaaktait piyumayait kitumut ubluini ihivgiukhimayuni. Atuktut naunaigumik naamagutainik katitikhimayut atugumayainik ihivgiufaalaaktut taigualugit Ilangani 5mi ovalo takulugit ilangani 6mi nunani ovalo umayut piyumayainik, kungialugit Nunani Iniktigutait Ukauhiit ilauyut nunat ukakhimayait ovalo aalat atulaat katitikhimayuni. Pihimalutik tamamik hapkoa tuhagutikhat, taiguaktut ihumagilaaktut mikhaanut naamagiagani katitikhimayut ihumagiyait mikhaanut ovalo naunaiyaniaktut tahapkoa naamagiagani nakuuyut atugutikhaini katitikhimayut.

Kitkani atugutait NWHSmik tunilutik NWMBkunut tuhagutikhainik piyakhainik naunaiyagiami hivulimi atuktakhait naunaiyautainik tamaat pilaaktut umayukhiulaaktunik ilihimayukhat ovaluniit pihimalutik ilanginik umayunik. Pihimanmat hamani ukakhimayuni, NWMBkut maliktukhat aatjkutaanik atuktainik ihivgiufaagiani katitikhimayut naamagutait pikpata naamagiagani hivulimi atuktakhait naunaiyautait katitikhimalikata. Umayukhiukhimayut naunaiyautait takulaaktut hamani Inikhimayumi Tuhaktakhami ihivgiufaakhimayunik ovalo ukauhiit katitikhimayut tuniniaktut NWMBmut atugutikaluni iniktigiami hamna havaktakhak. Hivulimi atuktakhait NWHSmi pihimayukhat ihumagiyaini tahapkoa atuniaktut tuhagutikhainik hamani tuhaktakhani aalanut atugutikhanik.

6. Community Results Discussion

As explained in Section 5.5, data reliability issues differ not only among communities but also among the years of the study and among the species. So in order to provide readers with the necessary tools to assess these issues we have included a Community Results Discussion for every community that participated in the Harvest Study. Since each discussion is tied so closely with the Harvest Study results, data tables 11 through 674 are included in this section of the report with each individual Community Results Discussion following the five year summary table for each community. Tabs are used to separate the data and discussion for each community to allow quick and easy reference to specific data.

Each community tab contains the following:

Annual data tables (Section 4)

- Monthly harvest estimates
- Monthly hunter response
- Recall period between harvest and interview
- Number of hunters harvesting each species

Five-year summary tables (Section 4)

- Annual harvest estimates and five-year mean (with footnotes)
- Annual hunter response
- Recall period between harvest and interview
- Number of hunters harvesting each species

Community Results Discussion

This section:

- Summarizes data reliability issues and discusses whether the three conditions identified in Section 5 were met.
  - The survey frame: *Does N fully and accurately represent the hunter population?*
  - Survey coverage and non-response bias: *Do the n respondents constitute a sufficiently representative sample of the N hunters, by virtue of adequate response rate and appropriate assessment of non-response bias?*
  - Measurement issues and response error: *Are the survey responses valid, i.e. do they measure the true harvests of responding individuals?*
- Cautions readers, where appropriate, regarding the reliability of harvest estimates. During the analysis phase of the Harvest Study the review of the data indicated some potential problems with respect to the reliability of the estimates. Although rigorous statistical tests using numerical criteria were not run, a certain amount of subjective analysis was done by means of identifying data with certain key problems:
  - *Under-enumeration of hunters* – will result in an underestimate of community harvest; the effect ranging from being small where relatively few hunters were unregistered (less than 5%) to being potentially large in communities where a large number of eligible hunters were not registered in the study (over 10%). The classification of the unregistered hunters must also be considered given that unregistered active or intensive hunters would be of greater concern than a similar number of unregistered occasional hunters.
  - *Low response rates* – increase the potential for both sampling error and non-response bias. Generally response rates of less than 75% were considered to be problematic. Caution is recommended when several months during a study year have rates below 75%, when any month drops below 50% or when rates for the active or intensive strata are consistently below 75%. Readers should refer to response rates and confidence intervals when using the harvest estimates shown in the data tables.
  - *High rates of intentional non-response* – increase the potential for non-response bias. Generally rates of over 5% were considered to be high and a potential problem.
  - *Long recall periods* – increase the potential for measurement error. The measurement error introduced by long recall periods would likely result in underestimation of harvests since Inuit hunters are more likely to under-report than to over-report their harvest. Caution is recommended when several months during the study year have high recall periods, indicating that many of the harvest records were collected more than three months after the harvest.
  - *Community feedback and an assessment of commercial harvest reporting* were also included in some cases to caution readers on other sources of measurement error.
- Includes footnotes from the five-year summary table: *Annual harvest estimates and five-year mean.* These footnotes contain relevant community comments on the annual harvest estimates and other sources of harvest data. The following details the sources used for these footnotes and how the sources are identified in the text:
  - **C.F.:** Community feedback obtained during the community visits from January to May 2003. Feedback was obtained from HTO Board members during the HTO workshop and/or from members of the public during the public meeting.

◦ **DSD PB:** Polar bear harvest data were provided for all Nunavut harvests from 1996 to 2001 as unpublished data in electronic format by the DSD Polar Bear Harvest Program. Polar bear harvesting is managed using a quota or tag system. The data received listed, for each tag used: the season or year of harvest, the community, the reason or type of harvest, the date of the kill and other associated information. The Harvest Study Coordinator then separated out the subsistence harvests and summarized the data by community and Harvest Study year (June – May). Given the difficulty in accurately estimating the harvest of species which are taken in relatively small numbers and the more accurate recording system of DSD, these numbers were used in place of those collected during the Harvest Study. Note that the following hunts were NOT included in these totals: sport, illegal, problem or miscellaneous.

◦ **DSD MXa:** Musk-ox harvest data for Arctic Bay, Grise Fiord and Resolute Bay were provided as unpublished data in electronic format by the DSD regional office in Pond Inlet. Musk-ox harvesting is managed using a quota or tag system. The data received listed, for each tag used: the season or year of harvest, the hunter's community, the type of harvest (domestic or sport) and the date of the kill. The Harvest Study Coordinator used the data to separate out the subsistence (domestic) harvests and summarized the data by community and Harvest Study year (June – May).

◦ **DSD MXb:** Musk-ox harvest data for Cambridge Bay were provided as unpublished data in electronic format by the DSD regional office in Kugluktuk. The data received included the tag return data from 1997 to 2003. Musk-ox harvesting is managed using a quota or tag system. The data received listed, for each tag used: the season or year of harvest, the type of harvest (domestic, commercial or sport), the date of the kill and other associated information. The Study Coordinator separated out the subsistence (domestic) harvest and summarized the data by Harvest Study year (June – May).

◦ **DSD MXc:** Musk-ox harvest data for Gjoa Haven were provided as unpublished data by the DSD Wildlife Officer in the community. Musk-ox harvesting is managed using a quota or tag system. Harvest data collected under this system were provided by email and summarized by harvest season which was from July 1st to April 15th for Inuit hunters. This season falls within the Harvest Study year of June to May so that harvest quantities can be directly compared with respect to date. However, it was not possible to separate out the subsistence harvest from the sport hunts so quantities are not directly comparable with respect to type of harvest.

◦ **DSD MXd:** Musk-ox harvest data for Kugluktuk were provided as unpublished data by the DSD Wildlife Officer in the community. Musk-ox harvesting is managed using a quota or tag system. Data were provided by email and were given as estimated yearly harvests for each management zone not actual harvest summaries.

◦ **DFO N/B:** The narwhal and beluga harvest data for all Nunavut communities were provided by the DFO Area Office in Iqaluit. The source of the data supplied was given as: Annual Summaries of Fish and Marine Mammals for the Northwest Territories, Volume 1-8; DSD/DRWED; and Hunters and Trappers Associations. Some of the beluga data were reported to be estimates provided by Wildlife Officers, HTO's and hunters. The data were provided in an electronic format summarized by fiscal year (April - March). Since monthly harvest data were not available we could not summarize the data by Harvest Study years (June - May). Therefore, harvest quantities are not directly comparable with respect to the date of harvest. However, given that most narwhal are harvested between May and November (based on Harvest Study data), we have compared the DFO 1996 (April 1996 – March 1997) data to the year 1 (June 1996 – May 1997) Harvest Study data for verification purposes. Similarly this was done with the other four years of data. However, some differences are to be expected between Harvest Study estimates and DFO harvest records.

◦ **DFO F:** Commercial and experimental fisheries data for all Nunavut communities were provided as unpublished data by the DFO Area Office in Iqaluit. The data, in two electronic files, summarized the licences issued for commercial and experimental fisheries between 1992 and 2002 and contained limited catch data relating to these licences. The Harvest Study Coordinator summarized the arctic char data in this file by Harvest Study year (June – May).

◦ **DSD FB:** Fur-bearer (seal, fox, wolf, wolverine, marten and bear) data for all Nunavut communities for the 1999/2000 and 2000/2001 seasons were provided as unpublished data in electronic format by DSD Headquarters in Iqaluit. The files display the number of pelts purchased from hunters in each community in 1999/2000 (July 99 – June 00) and in 2000/2001 (July 00 – June 01). Since monthly records were not available we could not summarize the data by Harvest Study year (June – May). The effect being that some differences are to be expected between Harvest Study estimates and DSD records. Differences will also result because not all pelts are sold by hunters; in some communities and for some species only a fraction of the harvested pelts are sold. For these reasons these data should be considered with caution and were only used in data verification for certain communities and certain species.

◦ **DSD WV:** Additional data were provided on the wolverine harvests for the communities of Kugluktuk and Cambridge Bay. DSD runs a wolverine carcass collection program in which hunters are paid $25.00 to return the carcasses of their harvests. The numbers of carcasses returned during this program from 1986 to 2002 were provided as unpublished data from DSD, summarized by season (July – April). This season falls within the Harvest Study year of June to May so that harvest quantities can be directly compared with respect to date. However, not all carcasses are returned, so numbers provided would be an under-estimate of the total community harvest.

ᐃᓚᖏᑦ 6

6. ᓄᓇᓕᓐᓂ ᓴᖅᑭᑕᐅᔪᓂᒃ ᐅᖃᖃᑎᒌᒍᑎᑦ

ᐅᖃᐅᓯᐅᒻᒪᑦ ᓈᓴᐅᑎᒥ 5.5, ᐊᓪᓚᓯᒪᔪᑦ ᓱᓕᔪᓐᓇᖅᑎᒋᓂᖏᓐᓄᑦ ᐱᔾᔪᑕᐅᔪᐃᑦ ᐊᔾᔨᒌᖏᑦᑑᔪᑦ ᓄᓇᓕᓐᑑᖏᑦᑐᖅ ᑭᓯᐊᓂᑦᑕᐅᖅ ᐅᑭᐅᖕᓯᓯᒪᔪᓂ ᖃᐅᔨᓴᕐᓂᖃᖅᑎᓪᓗᒍ ᐊᒻᒪ ᓂᕐᔪᑎᑦ ᐊᔾᔨᒌᓐᖏᓐᖏᑎᒍᑦ. ᑕᐃᒪᐃᒻᒪᑦ ᐅᖃᓚᒫᖅᑐᑦ ᓇᕝᕝᑭᑎᑦᓴᖃᑦᑎᐊᕐᔪᓪᓗᒋᑦ ᑕᒪᒃᑯᓂᖓ ᐱᔾᔪᑕᐅᔪᓂᒃ ᐃᓚᓚᐅᑎᓯᒪᔭᕗᑦ ᓄᓇᓕᓐᓂ ᓴᖅᑭᑕᐅᔪᓂᒃ ᐅᖃᖃᑎᒌᒍᑎᒥᓂᕐᓂᒃ ᓄᓇᓗᓪᑖᓄᑦ ᐃᓚᐅᖃᑕᐅᓚᐅᖅᑐᓄᑦ ᖃᐅᔨᓴᕐᓂᕐᒧᑦ. ᐊᑐᓂ ᐅᖃᖃᑎᒌᒍᑎᒥᓂᑦ ᐊᑦᑐᐊᔪᒃᑯᓚᐅᓂᖏᓐᓄᑦ ᖃᐅᔨᓴᕈᑎᐅᔪᒥᓂᕐᓄᑦ ᓴᖅᑭᑕᐅᔪᓂᒃ, ᓇᓕᖅᑲᐃᑦ 11ᒥᑦ 674ᒧᑦ ᐱᖃᓯᐅᑎᓯᒪᓚᕿᔪᑦ ᐅᑯᓇᓂ ᐅᓂᒃᑳᓂᒃᑐᓂᒃ ᐊᑐᓂᑦ ᓄᓇᓕᓐᓂ ᐅᖃᖃᑎᒌᒍᑎᒥᓂᕐᓂᒃ ᑭᖑᓇᓕᑎᐊᖑᒍᖅᑐᑎᒃ ᐅᑭᐅᓄᑦ ᑕᑦᓚᒪᓄᑦ ᓇᓕᖅᑲᐅᔪᓂᒃ ᐊᑐᓂᑦ ᓄᓇᓕᓐᓂᑦ. ᐊᕕᑦᑐᑎᑦ ᐊᑐᖅᑕᐅᔪᑦ ᐊᒻᒍᑐᖅᓯᒪᑦᑎᐊᕐᓂᕐᓗᑦ ᐊᑦᓚᑕᐅᓯᒪᔪᐃᑦ ᐅᖃᐅᓯᐅᕿᑦᑐᒥᓂᕐᓗ ᓄᓇᓕᓐᑑᑦ ᐊᑐᓂᑦ ᕿᓚᒥᒃᑯᑦ ᖃᐅᔨᒋᐊᕐᕕᐅᔪᓐᓇᖅᐸᕐᓂᕐᓗᑦ ᑭᓯᓪᓚᑖᑦ ᐊᑦᓚᑕᐅᓯᒪᔪᓂᒃ.

ᐊᑐᓂᑦ ᓄᓇᓕᓐᑑᑦ ᓇᓗᓇᐃᔭᐃᔪᑦ ᐃᓗᓕᖅᑐᑦ ᐅᑯᓂᖓᑦ:

ᐊᕐᕌᒍᑦᓯᐅᑎᑦ ᐊᓪᓚᑕᐅᓯᒪᔪᓐᑦ ᓇᓕᖅᑲᐃᑦ (ᓈᓴᐅᑎᒥ 4)

- ᑕᖅᑭᑕᒫᖅᓯᐅᑎᑦ ᐆᒪᔪᖅᑕᐅᕙᑦᑐᑦ ᖃᑦᑎᐅᓂᖏᑦ
- ᑕᖅᑭᑕᒫᖅᓯᐅᑎᑦ ᐊᖑᓇᓱᑦᑎᑦ ᑭᐅᕙᑦᑐᑦ
- ᐃᖅᖃᖅᓴᓇᓕᖏᑦᑕ ᐊᑯᑦᑐᑎᒋᕙᓂᖏᑦ ᐆᒪᔪᓚᐅᖅᑎᓪᓗᒋᑦ ᐊᐱᓯᖅᑕᐅᓯᑕᐃᓐᓇᕐᓂᖏᓐᓄᑦ
- ᖃᑦᑎᐅᓂᖏᑦ ᐊᖑᓇᓱᑦᑎᑦ ᐆᒪᔪᖅᓱᑦᑐᑦ ᐊᑐᓂᑦ ᓂᕐᔪᑎᐅᔪᓂᒃ

ᐅᑭᐅᑦ ᑕᓪᓚᒪᑦ ᓇᐃᓈᖅᑐᑎᑦ ᓇᓕᖅᑲᐃᑦ (ᓈᓴᐅᑎᒥ 4)

- ᐊᕐᕌᒍᑕᒫᑦ ᐆᒪᔪᖅᑕᐅᕙᑦᑐᑦ ᖃᑦᑎᐅᓂᖏᑦ ᐊᒻᒪ ᐅᑭᐅᓂ ᑕᓪᓚᒪᓂᒃ ᖃᑦᑎᐅᒐᔪᓚᐅᕐᓂᖓ (ᓇᓗᓇᐃᓇᐊᕐᕕᖃᖅᑐᑦ ᒪᕐᐱᒐᖏᑦ ᐊᑎᖏᓐᓂ)
- ᐊᕐᕌᒍᑕᒫᑦ ᐊᖑᓇᓱᑦᑎᑦ ᑭᐅᕙᓂᖏᑦ
- ᐃᖅᖃᖅᓴᓇᐊᖃᖅᑕᒥᑕ ᐊᑯᑦᑐᑎᒋᓂᖏᑦ ᐆᒪᔪᓚᐅᖅᑎᓪᓗᒋᑦ ᐊᐱᓯᖅᑕᐅᓇᓱᓂᕐᒥᓄᑦ
- ᖃᑦᑎᐅᓂᖏᑦ ᐊᖑᓇᓱᑦᑎᑦ ᐆᒪᔪᖅᐸᑦᑐᑦ ᐊᑐᓂᑦ ᓂᕐᔪᑎᐅᔪᓂᒃ

ᓄᓇᓕᓐᓂ ᓴᖅᑭᑕᐅᔪᓂᒃ ᐅᖃᖃᑎᒌᒍᑎᑦ

ᐅᑯᓇᓂ ᓈᓴᐅᑎᒥᑦᑐᑦ:

- ᓇᐃᓈᖅᓯᒪᔪᑦ ᐊᓪᓚᑕᐅᓯᒪᔪᑦ ᓱᓕᔪᓐᓇᖅᑎᒋᓂᖏᑕ ᐱᓪᓗᒋᑦ ᐊᒻᒪ ᐅᖃᐅᓯᐅᒋᓪᓗᑎᒃ ᑖᒃᑯᐊ ᐱᖓᓱᑦ ᒪᓕᒋᐊᓕᑦ ᓈᓴᐅᑎᒦᑦᑐᑦ 5ᒥ ᐊᑐᐊᖅᑕᐅᓂᕐᓗᐊᕐᕌᖏᓐᓂᒃ?
  - ᖃᐅᔨᓴᕐᓂᐅᑉ ᐋᖅᑭᐅᒪᓂᖓ: ᓇᓕᖅᑳᓪᓗᑦ ᐊᑕᖏᖅᑐᒥᒃ ᒥᑦᓴᐅᓯᐊᖅᑐᒥᓪᓗ ᑕᑯᑎᑦᓯᓚᑦ ᐊᖑᓇᓱᑦᑎᑦ ᖃᑦᑎᐅᓂᖏᓐᓂᒃ?
  - ᖃᐅᔨᓴᖅᑕᐅᔪᑦ ᐊᒻᒪ ᐃᓚᓚᐅᓇᒃᓯᐅᕙᖏᑦᑐᑦ ᑭᐅᕙᖏᑦᑐᑦ: ᑭᐅᕙᖏᑦᑐᑦ ᓈᒻᒪᖅᑰᔨᕙᑦ ᑕᑯᑎᑦᓯᓪᓗᑎᒃ ᐊᖑᓇᓱᑦᐸᖏᑦᑐᓂᒃ, ᑭᐅᑦᓯᐊᖅᑐᑦ ᓈᒻᒪᖕᖏᓐᓄᑦ ᐊᒻᒪ ᕿᒥᕐᕈᒃᓯᒪᑦᑎᐊᕐᖏᓐᓄᑦ ᑭᐅᕙᖏᑦᑐᑦ ᐃᓚᓚᐅᓇᒃᓯᐅᒪᖏᓐᖏᑦᑐᑦ?
  - ᓱᖅᑯᐃᖅᓯᔾᔪᑎᓈᓕᖓᔪᑦ ᐊᒻᒪ ᑭᐅᔾᔪᑎᑦ ᑕᒻᒪᖅᓯᒪᐅᖅᑐᑦ: ᖃᐅᔨᓴᕐᓂᕐᒥ ᑭᐅᔾᔪᑎᑦ ᐊᑑᑎᖃᖅᑐᑦ, ᓲᕐᓗ ᓱᖅᑯᐃᖅᓯᓪᓚᑖᖅᑐᑦᑐᑦ ᐆᒪᔪᖅᑕᐅᓪᓚᑖᖅᑐᒥᓂᕐᓂᒃ ᑭᐅᕙᖏᑦᑐᓄᑦ?
- ᐅᔾᔨᖅᑐᕐᖃᔪᑦ ᐅᖃᓚᒫᖅᑐᓂᒃ, ᐱᔭᕇᖃᕐᖓᑦ, ᓱᓕᔪᓐᓇᖅᑎᒋᓂᖏᑦ ᐆᒪᔪᖅᑕᐅᕙᑦᑐᑦ ᖃᑦᑎᐅᓂᖏᑦ. ᕿᒥᕐᕈᔭᐅᓂᖅᖃᖅᑎᓪᓗᒋᑦ ᖃᐅᔨᓴᕈᑎᒥᓂᑦ ᐊᓪᓚᑕᐅᓯᒪᔪᑦ ᑕᑯᑎᑦᓯᓚᐅᖅᑐᑦ ᐊᖃᐅᓐᖏᓗᑕᖅᑦᓂᖓᓂᒃ ᓱᓕᔪᓐᓇᖅᑎᒋᓂᖏᓐᓂᒃ ᒥᑦᑕᐅᓯᖅᑕᐅᓯᒪᔪᐃᑦ ᖃᑦᑎᐅᓂᖏᑦ. ᓈᓴᐅᑎᑎᒍᑦ ᐆᑦᑐᕋᐅᑎᐅᕙᑦᑐᑦ ᓈᓴᐅᓯᓇᔾᔪᓯᑦ ᐊᑐᖅᑐᑦ ᐊᑐᖅᑕᐅᓚᐅᖅᑭᒃᑲᓗᖅᑐᑎᒃ, ᑐᑭᓯᓇᓱᑦᑎᐊᕈᓗᔭᓚᐅᕐᒥᔪᑦ ᓇᓗᓇᐃᓇᓱᒃᑐᓂᒃᔪᒃ ᐊᓪᓚᑕᐅᓯᒪᔪᐃᑦ ᓇᐅᒃᑯᑦ ᐊᖃᐅᓐᖏᓗᑕᖅᖃᒪᖓᑖ:
  - ᐊᑎᓕᐅᖅᑕᐅᓐᖏᓗᐊᕐᓂᖏᑦ ᐊᖑᓇᓱᒃᑎᑦ – ᑐᖓᐅᑦᑎᓗᐊᕈᑎᐅᓂᐅᔭᔪᑦ ᓄᓇᓕ ᐆᒪᔪᖅᑕᖏᓐᓂᒃ; ᐊᑦᑐᐃᕈᑕᐅᔪᓐᓇᖅᑐᑦ ᑮᑕᐅᔪᓐᓇᖅᑐᑎᒃ ᐊᑎᓕᐅᖅᓯᒪᖏᑦᑐᑦ ᐊᖑᓇᓱᑦᑎᑦ ᖃᑦᑏᓐᓇᑯᔫᓚᐅᕈᑎᒃ (5% ᒥᑦᓵᓂ) ᐊᒃᓱᓗᐊᓯᒃᓚᒍᓐᓇᖅᑐᑎᓪᓗᒃᑯᓂ ᐅᓄᖅᑐᒃᓚᐃᑦ ᐃᓚᐅᔪᓐᓇᓪᓗᐊᖅᑐᑦ ᐊᑎᖃᖃᑕᐅᓐᖏᓐᓂᒃᑯᑎᒃ (10% ᐅᖓᑖᓂ). ᓇᓗᓇᐃᔭᖅᑕᐅᓂᖏᑦ ᐊᑎᖃᖃᑕᐅᖏᑦᑐᐃᑦ ᐃᓱᒪᒋᖃᓯᐅᑎᒋᐊᖃᒥᔪᖅ ᐃᓱᒪᒋᓪᓗᒍ ᐊᑎᖃᖃᑕᐅᓐᖏᑦᑐᑦ ᐆᒪᔪᕋᓱᒻᒪᓇᑉᐸᑦᑐᑦ ᐊᒃᓯᒃᓚᑦᑐᑦ ᑕᒫᐸᓪᓗ ᐃᓱᒪᓗᓐᓇᖅᓴᐅᒐᔭᖅᑕ ᖃᑦᑏᓐᓇᐅᓂᖅᓴᐅᒐᔭᕈᑎᒃ ᖃᓄᑎᒃᑯᑦ ᐊᖑᓇᓱᑦᐸᑦᑐᑦ ᐊᑎᖃᖃᑕᐅᖏᑦᑐᓂ.
  - ᑭᐅᕙᑦᑎᒋᓂᖏᑦ ᐊᑦᑎᓗᐊᖅᑐᑦ – ᐅᓄᖅᓯᒋᐊᕈᑕᐅᑐᐃᓐᓇᓇᐊᖃᕐᓂᖏᑦ ᑕᒻᒪᖅᓯᒪᔪᖃᐅᓪᓗᑎᒃ ᐃᓚᓚᐅᓇᖅᑎᓗᐊᕐᓂᖃᕐᓗᑎᓪᓗ ᑭᐅᕙᖏᑦᑐᓂᒃ. ᑭᐅᕙᑦᑐᑦ 75% ᑐᖓᓃᑦᑕᕐᖓᑕ ᐃᓱᒪᒋᔭᐅᕙᒪᐅᖅᑐᑦ ᐱᔭᕇᑐᓂᖏᓐᓂᒃ. ᐅᔾᔨᖅᑐᕐᖃᔭᐅᕐᑦ ᐅᑭᐅᓚᒫᒥ ᑕᖅᑭᒐᓴᕐᓄᑦ ᑭᐅᕙᑦᑐᑦ 75% ᒥᑦᓵᓃᑦᑕᕐᖓᑕ, ᖃᖓᑐᐃᓐᓇᒃᑯᑦ ᑕᖅᑭᒥ ᓇᑉᐸᖏᑦ 50% ᐊᑖᓃᑦᑕᕐᖓᑕ ᐅᕙᕝᑦᑐᑦ ᐊᒡᒍᖅᑕᐅᓯᒪᓂᖏᓐᓂ ᐊᖑᓇᓱᑦᑎᒻᒪᓇᑦ ᐊᒃᓯᒃᓚᑦᑐᑦ ᑕᒫᐸᓪᓗ 75% ᑐᖓᓃᓂᐅᔭᑐᐃᓐᓇᕐᖓᑕ. ᐳᖃᓚᒫᖅᑐᑦ ᖃᐅᔨᒋᐊᖅᑐᑦᓴᐅᔭᑦ ᑭᐅᕙᑦᑎᒋᓂᖏᓐᓂᒃ ᐊᒻᒪᓗ ᓇᑦᓚᐅᑉᐸᕙᑦᑐᓂᒃ ᐊᑐᕐᓂᐊᑐᐊᕈᓐᓂᔪᒃ ᐆᒪᔪᖅᑕᐅᕙᑦᑐᓄᑦ ᖃᑦᑎᐅᓂᓇᔭᖏᑦ ᓇᓕᖅᑳᓂᑦᑐᐃᑦ.
  - ᐅᓄᖅᑐᒃᓚᓚᐅᓂᖏᑦ ᐱᓗᓪᓗᑎᒃ ᑭᐅᕙᖏᑦᑐᑦ – ᐃᓚᓚᐅᓇᖅᑎᓗᐊᕈᑎᐅᑐᐃᓐᓇᕈᐊᓚᒃ ᑭᐅᕙᖏᑦᑐᓂᒃ. ᐃᓱᒪᒋᔭᐅᒍᔪᓱᖑᔪᖅ 5% ᐅᖓᑖᓃᑦᑕᕐᖓᑕ ᐅᓄᓗᐊᕋᓱᒋᔭᐅᓪᓗᑎᒃ ᐅᑲᐅᖅᑎᓗᑕᖅᑐᐃᓐᓇᕈᐊᖃᖅᑐᑎᓪᓗ.
  - ᐊᑯᑦᑐᓗᐊᖅᐸᓂᖏᑦ ᐃᖅᖃᖅᓴᓇᐊᖃᖅᐸᑦᑕᖏᑦ – ᓱᖅᑯᐃᖅᓯᕈᑎᐅᓇᓱᑦᑐᒥᒃ ᑕᒻᒪᖅᓯᒪᐅᔪᖃᑐᐃᓐᓇᓇᐊᖃᕐᓂᖓ. ᓱᖅᑯᐃᖅᓯᒍᑎᐅᓇᓱᑦᑐᑦ ᑕᒻᒪᖅᓯᒪᐅᓯᓲᖑᔪᑦ ᐊᑯᑦᑐᓗᐊᖅᑐᓂᒃ ᐃᖅᖃᖅᓴᓇᐊᖃᖅᐸᑦᑎᓪᓗᒋᑦ ᑐᖓᐅᑦᓯᕈᑎᐅᓗᐊᓚᑦᓗᓂ ᐆᒪᔪᖅᑕᐅᓚᑦᑐᓂᒃ ᐊᖑᓇᓱᑦᑎᑦ ᐅᖃᐅᓯᖃᖏᓗᐊᖅᓂᖅᓴᐅᔪᓐᓇᕐᓂᖏᓐᓄᑦ. ᐅᔾᔨᖅᑐᕐᖃᔭᐅᕐᑦ ᑕᖅᑭᒐᓴᐃᑦ ᐃᓚᖏᓐᓂ ᖃᐅᔨᓴᕐᓂᐅᑉ ᐅᑭᐅᖓᓂ ᐅᓄᓗᖅᑐᒃᓚᓚᐅᔭᕐᖓᑕ ᐃᖅᖃᖅᓴᓇᐊᖃᖅᐸᑦᑐᑦ ᐊᑯᑦᑐᓗᐊᖅᑐᓂᒃ, ᑕᑯᑎᑦᓯᒍᑕᐅᓪᓗᓂᓗ ᐅᓄᖅᑐᑦ ᐊᓪᓚᑕᐅᓯᒪᔪᐃᑦ ᐆᒪᔪᖅᑕᒥᓂᕐᓄᑦ ᓄᐊᑕᐅᑉᐸᖅᑐᒥᓂᐅᓂᖏᓐᓂᒃ ᑕᖅᑭᑦ ᐱᖓᓱᑦ ᐊᓂᒍᖅᓯᒪᓕᖅᑎᓪᓗᒋᑦ ᐆᒪᔪᓚᐅᖅᑎᓪᓗᒋᑦ.
  - ᓄᓇᓕᑦ ᑭᐅᔾᔪᑎᖏᑦ ᐊᒻᒪᓗ ᑐᑭᓯᔭᐅᓚᓱᓐᖏᑦ ᓂᐅᔾᑭᑎᑦᓴᐅᓪᓗᑎᒃ ᐆᒪᔪᖅᑕᐅᑉᐸᑦᑐᑦ ᐅᖃᐅᓯᐅᑉᐸᓐᖏᓐᓂᒃ. ᑕᒪᒃᑯᐊ ᐃᓚᖏᑦ ᐅᔾᔨᖅᑐᕐᖃᔭᓯᒪᔪᑦ ᐅᖃᓚᒫᖅᑐᓂᒃ ᐊᓯᖏᓐᓂᒃ ᑕᒻᒪᕈᑕᐅᓯᒪᔪᓂᒃ ᓱᖅᑯᐃᖅᓯᕈᑎᐅᔪᓂᒃ.
- ᐊᑎᖏᓐᓂ ᓇᓗᓇᐃᖅᖃᖅᑐᑦ ᐅᑭᐅᓄᑦ ᑕᓪᓚᒪᓄᑦ ᓇᓕᖅᑲᐅᔪᓂᑦ ᓇᐃᓈᖅᓯᒪᔪᓂ: ᐊᕐᕌᒍᑕᒫᑦ ᐆᒪᔪᖅᑕᐅᕙᑦᑐᑦ ᖃᑦᑎᐅᓂᖏᑦ ᐊᒻᒪ ᐅᑭᐅᓄᑦ ᑕᓪᓚᒪᓄᑦ ᖃᑦᑎᐅᓯᒍᔪᑦᑐᑦᑐᓂᒃ ᑕᒻᒪᕈᑕᐅᓯᒪᔪᓂᒃ ᓱᖅᑯᐃᖅᓯᕈᑎᐅᔪᓂᒃ.
  - ᐊᑎᖏᓐᓂ ᓇᓗᓇᐃᖅᖃᖅᑐᑦ ᐅᑭᐅᓄᑦ ᑕᓪᓚᒪᓄᑦ ᓇᓕᖅᑲᐅᔪᓂᑦ ᓇᐃᓈᖅᓯᒪᔪᓂ: ᐊᕐᕌᒍᑕᒫᑦ ᐆᒪᔪᖅᑕᐅᕙᑦᑐᑦ ᖃᑦᑎᐅᓂᖏᑦ ᐊᒻᒪ ᐅᑭᐅᓄᑦ ᑕᓪᓚᒪᓄᑦ ᖃᑦᑎᐅᓯᒍᔪᑦᑐᑦᑐᓂᒃ ᑕᒻᒪᕈᑕᐅᓯᒪᔪᓂᒃ. ᑮᒃᑯᐊ ᓇᓗᓇᐃᖅᖃᖅᑐᑦ ᐊᑑᑎᖃᖅᑐᓂᒃ ᓄᓇᓕᑦ ᐅᖃᐅᓯᒃᓴᓇᓱᒪᔭᖏᓐᓂᒃ ᐊᕐᕌᒍᑕᒫᑦ ᐆᒪᔪᖅᑕᐅᕙᑦᑐᑦ ᖃᑦᑎᐅᓂᖏᓐᓂᒃ ᐊᒻᒪᓗ ᐊᓯᖏᓐᓂᒃ ᐊᓪᓚᑕᐅᓯᒪᔪᓂᒃ ᐆᒪᔪᖅᑕᐅᔪᓐᓂ. ᐅᑯᐊ ᓇᓗᓇᐃᔭᐃᔪᑦ ᐊᑐᖅᑕᐅᓯᒪᔪᓂᒃ ᓇᕝᕝᑭᑎᐅᔪᓂᑦ ᐅᑯᓂᖓ ᓇᓗᓇᐃᖅᓂᑦ ᐊᒻᒪᓗ ᖃᓄᖅ ᓇᕝᕝᑭᖅᑎᐅᓯᒪᔪᑦ ᓇᓗᓇᐃᖅᑕᐅᓯᒪᒻᒪᖓᑖ ᑎᑎᕋᖅᓯᒪᔪᓂ:
  - **C.F.:** ᓄᓇᓕᓐᓂ ᑭᐅᔾᔪᑎᑦ ᓇᕝᕝᑭᖅᑕᐅᓚᐅᖅᑐᑦ ᓄᓇᓕ ᐳᓚᕋᖅᑕᐅᑎᓪᓗᒋᑦ ᓵᓄᐊᓇᒥᑦ ᒪᐃᒧᑦ 2003ᒥ. ᑭᐅᔾᔪᑎᑦ ᐱᔭᐅᓚᐅᖅᑐᑦ ᐊᖑᓇᓱᑦᑐᓕᓇᔭᑦ ᑲᑎᒪᔨᖏᓐᓂᑦ ᐃᓐᓂᐊᖅᑎᑕᐅᓂᖅᑎᓪᓗᒋᑦ ᐊᒻᒪᓗ ᑭᒃᑯᑐᐃᓐᓇᕐᓂᑦ ᑲᑎᒪᔾᔪᐊᕐᓂᖅᑎᑕᐅᑎᓪᓗᒋᑦ.
  - **DSD PB:** ᓇᓐᑕᐅᑦᑐᓄᑦ ᐊᓪᓚᑕᐅᓯᒪᔪᑦ ᑕᑯᑎᑦᓯᓚᐅᖅᑐᑦ ᓄᓇᑦᓚᒫᒥ ᓇᓐᑦᑕᐅᔪᒥᓂᕐᓂᒃ 1996ᒥᑦ 2001ᒧᑦ ᐊᒥᓱᕈᖅᑎᑕᐅᓯᒪᒐᑎᒃ ᖃᓇᑕᐅᔭᕐᒥ ᐃᑯᐱᕕᓇᓇᔭᒃᑯᑦ ᓇᓄᓕᓇᕝᕝᑭᖓᑦ ᐊᖑᓇᓱᒃᑕᐅᒍᓇᖅᑐᓕᓇᓂᕐᒧᑦ ᐱᓕᓇᑎᑦᑎᔾᔪᑎᑎᔭᖓᑦ. ᓇᓐᑲᒃᓴᐃᑦ

ᐊᐅᓚᑕᐅᑦᑐᑎᒃ ᑰᑕᖅᑲᖅᑎᑕᐅᓗᑎᒃ ᓂᕈᖓᑖᑎᒍᓪᓗᒍᓐᓂᑦ. ᐊᓪᓚᒋᒪᔪᓃᓚᐅᖅᑐᑦ ᐊᑐᓄᑦ ᓂᕈᖓᑖᓄᑦ ᐆᒪᔪᖅᑕᐅᔪᒥᓂᕐᓄ ᐅᑯᐊ: ᖃᖓᒃᑯᑦ ᐅᑭᐅᒥ ᓇᓄᑦᑕᐅᔪᒥᓂᕐᓂᒃ, ᓄᓇᕗᒻᒥᓂᒃ, ᐱᔾᔪᑕᐅᔪᒥᒃ ᖃᓄᐃᑦᑑᕐᓂᖓᓂᓗᒍᓐᓂᑦ ᐆᒪᔪᖅᑕᐅᔪᖅ, ᐅᓪᓗᖓᓂᒃ ᓇᓄᑦᑕᐅᔪᒥᓂᒃ ᐊᓯᖏᓐᓂᓗ ᑐᓴᕋᒃᓴᐅᔪᓂᒃ. ᖃᐅᔨᓴᕐᓂᕐᒧᑦ ᑐᑭᒧᐊᕐᑎᑦᑎᔨᐅᔪᖅ ᐊᕕᑦᑐᓕᓚᐅᓇᕐᓚᐃᑦ ᓂᕿᒃᓴᒧᑦ ᐆᒪᔪᖅᑕᐅᔪᒥᓂᑦ ᐊᒻᒪᓗ ᓇᐃᓈᖅᑐᒋᑦ ᐊᓪᓚᑕᐅᓯᒪᔪᑦ ᓄᓇᓕᒻᒥᑎᒍᑦ ᐊᒻᒪ ᐅᑭᐅᖓᓂ ᐆᒪᔪᖅᑕᐅᔪᑦ (ᓵᓂᒥᑦ ᒪᐃᒧᑦ). ᐃᓱᒪᒋᓪᓗᒍ ᐊᔪᕐᓇᓗᓂᖓ ᒥᑦᓴᐅᓯᓇᓱᑦᑎᐊᓇᒥᒃ ᐆᒪᔪᖅᑕᐅᕙᑦᑐᓂᒃ ᖃᑦᑏᓐᓇᐅᒐᓗᐊᖅᑐᑎᒃ ᐊᒻᒪᓗ ᒥᑦᓴᐅᓯᑦᑎᐊᐅᑕᐅᓂᖅᓴᐅᕙᓂᖏᑕ ᐃᑯᐊᕐᓂᓚᓗᒃᑯᑦ ᐊᓪᓚᒍᓯᖏᑦ. ᑕᒪᒃᑯᐊ ᓈᓴᐅᑎᑦ ᐊᑐᖅᑕᐅᓂᖅᓴᐅᓚᐅᖅᑐᑦ ᓄᐊᑕᐅᕙᑦᑐᓂᒃ ᓴᓂᐊᓐᓂ ᖃᐅᔨᓴᕐᓂᐅᔪᒥ. ᖃᐅᔨᒪᒋᑦ ᐅᑯᐊ ᓇᓄᑦᑕᐅᔪᒥᓂᑦ ᐱᕐᑲᑎᐅᑎᔭᐅᓚᐅᖅᑐᑦ ᖃᑦᑏᓐᓇᐅᓚᓗᖅᑐᑎᒃ ᑕᒪᒃᑯᖓ ᑲᑎᑕᐅᔪᓂᑦ: ᐊᑭᓖᔪᓂᑦ ᓇᓄᑦᑕᐅᔪᒥᓂᑦ, ᓯᕐᒥᒃᓯᒍᑕᐅᔪᒥᓂᑦ ᒪᓕᒐᕐᒥᒃ, ᐊᑲᑦᓴᓯᖏᑦᑕᖅᑐᑦ ᓄᐊᑕᐅᕙᑦᑐᓂᒃ ᓴᓂᐊᖓᓂ ᖃᐅᔨᓴᕐᓂᐅᔪᒥ. ᑕᒪᒃᑯᐊ ᓈᓴᐅᑎᑦ ᐊᑐᖅᑕᐅᓂᖅᓴᐅᓚᐅᖅᑐᑦ ᓄᐊᑕᐅᕙᑦᑐᓂᒃ ᓴᓂᐊᖓᓂ ᖃᐅᔨᓴᕐᓂᐅᔪᒥ. ᑕᒪᒃᑯᐊ ᓈᓴᐅᑎᑦ ᐊᑐᖅᑕᐅᓂᖅᓴᐅᓚᐅᖅᑐᑦ ᓄᐊᑕᐅᕙᑦᑐᓂᒃ ᓴᓂᐊᖓᓂ ᖃᐅᔨᓴᕐᓂᐅᔪᒥ. ᑕᒪᒃᑯᐊ ᓈᓴᐅᑎᑦ ᐊᑐᖅᑕᐅᓂᖅᓴᐅᓚᐅᖅᑐᑦ ᓄᐊᑕᐅᕙᑦᑐᓂᒃ ᓴᓂᐊᖓᓂ ᖃᐅᔨᓴᕐᓂᐅᔪᒥ. ᑕᒪᒃᑯᐊ ᓈᓴᐅᑎᑦ ᐊᑐᖅᑕᐅᓂᖅᓴᐅᓚᐅᖅᑐᑦ ᓄᐊᑕᐅᕙᑦᑐᓂᒃ ᓴᓂᐊᖓᓂ ᖃᐅᔨᓴᕐᓂᐅᔪᒥ. ᑕᒪᒃᑯᐊ ᓈᓴᐅᑎᑦ ᐊᑐᖅᑕᐅᓂᖅᓴᐅᓚᐅᖅᑐᑦ ᓄᐊᑕᐅᕙᑦᑐᓂᒃ ᓴᓂᐊᖓᓂ ᖃᐅᔨᓴᕐᓂᐅᔪᒥ. ᑕᒪᒃᑯᐊ ᓈᓴᐅᑎᑦ ᐊᑐᖅᑕᐅᓂᖅᓴᐅᓚᐅᖅᑐᑦ ᓄᐊᑕᐅᕙᑦᑐᓂᒃ ᓴᓂᐊᖓᓂ ᖃᐅᔨᓴᕐᓂᐅᔪᒥ. ᑕᒪᒃᑯᐊ ᓈᓴᐅᑎᑦ ᐊᑐᖅᑕᐅᓂᖅᓴᐅᓚᐅᖅᑐᑦ ᓄᐊᑕᐅᕙᑦᑐᓂᒃ ᓴᓂᐊᖓᓂ ᖃᐅᔨᓴᕐᓂᐅᔪᒥ.

◦ **DSD MXa:** ᐅᒥᖓᒃᑕᐅᑦᑐᓄᑦ ᐊᓪᓚᒋᒪᔪᑦ ᐃᕐᐊᐊᕐᔪᖓᑦ, ᐊᐅᓯᐃᑦᑐᒧᑦ ᐊᒻᒪ ᖃᐅᓯᐃᑦᑐᒧᑦ ᐊᑐᐃᓐᓇᐅᑎᑕᐅᓚᐅᖅᑐᑦ ᖃᓇᑕᐅᔭᒧᑦ ᑐᖅᑯᖅᑕᐅᓯᒪᔪᑦ ᐃᑯᐊᕐᓂᓇᓗᒃᑯᓂᑦ ᒥᑦᑎᒪᑕᓇᒥ. ᐅᒥᖓᓇᓇᓂᖅ ᐊᐅᓚᑕᐅᑦᑐᖅ ᑯᑖᓂᒃ ᐊᑐᖅᑐᑎᒃ ᓂᕈᖓᑖᑎᒍᓪᓗᒍᓐᓂᑦ. ᐊᓪᓚᒋᒪᔪᓃᑦᑐᑦ ᑎᑎᖅᓯᓯᒪᕙᓚᐅᖅᑐᑦ ᓂᕈᖓᑖᓄᑦ ᐊᑐᖅᑕᐅᔪᒥᓂᕐᓄᑦ: ᖃᖓᒃᑯᑦ ᐅᑭᐅᒥ ᐆᒪᔪᖅᑕᐅᓂᕐᒪᖓᑦ, ᐊᖑᓂᐊᖅᑎᐅᑉ ᓄᓇᕗᖓᓂᒃ, ᑭᓯ ᐱᓪᓗᒍ ᐆᒪᔪᕐᓯᑦᑕᐅᓚᐅᕐᒪᖓᑦ (ᓂᕿᒃᓴᒧᑦ ᑮᓇᐅᔭᓚᐅᕈᑎᒃᓴᒧᑦ) ᐊᒻᒪᓗ ᐅᓗᖓᑕ ᐱᔭᐅᒻᒪᑦ. ᖃᐅᔨᓴᕐᓂᕐᒧᑦ ᑐᑭᒧᐊᕐᑎᑦᑎᔨ ᐊᓪᓚᒋᒪᔪᓂᒃ ᐊᒡᒍᖅᑐᐃᓚᐅᖅᑐᖅ ᓂᕿᒃᓴᕐᑭᐊᖑᔪᒥᓂᕐᓂᒃ (ᓂᕿᒃᓴᒧᑦ) ᐊᒻᒪᓗ ᓇᐃᓈᖅᑐᓂᒋᑦ ᐊᓪᓚᒋᒪᔪᐃᑦ ᓄᓇᕗᒋᒍᑦ ᐊᒻᒪᓗ ᖃᐅᔨᓴᕐᓂᐅᔪᑦ ᐅᑭᐅᒋᓕᖅᑕᖓᓂᒃ (ᓵᓂᒥᑦ ᒪᐃᒧᑦ).

◦ **DSD MXb:** ᐅᒥᖓᒃᑕᐅᑦᑐᓄᑦ ᐊᓪᓚᒋᒪᔪᑦ ᐃᖃᓗᒃᑑᕐᓯᐊᒧᑦ ᐊᑐᐃᓐᓇᐅᑎᑕᐅᓚᐅᖅᑐᑦ ᖃᓇᑕᐅᔭᒧᑦ ᑐᖅᑯᖅᑕᐅᓯᒪᔪᑦ ᐃᑯᐊᕐᓂᓇᓗᒃᑯᓂᑦ ᖁᓪᓗᒃᑐᒥ. ᐊᓪᓚᒋᒪᔪᑦ ᖃᐃᑕᐅᔪᑦ ᐱᖃᓯᐅᑎᓯᒪᕙᓚᐅᖅᑐᑦ ᓂᕈᖓᑖᓄᑦ ᐅᑎᖅᑎᑕᐅᑦᑐᒥᓂᕐᓂᑦ 1997ᒥ 2003ᒧᑦ ᐅᒥᖓᓇᓇᓂᖅ ᐊᐅᓚᑕᐅᑦᑐᖅ ᑯᑖᓂᒃ ᐊᑐᖅᑐᑎᒃ ᓂᕈᖓᑖᑎᒍᓪᓗᒍᓐᓂᑦ. ᐊᓪᓚᒋᒪᔪᓃᑦᑐᑦ ᑎᑎᖅᓯᓯᒪᕙᓚᐅᖅᑐᑦ ᓂᕈᖓᑖᓄᑦ ᐊᑐᖅᑕᐅᔪᒥᓂᕐᓄᑦ: ᖃᖓᒃᑯᑦ ᐅᑭᐅᒥ ᐆᒪᔪᖅᑕᐅᓂᕐᒪᖓᑦ, ᐊᖑᓂᐊᖅᑎᐅᑉ ᓄᓇᕗᖓᓂᒃ, ᑭᓯ ᐱᓪᓗᒍ ᐆᒪᔪᕐᓯᑦᑕᐅᓚᐅᕐᒪᖓᑦ (ᓂᕿᒃᓴᒧᑦ ᑮᓇᐅᔭᓚᐅᕈᑎᒃᓴᒧᑦ) ᐊᒻᒪᓗ ᐅᓗᖓᑕ ᐱᔭᐅᒻᒪᑦ. ᖃᐅᔨᓴᕐᓂᕐᒧᑦ ᑐᑭᒧᐊᕐᑎᑦᑎᔨ ᐊᓪᓚᒋᒪᔪᓂᒃ ᐊᒡᒍᖅᑐᐃᓚᐅᖅᑐᖅ ᓂᕿᒃᓴᕐᑭᐊᖑᔪᒥᓂᕐᓂᒃ (ᓂᕿᒃᓴᒧᑦ) ᐊᒻᒪᓗ ᓇᐃᓈᖅᑐᓂᒋᑦ ᐊᓪᓚᒋᒪᔪᐃᑦ ᓄᓇᕗᒋᒍᑦ ᐊᒻᒪᓗ ᖃᐅᔨᓴᕐᓂᐅᔪᑦ ᐅᑭᐅᒋᓕᖅᑕᖓᓂᒃ (ᓵᓂᒥᑦ ᒪᐃᒧᑦ).

◦ **DSD MXc:** ᐅᒥᖓᒃᑕᐅᑦᑐᓄᑦ ᐊᓪᓚᒋᒪᔪᑦ ᐊᐅᓯᐃᑦᑐᒧᑦ ᐊᑐᐃᓐᓇᐅᑎᑕᐅᓚᐅᖅᑐᑦ ᖃᓇᑕᐅᔭᒧᑦ ᑐᖅᑯᖅᑕᐅᓯᒪᔪᑦ ᐃᑯᐊᕐᓂᓇᓗᒃᑯᓂᑦ ᐆᒪᔪᓇᓇᕐᖓᓂᑦ ᓄᓇᕗᐅᔪᒥ. ᐅᒥᖓᓇᓇᓂᖅ ᐊᐅᓚᑕᐅᑦᑐᖅ ᑯᑖᓂᒃ ᐊᑐᖅᑐᑎᒃ ᓂᕈᖓᑖᑎᒍᓪᓗᒍᓐᓂᑦ. ᐆᒪᔪᖅᑕᒥᓂᕐᓄᑦ ᐊᓪᓚᒋᒪᔪᑦ ᓄᐊᑕᐅᔪᒥᓂᑦ ᑕᒪᑐᒧᖓ ᐃᓅᓪᓗᖓᐅᑎᑕᐅᔪᒧᑦ ᓱᒃᑲᔪᒃᑯᑦ ᐊᒻᒪᓗ ᓇᐃᓈᖅᑕᐅᓇᓗᑎᒃ ᖃᖓᒃᑯᑦ ᐅᒥᖓᒃᑕᐅᓂᕐᒪᖓᑦ ᔪᓚᐃ 1ᒥ ᐃᐱᓇ 15ᒧᑦ ᐃᓄᓄᑦ ᐊᖑᓇᓱᒃᑎᐅᔪᓄᑦ. ᑕᒪᓇ ᐊᑲᐅᓈᑐᐃᓐᓇᖅᑐᖅ ᖃᐅᔨᓴᕐᓂᐅᑉ ᐊᕐᕌᒍᖓᓂᒃ ᓵᓂᒥᑦ ᒪᐃᒧᑦ ᐅᒥᖓᒃᑕᐅᔪᑦ ᖃᑦᑎᐅᓂᖅᑦ ᓇᓂᕿᖅᑕᐅᔪᓐᓇᑦᑎᐊᕐᑯᓪᓗᒋᑦ ᐅᓪᓗᖅᑭᓐᓂᑦ. ᑭᓯᐊᓂ, ᐊᔪᕐᓇᓚᐅᕐᒥᔪᖅ ᐊᐊᑦᑐᒐᓯᖏᑦᑕᖅᑐᑦ ᓂᕈᖓᓂᐊᑐᐃᓐᓇᖅᑐᑎᒃ ᐅᒥᖓᒃᑕᐅᔪᒥᓂᑦ ᐅᑭᓐᓂ ᐅᒥᖓᒐᓯᑦᑎᑦᓗᒋᑦ ᑮᓇᐅᔭᐃᖅᑐᓂᒃ ᑕᐃᒪᐃᓐᒪᑦ ᖃᑦᑎᐅᓂᖅᑦ ᓇᓂᕿᖅᑕᐅᓂᕐᒪᖓᑦ.

◦ **DSD MXd:** ᐅᒥᖓᒃᑕᐅᑦᑐᓄᑦ ᐊᓪᓚᒋᒪᔪᑦ ᖁᓪᓗᒃᑐᒧᑦ ᐊᑐᐃᓐᓇᐅᑎᑕᐅᓚᐅᖅᑐᑦ ᖃᓇᑕᐅᔭᒧᑦ ᑐᖅᑯᖅᑕᐅᓯᒪᔪᑦ ᐃᑯᐊᕐᓂᓇᓗᒃᑯᓂᑦ ᐆᒪᔪᓇᓇᕐᖓᓂᑦ ᓄᓇᕗᐅᔪᒥ. ᐅᒥᖓᓇᓇᓂᖅ ᐊᐅᓚᑕᐅᑦᑐᖅ ᑯᑖᓂᒃ ᐊᑐᖅᑐᑎᒃ ᓂᕈᖓᑖᑎᒍᓪᓗᒍᓐᓂᑦ. ᐊᓪᓚᒋᒪᔪᐃᑦ ᖃᐃᑕᐅᔪᑦ ᓱᒃᑲᔪᒃᑯᑦ ᐊᒻᒪᓗ ᑕᑯᑎᑦᓯᒍᑕᐅᓪᓗᑎᒃ ᐅᑭᐅᒥ ᐆᒪᔪᖅᑕᐅᑦᑐᓂᒃ ᐊᑐᓂᑦ ᒥᐊᓂᕐᓂᕐᐊᓇᓱᑦᑐᓄᑦ ᑭᓯᐊᓂ ᑕᑯᑎᑦᓯᒍᑕᐅᔪᓂᒃ ᐆᒪᔪᖅᑕᐅᓚᑦᑕᖅᑐᒥᓂᕐᓂᒃ.

◦ **DFO N/B:** ᑐᒐᓚᖅᑕᐅᑦᑐᓄᑦ ᕿᓚᓗᒐᕐᓗᑦ ᐊᓪᓚᒋᒪᔪᐃᑦ ᓄᓇᕗᓪᓚᒧᑦ ᐊᑐᐃᓐᓇᐅᑎᑕᐅᓚᐅᖅᑐᑦ ᐃᒪᕐᒥᐅᑕᓇᓇᕐᖓᓄᑦ ᐊᓪᓚᕐᖓᓂᑦ ᐃᖃᓗᖓᓂ. ᓇᑭᓐᖓᕐᓂᖏᑦ ᐊᓪᓚᒋᒪᔪᓂᑦ ᐃᒫᒃ ᑕᑯᑎᑦᓯᒍᑕᐅᔪᑦ: ᐊᕐᕋᒍᑕᒫᑦ ᓇᐃᓈᖅᑐᑦ ᐃᖃᓗᖓᓂ ᐊᒻᒪᓗ ᐳᐃᔨᓂᒃ ᓄᓇᑎᐊᒧᑦᒪ ᐅᖃᓚᒫᒐᑦ 1ᒥᑦ 8ᒧᑦ; DSD/DRWED; ᐊᒻᒪᓗ ᐊᖑᓇᓱᑦᑐᓇᓇᔨᐅᔪᓂᒃ. ᐃᓚᖏᑦ ᕿᓚᓗᒐᖅᑕᐅᔪᒥᓂᕐᓄᑦ ᐊᓪᓚᒋᒪᔪᑦ ᐅᖃᐅᓯᐅᓚᐅᖅᑐᑦ ᒥᑦᓴᐅᓯᒍᑎᐅᓯᐊᖏᓐᓂᒃ ᐆᒪᔪᓚᓇᓇᔨᐅ)ᒧᑦ, ᐊᖑᓇᓱᒃᑐᓇᓇᔨᓐᓂ ᐊᒻᒪ ᐊᖑᓇᓱᑦᑎᓄᑦ. ᐊᓪᓚᒋᒪᔪᑦ ᐊᑐᐃᓐᓇᐅᑎᑕᐅᓚᐅᖅᑐᑦ ᖃᓇᑕᐅᔭᒥ ᓇᐃᓈᓪᓗᑎᒃ ᑮᓇᐅᔭᖅᑐᕈᑎᑦ ᐅᑭᐅᖓ ᒪᓕᑦᑐᒍ (ᐃᐱᓇᒥᑦ ᒫᑦᓯᒍᑦ). ᑕᖅᑭᑕᒫᖅᓯᐅᑎᑦ ᐊᑐᐃᓐᓇᐅᓚᐅᖏᓐᓂᖏᓐᓂᑦ ᓇᐃᓈᓇᔪᓐᓇᖅᓯᒪᓐᖏᑕᔾᑦ ᐊᓪᓚᒋᒪᔪᐃᑦ ᖃᐅᔨᓴᕐᓂᑦ ᐅᑭᐅᖏᑦ ᒪᓕᑦᑐᒥᑦ (ᓵᓂᒥᑦ ᒪᐃᒧᑦ). ᑕᐃᒪᐃᒻᒪᑦ, ᐆᒪᔪᖅᑕᐅᑦᑐᑦ ᖃᑦᑎᐅᓂᖏᑦ ᓇᓖᕿᖅᑎᑦᓴᐅᓚᐊᖏᑦᑐᑦ ᐅᓗᓇᔭᖏᑦ ᒪᓕᑦᑐᒥᑦ. ᑭᓯᐊᓂᓗ, ᐃᓱᒪᒋᓪᓗᒍ ᐅᓇᓂᖅᓴᓂᒃ ᑑᒐᓚᖅᑐᑦᑲᓱᖅᓴᓂᖓ ᒪᐃ ᐊᒻᒪᓗ ᓄᐃᐱᓇᐅᑉ ᐊᑯᓂᖓᓂ (ᒪᓕᒃᑐᒥᑦ ᖃᐅᔨᓴᕈᑎᓂ ᐊᓪᓚᒋᒪᔪᑦ), ᓇᓖᕿᖅᑎᑦᓯᒪᔭᕐᑦ ᐃᒪᕐᒥᐅᑕᓇᓇᔨᒃᑯᑦ ᐊᓪᓚᒋᒪᔭᖏᓐᓄᑦ 1996ᒥ (ᐃᐱᓇ 1996ᒥᑦ ᒫᑦᓯ 1997ᒧᑦ) ᓇᓖᕿᖅᑐᑦ ᐅᑭᐅᒧᑦ 1 (ᓵᓂ 1996ᒥᑦ ᒪᐃ 1997ᒧᑦ) ᖃᐅᔨᓴᕐᑎᓂ ᐊᓪᓚᒋᒪᔪᓂᒃ ᓇᓗᓇᐃᖅᓯᕐᖃᐅᒧᓐᓇᓂᐊᕐᒪᑦ. ᑕᐃᒫᑦᑕᐅᖅ ᑕᒪᓐᓇ ᐋᖅᑭᒃᓯᒪᓂᖃᓚᐅᕐᒥᔪᖅ ᐊᓯᖏᓐᓂᑦ ᐅᑭᐅᓂᑦ ᑎᓴᒪᓂᑦ ᐊᓪᓚᒋᒪᔪᓂᑦ. ᑭᓯᐊᓂ, ᐃᓚᖏᑦ ᐊᔾᔨᒌᓐᖏᓐᓂᐊᕐᔪᐃᑦ ᓂᓚᐅᓇᖅᐸᓂᐊᕐᒥᔪᖅ ᒥᑦᓴᐅᓯᕈᑎᐅᔪᓂᒃ ᖃᐅᔨᓴᕐᓂᒥ ᐊᒻᒪᓗ ᐃᒪᕐᒥᐅᑕᓇᓇᔨᒃᑯᑦ ᐊᓪᓚᒋᒪᔪᕐᑯᑎᖏᓐᓂᒃ.

◦ **DFO F:** ᓂᐅᕿᑎᑦᓴᓄᑦ ᖃᐅᔨᓴᖅᑕᐅᔪᓐᓗ ᐃᖃᓗᓇᓇᓂᕐᒥᒃ ᐊᓪᓚᒋᒪᔪᐃᑦ ᓄᓇᕗᑉ ᓄᓇᓕᓚᒫᖏᓐᓄᑦ ᐊᑐᐃᓐᓇᐅᑎᑕᐅᓚᐅᖅᑐᐃᑦ ᐊᒥᓱᕈᖅᑎᑕᐅᓯᒪᓚᑎᒃ ᐃᒪᕐᒥᐅᑕᓇᓇᔨᒃᑯᓐᓄᑦ ᐃᖃᓗᖓᓂ. ᐊᓪᓚᒋᒪᔪᑦ, ᒪᕐᕉᓐᓂᒃ ᖃᓇᑕᐅᔭᒃᑯᑦ ᐊᓪᓚᖃᐅᑎᓂ, ᓇᐃᓈᓇᓱᒪᔪᑦ ᓚᐃᓴᕐᓯᓂᒃ ᑐᓂᔭᐅᔪᒥᓂᕐᓂᒃ ᓂᐅᕿᑎᑦᓴᓄᑦ ᖃᐅᔨᓴᕈᑎᑦᓴᓄᑦᑑᓪᓗᓐᓂᑦ ᐃᖃᓗᖃᖅᑐᓂᒃ 1992 ᐊᒻᒪᓗ 2002 ᐊᑯᓐᖓᓂ ᐊᒻᒪᓗ ᐃᓗᓕᖃᓇᓗᑎᒃ ᐃᓚᐃᓐᖏᓐᓂᒃ ᐃᖃᓗᒃᑕᐅᑦᑐᒥᓂᕐᓂᒃ ᓚᐃᓴᕐᓯᖏᑦ ᐱᓪᓗᒋᑦ. ᖃᐅᔨᓴᕐᓂᕐᒧᑦ ᑐᑭᒧᐊᕐᑎᑦᑎᔨ ᓇᐃᓈᓇᓚᐅᖅᑕᖏᑦ ᐃᖃᓗᒃᑕᐅᑦᑐᓄᑦ ᐊᓪᓚᒋᒪᔪᐃᑦ ᐅᑯᓇᓂ ᐊᓪᓚᒋᒪᔪᓂ ᐆᒪᔪᖅᑕᐅᑦᑐᓂᒃ ᖃᐅᔨᓴᕐᓂᐅᑉ ᐅᑭᐅᖓᒍᑦ (ᓵᓂᒥᑦ ᒪᐃᒧᑦ).

◦ **DSD FB:** ᒥᖅᑯᓐᑦ (ᓇᑦᑎᑦ, ᐊᒪᕈᐃᑦ, ᖃᑦᑯᑦ, ᑎᓇᐊᕐᔪᐊᑦ ᐊᒻᒪᓗ ᓇᓄᐃᑦ) ᐊᓪᓚᒋᒪᔪᑦ ᓄᓇᕗᑉ ᓄᓇᓕᒫᖏᓐᓄᑦ 1999/2000ᒥ ᐊᒻᒪ 2000/2001ᒥ ᐊᑐᐃᓐᓇᐅᑎᑕᐅᓚᐅᖅᑐᑦ ᖃᓇᑕᐅᔭᒥ ᐃᑯᐊᕐᓂᓇᓗᒃᑯᓂᑦ ᐊᕐᕌᔪᖅᑲᖃᕐᒪᒥ ᐃᖃᓗᖓᓂ. ᐊᓪᓚᒋᒪᔪᑦ ᑕᑯᑎᑦᓯᔪᑦ ᖃᑦᓯᑦ ᒥᖅᑯᓐ ᓂᐅᕐᖅᑕᐅᑦᑕᒪᖓᑖ ᓄᓇᕗᓂ ᐊᑐᓂ 1999/2000ᒥ (ᓵᓚᐃ 99ᒥᑦ ᓵᓂ 00ᒧᑦ) ᐊᒻᒪ 2000/2001ᒥ (ᓵᓚᐃ 00ᒥᑦ ᓵᓂ 01ᒧᑦ). ᑕᖅᑭᑕᒫᖅᓯᐅᑎᑦ ᐊᑐᐃᓐᓇᐅᑎᑕᐅᓚᐅᖅᑐᑦ ᓇᐃᓈᓇᔪᓐᓇᓚᐅᓐᖏᑦᑕᔾᑦ ᐊᓪᓚᒋᒪᔪᑦ ᖃᐅᔨᓴᕐᓂᐅᑉ ᐅᑭᐅᑦᑕᖓᑐᑦ (ᓵᓂᒥᑦ ᒪᐃᒧᑦ). ᑕᐃᒪᐃᓐᖓᓄᑦ ᐃᓚᖏᓐᓂ ᐊᔾᔨᒌᓐᖏᓐᓂᖅᑲᖅᐸᓂᐊᖅᑐᖅ ᑖᒃᑯᓐᓂ ᖃᐅᔨᓴᕐᓂᒃᑯᑦ ᓈᓴᖅᑕᐅᓯᒪᔪᓂᒃ ᐊᒻᒪᓗ ᐃᑯᐊᕐᓂᓇᓗᒃᑯᑦ ᐊᓪᓚᒋᒪᔪᕐᑯᑎᖏᓐᓂᒃ. ᐊᔾᔨᒌᓐᖏᓐᓂᖏᑦ ᓴᖅᑭᐸᓂᐊᕐᒥᔪᑦ ᑕᒪᒥᓕᒫᒃ ᓂᐅᐃᐅᑎᒋᔭᐅᕐᖏᓐᓂᖏᓐᓄᑦ ᐊᖑᓇᓱᑦᑎᓄᑦ; ᐃᓚᖏᓐᓂ ᓄᓇᕗᐅᔪᓂ ᐊᒻᒪᓗ ᐃᓚᖏᓐᓄᑦ ᓂᕐᔪᑎᐅᔪᓄᑦ ᐃᓚᐃᓐᓇᑯᓗᖏᑦ ᕿᓯᑦ ᓂᐅᐃᖅᑕᐅᓯᖑᔪᑦ. ᑕᒪᒃᑯᐊ ᐱᓪᓗᒋᑦ ᑕᒪᒃᑯᐊ ᐊᓪᓚᒋᒪᔪᑦ ᐅᔾᔨᑐᖅᑕᐅᑦᓯᐊᓇᐊᖃᖅᑐᑦ ᐊᒻᒪ ᐊᑐᖅᑕᐅᑐᐃᓐᓇᓚᐅᖅᑐᑎᒃ ᐊᓪᓚᒋᒪᔪᑦ ᓇᓗᓇᐃᖅᑕᐅᓇᓱᖏᓐᓂᖏᓐ ᐃᓚᖏᓐᓄᑦ ᓄᓇᕗᓄᑦ ᓂᕐᔪᑎᓄᓗ ᓇᓕᐊᓄᑦ.

◦ **DSD WV:** ᐊᓪᓚᒋᒪᔪᓂᒃ ᐊᓯᒃᑲᓐᓂᖏᓐᓂᒃ ᐊᑐᐃᓐᓇᐅᔪᖃᓚᐅᕐᒥᔪᖅ ᖃᑦᑭᒃᑕᐅᑦᑐᓄᑦ ᓄᓇᕗᐅᔪᓂ ᖁᓪᓗᒃᑐᒥ ᐊᒻᒪᓗ ᐃᑲᓗᒃᑑᕐᓯᐊᖅ. ᐃᓱᒪᒋᓇᓇᔨᒃᑯᑦ ᖃᑦᑭᒥᓂᕐᓂᒃ ᓄᐊᑎᒍᑎᐅᑦᑐᒥᒃ ᐱᓇᓇᐊᒃᓴᖃᕐᒪᑕ ᑕᒪᒃᑯᐊ ᐊᖑᓇᓱᑦᑎᑦ ᐊᑭᖅᑕᐅᑦᑐᑎᒃ $25.00ᓂᒃ ᖃᐃᑦᑎᒍᑎᒃ ᑎᒥᖓᓂᒃ ᖃᑦᑭᖅᑕᒥᓂᕐᒥᑕ. ᖃᐃᑕᐅᑦᑐᒥᓂᑦ ᖃᑦᑎᐅᓂᖏᑦ ᑕᒪᓐᓇ ᐱᓇᓇᐊᒃᓴᖅ ᐊᐅᓚᓂᖃᖅᑎᓪᓗᒍ 1986ᒥᑦ 2002ᒧᑦ ᐊᓪᓚᒋᒪᔪᓃᑦᑐᑦ ᐃᑯᐊᕐᓂᓇᓗᒃᑯᓐᓂᑦ, ᓇᐃᓈᖅᓯᒪᔭᐅᓪᓗᑎᑦ ᐅᑭᐅᖓᑎᒍᑦ (ᓵᓚᐃᒥᑦ ᐃᐱᓇᒧᑦ). ᐅᑭᐅᒋᔭᖅ ᑖᓐᓇ ᐊᑲᐅᓈᑐᐃᓐᓇᖅᑐᖅ ᖃᐅᔨᓴᕐᓂᐅᑉ ᐊᕐᕌᒍᖓᓂᒃ ᓵᓂᒥᑦ ᒪᐃᒧᑦ ᐅᒥᖓᒃᑕᐅᔪᑦ ᖃᑦᑎᐅᓂᖏᑦ ᓇᓖᕿᖅᑎᐅᔪᓐᓇᓪᓗᐊᓐᓂᐊᕐᒪᑕ ᐅᓪᓗᖏᑦ ᐱᓪᓗᒋᑦ. ᑭᓯᐊᓂ, ᖃᖅᑕᐅᔪᓚᒫᓂ ᐱᔭᐅᔪᐃᓐᓇᐅᑉᒪᒥᔪᑦ ᑎᒥᓂᖏᑦ ᑕᐃᒪᐃᒻᒪᑦ ᓈᓴᐅᑎᑦ ᐊᑐᐃᓐᓇᐅᑎᑕᐅᔪᑦ ᑐᖓᐅᑦᓯᓯᒪᒐᔭᖅᑐᑦ ᑲᑎᑕᐅᔪᓂᒃ ᓄᓇᓕᒻᒥ ᐆᒪᔪᖅᑕᐅᑦᑐᓂᒃ.

Ilangani 6mi

6. Nunani Iniktigutait Ukauhiit

Ukakhimayut Ilangani 5.5mi, katitikhimayut naamagutait ihumagiyait aalatkiiktut nunanit kihimi ukiunilu ihivgiuktuni ovalo umayunit. Piniagumi taiguaktunut atulaaktainik ihivgiugiagani hapkoa ihumagiyauyut ilauhimayavut Nunani Iniktiguait Ukauhiit tamamik nunanut ilauhimayut Umayukhiukhimayuni Ihivgiuktuni. Tamamik ukauhiit ilaunmata kanitumik Umayukhiukhimayut Ihivgiugutaanut, katitikhimayut ikpatauyat 11mit 674mut ilauyut hamani ilangani tuhaktakhami tamamik Nunani Iniktigutait Ukauhiini malikhugit talimani ukiuni naitumik titigakhimayuni ikpatauyani naunanut. Naunaitkutait atukpaktut aviktuhimaplugit katitikhimayut ovalo ukauhiit tamamik nunat piyaami ihuaktut taigualaat kitumut katitikhimayunut.

Tamamik nunat naunaitkutait pihimayut hapkoninga:

Ukiuk tamaat katitikhimayut ikpatauyait (Ilangani 4)

- Tatkikhiutit tamaat umayukhiukhimaut naunaiyautait
- Tatkikhiutit tamaat umayukhiuktit kiutjutait
- Utiktihimayut kitkani umayukhimayut ovalo ukakatigiit
- Amigaitjutait umayukhiuktit umayukhiuktut tamamik umayunik

Talimani ukiuni naitumik titigakhimayut ikpatauyat (Ilangani 4)

- Ukiuk tamaat umayukhiukhimayut naunaiyautait ovalo talimat ukiut anginikhait (titigauyakhimakakhutik)
- Ukiuk tamaat umayukhiuktit kiutjutait
- Utiktihimayut kitkani umayukhimayut ovalo ukakatigiit
- Amigaitjutait umayukhiuktit umayukhiuktut tamamik umayunik

Nunani Iniktigutait Ukauhiit

Hamna ilangani:

- Titigakhimayut katitikhimayut naamagiagani ihumagiyait ovalo ukauhiit pingahut pigiyait naunaiyakhimayut ilagani 5mi pihimayut.
  - Ihivgiukhimayut atugutait: *Pihimavaa Nmi tamaat ovalo nakuuyumik takuyauvakpa umayukhiuktit?*
  - Ihivgiukhimayut pihimayait ovalo kiungitut ihumagiyaut: *Pihimavaa nmi kiuhimayut ukautauvaa nakuuyumik ilangani ihivgiukhimayut Nmi umayukhiuktit, nakuuyunik kiuhimayainik naunaiyautaini ovalo naamaktunik ihivgiufaagutinik kiuhimaitut ihumagiyainik?*
  - Kanugitjutait ihumagiyauyut ovalo kiuhimayut ihumagiyait: *Ihivgiukhimayut kiuhimayait naamakpaat, ilaa, naunaiyakhimavaat nakuuyunik umayukhiukhimayut kiutjutainik Inuit?*
- Ihumakuyait taiguaktut, nanikiak, mikhaanut naamagiagani umayukhiukhimayut naunaiyautait. Ihivgiufaakhimatitlugit Umayukhiukhimayut Ihivgiugutaini ihivgiukhimayut katitikhimayut ukakhimayut pilaaktut ayokhagutit mikhaanut naamagutaini naunaiyautaini. Ihivgiufaakhimayut Umayukhiukhimayut Ihivgiugutaini ihivgiuhiukhimayut katitikhimayut naunaiyakhimayut ilangit pilaaktut ayokhagutait mikhaanut naamagiagani naunaiyautait. Kihimi uktukhimayut naunaiyakhimayut atukhutik namaligutini maligutainik atungitut, ilangit naunaiyautait ihumagiyainik ihivgiufaagutit pihimayut ilitagivlugit katitikhimayut ilangit kitkaniitut ayonagutit:
  - *Ataani titigakhimayut umayukiuktit* – piniaktut ataani naunaiyakhimayunik nunani umayukiukhimayut, ikpinagutait angitjutainik mikiyunit ikitut umayukhiuktit titigakhimaitut (ikitkiyait 5%mik) pilaaktunik anginikhaat nunat amigaitut amigatjutait pilaaktut umayukhiuktit titigakhimaitut ihivgiuktuni (avataani 10%mik). Naunaiyautait titigakhimaitut umayukhiuktit ihumagiyauyukhat pihimakpat titigakhimaitut umayukhiukataktut ovalo umayukhiunginaktut umayukhiuktit ihumaalugiyauniaktut aatjikutaanit amigaitjutait titigakhimaitut ilaani umayukhiukpaktut.
  - *Mikiyut kiuhimayut naunaiyautait* – angilivaktut pilaaktunik tamamik uktukhimayut ihuinaagutait ovalo kiungitut ihumagiyainik. Kiutjutit naunaiyautait mikitkiyait 75%nit ihumagiyut ayonautauniaktut. Ihumagiyakhat pitkuhimayut amigaivyaktut tatkikhiutit ihivgiuktuni ukiungit naunaiyautikakata ataani 75%nit, tatkikhiutit katakpata ataanut 50%mut ovaluniit naunaiyautait umayukhiukataktunik ovalo umayukhiunginaktunik aviktugutait pikatainakata ataani 75%mik. Taiguaktut takuyukhat kiuhimayut naunaiyautainik ovalo naamagiyait atukataktaini atukata umayukhiukhimayut naunaiyautait takulaaktut katitikhimayut ikpatauyaani.
  - *Angiyut naunaiyautait pikataktut kiuyuitut* – angilivaktut pilaaktut kiuyuitut ihimagiyait. Naunaiyautait avataanut 5%ni ihumagiyait angiyut ovalo pilaaktut ayonalaat.
  - *Ungahiktumut utiktihimayut ubluit* – angilivaktut pilaaktut naunaiyautait ihuinaalaat. Naunaiyautait ihuinaagutit pivaktut ungahiktumut utiktihimayut ubluit pilaaktut ataani naunaiyautainik umayukhiukhimayut Inuit umayukhiuktit pilaamata ataanut tuhaktitilutik pingilunik avataanut tuhaktitilutik umayukhimayaminik. Ihumagiyakhait pitkuhimayut amigaivyaktut tatkikhiutit ihivgiuktitlugit ukiuni angiyuukpata utiktiutait ubluit, naunaiyakhimakpata amigaitut umayukhimayut titigakhimayut katitikhimakpata amigaitkiyaini talimat tatkikhiutini umayukhiuktaakata.

- *Nunanit ukakhimayut ovalo ihivgiufaakhimayut kinauyaliukhimayut umayukhiukhimayut tuhaktakhaini* – ilauhimayut ilangani ihivgiukhimayuni ihumatkuplugit taguaktut aalanik pilaaktainit nanaiyauttit ihuinaagutainik.

• Ilauyut titigagutainik talimanit ukiunit titigagutaini ikpatauyait: *Ukiuk tamaat umayukhiukhimayut naunaiyautait ovalo talimani ukiuni anginikhait.* Hapkoa titigagutait pihimayut nakuuyunik nunani ukakhimayait ukiuk tamaat umayukhimayut naunaiyautait ovalo aalat atulaaktut umayukhiukhimayut katitikhimayuni. Hapkoa titigakhimayut nanit atukhimayut hapkoa titigakhimayuni ovalo kanuk atukhimayut naunaiyakhimayut titigakhimayuni:

- **C.F.:** Nunanit ukakhimayut pihimayut nunani pulaaktakhimatitlugit Januarymit Maymut 2003. Ukakhimayut pihimayut HTOkut katimayiit katimatitlugit ovalo ayoikhakhimatitlugit ovalo/ovaluniit Inunit Inuit katimatitlugit.
- **DSD PB:** Nanuit umayukhimayut katitigutait pivaktut tamamik Nunavumi umayukhimayut 1996mit 2001mut titigakhimaitut katitikhimayuni kagitauyakut DSDkut Nanuit Umayukhiukhimayut Pilihimayunit. Nanuligiyit havakviani Iqaluni. Nanut umayukhimayut munagiyauhimayut atukhutik kotanik ovaluniit makpigaanik atukhutik. Katitikhimayut pihimayut katitikhimayut, tamamik makpigaat atukhimayut: ukingani ovaluniit ukiungani umaykhimayut, nunait, hunmat ovaluniit kanuk umayukhimayut, ubluit tukutikhimayut ovalo aalat mikhaanut tuhagutikhat. Umayukhiukhimayut Ihivgiugutait Munagiyiit aviktukhimavaktait atuktakhaini umayukhiukhimayut ovalo titigakhimayut katitikhimayut nunanut ovalo Umayukhiukhimayut Ihivgiugutait ukiungit (Junemit Maymut). Ayonamata nakuuyumik naunaiyautait umayukhimayut umayut pivaktut mikiyunik amigaitjutaini ovalo nakuutkiyanik titigakhimayut atugutaini DSDkuni, hapkoa amigaitjutait atukhimayut himautaani tahapkoa katitikhimayut Umayukhiukhimayut Ihivgiutuni. Nalungilutit hapkoa umayukhiukhimayut ilaungitut tamatkiutjutaini: kablunaat umayukhiuktut, pilaitut, ayonagutit ovalo ilangit naunaiyakhimayut.
- **DSD MXa:** Umingmait umayukhimayut katitikhimayut Ikpiarjumi, Ausuituqmi ovalo Qausuituqmi pihimayut titigakhimaitut katitikhimayut kagitauyakut DSDkunit aviktukhimayut titigakviani Mitimatalikmi. Umingamait umayukhimayut munagiyauyut atukhutik kotanik ovaluniit makpigaanik atukhutik. Katitikhimayut pihimayut katitikhimayut, tamamik makpigaat atukhimayut: ukiungani ovaluniit ukiuk umaykhimayait, umayukhiuktit nunait, kanuk umaykhimayut (kablunaat umayukhiuktut ovaluniit atuktakhainik) ovalu ubluit tukuhimayut. Umayukhiukhimayut Ihivgiuktut Munagiyiit atukhimayait katitikhimayut aviktukhimaplugit atuktakhainik umayukhimayut ovalo titigakhimayut katitikhimayut nunanut ovalo Umayukhiukhimayut Ihivgiuktuni (Junemit Maymut).
- **DSD MXb:** Umingamait umayukhiukhimayut katitikhimayut Ikaluktutiami pihimayut titigakhimaitut katitikhimayut kagitauyakut DSDkunit aviktukhimayut titigakviani Kugluktumi. Katitikhimayut pihimayut ilauyut makpigaat utiktihimayut katitikhimayut 1997mit 2001mut. Umingait umayukhimayut munagiyauyut atukhutik kotanik ovaluniit makpigaanik atukhutik. Katitikhimayut pihimayut katitikhimayut, tamamik makpigaat atukutik: ukiungani ovaluniit ukiuk umayukhiukhimayut, kanuk umayukhiukhimayut (atuktakhainik, kinauyaliugutainik ovaluniit kablunaat umayukhiuktut), ubluit tukuhimayut ovalo aalat mikhaanut tuhagutikhat. Ihivgiuktut Munagiyiit aviktukhimayait atuktakhainik umayukhimayut ovalo titigakhimaplugit katitikhimayut Umayukhiukhimayut ihivgiuktuni ukiungani (Junemit Maymut).
- **DSD MXc:** Umingmait umayukhimayut katitikhimayut Ukhuktuumi pihimayut titigakhimaitut katitikhimayut DSDkuni umayuliginit nunani. Umingamait umayukimayut munagiyauyut atukhutik kotanik ovaluniit makpigaanik atukhutik. Umayukhiukhimayut katitikhimayut katitiguait ataani hamna atuktaini tunihimayut sukatukut ovalo titigakhimayut umayukhimayuni ukiungit July 1mit April 15mut Inuit umayukhiuktunut. Hamna ukiuk pihimayuk iluani Umayukhiukhimayut Ihivgiugutaani ukiungani Junemit Maymut umayukhiukhimayut amigaitjutait mikhaanut naunaiyagiami ikpinagutait ubluit. Kihimi, pingitut aviktukhimaplugit atuktakhait umayukhiukhimayut kablunaat umayukhiukhimayunit, taimaimat amigaitjutait naunaiyakhimaitut mikhaanut kanugitut umayukhiukhimayait.
- **DSD MXd:** Umingmait umayukhimayut katitikhimayut Kugluktumit pihimayut titigakhimaitut katitikhimayut DSDmit umayuligiyit nunanit. Umingmait umayukhimayut munagiyauyut kotanik ovalo makpigaanik atukhutik. Katitikhimayut pihimayut sukatukut ovalo pihimaut naunaiyautikut ukiuk tamaat umayukhimayut tamamik munagivini, pingitut umayukhimayut naunaitjutaini.
- **DFO N/B:** Tugaaliit kilalugait ovalo kilalugait umayukhimayut katitikhimayut tamamik Nunavumi nunaini pihimayut DFOkuni titigakviani Iqaluni. Pihimayut katitikhimayut pihimayut tunihimayut imaatut: Ukiuk tamaat titigakhimayut Ikaluit ovalo Tagiumi umayut Nunatiami, Makpigaat 1-8; DSD/DRWED; ovalo nunanit umayuligiyit (HTA). Ilangit kilalugat katitikhimayut tuhaktitihimayut naunaiyautaini pihimayut umayuligiyinit, HTOkunit ovalo umayukhiuktinit. Katitikhimayut pihimayut kagitauyakut titigakhimaplutik ukiunganut (Aprilmit Marchmut). Tatkikhiutini umayukhiukhimayut katitikhimayut pihimaitut, titigakhimaitavut katitikhimayunut Umayukhiukhimayut Ihivgiuktuni ukiungani (Junemit Maymut). Taimaimat, umayukhimayut amigaitjutait pingitut aatjikutaatut mikhaanut ubluit umayukhimayut. Kihimi amigaitut tugaaliit

kilalugait umayukhimavamata kitkani Maymit Novembermut (atukhugit Umayukhiukhimayut Ihivgiukhimayut katitikhimayuni), pihimayugut aatjikutaliukhimayut DFOkunit 1996mi (Aprilmit 1996 Marchmut 1997mut) katitikhimayuni ukiunganut 1 (Junemit 1996 Maymut 1997mut) Umayukhiukhimayut Ihivgiukhimayuni katitikhimayunut naunaiyakhimaplugit mikhaanut. Aatjikutaatut hamna pihimayuk aipainut hitamat ukiut katitikhimayuni. Kihimi, ilangit aalanguyut pilaaktut kitkani Umayukhiukhimayut Ihivgiugutaini naunaiyautait ovalo DFOkuni umayukhimayut titigakhimayaini.

- **DFO F:** Kinauyaliuktut ovalo uktukhimayut ikalukhiuktut katitikhimayut tamamik Nunavumi nunaini pihimayut titigakhimaitut katitikhimayunit DFOkunit titigakvianit Iqaluni. Katitikhimayut, malguni kagitauyakut titigakhimayut laisinsiit tunihimayut kinauyaliuktut ovalo utukhimayut ikalukhiukhimayut kitkani 1992mit 2002mut ovalo pihimayut keelinikaktunik ikalukpaktait katitikhimayuni mikhaanut hapkoa laisinsikhimayut. Umayukhiukhimayut Ihivgiuktut Munagiyiit titigakhimayait ikaliviit katitikhimayut hamani titigakhimayuni Umayukhiukhimayut Ihivgiuktut ukingani (Junemit Maymut).
- **DSD FB:** Nuyaliit umayut (natiit, tigiganiat, amaguit, kalviit, tigiat ovalo nanuit/akhait) katitikhimayut tamamik Nunavumi nunainit 1999/2000 ukiuni ovalo 2000/2001 ukiuni pihimayut titigakhimaitut katitikhimayut kagitauyakut DSDkunit titigakvianit Iqaluni. Katitikhimayut takuyaulaat amigaitjutait amiit niuviktauhimayut umayukhiuktinit tamamik nunanit 1999/2000 ukiuni (Julymit 1999 Junemut 2000) ovalo 2000/2001 ukiuni (Julymit 2000 Junemut 2001). Tatkikhiutit titigagutait pihimaimata titigakhimaitavut katitikhimayut Umayukhiukhimayut Ihivgiuktut ukiungani (Junemit Maymut). Ikpinagutait ilangit aalauniaktut pilaaktut kitkani Umayukhiukhimayut Ihivgiuktuni naunaiyautaini ovalo DSDkuni titigakhimayaini. Aalatkiit pilaaktut ilaa, tamamik amiit niuviktautivanmata umayukhiuktinit; ilangit nunat ovalo ilangit umayut, ilangit amiit umayukhimayut niuviktitauvaktut. Taimaimat hapkoa katitikhimayut piyukhat ihumagilugit ovalo talvatuak atukhimayut katitikhimayuni naunaiyautaini ilangani nunani ovalo ilangit umayut.
- **DSD WV**: Ilahimayut katitikhimayut pihimayut kalviit umayukhimayut nunanit Kugluktumit ovalo Ikaluktutiamit. DSDkut pivaktut kalviit ukpatait katitikhimayut pilihimayunik umayukhiuktit akiliktauvaktut $25nik utiktigumik ukpatainik umayukhimayainik. Amigaitjutait ukpatit utiktihimayut hamani pilihimayuni 1986mit 2002mut pihimayut titigakhimaituni katitikhimayuni DSDkunit, titigakhimayut ukiungani (Julymit Aprilmut). Hamna ukiumi pivaktut iluani Umayukhiukhimayut Ihivgiukhimayuni Ukiungani Junemit Maymut umayukhiukhimayut amigaitjutait aatjiktaulaaktut mikhaanut ubluit. Kihimi, tamamik ukpatait utiktitauyuitut, taimaimat amigaitjutait pihimayut ataani naunaiyalaaktut tamamik nunanit umayukhimayunit.

TABLE/ᓇᓗᓇᐃᔭᐅᑦ/NAUNAIKUTA 11

Monthly harvest estimates

ᑕᕿᑕᒫᑦ ᐊᖑᔭᓄᑦ ᓇᓚᐅᑦᓵᕈᑏᑦ

Tatkiktamat nahaktauvaktun

Year 1 (June 1996 - May 1997)

ᐊᒻᕐᒧ 1 (ᔪᓂ 1996 - ᒪᐃ 1997)

Ukiunga 1 (June 1996 - May 1997)

Month/ᑕᕿᖓ/Tatkia			JUN ᔪᓂ	JUL ᔪᓚᐃ	AUG ᐊᐅᒡᒍᑎ	SEP ᓱᑎᒡᐱᕆ	OCT ᐅᑦᑐᐱᕆ	NOV ᓄᕕᒡᐱᕆ	DEC ᑏᓯᒡᐱᕆ	JAN ᒎᓐᓄᐊᕆ	FEB ᕕᕝᕗᐊᕆ	MAR ᒪᑦᓯ	APR ᐃᑦᓇᓕ	MAY ᒪᐃ	Total ᑲᑎᑦᑐᒋᑦ Tamakiklugin ± 95% CI
Species	**ᐆᒪᔪᑦ**	**Umajuin**													
Caribou	ᑐᒃᑐᐃᑦ	Tuktut	66	20	234	97	59	111	113	118	128	124	88	88	1,246 ± 49
Musk-ox	ᐅᒥᒃᒪᐃᑦ	Umingmait				1									1 ± 1
Polar bear‡	ᓇᓄᐃᑦ‡	Nanuit‡	1				1	4				7			13
Wolf	ᐊᒪᕈᐃᑦ	Amagut			1			1				1		4	7 ± 2
Arctic fox	ᑎᓇᒐᓐᓂᐊᑦ	Tigiganiat						72	61	26	13	23	5		200 ± 32
Coloured fox	ᖃᑯᖕᖏᑦᑐᑦ ᑎᓇᒐᓐᓂᐊᑦ	Kalaliit tigiganiat									1				1 ± 0
Arctic hare	ᐅᑲᓖᑦ	Ukalik	1		16	30	21	8	4	9	22	65	22	9	207 ± 13
Ringed seal	ᓇᑦᓯᑦ	Natiinat	469	170	135	202	116	116	34	51	62	65	60	64	1,544 ± 66
Bearded seal	ᐅᒡᔪᐃᑦ	Ukyuk		2	5	5	3								15 ± 4
Harp seal	ᖃᐃᕈᓖᑦ	Qairulik		2	3	1	2								8 ± 2
Walrus	ᐊᐃᓈᑦ	Akvik		1		2									3 ± 2
Narwhal	ᑑᒫᓖᑦ ᕿᓚᓗᒐᑦ	Tuugaak	1	76											77 ± 7
Beluga	ᖃᑯᑦᑕᑦ ᕿᓚᓗᒐᑦ	Kilalugak	1	23										3	27 ± 4
Snow goose	ᑲᖑᐃᑦ	Kanguq	357	48	197	1								32	635 ± 51
Canada goose	ᓂᑦᓖᑦ	Nikliknik				1									1 ± 1
Eider duck	ᒥᑏᑦ	Kingalik				10	9								19 ± 6
Red-throated loon	ᖃᖅᓴᐅᑦ	Qaqhuaq			2	1									3 ± 2
Ptarmigan	ᐊᕿᒻᒋᑦ	Akilgik	5			18	117	56	32	14	107	226	77	66	718 ± 34
Goose eggs	ᑲᖑᐃᑦ ᒪᓐᓂᖏᑦ	Uluaguliit manniit	629												629 ± 102
Seagull eggs	ᓇᐅᔭᐃᑦ ᒪᓐᓂᖏᑦ	Nauyat manniit	14												14 ± 5
Arctic char	ᐃᖃᓗᒃᐲᑦ	Ikaliviit	1,927	57	1,231	271	1,616	1,941	654	60	30	256	286	545	8,874 ± 617
Lake trout	ᐃᓱᕋᐃᑦ	Ikalukpik												4	4 ± 2
Cod	ᐆᒪᐃᑦ	Ugak	157												157 ± 53
Sculpin	ᑲᓇᔪᐃᑦ	Kanayuk	18	2	47										67 ± 27

‡ Polar bear data supplied by DSD.

‡ ᓇᓄᑦᓄᑦ ᑎᑎᕋᑦᑕᒪᔪᑦ ᑐᓂᔭᖏᑦ ᐅᑯᐊ ᐃᑯᐱᕐᓕᓇᕆᑦ.

‡ Nanuin nahagaumajut pijauhimajut Ikupiktulikijinik.

6.1.1

TABLE/ᓇᓗᓇᐃᔭᐅᑦ/NAUNAIKUTA 12

Monthly hunter response — **Year 1 (June 1996 - May 1997)**

ᑕᕿᑕᒫᑦ ᐊᖑᓇᓱᒃᑏᑦ ᑭᐅᓂᖏᑦ — **ᐊᒻᕿᒍ 1 (ᔫᓂ 1996 - ᒪᐃ 1997)**

Tatkiktaman pijauhimajut angunahuktinun — **Ukiunga 1 (June 1996 - May 1997)**

Month/ᑕᕿᖓ/Tatkia			JUN ᔫᓂ	JUL ᔪᓚᐃ	AUG ᐊᐅᒡᒍᑎ	SEP ᓱᑎᒡᐱᓇ	OCT ᐅᑦᑐᐱᓇ	NOV ᓄᓇᒡᐱᓇ	DEC ᑏᓯᒡᐱᓇ	JAN ᒎᓐᓄᐊᓇ	FEB ᓈᕝᐅᐊᓇ	MAR ᒫᕐᓯ	APR ᐃᑦᓇᓕ	MAY ᒪᐃ	Total ᑲᑎᑦᑐᑦ Tamakiklugin
Hunter Response Categories	ᐊᖑᓇᓱᒃᑏᑦ ᑭᐅᓂᖏᑦ ᐊᒃᒍᕐᓯᒪᓂᖏᑦ	**Angunahukpaktun Kiujait**													
Monthly hunter list	ᑕᕿᑕᒫᑦ ᐊᖑᓇᓱᒃᑏᑦ	Tatkitaman angunahuktut titigait	261	253	254	253	251	250	249	245	245	243	243	240	267*
Hunters interviewed	ᐊᖑᓇᓱᒃᑏᑦ ᐊᐱᕐᓱᕐᑕᑦ	Angunahuktin apikhuktan	238	241	235	237	241	231	241	240	236	242	242	233	256*
Harvested	ᐊᖑᓇᓱᒃᑐᒥᓃᑦ	Angujaujut	112	80	67	46	54	52	42	42	50	55	48	63	162*
Response Rate (%)	ᑭᐅᔪᑦ ᖃᑦᓯᐅᓂᖏᑦ (%)	Kiujut (%)	91	95	93	94	96	92	97	98	96	100	100	97	96**

* Hunters registered/interviewed/harvested at least once during the year.
** Mean monthly response rate.

* ᐊᖑᓇᓱᒃᑏᑦ ᐊᑎᓕᐅᑦᑕᐅᒪᔪᑦ/ᐊᐱᕐᓱᕐᑕᑦ/ᐊᖑᓇᓱᒃᑐᒥᓃᑦ ᐊᑕᐅᓯᐊᕐᓗᐊᑦᑐᑎᒃ ᐊᒃᕿᒍᒥ.
** ᐊᒃᐅᓱᒋᓕᑎᓯᒪᔪᑦ ᑕᕿᑕᒫᑦ ᑭᐅᔪᑦ.

* Angunahuktin atiliukhimajut/apikhiktaunikut/anguhimajut talvani ukiumi.
** Talvani angunahuknami kiujutaumajut.

TABLE/ᓇᓗᓇᐃᔭᐅᑦ/NAUNAIKUTA 13

Recall period between harvest and interview, expressed as % of total harvest records — **Year 1 (June 1996 - May 1997)**

ᐅᑎᕐᕕᐅᔪᑦ ᐊᑯᕐᖓᓂ ᐊᖑᓇᓱᒋᓂᖓᑕ ᐊᒻᒪᓗ ᐊᐱᕐᓱᕐᑕᐅᓂᖓᑕ, ᓇᓗᓇᐃᕐᑕᑦ ᐃᒫᒃ % ᑲᑎᑦᑐᑦ ᐊᖑᓇᓱᒃᑕᑦ ᑎᑎᕐᑕᐅᒪᔪᑦ — **ᐊᒻᕿᒍ 1 (ᔫᓂ 1996 - ᒪᐃ 1997)**

Itkaumajaujut angunahuktunun apihijauvaktunutlu, kanuk amigaitiginit tamakiklugin angujauhimajut — **Ukiunga 1 (June 1996 - May 1997)**

Month/ᑕᕿᖓ/Tatkia			JUN ᔫᓂ	JUL ᔪᓚᐃ	AUG ᐊᐅᒡᒍᑎ	SEP ᓱᑎᒡᐱᓇ	OCT ᐅᑦᑐᐱᓇ	NOV ᓄᓇᒡᐱᓇ	DEC ᑏᓯᒡᐱᓇ	JAN ᒎᓐᓄᐊᓇ	FEB ᓈᕝᐅᐊᓇ	MAR ᒫᕐᓯ	APR ᐃᑦᓇᓕ	MAY ᒪᐃ	Total ᑲᑎᑦᑐᑦ Tamakiklugin
Recall Period	ᐅᑎᕐᕕᐅᔪᑦ	**Pigiakvia**													
≤ 3 months	≤ 3 ᑕᕿᑦ	≤ tatkin pingahut	100	99	100	100	100	100	100	100	100	100	100	99	100
4-6 months	4-6 ᑕᕿᑦ	tatkin hitaman 6nut	0	0	0	0	0	0	0	0	0	0	0	0	0
> 6 months	> 6 ᑕᕿᑦ	> 6 tatkin	0	1	0	0	0	0	0	0	0	0	0	1	0

TABLE/ᓇᓗᓇᐃᔭᐅᑦ/NAUNAIKUTA 14

Number of hunters harvesting each species — **Year 1 (June 1996 - May 1997)**

ᖃᑦᓯᐅᓂᖏᑦ ᐊᖑᓇᓱᒃᑏᑦ ᐊᖑᓇᓱᒃᐸᑦᑐᑦ ᐊᑐᓂᒃ ᐆᒪᔪᕐᓂᒃ — **ᐊᒻᕐᒧ 1 (ᔫᓂ 1996 - ᒪᐃ 1997)**

Amigaitiginigin angunahukpaktun anguvaktaitlu kanugitugiagin — **Ukiunga 1 (June 1996 - May 1997)**

Month/ᑕᕝᕙᖓ/Tatkia			JUN ᔫᓂ	JUL ᔪᓚᐃ	AUG ᐊᐅᒡᒍᑎ	SEP ᓱᑎᒡᐱᕆ	OCT ᐅᑦᑐᕆ	NOV ᓄᕕᒡᐱᕆ	DEC ᑎᓯᒡᐱᕆ	JAN ᒎᓐᓄᐊᕆ	FEB ᕕᕝᕗᐊᕆ	MAR ᒪᕐᓯ	APR ᐃᑦᕆᓕ	MAY ᒪᐃ	Total ᑲᑎᑦᑐᑦ Tamakiklugin
Species	**ᐆᒪᔪᑦ**	**Umajuin**													
Caribou	ᑐᒃᑐᐃᑦ	Tuktut	36	13	34	15	27	26	29	35	42	40	33	34	94
Musk-ox	ᐅᒥᒃᒪᐃᑦ	Umingmait				1									1
Polar bear#	ᓇᓄᐃᑦ#	Nanuit#	n/d	n/d	n/d	n/d	n/d	n/d	n/d	n/d	n/d	n/d	n/d	n/d	n/d
Wolf	ᐊᒪᕈᐃᑦ	Amagut			1			1				1		1	4
Arctic fox	ᑎᓇᒐᓐᓂᐊᑦ	Tigiganiat						7	10	5	4	6	3		14
Coloured fox	ᖃᑯᓐᖏᑦᑐᑦ ᑎᓇᒐᓐᓂᐊᑦ	Kalaliit tigiganiat									1				1
Arctic hare	ᐅᑲᓖᑦ	Ukalik	1		6	10	9	5	4	7	13	18	10	7	46
Ringed seal	ᓇᑦᓱᑦ	Natiinat	87	53	41	34	29	26	16	16	20	20	16	23	126
Bearded seal	ᐅᒡᔪᐃᑦ	Ukyuk		1	3	2	3								7
Harp seal	ᖃᐃᕈᓖᑦ	Qairulik		2	2	1	2								6
Walrus	ᐊᐃᕕᑦ	Akvik		1		1									2
Narwhal	ᑑᒫᓖᑦ ᕿᓚᓗᒐᑦ	Tuugaak	1	33											33
Beluga	ᖃᑯᑦᑕᑦ ᕿᓚᓗᒐᑦ	Kilalugak	1	14										2	17
Snow goose	ᑲᖑᐃᑦ	Kanguq	38	7	26	1								2	55
Canada goose	ᓂᑦᓖᑦ	Nikliknik				1									1
Eider duck	ᒥᑏᑦ	Kingalik				3	2								5
Red-throated loon	ᖃᖅᓴᐅᑦ	Qaqhuaq			1	1									1
Ptarmigan	ᐊᕿᒐᑦ	Akilgik	3			4	14	10	6	5	11	21	10	16	50
Goose eggs	ᑲᖑᐃᑦ ᒪᓐᓂᖏᑦ	Uluaguliit manniit	15												15
Seagull eggs	ᓇᐅᔭᐃᑦ ᒪᓐᓂᖏᑦ	Nauyat manniit	4												4
Arctic char	ᐃᖃᓗᒃᐲᑦ	Ikaliviit	50	4	21	8	21	25	10	4	1	9	9	30	95
Lake trout	ᐃᓱᕋᐃᑦ	Ikalukpik												1	1
Cod	ᐆᒐᐃᑦ	Ugak	5												5
Sculpin	ᑲᓇᔪᐃᑦ	Kanayuk	4	1	2										7

‡‡ No data are available corresponding to the harvest numbers shown in the harvest estimates table which were provided by DSD.

‡‡ ᑎᑎᕋᓯᒪᔪᓂᒃ ᐱᑕᖃᖅᑐᑦᑐᒃ ᐱᒃᔪᑎᓕᓐᓂᒃ ᐊᖑᔭᑦ ᖃᑦᓯᐅᓂᖏᓐᓄᑦ ᐊᓚᒃᑲᐅᒪᔪᓄᑦ ᐊᖑᔭᓄᑦ ᓇᓚᐅᑦᕋᑎᓂ ᑐᓂᔭᖏᓐᓂ ᐃᑯᐱᕐᕕᓕᓇᔨᑦ.

‡‡ Nahagauhimaitut titigakhimajunik pitman kanuk angujaukatakhimajunik kanukitunit pijaumajut ikupiktulikijinik.

TABLE/ᓇᓗᓇᐃᔭᐅᑦ/NAUNAIKUTA 15

6.1.1

Monthly harvest estimates — **Year 2 (June 1997 - May 1998)**

ᑕᕝᕕᒫᑦ ᐊᖑᔭᓄᑦ ᓇᓚᐅᑦᓵᕈᑏᑦ — **ᐊᒻᕐᒍ 2 (ᔫᓂ 1997 - ᒪᐃ 1998)**

Tatkiktamat nahaktauvaktun — **Ukiunga 2 (June 1997 - May 1998)**

Month/ᑕᕝᕕᖓ/Tatkia			JUN ᔫᓂ	JUL ᔪᓚᐃ	AUG ᐊᐅᒡᒍᑎ	SEP ᓱᑎᒡᐱᓇ	OCT ᐅᑦᑐᐱᓇ	NOV ᓄᓇᒡᐱᓇ	DEC ᑏᓯᒡᐱᓇ	JAN ᒣᓐᓄᐊᓇ	FEB ᓈᕝᕗᐊᓇ	MAR ᒫᕐᓯ	APR ᐃᑦᓇᓕ	MAY ᒪᐃ	Total ᑲᑎᑦᑐᑦ Tamakiklugin ± 95% CI
Species	**ᐆᒪᔪᑦ**	**Umajuin**													
Caribou	ᑐᒃᑐᐃᑦ	Tuktut	40	34	77	73	45	134	51	79	86	112	57	67	855 ± 19
Polar bear‡	ᓇᓄᐃᑦ‡	Nanuit‡					6					5		1	12
Wolf	ᐊᒪᕈᐃᑦ	Amagut						1					9	3	13 ± 2
Arctic fox	ᑎᓇᒐᓐᓂᐊᑦ	Tigiganiat						81	43	31	3	2			160 ± 25
Coloured fox	ᖃᑯᓐᖏᑦᑐᑦ ᑎᓇᒐᓐᓂᐊᑦ	Kalaliit tigiganiat							1						1 ± 1
Arctic hare	ᐅᑲᓖᑦ	Ukalik			6	32	14	4	1	4	7	24	11	5	108 ± 5
Ringed seal	ᓇᑦᓱᑦ	Natiinat	283	163	107	193	129	99	48	51	16	48	34	28	1,199 ± 28
Bearded seal	ᐅᒡᔪᐃᑦ	Ukyuk	1	3	7	6	1					1	2		21 ± 1
Harp seal	ᖃᐃᕈᓖᑦ	Qairulik		3	1	4									8 ± 1
Walrus	ᐊᐃᕕᑦ	Akvik												5	5 ± 0
Narwhal	ᑑᒫᓖᑦ ᕿᓚᓗᒐᑦ	Tuugaak	9	32	21	4								1	67 ± 3
Beluga	ᖃᑯᑦᑕᑦ ᕿᓚᓗᒐᑦ	Kilalugak		1		1								1	3 ± 0
Snow goose	ᑲᖑᐃᑦ	Kanguq	126	18	85	5								9	243 ± 10
Canada goose	ᓂᑦᓖᑦ	Nikliknik		1											1 ± 0
Brant goose	ᓂᑦᓕᑦᓇᐃᑦ	Nirlirnaq			2	2									4 ± 1
Old squaw	ᐊᒻᒋᐊᑦᔪᐃᑦ	Aahangik				2	1								3 ± 1
Eider duck	ᒥᑏᑦ	Kingalik	10		2	4	5								21 ± 2
Common loon	ᑑᒃᓖᑦ	Tuulik	1			1									2 ± 0
Thick-billed murre	ᐊᑦᐸᐃᑦ	Thick-billed murre	3												3 ± 0
Ptarmigan	ᐊᕿᒡᒋᑦ	Akilgik	8			97	161	42	14	20	18	165	265	41	831 ± 52
Goose eggs	ᑲᖑᐃᑦ ᒪᓐᓂᖏᑦ	Uluaguliit manniit	108												108 ± 5
Seagull eggs	ᓇᐅᔭᐃᑦ ᒪᓐᓂᖏᑦ	Nauyat manniit	4												4 ± 1
Arctic char	ᐃᖃᓗᒃᐲᑦ	Ikaliviit	1,492	67	871	2,494	1,371	2,866	193	103		24	861	759	11,101 ± 384
Lake trout	ᐃᓱᕋᐃᑦ	Ikalukpik												6	6 ± 0
Cod	ᐆᒐᐃᑦ	Ugak	160												160 ± 8
Sculpin	ᑲᓇᔪᐃᑦ	Kanayuk	18												18 ± 1
Clams	ᐊᒻᒧᒪᔪᑦ	Uviluq		29											29 ± 6

‡ Polar bear data supplied by DSD.

‡ ᓇᓄᑦᓄᑦ ᑎᑎᕋᑦᑕᒪᔪᑦ ᑐᓂᔭᖏᑦ ᐅᑯᐊ ᐃᑯᐱᕐᕕᓕᕆᔨᑦ.

‡ Nanuin nahagaumajut pijauhimajut Ikupiktulikijinik.

TABLE/ᓇᓗᓇᐃᔭᐅᑦ/NAUNAIKUTA 16

Monthly hunter response — **Year 2 (June 1997 - May 1998)**

ᑕᕿᑕᒫᑦ ᐊᖑᓇᓱᒃᑏᑦ ᑭᐅᓂᖏᑦ — **ᐊᒻᕿᒍ 2 (ᔫᓂ 1997 - ᒪᐃ 1998)**

Tatkiktaman pijauhimajut angunahuktinun — **Ukiunga 2 (June 1997 - May 1998)**

Month/ᑕᕿᖓ/Tatkia			JUN ᔫᓂ	JUL ᔪᓚᐃ	AUG ᐊᐅᒻᒍᑎ	SEP ᓱᑎᒻᐱᓇ	OCT ᐅᑦᑐᐱᓇ	NOV ᓄᓇᒻᐱᓇ	DEC ᑏᓯᒻᐱᓇ	JAN ᒎᓐᓄᐊᓇ	FEB ᓈᕝᕗᐊᓇ	MAR ᒪᕐᓯ	APR ᐃᑦᓇᓕ	MAY ᒪᐃ	Total ᑲᑎᑦᑐᑎᑦ Tamakiklugin
Hunter Response Categories	ᐊᖑᓇᓱᒃᑏᑦ ᑭᐅᓂᖏᑦ ᐊᒻᒍᕐᓯᒪᓂᖏᑦ	**Angunahukpaktun Kiujait**													
Monthly hunter list	ᑕᕿᑕᒫᑦ ᐊᖑᓇᓱᒃᑏᑦ	Tatkitaman angunahuktut titigait	240	239	241	244	244	245	245	243	244	246	244	241	254*
Hunters interviewed	ᐊᖑᓇᓱᒃᑏᑦ ᐊᐱᕐᓱᕐᑕᑦ	Angunahuktin apikhuktan	239	237	237	238	240	241	240	236	238	244	240	240	253*
Harvested	ᐊᖑᓇᓱᒃᑐᒥᓃᑦ	Angujaujut	102	65	57	66	58	47	25	29	27	44	44	52	143*
Response Rate (%)	ᑭᐅᔪᑦ ᖃᕐᓯᐅᓂᖏᑦ (%)	Kiujut (%)	100	99	98	98	98	98	98	97	98	99	98	100	98**

* Hunters registered/interviewed/harvested at least once during the year.
** Mean monthly response rate.

* ᐊᖑᓇᓱᒃᑏᑦ ᐊᑎᓕᐅᑦᑕᐅᒪᔪᑦ/ᐊᐱᕐᓱᕐᑕᑦ/ᐊᖑᓇᓱᒃᑐᒥᓃᑦ ᐊᑕᐅᓯᐊᕋᓗᐊᑦᑐᑎᒃ ᐊᒻᕿᒍᒥ.
** ᐊᔾᔨᒌᓕᑎᓯᒪᔪᑦ ᑕᕿᑕᒫᑦ ᑭᐅᔪᑦ.

* Angunahuktin atiliukhimajut/apikhiktaunikut/anguhimajut talvani ukiumi.
** Talvani angunahuknami kiujutaumajut.

TABLE/ᓇᓗᓇᐃᔭᐅᑦ/NAUNAIKUTA 17

Recall period between harvest and interview, expressed as % of total harvest records — **Year 2 (June 1997 - May 1998)**

ᐅᑎᕐᕕᐅᔪᑦ ᐊᑯᕐᖓᓂ ᐊᖑᓇᓱᒃᓂᖓᑕ ᐊᒻᒪᓗ ᐊᐱᕐᓱᕐᑕᐅᓂᖓᑕ, ᓇᓗᓇᐃᕐᑕᑦ ᐃᒫᒃ % ᑲᑎᑦᑐᑎᑦ ᐊᖑᓇᓱᒃᑕᑦ ᑎᑎᕐᕐᑕᐅᒪᔪᑦ — **ᐊᒻᕿᒍ 2 (ᔫᓂ 1997 - ᒪᐃ 1998)**

Itkaumajaujut angunahuktunun apihijauvaktunutlu, kanuk amigaitiginit tamakiklugin angujauhimajut — **Ukiunga 2 (June 1997 - May 1998)**

Month/ᑕᕿᖓ/Tatkia			JUN ᔫᓂ	JUL ᔪᓚᐃ	AUG ᐊᐅᒻᒍᑎ	SEP ᓱᑎᒻᐱᓇ	OCT ᐅᑦᑐᐱᓇ	NOV ᓄᓇᒻᐱᓇ	DEC ᑏᓯᒻᐱᓇ	JAN ᒎᓐᓄᐊᓇ	FEB ᓈᕝᕗᐊᓇ	MAR ᒪᕐᓯ	APR ᐃᑦᓇᓕ	MAY ᒪᐃ	Total ᑲᑎᑦᑐᑎᑦ Tamakiklugin
Recall Period	ᐅᑎᕐᕕᐅᔪᑦ	**Pigiakvia**													
≤ 3 months	≤ 3 ᑕᕿᑦ	≤ tatkin pingahut	100	100	100	100	100	100	100	100	100	100	98	100	100
4-6 months	4-6 ᑕᕿᑦ	tatkin hitaman 6nut	0	0	0	0	0	0	0	0	0	0	0	0	0
> 6 months	> 6 ᑕᕿᑦ	> 6 tatkin	0	0	0	0	0	0	0	0	0	0	2	0	0

TABLE/ᓇᓗᓇᐃᔭᐅᑦ/NAUNAIKUTA 18

6.1.1

Number of hunters harvesting each species — **Year 2 (June 1997 - May 1998)**

ᖃᑦᓯᐅᓂᖏᑦ ᐊᖑᓇᓱᒃᑏᑦ ᐊᖑᓇᓱᒃᐸᑦᑐᑦ ᐊᑐᓂᒃ ᐆᒪᔪᑦᓂᒃ — **ᐊᒡᕐᒍ 2 (ᔪᓐᓂ 1997 - ᒪᐃ 1998)**

Amigaitiginigin angunahukpaktun anguvaktaitlu — **Ukiunga 2 (June 1997 - May 1998)**

Month/ᑕᖅᖓ/Tatkia			JUN ᔪᓐᓂ	JUL ᔪᓚᐃ	AUG ᐊᐅᒡᒍᑎ	SEP ᓱᑎᒡᐱᓇ	OCT ᐅᑦᑐᐱᓇ	NOV ᓄᓇᒡᐱᓇ	DEC ᑏᓯᒡᐱᓇ	JAN ᒎᖕᓄᐊᓇ	FEB ᓈᕝᕗᐊᓇ	MAR ᒫᔪ	APR ᐃᑦᓇᓕ	MAY ᒪᐃ	Total ᑲᑎᑦᑐᑦ Tamakiklugin
Species	**ᐆᒪᔪᑦ**	**Umajuin**													
Caribou	ᑐᒃᑐᐃᑦ	Tuktut	23	10	24	24	9	30	18	27	25	31	28	26	78
Polar bear#	ᓇᓄᐃᑦ#	Nanuit#	n/d	n/d	n/d	n/d	n/d	n/d	n/d	n/d	n/d	n/d	n/d	n/d	n/d
Wolf	ᐊᒪᕈᐃᑦ	Amagut						1					3	3	5
Arctic fox	ᑎᓇᒐᖕᓂᐊᑦ	Tigiganiat						6	6	6	2	2			10
Coloured fox	ᖃᑯᖕᖏᑦᑐᑦ ᑎᓇᒐᖕᓂᐊᑦ	Kalaliit tigiganiat							1						1
Arctic hare	ᐅᑲᓖᑦ	Ukalik			4	12	10	4	1	2	3	9	5	3	34
Ringed seal	ᓇᑦᓱᑦ	Natiinat	78	53	34	34	26	28	11	9	6	17	17	17	108
Bearded seal	ᐅᒡᔪᐃᑦ	Ukyuk	1	3	6	5	1					1	1		12
Harp seal	ᖃᐃᕈᓖᑦ	Qairulik		3	1	2									6
Walrus	ᐊᐃᕕᑦ	Akvik												5	5
Narwhal	ᑑᒫᓖᑦ ᕿᓚᓗᒐᑦ	Tuugaak	7	23	9	2								1	29
Beluga	ᖃᑯᑦᑕᑦ ᕿᓚᓗᒐᑦ	Kilalugak		1		1								1	3
Snow goose	ᑲᖑᐃᑦ	Kanguq	32	7	10	1								6	42
Canada goose	ᓂᑦᓖᑦ	Nikliknik		1											1
Brant goose	ᓂᑦᓕᑦᓇᐃᑦ	Nirlirnaq			1	1									1
Old squaw	ᐊᒃᑭᐊᑦᔪᐃᑦ	Aahangik				1	1								1
Eider duck	ᒥᑏᑦ	Kingalik	2		2	3	3								8
Common loon	ᑑᖕᓖᑦ	Tuulik	1			1									2
Thick-billed murre	ᐊᑦᐸᐃᑦ	Thick-billed murre	1												1
Ptarmigan	ᐊᕿᒡᕿᑦ	Akilgik	4			13	17	5	1	4	4	8	6	4	40
Goose eggs	ᑲᖑᐃᑦ ᒪᖕᓂᖏᑦ	Uluaguliit manniit	5												5
Seagull eggs	ᓇᐅᔭᐃᑦ ᒪᖕᓂᖏᑦ	Nauyat manniit	1												1
Arctic char	ᐃᖃᓗᒃᐲᑦ	Ikaliviit	43	5	19	33	24	22	3	1		1	16	24	84
Lake trout	ᐃᓱᕋᐃᑦ	Ikalukpik												2	2
Cod	ᐆᒐᐃᑦ	Ugak	5												5
Sculpin	ᑲᓇᔪᐃᑦ	Kanayuk	4												4
Clams	ᐊᒻᒧᒪᔪᑦ	Uviluq		1											1

No data are available corresponding to the harvest numbers shown in the harvest estimates table which were provided by DSD.

ᑎᑎᕋᓯᒪᔪᓂᒃ ᐱᑕᖃᖕᖏᑦᑐᖅ ᐱᔾᔪᑎᓕᖕᓂᒃ ᐊᖑᔭᑦ ᖃᕋᓯᐅᓂᖏᖕᓄᑦ ᐊᓚᒃᑲᐅᒪᔪᓄᑦ ᐊᖑᔭᓄᑦ ᓇᓚᐅᑦᓴᕈᑎᓂ ᑐᓂᔭᖏᖕᓂ ᐃᑯᐱᕐᐃᓕᓇᕆᑦ.

Nahagauhimaitut titigakhimajunik pitman kanuk angujaukatakhimajunik kanukitunit pijaumajut ikupiktulikijinik.

TABLE/ᓇᓗᓇᐃᔭᐅᑦ/NAUNAIKUTA 19

Monthly harvest estimates

ᑕᕿᑕᒫᑦ ᐊᖑᔭᓄᑦ ᓇᓚᐅᑦᓵᕈᑏᑦ

Tatkiktaman pijauhimajut angunahuktinun

Year 3 (June 1998 - May 1999)

ᐊᒻᕿᒍ 3 (ᔫᓂ 1998 - ᒪᐃ 1999)

Ukiunga 3 (June 1998 - May 1999)

Month/ᑕᕿᖓ/Tatkia			JUN ᔫᓂ	JUL ᔪᓚᐃ	AUG ᐊᐅᒡᒍᑎ	SEP ᓱᑎᒡᐱᕆ	OCT ᐅᑦᑐᐱᕆ	NOV ᓄᕕᒡᐱᕆ	DEC ᑏᓯᒡᐱᕆ	JAN ᒎᓐᓄᐊᕆ	FEB ᕕᕝᕗᐊᕆ	MAR ᒫᕐᓯ	APR ᐃᑦᓇᓕ	MAY ᒪᐃ	Total ᑲᑎᑦᑐᒋᑦ Tamakiklugin ± 95% CI
Species	**ᐆᒪᔪᑦ**	**Umajuin**													
Caribou	ᑐᒃᑐᐃᑦ	Tuktut	12	57	151	116	36	82	37	79	75	33	34	48	760 ± 9
Musk-ox	ᐅᒥᒃᒪᐃᑦ	Umingmait			1									1	2 ± 0
Polar bear‡	ᓇᓄᐃᑦ‡	Nanuit‡					1	2		12					
Wolf	ᐊᒪᕈᐃᑦ	Amagut										13	1	1	15 ± 0
Arctic fox	ᑎᓇᒐᓐᓂᐊᑦ	Tigiganiat						7	6	3	6	1			23 ± 1
Arctic hare	ᖃᑯᓐᖏᑦᑐᑦ ᑎᓇᒐᓐᓂᐊᑦ	Ukalik			8	30	18	4	1	10	28	19	13		131 ± 1
Ringed seal	ᓇᑦᓱᑦ	Natiinat	479	134	139	108	70	77	91	76	63	49	36	44	1,366 ± 9
Bearded seal	ᐅᒡᔪᐃᑦ	Ukyuk		1	3	1	1								6 ± 0
Harp seal	ᖃᐃᕈᓖᑦ	Qairulik			14	4									18 ± 3
Walrus	ᐊᐃᕕᑦ	Akvik			1									1	2 ± 0
Narwhal	ᑑᒫᓖᑦ ᕿᓚᓗᒐᑦ	Tuugaak	4	14	46	7									71 ± 4
Beluga	ᖃᑯᑦᑕᑦ ᕿᓚᓗᒐᑦ	Kilalugak	4	1	3										8 ± 1
Snow goose	ᑲᖑᐃᑦ	Kanguq	197	40	20									47	304 ± 5
Brant goose	ᓂᑦᓕᑦᓇᐃᑦ	Nirlirnaq	8											1	9 ± 0
Eider duck	ᒥᑏᑦ	Kingalik	1	2	2	3	2								10 ± 0
Black guillemot	ᐱᑦᓯᐅᓛᑦ	Black guillemot			1		2								3 ± 0
Thick-billed murre	ᐊᑉᐸᐃᑦ	Thick-billed murre	4												4 ± 0
Ptarmigan	ᐊᕿᒡᑦ	Akilgik	2			13	64	30	8	102	175	53	5	9	461 ± 5
Sandhill crane	ᑕᑎᒡᒐᔪᐊᑦ	Tatilgaq												1	1 ± 0
Goose eggs	ᑲᖑᐃᑦ ᒪᓐᓂᖏᑦ	Uluaguliit manniit	1,241												1,241 ± 0
Seagull eggs	ᓇᐅᔭᐃᑦ ᒪᓐᓂᖏᑦ	Nauyat manniit	21												21 ± 0
Arctic char	ᐃᖃᓗᒃᐲᑦ	Ikaliviit	772	676	930	1,146	1,205	1,188	1,266		56	381	167	792	8,579 ± 136
Lake trout	ᐃᓱᕋᐃᑦ	Ikalukpik												32	32 ± 4
Cod	ᐆᒪᐃᑦ	Ugak	72												72 ± 0
Sculpin	ᑲᓇᔪᐃᑦ	Kanayuk	52												52 ± 0
Clams	ᐊᒻᒧᒪᔪᑦ	Uviluq			25										25 ± 5

‡ Polar bear data supplied by DSD.

‡ ᓇᓄᑦᓄᑦ ᑎᑎᕋᑦᑕᒪᔪᑦ ᑐᓂᔭᖏᑦ ᐅᑯᐊ ᐃᑯᐱᕐᕕᓕᕆᔨᑦ.

‡ Nanuin nahagaumajut pijauhimajut Ikupiktulikijinik.

6.1.1

TABLE/ᓇᓗᓇᐃᔭᐅᑦ/NAUNAIKUTA 20

Monthly hunter response — **Year 3 (June 1998 - May 1999)**

ᑕᕿᑖᒪᑦ ᐊᖑᓇᓱᒃᑏᑦ ᑭᐅᓂᖏᑦ — **ᐊᒡᕐᒍ 3 (ᔫᓂ 1998 - ᒪᐃ 1999)**

Tatkiktaman pijauhimajut angunahuktinun — **Ukiunga 3 (June 1998 - May 1999)**

Month/ᑕᕿᖓ/Tatkia			JUN ᔫᓂ	JUL ᔪᓚᐃ	AUG ᐊᐅᒡᒍᑎ	SEP ᓱᑎᒡᐱᓇ	OCT ᐅᑦᑐᐱᓇ	NOV ᓄᕕᒡᐱᓇ	DEC ᑏᓯᒡᐱᓇ	JAN ᓴᓐᓄᐊᓇ	FEB ᕕᕗᐊᓇ	MAR ᒫᕿ	APR ᐃᑦᓇᓕ	MAY ᒪᐃ	Total ᑲᑎᑦᑐᒋᑦ Tamakiklugin
Hunter Response Categories	ᐊᖑᓇᓱᒃᑏᑦ ᑭᐅᓂᖏᑦ ᐊᒡᒍᕐᓯᒪᓂᖏᑦ	**Angunahukpaktun Kiujait**													
Monthly hunter list	ᑕᕿᑖᒪᑦ ᐊᖑᓇᓱᒃᑏᑦ	Tatkitaman angunahuktut titigait	241	243	241	236	239	237	237	237	233	233	231	234	250*
Hunters interviewed	ᐊᖑᓇᓱᒃᑏᑦ ᐊᐱᕐᓱᕐᑕᑦ	Angunahuktin apikhuktan	241	243	238	236	238	235	236	236	233	232	230	232	249*
Harvested	ᐊᖑᓇᓱᒃᑐᒥᓃᑦ	Angujaujut	112	56	69	55	48	40	40	35	41	35	28	62	148*
Response Rate (%)	ᑭᐅᔪᑦ ᖃᑦᓯᐅᓂᖏᑦ (%)	Kiujut (%)	100	100	99	100	100	99	100	100	100	100	100	99	100**

* Hunters registered/interviewed/harvested at least once during the year.
** Mean monthly response rate.

* ᐊᖑᓇᓱᒃᑏᑦ ᐊᑎᓕᐅᑦᑕᐅᒪᔪᑦ/ᐊᐱᕐᓱᕐᑕᑦ/ᐊᖑᓇᓱᒃᑐᒥᓃᑦ ᐊᑕᐅᓯᐊᕋᓗᐊᑦᑐᑎᒃ ᐊᒡᕐᒍᒥ.
** ᐊᔾᔨᒌᓕᑎᓯᒪᔪᑦ ᑕᕿᑖᒪᑦ ᑭᐅᔪᑦ.

* Angunahuktin atiliukhimajut/apikhiktaunikut/anguhimajut talvani ukiumi.
** Talvani angunahuknami kiujutaumajut.

TABLE/ᓇᓗᓇᐃᔭᐅᑦ/NAUNAIKUTA 21

Recall period between harvest and interview, expressed as % of total harvest records — **Year 3 (June 1998 - May 1999)**

ᐅᑎᕐᕕᐅᔪᑦ ᐊᑯᕐᖓᓂ ᐊᖑᓇᓱᒋᓂᖓᑕ ᐊᒻᒪᓗ ᐊᐱᕐᓱᕐᑕᐅᓂᖓᑕ, ᓇᓗᓇᐃᕐᑕᑦ ᐃᒫᒃ % ᑲᑎᑦᑐᒋᑦ ᐊᖑᓇᓱᒃᑕᑦ ᑎᑎᕐᑕᐅᒪᔪᑦ — **ᐊᒡᕐᒍ 3 (ᔫᓂ 1998 - ᒪᐃ 1999)**

Itkaumajaujut angunahuktunun apihijauvaktunutlu, kanuk amigaitiginit tamakiklugin angujauhimajut — **Ukiunga 3 (June 1998 - May 1999)**

Month/ᑕᕿᖓ/Tatkia			JUN ᔫᓂ	JUL ᔪᓚᐃ	AUG ᐊᐅᒡᒍᑎ	SEP ᓱᑎᒡᐱᓇ	OCT ᐅᑦᑐᐱᓇ	NOV ᓄᕕᒡᐱᓇ	DEC ᑏᓯᒡᐱᓇ	JAN ᓴᓐᓄᐊᓇ	FEB ᕕᕗᐊᓇ	MAR ᒫᕿ	APR ᐃᑦᓇᓕ	MAY ᒪᐃ	Total ᑲᑎᑦᑐᒋᑦ Tamakiklugin
Recall Period	ᐅᑎᕐᕕᐅᔪᑦ	**Pigiakvia**													
≤ 3 months	≤ 3 ᑕᕿᑦ	≤ tatkin pingahut	100	100	100	100	100	100	100	100	100	100	100	100	100
4-6 months	4-6 ᑕᕿᑦ	tatkin hitaman 6nut	0	0	0	0	0	0	0	0	0	0	0	0	0
> 6 months	> 6 ᑕᕿᑦ	> 6 tatkin	0	0	0	0	0	0	0	0	0	0	0	0	0

TABLE/ᓇᓗᓇᐃᔭᐅᑦ/NAUNAIKUTA 22

Number of hunters harvesting each species

ᖃᑦᓯᐅᓂᖏᑦ ᐊᖑᓇᓱᒃᑏᑦ ᐊᖑᓇᓱᒃᐸᑦᑐᑦ ᐊᑐᓂᒃ ᐆᒪᔪᕐᓂᒃ

Amigaitiginigin angunahukpaktun anguvaktaitlu

Year 3 (June 1998 - May 1999)

ᐊᒡᕐᒍ 3 (ᔫᓂ 1998 - ᒪᐃ 1999)

Ukiunga 3 (June 1998 - May 1999)

Month/ᑕᕝᕕᖓ/Tatkia			JUN ᔫᓂ	JUL ᔪᓚᐃ	AUG ᐊᐅᒡᒍᑎ	SEP ᓱᑎᒡᐱᓇ	OCT ᐅᑦᑐᐱᓇ	NOV ᓄᓇᒡᐱᓇ	DEC ᑏᓯᒡᐱᓇ	JAN ᒎᓐᓄᐊᓇ	FEB ᓈᕝᕗᐊᓇ	MAR ᒪᑦᓯ	APR ᐃᑦᓇᓕ	MAY ᒪᐃ	Total ᑲᑎᑦᑐᑦ Tamakiklugin
Species	**ᐆᒪᔪᑦ**	**Umajuin**													
Caribou	ᑐᒃᑐᐃᑦ	Tuktut	10	20	32	27	11	18	15	23	21	12	11	22	67
Musk-ox	ᐅᒥᒃᒪᐃᑦ	Umingmait			1									1	2
Polar bear#	ᓇᓄᐃᑦ#	Nanuit#	n/d	n/d	n/d	n/d	n/d	n/d	n/d	n/d	n/d	n/d	n/d	n/d	n/d
Wolf	ᐊᒪᕈᐃᑦ	Amagut										3	1	1	5
Arctic fox	ᑎᓇᒐᓐᓂᐊᑦ	Tigiganiat						2	3	2	4	1			6
Arctic hare	ᖃᑯᓐᖏᑦᑐᑦ ᑎᓇᒐᓐᓂᐊᑦ	Ukalik			7	17	8	3	1	4	14	9	6		43
Ringed seal	ᓇᑦᓱᑦ	Natiinat	96	41	41	35	19	27	25	21	21	14	14	16	120
Bearded seal	ᐅᒡᔪᐃᑦ	Ukyuk		1	3	1	1								6
Harp seal	ᖃᐃᕈᓐᑦ	Qairulik			6	3									9
Walrus	ᐊᐃᕖᑦ	Akvik			1									1	2
Narwhal	ᑑᒫᓐᑦ ᕿᓚᓗᒐᑦ	Tuugaak	3	8	12	4									22
Beluga	ᖃᑯᑦᑕ ᕿᓚᓗᒐᑦ	Kilalugak	2	1	1										4
Snow goose	ᑲᖑᐃᑦ	Kanguq	30	10	8									9	40
Brant goose	ᓂᕐᓕᕐᓇᐃᑦ	Nirlirnaq	2											1	3
Eider duck	ᒥᑏᑦ	Kingalik	1	2	2	2	2								7
Black guillemot	ᐱᑦᓯᐅᓛᑦ	Black guillemot			1		2								3
Thick-billed murre	ᐊᑉᐸᐃᑦ	Thick-billed murre	2												2
Ptarmigan	ᐊᕿᒡᒋᑦ	Akilgik	1			6	10	8	4	13	18	11	3	5	46
Sandhill crane	ᑕᑎᒡᒐᕐᔪᐊᑦ	Tatilgaq												1	1
Goose eggs	ᑲᖑᐃᑦ ᒪᓐᓂᖏᑦ	Uluaguliit manniit	18												18
Seagull eggs	ᓇᐅᔭᐃᑦ ᒪᓐᓂᖏᑦ	Nauyat manniit	3												3
Arctic char	ᐃᖃᓗᒃᐲᑦ	Ikaliviit	21	19	21	15	21	13	12		1	5	5	47	92
Lake trout	ᐃᓱᕋᐃᑦ	Ikalukpik												9	9
Cod	ᐆᒪᐃᑦ	Ugak	3												3
Sculpin	ᑲᓇᔪᐃᑦ	Kanayuk	9												9
Clams	ᐊᒻᒧᒪᔪᑦ	Uviluq			1										1

‡‡ No data are available corresponding to the harvest numbers shown in the harvest estimates table which were provided by DSD.

‡‡ ᑎᑎᕋᕐᓯᒪᔪᓂᒃ ᐱᑕᖃᖏᑦᑐᖅ ᐱᔾᔪᑎᓕᓐᓂᒃ ᐊᖑᔭᑦ ᖃᑦᓯᐅᓂᖏᓐᓄᑦ ᐊᓚᒃᑲᐅᒪᔪᓄᑦ ᐊᖑᔭᓄᑦ ᓇᓚᐅᑦᕐᕈᑎᓂ ᑐᓂᔭᖏᓐᓂ ᐃᑯᐱᕐᕕᓕᕆᔨᑦ.

‡‡ Nahagauhimaitut titigakhimajunik pitman kanuk angujaukatakhimajunik kanukitunit pijaumajut ikupiktulikijinik.

6.1.1

TABLE/ᓇᓗᓇᐃᔭᐅᑦ/NAUNAIKUTA 23

Monthly harvest estimates — **Year 4 (June 1999 - May 2000)**

ᑕᕿᑕᒫᑦ ᐊᖑᔭᓄᑦ ᓇᓚᐅᑦᓵᕈᑏᑦ — **ᐊᒡᕐᒍ 4 (ᔫᓂ 1999 - ᒪᐃ 2000)**

Tatkiktaman pijauhimajut angunahuktinun — **Ukiunga 4 (June 1999 - May 2000)**

Month/ᑕᕿᖓ/Tatkia			JUN ᔫᓂ	JUL ᔪᓚᐃ	AUG ᐊᐅᒡᒍᑎ	SEP ᓱᑎᒡᐱᕆ	OCT ᐅᑦᑐᐱᕆ	NOV ᓄᕕᒡᐱᕆ	DEC ᑏᓯᒡᐱᕆ	JAN ᒎᓐᓄᐊᕆ	FEB ᕕᕝᕗᐊᕆ	MAR ᒫᕿ	APR ᐃᑦᓇᓕ	MAY ᒪᐃ	Total ᑲᑎᑦᑐᒋᑦ Tamakiklugin ± 95% CI
Species	**ᐆᒪᔪᑦ**	**Umajuin**													
Caribou	ᑐᒃᑐᐃᑦ	Tuktut	26	21	90	67	47	58	44	51	42	33	39	50	568 ± 18
Polar bear‡	ᓇᓄᐃᑦ‡	Nanuit‡					3	2	1	20					
Wolf	ᐊᒪᕐᐃᑦ	Amagut									2		11	3	16 ± 4
Arctic fox	ᑎᓇᒐᓐᓂᐊᑦ	Tigiganiat	1					2	1	4					8 ± 1
Arctic hare	ᐅᑲᓖᑦ	Ukalik				18	16	2	6	1	11	36	9	5	104 ± 6
Ringed seal	ᓇᑦᓱᑦ	Natiinat	274	171	106	146	149	71	69	85	142	101	112	76	1,502 ± 42
Bearded seal	ᐅᒡᔪᐃᑦ	Ukyuk		1	4	4	7		1				1		18 ± 2
Harp seal	ᖃᐃᕐᓖᑦ	Qairulik			6	8									14 ± 4
Walrus	ᐊᐃᕖᑦ	Akvik					1								1 ± 0
Narwhal	ᑑᒫᓖᑦ ᕿᓚᓗᒐᑦ	Tuugaak	2	7	31	40	2								82 ± 7
Beluga	ᖃᑯᑦᑕᑦ ᕿᓚᓗᒐᑦ	Kilalugak	1	3			2								6 ± 1
Snow goose	ᑲᖑᐃᑦ	Kanguq	120	4	13									23	160 ± 12
Canada goose	ᓂᑦᓖᑦ	Nikliknik	1			1									2 ± 1
Brant goose	ᓂᑦᓕᑦᓇᐃᑦ	Nirlirnaq		1											1 ± 0
Eider duck	ᒥᑏᑦ	Kingalik				7	2						2		11 ± 3
Arctic loon	ᑑᑦᓖᑦ	Maliriq	1												1 ± 1
Ptarmigan	ᐊᕿᒡᒋᑦ	Akilgik	9	3	2	42	84	22	33	16	48	186	32	16	493 ± 26
Goose eggs	ᑲᖑᐃᑦ ᒪᓐᓂᖏᑦ	Uluaguliit manniit	83												83 ± 34
Seagull eggs	ᓇᐅᔭᐃᑦ ᒪᓐᓂᖏᑦ	Nauyat manniit	12												12 ± 1
Arctic char	ᐃᖃᓗᒃᐲᑦ	Ikaliviit	2,181	94	1,225	439	1,695	1,340	398		610	1,022	668	1,170	10,842 ± 488
Cod	ᐆᒪᐃᑦ	Ugak	67	303											370 ± 62
Sculpin	ᑲᓇᔪᐃᑦ	Kanayuk	19	13											32 ± 7
Clams	ᐊᒻᒧᒪᔪᑦ	Uviluq		203											203 ± 41

‡ Polar bear data supplied by DSD.

‡ ᓇᓄᑦᓄᑦ ᑎᑎᕋᑦᑕᐅᒪᔪᑦ ᑐᓂᔭᖏᑦ ᐅᑯᐊ ᐃᑯᐱᑦᕕᓕᕆᔨᑦ.

‡ Nanuin nahagaumajut pijauhimajut Ikupiktulikijinik.

TABLE/ᓇᓗᓇᐃᔭᐅᑦ/NAUNAIKUTA 24

Monthly hunter response — **Year 4 (June 1999 - May 2000)**

ᑕᕿᑖᒪᑦ ᐊᖑᓇᓱᒃᑏᑦ ᑭᐅᓂᖏᑦ — **ᐊᒻᕐᒧ 4 (ᓘᓂ 1999 - ᒪᐃ 2000)**

Tatkiktaman pijauhimajut angunahuktinun — **Ukiunga 4 (June 1999 - May 2000)**

Month/ᑕᕿᖓ/Tatkia			JUN ᓘᓂ	JUL ᔪᓚᐃ	AUG ᐊᐅᒻᒍᑎ	SEP ᓱᑎᒻᐱᓇ	OCT ᐅᑦᑐᐱᓇ	NOV ᓄᓇᒻᐱᓇ	DEC ᑏᓯᒻᐱᓇ	JAN ᒎᓐᓄᐊᓇ	FEB ᓈᕝᕗᐊᓇ	MAR ᒪᕐᓯ	APR ᐃᑦᓇᓕ	MAY ᒪᐃ	Total ᑲᑎᑦᑐᑦ Tamakiklugin
Hunter Response Categories	ᐊᖑᓇᓱᒃᑏᑦ ᑭᐅᓂᖏᑦ ᐊᒻᒍᕐᓯᒪᓂᖏᑦ	**Angunahukpaktun Kiujait**													
Monthly hunter list	ᑕᕿᑖᒪᑦ ᐊᖑᓇᓱᒃᑏᑦ	Tatkitaman angunahuktut titigait	226	234	229	226	223	222	226	226	227	231	231	235	245*
Hunters interviewed	ᐊᖑᓇᓱᒃᑏᑦ ᐊᐱᕐᓱᕐᑕᑦ	Angunahuktin apikhuktan	221	231	222	223	222	220	224	224	225	227	226	230	242*
Harvested	ᐊᖑᓇᓱᒃᑐᒥᓃᑦ	Angujaujut	89	58	55	56	52	36	22	28	34	40	33	62	138*
Response Rate (%)	ᑭᐅᔪᑦ ᖃᕐᓯᐅᓂᖏᑦ (%)	Kiujut (%)	98	99	97	99	100	99	99	99	99	98	98	98	99**

* Hunters registered/interviewed/harvested at least once during the year.
** Mean monthly response rate.

* ᐊᖑᓇᓱᒃᑏᑦ ᐊᑎᓕᐅᑦᑕᐅᒪᔪᑦ/ᐊᐱᕐᓱᕐᑕᑦ/ᐊᖑᓇᓱᒃᑐᒥᓃᑦ ᐊᑕᐅᓯᐊᕋᓗᐊᑦᑐᑎᒃ ᐊᒻᕐᒧᒥ.
** ᐊᔾᔨᒌᓕᑦᑎᓯᒪᔪᑦ ᑕᕿᑖᒪᑦ ᑭᐅᔪᑦ.

* Angunahuktin atiliukhimajut/apikhiktaunikut/anguhimajut talvani ukiumi.
** Talvani angunahuknami kiujutaumajut.

TABLE/ᓇᓗᓇᐃᔭᐅᑦ/NAUNAIKUTA 25

Recall period between harvest and interview, expressed as % of total harvest records — **Year 4 (June 1999 - May 2000)**

ᐅᑎᕐᕕᐅᔪᑦ ᐊᑯᕐᖓᓂ ᐊᖑᓇᓱᒋᓂᖓᑕ ᐊᒻᒪᓗ ᐊᐱᕐᓱᕐᑕᐅᓂᖓᑕ, ᓇᓗᓇᐃᕐᑕᑦ ᐃᒪᒃ % ᑲᑎᑦᑐᑦ ᐊᖑᓇᓱᒃᑕᑦ ᑎᑎᕐᕐᑕᐅᒪᔪᑦ — **ᐊᒻᕐᒧ 4 (ᓘᓂ 1999 - ᒪᐃ 2000)**

Itkaumajaujut angunahuktunun apihijauvaktunutlu, kanuk amigaitiginit tamakiklugin angujauhimajut — **Ukiunga 4 (June 1999 - May 2000)**

Month/ᑕᕿᖓ/Tatkia			JUN ᓘᓂ	JUL ᔪᓚᐃ	AUG ᐊᐅᒻᒍᑎ	SEP ᓱᑎᒻᐱᓇ	OCT ᐅᑦᑐᐱᓇ	NOV ᓄᓇᒻᐱᓇ	DEC ᑏᓯᒻᐱᓇ	JAN ᒎᓐᓄᐊᓇ	FEB ᓈᕝᕗᐊᓇ	MAR ᒪᕐᓯ	APR ᐃᑦᓇᓕ	MAY ᒪᐃ	Total ᑲᑎᑦᑐᑦ Tamakiklugin
Recall Period	ᐅᑎᕐᕕᐅᔪᑦ	**Pigiakvia**													
≤ 3 months	≤ 3 ᑕᕿᑦ	≤ tatkin pingahut	100	100	100	100	100	100	100	100	100	100	100	100	100
4-6 months	4-6 ᑕᕿᑦ	tatkin hitaman 6nut	0	0	0	0	0	0	0	0	0	0	0	0	0
> 6 months	> 6 ᑕᕿᑦ	> 6 tatkin	0	0	0	0	0	0	0	0	0	0	0	0	0

TABLE/ᓇᓗᓇᐃᔭᐅᑦ/NAUNAIKUTA 26

6.1.1

Number of hunters harvesting each species — **Year 4 (June 1999 - May 2000)**

ᖃᑦᓯᐅᓂᖏᑦ ᐊᖑᓇᓱᒃᑏᑦ ᐊᖑᓇᓱᒃᐸᑦᑐᑦ ᐊᑐᓂᒃ ᐆᒪᔪᑦᓂᒃ — **ᐊᒡᕐᒍ 4 (ᔫᓂ 1999 - ᒪᐃ 2000)**

Amigaitiginigin angunahukpaktun anguvaktaitlu — **Ukiunga 4 (June 1999 - May 2000)**

Month/ᑕᖅᖓ/Tatkia			JUN ᔫᓂ	JUL ᔪᓚᐃ	AUG ᐊᐅᒡᒍᑎ	SEP ᓱᑎᒡᐱᓇ	OCT ᐅᑦᑐᐱᓇ	NOV ᓄᓇᒡᐱᓇ	DEC ᑏᓯᒡᐱᓇ	JAN ᒎᖕᓄᐊᓇ	FEB ᓈᕝᕗᐊᓇ	MAR ᒪᑦᓯ	APR ᐃᑦᓇᓕ	MAY ᒪᐃ	Total ᑲᑎᑦᑐᑦ Tamakiklugin
Species	**ᐆᒪᔪᑦ**	**Umajuin**													
Caribou	ᑐᒃᑐᐃᑦ	Tuktut	18	9	23	17	16	20	11	16	16	11	17	20	63
Polar bear‡	ᓇᓄᐃᑦ‡	Nanuit‡	n/d	n/d	n/d	n/d	n/d	n/d	n/d	n/d	n/d	n/d	n/d	n/d	n/d
Wolf	ᐊᒪᕈᐃᑦ	Amagut									1		2	3	6
Arctic fox	ᑎᓇᒐᖕᓂᐊᑦ	Tigiganiat	1					2	1	3					7
Arctic hare	ᐅᑲᓖᑦ	Ukalik				10	6	2	2	1	4	11	6	3	27
Ringed seal	ᓇᑦᓱᑦ	Natiinat	64	43	30	26	32	18	15	17	21	23	22	27	104
Bearded seal	ᐅᒡᔪᐃᑦ	Ukyuk		1	3	4	6		1				1		12
Harp seal	ᖃᐃᕈᓖᑦ	Qairulik			2	3									4
Walrus	ᐊᐃᕕᑦ	Akvik					1								1
Narwhal	ᑑᒐᓖᑦ ᕿᓚᓗᒐᑦ	Tuugaak	1	5	16	14	1								27
Beluga	ᖃᑯᑦᑕᑦ ᕿᓚᓗᒐᑦ	Kilalugak	1	3			1								4
Snow goose	ᑲᖑᐃᑦ	Kanguq	29	2	5									8	35
Canada goose	ᓂᑦᓖᑦ	Nikliknik	1			1									2
Brant goose	ᓂᑦᓕᑦᓇᐃᑦ	Nirlirnaq		1											1
Eider duck	ᒥᑏᑦ	Kingalik				2	2						1		4
Arctic loon	ᑑᑦᓖᑦ	Maliriq	1												1
Ptarmigan	ᐊᕿᒡᒋᑦ	Akilgik	4	2	1	6	14	4	2	5	10	19	5	7	38
Goose eggs	ᑲᖑᐃᑦ ᒪᖕᓂᖏᑦ	Uluaguliit manniit	8												8
Seagull eggs	ᓇᐅᔭᐃᑦ ᒪᖕᓂᖏᑦ	Nauyat manniit	2												2
Arctic char	ᐃᖃᓗᒃᐲᑦ	Ikaliviit	55	9	16	15	21	20	5		6	7	8	41	90
Cod	ᐆᒐᐃᑦ	Ugak	4	1											5
Sculpin	ᑲᓇᔪᐃᑦ	Kanayuk	3	5											7
Clams	ᐊᒻᒧᒪᔪᑦ	Uviluq		1											1

‡ No data are available corresponding to the harvest numbers shown in the harvest estimates table which were provided by DSD.

‡ ᑎᑎᕋᓯᒪᔪᓂᒃ ᐱᑕᖃᖕᖏᑦᑐᖅ ᐱᔾᔪᑎᓕᖕᓂᒃ ᐊᖑᔭᑦ ᖃᑦᓯᐅᓂᖏᖕᓄᑦ ᐊᓚᒃᑲᐅᒪᔪᓄᑦ ᐊᖑᔭᓄᑦ ᓇᓚᐅᑦᓱᑎᓂ ᑐᓂᔭᖕᓂ ᐃᑯᐱᕐᕕᓕᓇᕆᑦ.

‡ Nahagauhimaitut titigakhimajunik pitman kanuk angujaukatakhimajunik kanukitunit pijaumajut ikupiktulikijinik.

TABLE/ᓇᓗᓇᐃᔭᐅᑦ/NAUNAIKUTA 27

Monthly harvest estimates — **Year 5 (June 2000 - May 2001)**

ᑕᕝᕕᒫᑦ ᐊᖑᔭᓄᑦ ᓇᓚᐅᑦᓵᕈᑏᑦ — **ᐊᒻᕐᒧ 5 (ᔫᓂ 2000 - ᒪᐃ 2001)**

Tatkiktaman pijauhimajut angunahuktinun — **Ukiunga 5 (June 2000 - May 2001)**

Month/ᑕᕝᕕᖓ/Tatkia			JUN ᔫᓂ	JUL ᔪᓚᐃ	AUG ᐊᐅᒡᒍᑎ	SEP ᓱᑎᒡᐱᓇ	OCT ᐅᑦᑐᐱᓇ	NOV ᓄᓇᒡᐱᓇ	DEC ᑏᓯᒡᐱᓇ	JAN ᒎᓐᓄᐊᓇ	FEB ᓈᕝᕗᐊᓇ	MAR ᒫᔪ	APR ᐃᑦᓇᓕ	MAY ᒪᐃ	Total ᑲᑎᑦᑐᒋᑦ Tamakiklugin ± 95% CI
Species	**ᐆᒪᔪᑦ**	**Umajuin**													
Caribou	ᑐᒃᑐᐃᑦ	Tuktut	24	6	84	22		51	55	48	54	44	30	45	463 ± 18
Musk-ox	ᐅᒥᒃᒪᐃᑦ	Umingmait				2								1	3 ± 1
Polar bear‡	ᓇᓄᐃᑦ‡	Nanuit‡					4					4			8
Wolf	ᐊᒪᕈᐃᑦ	Amagut			1		1	2				7	4		15 ± 3
Arctic fox	ᑎᓇᒐᓐᓂᐊᑦ	Tigiganiat						3	76	79	17	2	1		178 ± 20
Coloured fox	ᖃᑯᖕᖏᑦᑐᑦ ᑎᓇᒐᓐᓂᐊᑦ	Kalaliit tigiganiat						2							2 ± 1
Arctic hare	ᐅᑲᓖᑦ	Ukalik			4	25	33	7	2	2	15	21	12	8	129 ± 8
Ringed seal	ᓇᑦᓯᑦ	Natiinat	520	159	98	134	164	128	68	85	73	61	57	92	1,639 ± 56
Bearded seal	ᐅᒡᔪᐃᑦ	Ukyuk				2	4	1	1				1	1	10 ± 2
Harp seal	ᖃᐃᕈᓖᑦ	Qairulik			2										2 ± 1
Walrus	ᐊᐃᕕᑦ	Akvik			1								2		3 ± 1
Narwhal	ᑑᒫᓖᑦ ᕿᓚᓗᒐᑦ	Tuugaak	4	49	19	1									73 ± 6
Beluga	ᖃᑯᑦᑕᑦ ᕿᓚᓗᒐᑦ	Kilalugak		6	18										24 ± 4
Snow goose	ᑲᖑᐃᑦ	Kanguq	288	81	195									46	610 ± 39
Brant goose	ᓂᑦᓕᑦᓇᐃᑦ	Brant goose	9												9 ± 4
Eider duck	ᒥᑏᑦ	Kingalik	5		1	9	4								19 ± 5
Thick-billed murre	ᐊᑉᐸᐃᑦ	Thick-billed murre	2												2 ± 1
Ptarmigan	ᐊᕿᒡᒋᑦ	Akilgik	12			34	95	23	14	20	80	47	16	10	351 ± 26
Sandhill crane	ᑕᑎᒡᒐᑦᔪᐊᑦ	Tatilgaq	2												2 ± 1
Goose eggs	ᑲᖑᐃᑦ ᒪᓐᓂᖏᑦ	Uluaguliit manniit	570	147											717 ± 88
Duck eggs	ᒥᑏᑦ ᒪᓐᓂᖏᑦ	Tinmiat manniit		1											1 ± 0
Seagull eggs	ᓇᐅᔭᐃᑦ ᒪᓐᓂᖏᑦ	Nauyat manniit	71	41											112 ± 30
Arctic char	ᐃᖃᓗᒃᐲᑦ	Ikaliviit	3,624	171	629	613	1,219	2,649	698	467	236	228	621	634	11,789 ± 483
Cod	ᐆᒪᐃᑦ	Ugak	3												3 ± 1
Sculpin	ᑲᓇᔪᐃᑦ	Kanayuk	1	1											2 ± 0

‡ Polar bear data supplied by DSD.

‡ ᓇᓄᑦᓄᑦ ᑎᑎᕋᑦᑕᒪᔪᑦ ᑐᓂᒃᖏᑦ ᐅᑯᐊ ᐃᑯᐱᑦᕕᓕᕆᔨᑦ.

‡ Nanuin nahagaumajut pijauhimajut Ikupiktulikijinik.

6.1.1

TABLE/ᓇᓗᓇᐃᔭᐅᑦ/NAUNAIKUTA 28

Monthly hunter response — **Year 5 (June 2000 - May 2001)**

ᑕᕿᑕᒫᑦ ᐊᖑᓇᓱᒃᑏᑦ ᑭᐅᓂᖏᑦ — **ᐊᒻᕐᒧ 5 (ᔫᓂ 2000 - ᒪᐃ 2001)**

Tatkiktaman pijauhimajut angunahuktinun — **Ukiunga 5 (June 2000 - May 2001)**

Month/ᑕᕿᖓ/Tatkia			JUN ᔫᓂ	JUL ᔪᓚᐃ	AUG ᐊᐅᒻᒍᑎ	SEP ᓱᑎᒻᐱᓇ	OCT ᐅᑦᑐᐱᓇ	NOV ᓄᓇᒻᐱᓇ	DEC ᑏᓯᒻᐱᓇ	JAN ᒎᓐᓄᐊᓇ	FEB ᓈᕝᕗᐊᓇ	MAR ᒪᕐᓯ	APR ᐃᕐᓇᓕ	MAY ᒪᐃ	Total ᑲᑎᑦᑐᑦ Tamakiklugin
Hunter Response Categories	ᐊᖑᓇᓱᒃᑏᑦ ᑭᐅᓂᖏᑦ ᐊᒻᒍᕐᓯᒪᓂᖏᑦ	**Angunahukpaktun Kiujait**													
Monthly hunter list	ᑕᕿᑕᒫᑦ ᐊᖑᓇᓱᒃᑏᑦ	Tatkitaman angunahuktut titigait	232	239	243	238	239	241	239	240	243	244	245	246	257*
Hunters interviewed	ᐊᖑᓇᓱᒃᑏᑦ ᐊᐱᕐᓱᕐᑕᑦ	Angunahuktin apikhuktan	226	232	235	230	229	234	232	234	233	235	234	234	247*
Harvested	ᐊᖑᓇᓱᒃᑐᒥᓃᑦ	Angujaujut	97	65	54	52	47	44	32	35	30	44	27	68	151*
Response Rate (%)	ᑭᐅᔪᑦ ᖃᑦᓯᐅᓂᖏᑦ (%)	Kiujut (%)	97	97	97	97	96	97	97	98	96	96	96	95	97**

* Hunters registered/interviewed/harvested at least once during the year.
** Mean monthly response rate.

* ᐊᖑᓇᓱᒃᑏᑦ ᐊᑎᓕᐅᑦᑕᐅᒪᔪᑦ/ᐊᐱᕐᓱᕐᑕᑦ/ᐊᖑᓇᓱᒃᑐᒥᓃᑦ ᐊᑕᐅᓯᐊᕋᓗᐊᑐᑎᒃ ᐊᒻᕐᒧᒥ.
** ᐊᔾᔨᒌᓕᑎᓯᒪᔪᑦ ᑕᕿᑕᒫᑦ ᑭᐅᔪᑦ.

* Angunahuktin atiliukhimajut/apikhiktaunikut/anguhimajut talvani ukiumi.
** Talvani angunahuknami kiujutaumajut.

TABLE/ᓇᓗᓇᐃᔭᐅᑦ/NAUNAIKUTA 29

Recall period between harvest and interview, expressed as % of total harvest records — **Year 5 (June 2000 - May 2001)**

ᐅᑎᕐᕕᐅᔪᑦ ᐊᑯᕐᖓᓂ ᐊᖑᓇᓱᒃᖓᑕ ᐊᒻᒪᓗ ᐊᐱᕐᓱᕐᑕᐅᓂᖓᑕ, ᓇᓗᓇᐃᕐᑕᑦ ᐃᒫᒃ % ᑲᑎᑦᑐᑦ ᐊᖑᓇᓱᒃᑕᑦ ᑎᑎᕐᕐᑕᐅᒪᔪᑦ — **ᐊᒻᕐᒧ 5 (ᔫᓂ 2000 - ᒪᐃ 2001)**

Itkaumajaujut angunahuktunun apihijauvaktunutlu, kanuk amigaitiginit tamakiklugin angujauhimajut — **Ukiunga 5 (June 2000 - May 2001)**

Month/ᑕᕿᖓ/Tatkia			JUN ᔫᓂ	JUL ᔪᓚᐃ	AUG ᐊᐅᒻᒍᑎ	SEP ᓱᑎᒻᐱᓇ	OCT ᐅᑦᑐᐱᓇ	NOV ᓄᓇᒻᐱᓇ	DEC ᑏᓯᒻᐱᓇ	JAN ᒎᓐᓄᐊᓇ	FEB ᓈᕝᕗᐊᓇ	MAR ᒪᕐᓯ	APR ᐃᕐᓇᓕ	MAY ᒪᐃ	Total ᑲᑎᑦᑐᑦ Tamakiklugin
Recall Period	ᐅᑎᕐᕕᐅᔪᑦ	**Pigiakvia**													
≤ 3 months	≤ 3 ᑕᕿᑦ	≤ tatkin pingahut	99	100	100	100	100	100	100	100	100	100	100	100	100
4-6 months	4-6 ᑕᕿᑦ	tatkin hitaman 6nut	1	0	0	0	0	0	0	0	0	0	0	0	0
> 6 months	> 6 ᑕᕿᑦ	> 6 tatkin	0	0	0	0	0	0	0	0	0	0	0	0	0

TABLE/ᓇᓗᓇᐃᔭᐅᑦ/NAUNAIKUTA 30

Number of hunters harvesting each species — **Year 5 (June 2000 - May 2001)**

ᖃᑦᓯᐅᓂᖏᑦ ᐊᖑᓇᓱᒃᑏᑦ ᐊᖑᓇᓱᒃᐸᑦᑐᑦ ᐊᑐᓂᒃ ᐆᒪᔪᕐᓂᒃ — **ᐊᒻᕌᒍ 5 (ᔫᓂ 2000 - ᒪᐃ 2001)**

Amigaitiginigin angunahukpaktun anguvaktaitlu — **Ukiunga 5 (June 2000 - May 2001)**

Month/ᑕᕝᕙᖓ/Tatkia			JUN ᔫᓂ	JUL ᔪᓚᐃ	AUG ᐊᐅᒡᒍᑎ	SEP ᓱᑎᒡᐱᓇ	OCT ᐅᑦᑐᐱᓇ	NOV ᓄᓇᒡᐱᓇ	DEC ᑏᓯᒡᐱᓇ	JAN ᒎᖕᓄᐊᓇ	FEB ᓈᕝᕗᐊᓇ	MAR ᒪᑦᓯ	APR ᐃᑦᓇᓕ	MAY ᒪᐃ	Total ᑲᑎᑦᑐᑦ Tamakiklugin
Species	**ᐆᒪᔪᑦ**	**Umajuin**													
Caribou	ᑐᒃᑐᐃᑦ	Tuktut	14	4	20	10		15	13	12	13	17	8	17	58
Musk-ox	ᐅᒥᒃᒪᐃᑦ	Umingmait				1								1	2
Polar bear#	ᓇᓄᐃᑦ#	Nanuit#	n/d	n/d	n/d	n/d	n/d	n/d	n/d	n/d	n/d	n/d	n/d	n/d	n/d
Wolf	ᐊᒪᕈᐃᑦ	Amagut			1		1	1				2	4		7
Arctic fox	ᑎᓇᒐᓐᓂᐊᑦ	Tigiganiat						2	9	7	3	1	1		14
Coloured fox	ᖃᑯᖕᖏᑦᑐᑦ ᑎᓇᒐᓐᓂᐊᑦ	Kalaliit tigiganiat						1							1
Arctic hare	ᐅᑲᓖᑦ	Ukalik			3	15	11	4	1	2	6	12	5	4	38
Ringed seal	ᓇᑦᓯᑦ	Natiinat	83	49	29	29	20	25	19	28	19	18	11	25	110
Bearded seal	ᐅᒡᔪᐃᑦ	Ukyuk				2	4	1	1				1	1	10
Harp seal	ᖃᐃᕈᓖᑦ	Qairulik			2										2
Walrus	ᐊᐃᓈᑦ	Akvik			1								2		3
Narwhal	ᑑᒫᓖᑦ ᕿᓚᓗᒐᑦ	Tuugaak	3	26	7	1									29
Beluga	ᖃᑯᑦᑕᑦ ᕿᓚᓗᒐᑦ	Kilalugak		4	6										10
Snow goose	ᑲᖑᐃᑦ	Kanguq	34	8	20									14	54
Brant goose	ᓂᑦᓕᑦᓇᐃᑦ	Brant goose	3												3
Eider duck	ᒥᑏᑦ	Kingalik	4		1	3	2								9
Thick-billed murre	ᐊᑉᐸᐃᑦ	Thick-billed murre	2												2
Ptarmigan	ᐊᕿᒡᒋᑦ	Akilgik	3			9	13	5	5	5	9	10	3	5	38
Sandhill crane	ᑕᑎᒡᒐᑦᔪᐊᑦ	Tatilgaq	2												2
Goose eggs	ᑲᖑᐃᑦ ᒪᓐᓂᖏᑦ	Uluaguliit manniit	11	1											12
Duck eggs	ᒥᑏᑦ ᒪᓐᓂᖏᑦ	Tinmiat manniit		1											1
Seagull eggs	ᓇᐅᔭᐃᑦ ᒪᓐᓂᖏᑦ	Nauyat manniit	3	1											4
Arctic char	ᐃᖃᓗᒃᐲᑦ	Ikaliviit	65	10	17	16	19	21	11	7	3	4	14	44	106
Cod	ᐆᒪᐃᑦ	Ugak	1												1
Sculpin	ᑲᓇᔪᐃᑦ	Kanayuk	1	1											2

‡‡ No data are available corresponding to the harvest numbers shown in the harvest estimates table which were provided by DSD.

‡‡ ᑎᑎᕋᓯᒪᔪᓂᒃ ᐱᑕᖃᖕᖏᑦᑐᖅ ᐱᔾᔪᑎᓕᓐᓂᒃ ᐊᖑᔭᑦ ᖃᑦᓯᐅᓂᖏᓐᓄᑦ ᐊᓚᒃᑲᐅᒪᔪᓄᑦ ᐊᖑᔭᓄᑦ ᓇᓚᐅᑦᓱᑎᓂ ᑐᓂᔭᖏᓐᓂ ᐃᑯᐱᕐᓕᓇᔫᑦ.

‡‡ Nahagauhimaitut titigakhimajunik pitman kanuk angujaukatakhimajunik kanukitunit pijaumajut ikupiktulikijinik.

6.1.1

TABLE/ᓇᓗᓇᐃᔭᐅᑦ/NAUNAIKUTA 31

Annual harvest estimates and five-year mean

All Years (June 1996 - May 2001)

ᐊᒻᕋᒍᑕᒦᑦ ᐊᖑᔭᓄᑦ ᓇᓚᐅᑦᓵᕈᑏᑦ ᐊᒻᒪᓗ ᑕᖕᓕᒪᓄᑦ-ᐊᒻᕋᒍᓄᑦ ᐊᔾᔨᒌᓕᕐᑎᓯᒪᔪᑦ ᑕᒪᐃᖕᓄᑦ ᐊᒻᕋᒍᓄᑦ (ᔫᓂ 1996 - ᒪᐃ 2001)

Study Year/ᖃᐅᔨᓴᕐᕕᒃ ᐊᒻᕋᒍ/Ihivgiukimayut Ukiumi			1	2	3	4	5	Mean ᐊᔾᔨᒌᓕᕐᑎᓯᒪᔪᑦ Amigaitkiyait
			96/97	97/98	98/99	99/00	00/01	
Species	ᐆᒪᔪᑦ	**Umajuin**						
Caribou[1]	ᑐᒃᑐᐃᑦ[1]	Tuktut[1]	1,246	855	760	568	463	778
Musk-ox[2]	ᐅᒥᒃᒪᐃᑦ[2]	Umingmait[2]	1	0	2	0	3	1
Polar bear[3]	ᓇᓄᐃᑦ[3]	Nanuit[3]	13	12	12	10	8	11
Wolf	ᐊᒪᕈᐃᑦ	Amagut	7	13	15	16	15	13
Arctic fox[4]	ᑎᓇᒐᓐᓂᐊᑦ[4]	Tigiganiat[4]	200	160	23	8	178	114
Coloured fox[5]	ᖃᑯᖕᕐᑦᑐᑦ ᑎᓇᒐᓐᓂᐊᑦ[5]	Kalaliit tigiganiat[5]	1	1	0	0	2	1
Arctic hare	ᐅᑲᓖᑦ	Ukalik	207	108	131	104	129	136
Ringed seal[6]	ᓇᕐᓱᑦ[6]	Natiinat[6]	1,544	1,199	1,366	1,502	1,639	1,450
Bearded seal	ᐅᒡᔪᐃᑦ	Ukyuk	15	21	6	18	10	14
Harp seal[7]	ᖃᐃᕈᓖᑦ[7]	Qairulik[7]	8	8	18	14	2	10
Walrus[8]	ᐊᐃᕕᑦ[8]	Akvik[8]	3	5	2	1	3	3
Narwhal[9]	ᑑᒫᓖᑦ ᕿᓚᓗᒐᑦ[9]	Tuugaak[9]	77	67	71	82	73	74
Beluga[10]	ᖃᑯᕐᑕᑦ ᕿᓚᓗᒐᑦ[10]	Kilalugak[10]	27	3	8	6	24	14
Snow goose[11]	ᑲᖑᐃᑦ[11]	Kanguq[11]	635	243	304	160	610	390
Canada goose	ᓂᕐᓖᑦ ᐅᓗᐊᒍᓖᑦ	Nikliknik	1	1	0	2	0	1
Brant goose	ᓂᕐᓕᕐᓇᐃᑦ	Nirlirnaq	0	4	9	1	9	5
Old squaw	ᐊᒻᒋᐊᕐᔪᐃᑦ	Aahangik	0	3	0	0	0	1
Eider duck[12]	ᒥᑏᑦ[12]	Kingalik[12]	19	21	10	11	19	16
Common loon	ᑑᓕᕐᔪᐊᑦ	Tuulik	0	2	0	0	0	<1
Arctic loon	ᑲᒡᓗᓕᒃ	Maliriq	0	0	0	1	0	<1
Red-throated loon	ᖃᖅᓴᐅᑦ	Qaqhuaq	3	0	0	0	0	1
Black guillemot	ᐱᑦᓱᐅᓛᑦ	Black guillemot	0	0	3	0	0	1
Thick-billed murre	ᐊᑉᐸᐃᑦ	Thick-billed murre	0	3	4	0	2	2
Ptarmigan	ᐊᕿᒻᒋᑦ	Akilgik	718	831	461	493	351	571
Sandhill crane	ᑕᑎᒻᒪᕐᔪᐊᑦ	Tatilgaq	0	0	1	0	2	1
Goose eggs[13]	ᑲᖑᐃᑦ ᒪᓐᓂᖕᒋᑦ[13]	Uluaguliit manniit[13]	629	108	1,241	83	717	556
Duck eggs[13]	ᒥᑏᑦ ᒪᓐᓂᖕᒋᑦ[13]	Tinmiat manniit[13]	0	0	0	0	1	<1
Seagull eggs[13]	ᓇᐅᔭᐃᑦ ᒪᓐᓂᖕᒋᑦ[13]	Nauyat manniit[13]	14	4	21	12	112	33
Arctic char	ᐃᖃᓗᒃᐱᑦ	Ikaliviit	8,874	11,101	8,579	10,842	11,789	10,237
Lake trout[14]	ᐃᓱᕋᐃᑦ[14]	Ikalukpik[14]	4	6	32	0	0	8
Cod[15]	ᐆᒪᐃᑦ[15]	Ugak[15]	157	160	72	370	3	152
Sculpin	ᑲᓇᔪᐃᑦ	Kanayuk	67	18	52	32	2	34
Clams	ᐊᒻᒧᒪᔪᑦ	Uviluq	0	29	25	203	0	51

[1-15]: See page 155 for community feedback and other sources of data.

[1-15]: ᑕᑯᒍᒃ ᒪᕐᐱᑐᒐᖕ 157 ᓄᓇᓖᑦ ᑭᐅᔪᑎᖕᒋᑦ ᐊᒻᒪᓗ ᐊᓯᖕᒋᑦ ᐱᒡᕕᐅᔪᑦ ᓈᒻᒪᐅᑎᓂᒃ.

[1-15]: Takulugu makpigaak 159 nunanit kiutjutinganik ovalo aalanik naunaiyautainik.

TABLE/ᓇᓗᓇᐃᔭᐅᑦ/NAUNAIKUTA 32

Annual hunter response — **All Years (June 1996 - May 2001)**

ᐊᒻᕐᒍᑕᒫᑦ ᐊᖑᓇᓱᒃᑏᑦ ᑭᐅᓂᖏᑦ — **ᑕᒪᐃᓐᓄᑦ ᐊᒻᕐᒍᓄᑦ (ᔫᓂ 1996 - ᒪᐃ 2001)**

Angujauvaktu — **Tamamik ukiuni (June 1996 - May 2001)**

Study Year/ᖃᐅᔨᓴᕐᕕᒃ ᐊᒻᕐᒍ/Ihivgiukimayut Ukiumi			1	2	3	4	5	Total ᑲᑎᕝᕕᒋᑦ Tamakiklugin
			96/97	97/98	98/99	99/00	00/01	
Hunter Response Categories	**ᐊᖑᓇᓱᒃᑏᑦ ᑭᐅᓂᖏᑦ ᐊᒻᒍᕐᓯᒪᓂᖏᑦ**	**Angunahukpaktun Kiujait**						
Monthly hunter list	ᑕᕿᑕᒫᑦ ᐊᖑᓇᓱᒃᑏᑦ	Tatkitaman angunahuktut titigait	267	254	250	245	257	310*
Hunters interviewed	ᐊᖑᓇᓱᒃᑏᑦ ᐊᐱᕐᓱᕐᑕᑦ	Angunahuktin apikhuktan	256	253	249	242	247	300*
Harvested	ᐊᖑᓇᓱᒃᑐᒥᓃᑦ	Angujaujut	162	143	148	138	151	240*
Response Rate (%)	ᑭᐅᔪᑦ ᖃᑦᓯᐅᓂᖏᑦ (%)	Kiujut (%)	96	98	100	99	97	98**

* Hunters registered/interviewed/harvested at least once during the study.
** Mean annual response rate.

* ᐊᖑᓇᓱᒃᑏᑦ ᐊᑎᓕᐅᕐᓯᒪᔪᑦ/ᐊᐱᕐᓱᕐᑕᑦ/ᐊᖑᓇᓱᒃᑐᒥᓃᑦ ᐊᑕᐅᓯᐊᕐᓗᐊᕐᑎᒃ ᖃᐅᔨᓴᕐᓂᕐᒥ.
** ᐊᔾᔨᒌᓕᕐᑎᓯᒪᔪᑦ ᐊᒻᕐᒍᑕᒫᑦ ᑭᐅᔪᑦ.

* Angunahuktin atiliukhimajut/apikhiktaunikut/anguhimajut talvani kaujihatatiplugin.
** Atjikilirhimajut ukiumun kiutjutaujut.

TABLE/ᓇᓗᓇᐃᔭᐅᑦ/NAUNAIKUTA 33

Recall period between harvest and interview, expressed as % of total harvest records — **All Years (June 1996 - May 2001)**

ᐅᑎᕐᕕᐅᔪᑦ ᐊᑯᕐᖓᓂ ᐊᖑᓇᓱᓐᓂᖓᑕ ᐊᒻᒪᓗ ᐊᐱᕐᓱᕐᑕᐅᓂᖓᑕ, ᓇᓗᓇᐃᕐᑕᑦ ᐃᒫᒃ % ᑲᑎᑦᑐᑎᑦ ᐊᖑᓇᓱᒃᑕᑦ ᑎᑎᕐᕐᑕᐅᒪᔪᑦ — **ᑕᒪᐃᓐᓄᑦ ᐊᒻᕐᒍᓄᑦ (ᔫᓂ 1996 - ᒪᐃ 2001)**

Angunahuktin apikhuktaujut, iluakhagaujutl % tamakiklugit angujauhimajut umajut — **Tamamik ukiuni (June 1996 - May 2001)**

Study Year/ᖃᐅᔨᓴᕐᕕᒃ ᐊᒻᕐᒍ/Ihivgiukimayut Ukiumi			1	2	3	4	5	Total ᑲᑎᕝᕕᒋᑦ Tamakiklugin
			96/97	97/98	98/99	99/00	00/01	
Recall Period	**ᐅᑎᕐᕕᐅᔪᑦ**	**Pigiakvia**						
≤ 3 months	≤ 3 ᑕᕿᑦ	≤ tatkin pingahut	100	100	100	100	100	100
4-6 months	4-6 ᑕᕿᑦ	tatkin hitaman 6nut	0	0	0	0	0	0
> 6 months	> 6 ᑕᕿᑦ	> 6 tatkin	0	0	0	0	0	0

6.1.1

TABLE/ᓇᓗᓇᐃᔭᐅᑦ/NAUNAIKUTA 34

Number of hunters harvesting each species — **All Years (June 1996 - May 2001)**

ᖃᑦᓯᐅᓂᖏᑦ ᐊᖑᓇᓱᒃᑏᑦ ᐊᖑᓇᓱᒃᐸᑦᑐᑦ ᐊᑐᓂᒃ ᐆᒪᔪᕐᓂᒃ — **ᑕᒪᐃᓐᓄᑦ ᐊᒡᕐᒍᓄᑦ (ᔫᓂ 1996 - ᒪᐃ 2001)**

Angunahuktin angutivaktun umajunik — **Tamamik ukiuni (June 1996 - May 2001)**

Study Year/ᖃᐅᔨᓴᕐᕕᒃ ᐊᒡᕐᒍ/Ihivgiukimayut Ukiumi			1	2	3	4	5	Total ᑲᑎᑦᑐᑎᑦ Tamakiklugin
			96/97	97/98	98/99	99/00	00/01	
Species	**ᐆᒪᔪᑦ**	**Umajuin**						
Caribou	ᑐᒃᑐᐃᑦ	Tuktut	94	78	67	63	58	131
Musk-ox	ᐅᒥᒃᒪᐃᑦ	Umingmait	1		2		2	5
Polar bear#	ᓇᓄᐃᑦ#	Nanuit#	n/d	n/d	n/d	n/d	n/d	n/d
Wolf	ᐊᒪᕈᐃᑦ	Amagut	4	5	5	6	7	17
Arctic fox	ᑎᓇᒐᓐᓂᐊᑦ	Tigiganiat	14	10	6	7	14	31
Coloured fox	ᖃᑯᓐᖏᑦᑐᑦ ᑎᓇᒐᓐᓂᐊᑦ	Kalaliit tigiganiat	1	1			1	1
Arctic hare	ᐅᑲᓖᑦ	Ukalik	46	34	43	27	38	82
Ringed seal	ᓇᑦᓱᑦ	Natiinat	126	108	120	104	110	195
Bearded seal	ᐅᒡᔪᐃᑦ	Ukyuk	7	12	6	12	10	26
Harp seal	ᖃᐃᕈᓖᑦ	Qairulik	6	6	9	4	2	22
Walrus	ᐊᐃᓈᑦ	Akvik	2	5	2	1	3	10
Narwhal	ᑑᒫᓖᑦ ᕿᓚᓗᒐᑦ	Tuugaak	33	29	22	27	29	75
Beluga	ᖃᑯᑦᑕ ᕿᓚᓗᒐᑦ	Kilalugak	17	3	4	4	10	31
Snow goose	ᑲᖑᐃᑦ	Kanguq	55	42	40	35	54	105
Canada goose	ᓂᑦᓖᑦ ᐅᓗᐊᒍᓖᑦ	Nikliknik	1	1		2		4
Brant goose	ᓂᑦᓕᑦᓇᐃᑦ	Nirlirnaq		1	3	1	3	6
Old squaw	ᐊᒃᑭᐊᑦᔪᐃᑦ	Aahangik		1				1
Eider duck	ᒥᑏᑦ	Kingalik	5	8	7	4	9	20
Common loon	ᑑᓪᓕᑦᔪᐊᑦ	Tuulik		2				2
Arctic loon	ᑲᒡᓗᓕᒃ	Maliriq				1		1
Red-throated loon	ᖃᖅᓴᐅᑦ	Qaqhuaq	1					1
Black guillemot	ᐱᑦᓱᐅᓛᑦ	Black guillemot			3			3
Thick-billed murre	ᐊᑦᐸᐃᑦ	Thick-billed murre		1	2		2	4
Ptarmigan	ᐊᕿᒡᒋᑦ	Akilgik	50	40	46	38	38	96
Sandhill crane	ᑕᑎᒡᒐᑦᔪᐊᑦ	Tatilgaq			1		2	3
Goose eggs	ᑲᖑᐃᑦ ᒪᓐᓂᖏᑦ	Uluaguliit manniit	15	5	18	8	12	43
Duck eggs	ᒥᑏᑦ ᒪᓐᓂᖏᑦ	Tinmiat manniit					1	1
Seagull eggs	ᓇᐅᔭᐃᑦ ᒪᓐᓂᖏᑦ	Nauyat manniit	4	1	3	2	4	12
Arctic char	ᐃᖃᓗᒃᐱᑦ	Ikaliviit	95	84	92	90	106	175
Lake trout	ᐃᓱᕐᕋᐃᑦ	Ikalukpik	1	2	9			10
Cod	ᐆᒐᐃᑦ	Ugak	5	5	3	5	1	12
Sculpin	ᑲᓇᔪᐃᑦ	Kanayuk	7	4	9	7	2	22
Clams	ᐊᒻᒧᒪᔪᑦ	Uviluq		1	1	1		3

‡‡ No data are available corresponding to the harvest numbers shown in the harvest estimates table which were provided by DSD.

‡‡ ᑎᑎᕋᓯᒪᔪᓂᒃ ᐱᑕᖃᖅᖏᑦᑐᖅ ᐱᔾᔪᑎᓐᓂᒃ ᐊᖑᔭᑦ ᖃᑦᓯᐅᓂᖏᓐᓄᑦ ᐊᓚᒃᑲᐅᒪᔪᓄᑦ ᐊᖑᔭᓄᑦ ᓇᓚᐅᑦᓴᕈᑎᓂ ᑐᓂᔭᖏᓐᓂ ᐃᑯᐱᕐᕕᓕᕆᔨᑦ.

‡‡ Nahagauhimaitut titigakhimajunik pitman kanuk angujaukatakhimajunik kanukitunit pijaumajut ikupiktulikijinik.

6.1 Baffin Region

6.1.1 Community Results Discussion: Arctic Bay and Nanisivik

The survey frame:

An assessment of under-enumeration during the community visit indicated that there were very few Inuit hunters who were not registered in the Harvest Study. However, it is estimated that there were eight non-Inuit hunters with assigned hunting rights who were not registered – six occasional and two active hunters. As discussed in Section 5.2.1 the effect of this under-enumeration would have led to a downward bias of the harvest estimates. However, the extent of the bias is likely very small since the missing hunters only represent three percent of the total hunter population (Table 10).

Due to the relatively small number of intensive hunters registered in Arctic Bay, the intensive classification was joined with the active classification for the purpose of calculating harvest estimates.

Survey coverage and non-response bias:

Response rates remained high throughout the course of the Harvest Study. As seen in Table 9 the consistent intentional non-response rate in Arctic Bay was nil, and therefore was not a potential source of non-response bias.

Response rates were felt to be high enough and non-response bias low enough in all years to ensure that n did in fact constitute a sufficiently representative sample of N hunters.

Measurement issues and response error:

Although it is felt that most hunters were interviewed during the course of the Harvest Study, as demonstrated by the high response rates and low number of non-registered hunters, it was suggested during the community visit that hunters may not have reported all their harvest. We were informed that if hunters did not record their harvest in their calendar they would need to estimate their harvest at the time of the interview and that Inuit hunters are more likely to underestimate their catch resulting in lower harvest estimates. Fear of further harvesting limitations was also given as a reason some hunters may under-report their harvests. As is evident from the discussion below, the community felt that some estimates were low. These measurement errors are suspected to have played a role in this. However the community agreed that most of the estimates are within the right range.

As seen in the recall period tables, the vast majority of harvest records were collected within three months of the harvest, thereby minimizing recall error. However, as noted above there appears to have been some recall error despite the shorter recall periods.

There were relatively small numbers of arctic char harvested commercially during the study. Some of that harvest may have been reported along with the subsistence harvest but it is not felt to have had a large effect on the harvest estimates. Other harvest records indicated that the char harvest was commercial, and were removed from the database. These can be seen in Table 4.

Community feedback and other sources of data:

1. **Caribou:** Caribou harvesting consisted of barren-ground caribou. Caribou were abundant around the community early in the study resulting in a higher harvest during this time period (C.F.).
2. **Musk-ox:** The community quota was 4 per year. Musk-oxen are only harvested on Devon Island and only when ice conditions are favorable (C.F.). Records obtained from DSD show similar harvest numbers, a harvest of 1 animal in year 3 and 4 animals in year 5 (DSD MXa).
3. **Polar bear:** Numbers displayed are not estimates but confirmed harvest numbers supplied by the Government of Nunavut, Department of Sustainable Development (DSD PB).
4. **Arctic fox:** Estimates may be low in some years but the community indicates that the large drop in years 3 and 4 is related to the implementation of humane trapping standards (C.F.).
5. **Coloured fox:** The estimates appear low (C.F.).
6. **Ringed seal:** The estimates seem low; the community depends on the seal harvest. They feel that some hunters may not have reported all of their harvest (C.F.).
7. **Harp seal:** The estimates seem low; there was a market for the pelts during the study (C.F.).
8. **Walrus:** The community reported that the estimates seem accurate and that they remember a higher harvest in year 2. The community also indicated that meat is often ordered from Igloolik due to a higher need than local harvesting can support (C.F.).

9 **Narwhal:** Some estimates appear too low as the narwhal quota of 100 was used each year (C.F.). DFO reports the following harvest numbers for narwhal (note that DFO data are based on fiscal years, whereas Harvest Study data are based on harvest years that run from June to May)(DFO N/B):

96/97	97/98	98/99	99/00	00/01
99	66	103	101	100

10 **Beluga:** The community reports that some estimates (years 1 and 5) seem too high whereas the year 2 estimate seems somewhat low. However, there was general agreement that the overall estimates were in the right range (C.F.). DFO reports the following harvest numbers for beluga (note that DFO data are based on fiscal years, whereas Harvest Study data are based on harvest years that run from June to May) (DFO N/B):

96/97	97/98	98/99	99/00	00/01
1	1	2	0	n/d

11 **Snow goose:** The year 4 estimate seems a little low; however other years appear to be in the right range (C.F.).

12 **Eider duck:** The overall harvest estimates for eider ducks seem low. Both king eider and common eider ducks are harvested by the community. King eiders are taken close to the community and common eiders are harvested further south (C.F.).

13 **Eggs:** Egg harvest estimates appear low for all species; some hunters were not aware that they were to report their egg harvests and others may have underestimated their harvest (C.F.).

14 **Lake trout:** The estimates appear accurate; harvesting takes place when hunters travel to Hall Beach (C.F.).

15 **Cod:** Cod are primarily harvested by children. Although children under 16 years were not registered in the Harvest Study, their harvest was reported by their parents (C.F.).

6.1 ᕿᑭᖅᑖᓗᒃ

6.1.1 ᓄᓇᓕᖕᓂ ᓴᖅᑭᑕᐅᔪᓂᒃ ᐅᖃᖃᑎᒌᕈᑎᑦ: ᐃᕐᐊᐊᕐᔪᒃ ᐊᒻᒪᓗ ᓇᓂᓯᕕᒃ

ᖃᐅᔨᓴᓂᐅᑉ ᐋᖅᑭᐅᒪᓂᖓ:

ᕿᒥᕐᕈᓂᖃᖅᑎᒌᓗᒍ ᐊᑎᓕᐅᕝᕕᓗᐊᖅᐸᑦᑐᑦ ᒥᑦᓵᓄᓕᖓᔪᓂᒃ ᓄᓇᓕᑦ ᐳᓚᕋᖅᑕᐅᑎᒌᓗᒋᑦ ᖃᐅᔨᓴᐅᖅᑐᑦ ᐅᓄᖕᒋᑦᑐᑯᓘᓚᐅᕐᒪᑦ ᐃᓄᐃᑦ ᐊᑎᓕᐅᖅᑕᐅᓯᒪᖕᒋᑦᑐᐃᑦ ᖃᐅᔨᓴᓂᕐᒥ. ᑭᓯᐊᓂ, ᐃᓱᒪᒋᔭᐅᓯᒪᔪᖅ 8ᖑᓚᐅᕐᓂᖕᒋᓂᒃ ᐃᓅᖕᒋᑦᑐᑦ ᐊᓯᕿᖅᑎᖃᓚᐅᕐᓂᖓᓂᒃ ᐱᔪᓐᓇᐅᒻᒥᒃ ᑐᓂᓯᕕᐅᓯᒪᔪᓂᒃ ᐊᑎᓕᖅᓯᒪᖃᑕᐅᓚᐅᖕᒋᑦᑐᓂᒃ - ᐊᕐᕕᓂᓕ ᖃᑯᑎᒃᑰᖅᐸᑦᑐᑎᒃ ᐊᒻᒪᓗ ᒪᕐᕈᑦ ᑕᒫᐸᓗᒃᑯᑦ. ᐅᖃᐅᓯᐅᒻᒪᑕ ᓈᓴᐅᑎᒥ 5.2.1 ᑕᒪᑐᒪ ᐊᑎᓕᐅᓇᖕᒋᓗᐊᕈᑎᐅᑉ ᐱᒍᑕᐅᓂᖓ ᐊᑦᑎᑯᓐᓕᑎᑦᓯᒪᒐᔭᖅᑐᐃᑦ ᐆᒪᔪᖅᑕᐅᑯᑦᑐᑦ ᖃᑦᓯᐅᑯᓂᖕᒋᓂᒃ. ᑭᓯᐊᓂ, ᖃᓄᑎᒋ ᐃᓚᓕᐅᓇᖕᒋᓂᖓ ᐱᓗᐊᖅᑰᖕᒋᑦᑐᖅ ᑖᒃᑯᐊ ᐃᓚᓕᐅᖅᑕᐅᓯᒪᖕᒋᑦᑐᑦ 3%ᑐᐃᓐᓇᑰᓗᒻᒪᑕ ᐊᓯᑯᖅᑎᐅᔪᓕᒫᖕᒋᓂ (ᓇᓕᖅᑲᖅ 10).

ᖃᑦᓱᓐᓇᐸᓗᓚᐅᕐᓂᖕᒋᓂᑦ ᐊᒃᓱᑲᓪᓚ ᐊᖑᓇᓱᐸᑦᑐᐃᑦ ᐊᑎᓕᐅᖅᓯᒪᔪᓂ ᐃᕐᐊᐊᕐᔪᖑᑦ, ᑲᑎᑕᐅᓚᐅᖅᑐᑦ ᐆᒪᔪᕋᓱᒻᒪᓇᐸᑦᑐᑦ ᐊᒃᓱᑲᓪᓚ ᑕᒫᐸᓗᒃ ᓇᓗᓇᐃᔭᕈᑎᖃᖅᑐᓄᑦ ᓈᓴᖅᑕᐅᑎᓪᓗᒋᑦ ᐆᒪᔪᖅᑕᐅᔪᒥᓃᑦ ᒥᑦᓯᖕᒋᑦ.

ᖃᐅᔨᓴᖅᑕᐅᔪᑦ ᐊᒻᒪ ᐃᓚᓕᐅᓇᔭᐅᕙᖕᒋᑦᑐᑦ ᑭᐅᖕᒋᑦᑐᑦ:

ᑭᐅᕙᑦᑐᑦ ᐅᓄᖅᑑᑦᓴᐃᓐᓇᓚᐅᖅᑐᑦ ᖃᐅᔨᓴᓂᖃᓂᓚᒫᖓᓂ. ᑕᑯᒐᒃᓴᑦ ᓇᓕᖅᑲᒥ 9 ᐱᔭᓗᓗᑎᒃ ᑭᐅᒃᑕᐃᓕᕙᑦᑐᑦ ᐱᑕᖃᓚᐅᖕᒋᑦᑐᑦ, ᑕᐃᒪᐃᒻᒪᓪᓗ ᓴᖅᑭᖅᑐᖃᕈᐅᓚᐅᖕᒋᑦᑐᑦ ᐃᓚᓕᐅᑎᔭᐅᖕᒋᑦᑐᓂᒃ ᑭᐅᖕᒋᑦᑐᓂᒃ.

ᓈᒻᒪᒐᓱᒋᔭᐅᓚᐅᖅᑐᑦ ᑭᐅᕙᑦᑐᑦ ᐊᒻᒪᓗ ᑭᐅᕙᖕᒋᑦᑐᑦ ᖃᑦᓱᓐᓇᐅᓗᐊᖅᑐᑎᒃ ᐅᑭᐅᖑᓚᐅᖅᑐᓂ ᑕᑯᑎᑦᓯᓪᓗᐊᖅᑰᖅᑐᖅ ᐱᔭᐅᕙᓚᐅᖅᑐᓂᒃ ᐊᖑᓇᓱᑎᓄᑦ.

ᓱᖅᑯᐃᖅᓯᔾᔪᑎᓈᓕᖓᔪᑦ ᐊᒻᒪ ᑭᐅᔾᔪᑎᑦ ᑕᒻᒪᖅᓯᒪᐅᖅᑐᑦ:

ᐃᓱᒪᒋᔭᐅᓚᐅᒐᓗᐊᖅᑐᓂ ᐊᓯᕿᖅᑎᑦ ᐅᓄᖅᑐᖅᓴᑦ ᐊᐱᖅᓯᖅᑕᐅᕙᓚᐅᖕᒋᓂᒃ ᖃᐅᔨᓴᓂᖃᖅᑎᒌᓗᒍ, ᑭᐅᖃᑦᑕᖅᑐᒥᓂᑦ ᐅᓄᖅᑐᒃᓚᐅᓂᖕᒋᑦ ᑕᑯᒌᓗᑦ ᐊᒻᒪᓗ ᖃᑦᓱᓐᓇᑰᓂᖕᒋᑦ ᐊᓯᕿᖅᑎᖃᓚᐅᖕᒋᑦᑐᑦ, ᐃᓱᒪᒋᔭᐅᓚᐅᖅᑐᖅ ᓈᓚᖅᑐᖅᓯᒪᖅᑐᖅᑎᓗᒋᑦ ᐅᓄ

[10] **ᖃᐅᔨᓗᖅᑕᑦ:** ᓄᓇᓕᑦ ᐅᖃᖅᐸᓚᐅᖅᑐᑦ ᑕᒪᒃᑯᐊ ᐃᓚᖏᑦ ᓈᓴᖅᑕᐅᓯᒪᔪᑦ (ᐅᑭᐅᖏᓐᓂ 1 ᐊᒻᒪ 5) ᖁᑦᑎᓗᐊᖅᑰᔨᓂᖏᓐᓂᒃ ᐊᒻᒪᓗ ᐅᑭᐅᖓᓐᓂ 2 ᐊᑦᑎᓗᐊᖅᑰᔨᖓᓕᓐᓗᑎᒃ, ᑭᓯᐊᓂ, ᐊᖏᖃᑎᑦᑐᐃᓐᓇᐅᐸᓗᓚᐅᖅᑐᑦ ᑕᒪᕐᒥᒃ ᒥᑦᓴᐅᑕᐅᓂᖏᑦ ᓇᓛᓃᓗᐊᐸᓗᓐᓂᖏᓐᓂᒃ (C.F.). ᐃᒪᕐᒥᐅᑕᓕᓇᔨᒃᑯᓐᓄᑦ ᐅᑯᐊ ᑎᑎᖅᑕᐅᓯᒪᔪᑦ ᓈᓴᐅᑎᑦ ᕿᓚᓗᒐᖅᑕᐅᑦᑐᓂᒃ (ᖃᐅᔨᒪᒋᑦ ᐃᒪᕐᒥᐅᑕᓕᓇᔨᒃᑯᑦ ᓈᓴᐅᑎᖏᑦ ᒪᓕᒻᒪᑕ ᑮᓇᐅᔭᖅᑑᑎᒋᑦᑕᒥᑕ ᐅᑭᐅᖏᓐᓂᒃ, ᐆᒪᔪᖅᑕᐅᑦᑐᓂᓐᓂ ᐊᓐᓚᓯᒪᔪᖏᑦ ᒪᓕᖕᒐᕐᒪᑕ ᐱᒋᐊᕐᕕᖃᖅᑐᑎᒃ ᔪᓂᒥᑦ ᒪᐃᒧᑦ) (DFO N/B):

96/97	97/98	98/99	99/00	00/01
1	1	2	0	n/d

[11] **ᑲᖑᐃᑦ:** ᐅᑭᐅᖓᓂ 4 ᓈᓴᐅᑎᑦ ᐊᑦᑎᓗᐊᖅᑰᔨᔪᑦ; ᑭᓯᐊᓂ ᐊᓯᖏᓐᓂ ᐅᑭᐅᓂ ᒥᑦᓯᖃᑦᓯᐊᖅᑰᔨᔪᑦ (C.F.).

[12] **ᒥᑎᑦ:** ᑕᒪᒃᑭᖅᑐᒋᑦ ᒥᑎᖅᑕᐅᑦᑐᑦ ᐊᑦᑎᓗᐊᖅᑰᔨᔪᑦ. ᕿᖓᓕᑦ ᐊᒻᒪᓗ ᒥᑎᑦ ᐱᔭᐅᑦᒪᒪᑕ ᓄᓇᓕᓐᓄᑦ ᕿᖓᓕᑦ ᖃᓂᒋᓂᖅᓴᖓᓂ ᓄᓇᓕᐅᑉ ᐱᔭᐅᑦᑐᑎᒃ ᐊᒻᒪᓗ ᒥᑎᑦ ᐅᖓᓯᓐᓂᖅᓴᒥ ᑲᖏᖅᐸᓯᒋᓂᖅᓴᖓᓂ (C.F.).

[13] **ᒪᓐᓂᑦ:** ᒪᓐᓂᑦᑕᐅᑦᑐᑦ ᓈᓴᐅᑎᖏᑦ ᐊᑦᑎᓗᐊᖅᑑᔭᖅᑐᑦ ᑎᒻᒥᐊᓗᑦᑖᓐᑦ; ᐃᓚᖏᑦ ᐊᖑᓇᓱᒃᑎᑦ ᖃᐅᔨᒪᓚᐅᖏᑦᑐᑎᒃ ᐅᖃᐅᓯᖃᖅᐸᑐᑦᓴᐅᓂᖏᓐᓂᒃ ᒪᓐᓂᑦᑕᒥᓂᕐᒥᓂᒃ ᐊᒻᒪᓗ ᐊᓯᖏᑦ ᑐᖓᐅᑦᓯᓗᐊᖅᐸᑐᑦᓴᐅᓐᓂᓕᑎᒃ ᒪᓐᓂᑦᑕᒥᓂᕐᒥᓂᒃ (C.F.).

[14] **ᐃᓱᕋᐃᑦ:** ᓈᓴᐅᑎᑦ ᓇᓛᓃᑦᓯᐊᖅᑑᔭᖅᑐᑦ; ᐃᓱᕋᐃᑦ ᐱᔭᐅᓗᐊᖅᐸᑦᑐᑦ ᐊᖑᓇᓱᑦᑎᑦ ᓴᓂᕋᔭᓕᐊᖅᓯᒪᕋᖓᒥᒃ (C.F.).

[15] **ᐆᒐᐃᑦ:** ᐆᒃᑭᐊᕋᔪᓐᓂᖅᓴᐅᑦᑐᑦ ᓱᑭᓯᑦ. ᐅᑭᐅᖃᖅᑐᑦ 16 ᑐᖓᓄᑦ ᐊᑎᓕᐅᖅᓯᒪᖃᑕᐅᖏᒃᑲᓗᐊᖅᓱᑎᒃ ᖃᐅᔨᓴᕐᓂᕐᒧᑦ, ᐆᒐᖅᐸᑦᑕᖏᑦ ᐅᖃᐅᓯᐅᑦᓚᐅᖅᑐᑦ ᐊᖏᔪᖅᑲᒥᓄᑦ (C.F.).

6.1 Qikiqtaaluk

6.1.1 Nunani Iniktikhimayut Ukauhiit: Ikpiarjuk ovalo Nanisivik

Ihivgiukhimayut iniktitugait:
Ihivgiufaakhimayut ataani katitikhimayut nunani pulaaktakhimatitlugit naunaiyakhimayuk ikitut Inuit umayukhiuktit titigakhimaitut Umayukhiukhimayut Ihivgiuktuni. Kihimi, naunaiyakhimayuk 8nik inuinaungitunik umayukhiutikaktuk tuniyauhimayut umayukhiugutinik inminiigutinik titigaktauhimaitut – siksiit ilaani umayukhiukpaktut ovalo malguk umayukhiukataktut. Ukakhimayut ilangani 5.2.1. ikpinaguait hamani ataani katitikhimayut pihimayut ataanut ihumagiyainik umayukhiukhimayut naunaiyautaini. Kihimi avataani ihumagiyait mikiyut ilaungitut umayukhiuktit 3%kumata tamaat umayukhiuktinit (ikpatauyak 10).

Mikiyuumata amigaitjutait umayukhiunginaktut titigakhimayut Ikpiarjumi, umayukhiunginaktut naunaiyautait ilauhimaliktut umayukhiukataktunut naunaiyautainut hamani katitiguatini umayukhiukhimayut naunaiyautaini.

Ihivgiukhimayut pihimayut ovalo kiuyuitut ihumagiyait:
Kiuhimayut naunaiyautait angiyut tamaat Umayukhiukhimayut Ihivgiuktitlugit. Takulaaktuk ikpatauyami 9mi pikataktut kiuyuitut naunaiyautait Ikpiarjumi pikangituk ovalo taimaimat pilaituk kiuyuituni ihimagiyaini.

Kiuhimayut naunaiyautait ihumagiyut angiyut ovalo kiuyuitut mikiyut tamamik ukiuni piyaami nmi pihimayut nakuuyumik naunaiyautaini pihimayuni Nni umayukhiuktini.

Atugutingit ihumagiyait ovalo kiuhimayut ihuinaagutait:
Ilaa, ihumagiyait tamamivyak umayukhiuktit ukakatigihimayut Umayukhiukhimayut Ihivgiuktitlugit, takuyaulaat angiyut kiuvaktut naunaiyautaini ovalo mikiyut amigaitjutait titigakhimaitut umayukhiuktit, ihumayut nunani pulaaktaktitlugit umayukhiuktit tuhaktitihimangitait tamamik umayukhimayut. Tuhaktitauhimayugut umayukhiuktit titigangitut umayukhimayaminik tatkikhiutiminut, piyukhat naunaiyalugit umayuktaminik ukakatigiyaugumik ovalo Inuit umayukhiuktit pivaktut ataani naunaiyautaini umayuktainik pitivanmat mikitkiyanik umayukhiukhimayut naunaiyautaini. Ikhiyut umayukhiukhimayainik keelininganik tunihimayut hunmat ilangit umayukhiuktit ataani tuhaktitivaktut umayuktaminik. Naunaituk ukauhiini hamani, nunat ihumavaktut ilangit naunaiyautait mikiyut. Hapkoa atugutingit ihuinaakhimayut ihumagiyait pivaktut hamani. Kihimi nunani angikhimayut amigaitkiyait naunaiyautit naamaktut.

Takuhimayut utiktihimayuni ubluit ikpatauyait, amigaitut umayukhiukhimayut titigakhimayut katitikhimayut iluani pingahut tatkikhiutini umayukhimayaminik, taimaimat mikinikhaangukpaktut utiktihimayut ihuinaagutaini. Kihimi titigakhimayuk hamani takukhauyuk pivaktut mikiyunik utiktihimayunik ihuinaakhimayunik naituugaluakhuni utiktihimayut ubluini.

Pihimayut mikiyunik amigaitjutainik ikaliviit umayukhiukhimayut kinauyaliuktuni ihivgiukhimatitlugit. Ilangit umayukhiukhimayut tuhaktitiyauhimaitut ilanganut atuktakhainik umayukhiukhimayaini kihimi ihumagiyait angivalaangitut ikpinagiyaami umayukhiukhimayut naunaiyautaini. Aalat umayukhiukhimayut titigakhimayut naunaiyakhimayut ikaliviit umayukhiukhimayut kinauyaliukhimayunut ovalo unguvakhimayut katitikhimayunit. Hapkoa takulaaktut ikpatauyami 4mi.

Nunanit ukakhimayut ovalo aalat pihimayaini katitikhimayuni:

1. **Tuktut:** Tuktut umayukhimaut ilauyut nunani tuktut. Tuktut amigaitut haniani nunat pilihaaliktitulgu ihivgiuktut amigaitut umayukhimayut hamani ihivgiuktitlugit (C.F.).
2. **Umingmait:** Nunani kotakaktut hitamanik ukiumi. Umingmait umayukhiukpaktait Devonmi kikiktaani ovalo kihimi hikut nakuugaagata (C.F.). Titigakhimayut pihimayut DSDkunit takukhauyut aatjikutait umayukhimayut amigaitjutait, umayukhimayut atauhimik ukiungani 3 ovalo hitamat ukiungani 5 (DSD Mxa).
3. **Nanuit:** Amigaitjutait takuhimayut naunaiyautaungitut kihimi pihimayut umayukhiukhimayut amigaitjutait tunihimayait Kavamakut Nunavumi, Munagiyit hanatiligiyit (DSD PB).
4. **Tigiganiat:** Naunaiyauta mikiyuugaluit ilangani ukiuni kihimi nunani ukakhimayut angiyut katakhimayut ukiungani 3 ovalo 4 atulimata iniktigutainik nutaat nanigiat atuktukhat (C.F.).
5. **Kalaliit tigiganiat:** Naunaiyautait takukhauyut mikiyut (C.F.).
6. **Natinat:** Naunaiyautait mikiyut; nunani atuinaktut natiit umayuktaminik; ihumayut ilangit umayukhiuktit tuhaktitingitut tamamik umayuktaminik (C.F.).
7. **Qairulik:** Naunaiyautait mikiyut; niuviktaulaaktut amiit ihivgiuktitlugit (C.F.).
8. **Akviit:** Nunani tuhaktitiyait naunaiyautit naamaktut ovalo ihumavaktut angitkiyauyut umayukhimayut ukiumi 2. Nunani ukakhimayut uyut akuitukpaktut Igloolikmit angitkiyaumat piyumayait nunani umayukhimayainit (C.F.).

[9] **Tuugaat:** Ilangit naunaiyautait mikiyut tugaaliit kilalugait kotakanmata 100nik atukpaktait tamaat ukiuni (C.F.). DFOkut tuhaktitihimayut hapkoa umayukhiukhimayainik amigaitjutait tugaaliit kilalugait (nalungilutit DFOkut katitikhimayut pivaktut ukiungit atuktaminik kihimi Umayukhiukhimayut Ihivgiugutait katitikhimayut atukhimamata umayukhiukhimayut ukiungit pivaktut Junemit Maymut) (DFO N/B):

96/97	97/98	98/99	99/00	00/01
99	66	103	101	100

[10] **Kilalugait:** Nunani tuhaktitiyait ilangit naunaiyautait (ukiuni 1 ovalo 5) angivyaktut kihimi ukiuni 2 naunaiyautait mikiyut. Kihimi angikhimayut tamaat naunaiyautait nakuuyut (C.F.). DFOkut tuhaktitihimayut hapkoa umayukhiukhimayut amigaitjutait (nalungilutit DFOkut katitikhimayut atuktangit aalauyut, kihimi Umayukhiukhimayut Ihivgiuktut katitikhimayait atuktut umayukhiukhimayut ukiunginik pihimayut Junemit Maymut) (DFO N/B):

96/97	97/98	98/99	99/00	00/01
1	1	2	0	n/d

[11] **Kanguq:** Ukiuni 4 naunaiyautait mikiyut; kihimi aipait umiut naamaktut (C.F.).

[12] **Tingmiat:** Tamaat umayukhiukhimayut naunaiyautait tingmiat mikiyut. Tamamik kingaliit ovalo mitiit umayukhimayut nunani. Kingaliit pivaktut haniani nunat ovalo mitiit umayukhiuvaktut nigiaganit (C.F.).

[13] **Maniit:** Maniit katitikpaktut naunaiyautait mikiyut; ilangit umayukhiuktit naluyut tuhaktitiyakhait maniit katitigaagamik ovalo aalat ataani naunaiyakhimayait katitikhimayaini (C.F.).

[14] **Ikalukpik:** Naunaiyautait nakuuyut; umayukhiukhimayut pivaktut umayukhiuktit autlaagaagata Sanigayaqmut (C.F.).

[15] **Ugat:** Ugat umayukhiuvaktait nutakat. Nutakat ataani 16ni titigaktauhimaituugaluit Umayukhiukhimayut Ihivgiuktuni kihimi umayuktangit tuhaktitihimayait angayukaaginit (C.F.).

TABLE/ᓇᓗᓇᐃᔭᐅᑦ/NAUNAIKUTA 35

Monthly harvest estimates — **Year 2 (June 1997 - May 1998)**

ᑕᑭᑕᒫᑦ ᐊᖑᔭᓄᑦ ᓇᓚᐅᑦᓴᕈᑏᑦ — **ᐊᒻᕐᒍ 2 (ᔫᓂ 1997 - ᒪᐃ 1998)**

Tatkiktaman pijauhimajut angunahuktinun — **Ukiunga 2 (June 1997 - May 1998)**

Month/ᑕᑭᖓ/Tatkia			JUN† ᔫᓂ	JUL† ᔪᓚᐃ	AUG ᐊᐅᒻᒍᑎ	SEP ᓱᑎᒻᐱᕆ	OCT ᐅᑦᑐᐱᕆ	NOV ᓄᕕᒻᐱᕆ	DEC ᑏᓯᒻᐱᕆ	JAN ᔭᓐᓄᐊᕆ	FEB ᕖᕝᕗᐊᕆ	MAR ᒫᔪ	APR ᐃᑦᕆᓕ	MAY ᒪᐃ	Total ᑲᑎᑦᑐᒋᑦ Tamakiklugin ± 95% CI
Species	**ᐆᒪᔪᑦ**	**Umajuin**													
Caribou	ᑐᒃᑐᐃᑦ	Tuktut	n/d	n/d	149	37	19	45	87	99	60	55	27	29	607 ± 60
Polar bear‡	ᓇᓄᐃᑦ‡	Nanuit‡	n/d	n/d						1		3	2		6
Wolf	ᐊᒪᕈᐃᑦ	Amagut	n/d	n/d										1	1 ± 1
Arctic fox	ᑎᓇᒐᓐᓂᐊᑦ	Tigiganiat	n/d	n/d		4		33	55	36	13	2			143 ± 55
Coloured fox	ᖃᑯᓐᖏᑦᑐᑦ ᑎᓇᒐᓐᓂᐊᑦ	Kalaliit tigiganiat	n/d	n/d							2		1		3 ± 1
Arctic hare	ᐅᑲᓖᑦ	Ukalik	n/d	n/d	14	12	15	3	2	8	2	4	6	5	71 ± 16
Ringed seal	ᓇᑦᓱᑦ	Natiinat	n/d	n/d	228	239	311	142	49	40	10	18	24	30	1,091 ± 78
Bearded seal	ᐅᒡᔪᐃᑦ	Ukyuk	n/d	n/d	5	15	8				5	2	2		37 ± 6
Harp seal	ᖃᐃᕈᓖᑦ	Qairulik	n/d	n/d		2	5	6	2						15 ± 2
Harbour seal	ᖃᓯᒋᐊᑦ	Qanigiaq	n/d	n/d				1			1	1			3 ± 0
Hooded seal	ᐊᐸᐃᑦ	Nahakakaktutut ittut natiit	n/d	n/d			1	3							4 ± 5
Walrus	ᐊᐃᓈᑦ	Akvik	n/d	n/d			1	11		1	8	8	2		31 ± 2
Beluga	ᖃᑯᑦᑕ ᕿᓚᓗᒐᐃᑦ	Kilalugak	n/d	n/d	1	3	14	8							26 ± 3
Snow goose	ᑲᖑᐃᑦ	Kanguq	n/d	n/d	85	162								2,202	2,449 ± 475
Canada goose	ᓂᑦᓖᑦ	Nikliknik	n/d	n/d	2	38								206	246 ± 63
Ross's goose	ᖃᕐᔪᐃᑦ	Kakat	n/d	n/d		4								1	5 ± 2
Brant goose	ᓂᑦᓕᑦᓇᐃᑦ	Nirlirnaq	n/d	n/d										1	1 ± 1
Eider duck	ᒥᑏᑦ	Kingalik	n/d	n/d	21	47	102	34		3	9	6	79	269	570 ± 93
Common loon	ᑑᓖᑦ	Tuulik	n/d	n/d	3										3 ± 5
Red-throated loon	ᖃᖅᓴᐅᑦ	Qaqhuaq	n/d	n/d		3									3 ± 5
Thick-billed murre	ᐊᑉᐸᐃᑦ	Thick-billed murre	n/d	n/d		3						30	199	11	243 ± 71
Ptarmigan	ᐊᕿᒻᒋᑦ	Akilgik	n/d	n/d	13	27	3	21	60	50	53	32	127	577	963 ± 111
Arctic char	ᐃᖃᓗᒃᐲᑦ	Ikaliviit	n/d	n/d	2,738	142	616	129	1,116	876	627	628	839	1,203	8,914 ± 744
Lake trout	ᐃᓱᕋᐃᑦ	Ikalukpik	n/d	n/d		54		29	10	7					100 ± 21
Cod	ᐆᒪᐃᑦ	Ugak	n/d	n/d									72	107	179 ± 190
Sculpin	ᑲᓇᔪᐃᑦ	Kanayuk	n/d	n/d	13									3	16 ± 22
Clams	ᐊᒻᒧᒪᔪᑦ	Uviluq	n/d	n/d	9,736	3,883	366								13,985 ± 3,451

† No data were collected in June and July 1997. Consequently, the total harvest listed above is a 10 month total (August 1997 - May 1998), not an annual total. Similarly, the confidence intervals shown were calculated only for the 10 months in which data were collected.

‡ Polar bear data supplied by DSD.

† ᓇᓴᐅᑎᓂᒃ ᓄᐊᕐᓯᔪᖃᓚᐅᖅᑐᕐᖓ ᐅᕙᓂ ᔫᓂ ᐊᒻᒪᓗ ᔪᓚᐃ 1997. ᑕᐃᒪᐃᖅᓂᖓᓄᑦ, ᑲᑎᑦᑐᑦ ᐊᖑᔭᑦ ᑎᑎᕋᑦᑕᐅᒪᔪᑦ ᖁᓪᓕᑦᓂ ᖁᓕᓄᑦ ᑕᕿᓄᑦ ᑲᑎᓯᒪᔪᖅ (ᐊᐅᒻᒍᑎ 1997- ᒪᐃ 1998), ᐊᕐᖑᓚᒫᖑᖅᑐᒧᑦ. ᑕᐃᒫᒐᓚᑦᑕᐅᖅ, ᓱᓕᔪᑦᓇᑦᓂᖅᑕ ᖁᓂᖅᑕ ᖃᐅᔨᐅᒐᓱᐊᓚᐅᑦᑐᑦ ᖁᓕᑐᐃᖅᓇᑦᓄᑦ ᑕᕿᓄᑦ ᓈᓴᐅᑎᓂᒃ ᓄᐊᕐᓱᕐᕕᐅᔪᓄᑦ.

‡ ᓇᓄᑦᓄᑦ ᑎᑎᕋᑦᑕᐅᒪᔪᑦ ᑐᓂᒃᖅᑕ ᐅᑯᐊ ᐃᑯᐱᕐᕕᓕᓇᕆᑦ.

† Katikhiktaumaimata June Julylu 1997. Taimalu, tamakikhugit tahapkuan angujauvakhimajut kulinut tatkinut (August 1997 – May 1998), iluitumungituk tamna ukiumnun. Taimanahainaktauk, katikhiktaumavut tahapkuan angujauhimajut kulinut tatkinun katikhiktaumajut malikhugit.

‡ Nanuin nahagaumajut pijauhimajut Ikupiktulikijinik.

6.1.2

TABLE/ᓇᓗᓇᐃᔭᐅᑦ/NAUNAIKUTA 36

Monthly hunter response — **Year 2 (June 1997 - May 1998)**

ᑕᕿᑖᒪᑦ ᐊᖑᓇᓱᒃᑏᑦ ᑭᐅᓂᖏᑦ — **ᐊᒻᕐᒍ 2 (ᔫᓂ 1997 - ᒪᐃ 1998)**

Tatkiktaman pijauhimajut angunahuktinun — **Ukiunga 2 (June 1997 - May 1998)**

Month/ᑕᕿᖓ/Tatkia			JUN ᔫᓂ	JUL ᔪᓚᐃ	AUG ᐊᐅᒻᒍᑎ	SEP ᓱᑎᒻᐱᓇ	OCT ᐅᑦᑐᐱᓇ	NOV ᓄᓇᒻᐱᓇ	DEC ᑏᓯᒻᐱᓇ	JAN ᒣᒃᓄᐊᓇ	FEB ᓈᕝᕗᐊᓇ	MAR ᒪᕐᓯ	APR ᐃᑦᓇᓕ	MAY ᒪᐃ	Total ᑲᑎᑦᑐᑦ Tamakiklugin
Hunter Response Categories	**ᐊᖑᓇᓱᒃᑏᑦ ᑭᐅᓂᖏᑦ ᐊᒻᒍᕐᓯᒪᓂᖏᑦ**	**Angunahukpaktun Kiujait**													
Monthly hunter list	ᑕᕿᑖᒪᑦ ᐊᖑᓇᓱᒃᑏᑦ	Tatkitaman angunahuktut titigait	n/d	n/d	500	484	483	481	480	479	474	474	476	476	504*
Interview list	ᐊᐱᕐᓱᕋᓛᒥᓃᑦ	Apikiktan	n/d	n/d	234	221	219	218	217	219	214	215	217	217	237*
Hunters interviewed	ᐊᖑᓇᓱᒃᑏᑦ ᐊᐱᕐᓱᑦ	Angunahuktin apikhuktan	n/d	n/d	223	217	215	213	213	215	213	212	204	200	233*
Harvested	ᐊᖑᓇᓱᒃᑐᒥᓃᑦ	Angujaujut	n/d	n/d	120	84	71	55	49	54	47	39	42	110	170*
Response Rate (%)	ᑭᐅᔪᑦ ᖃᑦᓯᐅᓂᖏᑦ (%)	Kiujut(%)	n/d	n/d	95	98	98	98	98	98	100	99	94	92	97**

* Hunters registered/on interview list/interviewed/harvested at least once during the year.
** Mean monthly response rate.

* ᐊᖑᓇᓱᒃᑏᑦ ᐊᑎᓕᐅᕐᓯᒪᔪᑦ/ᐊᐱᕐᓱᕋᓐᓂᑦᑐᑦ/ᐊᐱᕐᓱᑦᑕᑦ/ᐊᖑᓇᓱᒃᑐᒥᓃᑦ ᐊᑕᐅᓯᐊᕐᓗ% ᐊᑐᑎᒃ ᐊᒻᕐᒍᒥ.
** ᐊᔾᔨᒌᓕᑎᓯᒪᔪᑦ ᑕᕿᑖᒪᑦ ᑭᐅᔪᑦ.

* Angunahuktin atiliukhimajut/apikhiktaujukhat/apikhiktaunikut/anguhimajut talvani ukiumi.
** Talvani angunahuknami kiujutaumajut.

TABLE/ᓇᓗᓇᐃᔭᐅᑦ/NAUNAIKUTA 37

Recall period between harvest and interview, expressed as % of total harvest records — **Year 2 (June 1997 - May 1998)**

ᐅᑎᕐᕕᐅᔪᑦ ᐊᑯᕐᖓᓂ ᐊᖑᓇᓱᒃᓂᖓᑕ ᐊᒻᒪᓗ ᐊᐱᕐᓱᕐᑕᐅᓂᖓᑕ, ᓇᓗᓇᐃᕐᑕᑦ ᐃᒫᒃ % ᑲᑎᑦᑐᑦ ᐊᖑᓇᓱᒃᑕᑦ ᑎᑎᕐᕐᑕᐅᒪᔪᑦ — **ᐊᒻᕐᒍ 2 (ᔫᓂ 1997 - ᒪᐃ 1998)**

Itkaumajaujut angunahuktunun apihijauvaktunutlu, kanuk amigaitiginit tamakiklugin angujauhimajut — **Ukiunga 2 (June 1997 - May 1998)**

Month/ᑕᕿᖓ/Tatkia			JUN ᔫᓂ	JUL ᔪᓚᐃ	AUG ᐊᐅᒻᒍᑎ	SEP ᓱᑎᒻᐱᓇ	OCT ᐅᑦᑐᐱᓇ	NOV ᓄᓇᒻᐱᓇ	DEC ᑏᓯᒻᐱᓇ	JAN ᒣᒃᓄᐊᓇ	FEB ᓈᕝᕗᐊᓇ	MAR ᒪᕐᓯ	APR ᐃᑦᓇᓕ	MAY ᒪᐃ	Total ᑲᑎᑦᑐᑦ Tamakiklugin
Recall Period	**ᐅᑎᕐᕕᐅᔪᑦ**	**Pigiakvia**													
≤ 3 months	≤ 3 ᑕᕿᑦ	≤ tatkin pingahut	n/d	n/d	100	100	99	100	100	100	100	100	99	99	100
4-6 months	4-6 ᑕᕿᑦ	tatkin hitaman 6nut	n/d	n/d	0	0	1	0	0	0	0	0	1	1	0
> 6 months	> 6 ᑕᕿᑦ	> 6 tatkin	n/d	n/d	0	0	0	0	0	0	0	0	0	0	0

TABLE/ᓇᓗᓇᐃᔭᐅᑦ/NAUNAIKUTA 38

Number of hunters harvesting each species — **Year 2 (June 1997 - May 1998)**

ᖃᑦᓯᐅᓂᖏᑦ ᐊᖑᓇᓱᒃᑏᑦ ᐊᖑᓇᓱᒃᐸᑦᑐᑦ ᐊᑐᓂᒃ ᐆᒪᔪᕐᓂᒃ — **ᐊᒃᕿᒍ 2 (ᔫᓂ 1997 - ᒪᐃ 1998)**

Amigaitiginigin angunahukpaktun anguvaktaitlu — **Ukiunga 2 (June 1997 - May 1998)**

Month/ᑕᕝᕙᖓ/Tatkia			JUN ᔫᓂ	JUL ᔪᓚᐃ	AUG ᐊᐅᒃᑐᑎ	SEP ᓱᑎᒃᐱᓇ	OCT ᐅᑦᑐᐱᓇ	NOV ᓄᓇᒃᐱᓇ	DEC ᑏᓯᒃᐱᓇ	JAN ᒃᓐᓄᐊᓇ	FEB ᓈᕝᕗᐊᓇ	MAR ᒪᕐᓯ	APR ᐃᑦᓇᓕ	MAY ᒪᐃ	Total ᑲᑎᑦᑐᑦ Tamakiklugin
Species	**ᐆᒪᔪᑦ**	**Umajuin**													
Caribou	ᑐᒃᑐᐃᑦ	Tuktut	n/d	n/d	55	18	7	13	28	35	23	16	12	12	94
Polar bear#	ᓇᓄᐃᑦ#	Nanuit#	n/d	n/d	n/d	n/d	n/d	n/d	n/d	n/d	n/d	n/d	n/d	n/d	n/d
Wolf	ᐊᒪᕈᐃᑦ	Amagut	n/d	n/d										1	1
Arctic fox	ᑎᓇᒐᓐᓂᐊᑦ	Tigiganiat	n/d	n/d		2		6	12	10	6	2			19
Coloured fox	ᖃᑯᓐᖏᑦᑐᑦ ᑎᓇᒐᓐᓂᐊᑦ	Kalaliit tigiganiat	n/d	n/d							2		1		3
Arctic hare	ᐅᑲᓖᑦ	Ukalik	n/d	n/d	4	4	7	2	1	4	2	4	3	3	26
Ringed seal	ᓇᑦᓲᑦ	Natiinat	n/d	n/d	59	47	61	32	11	14	6	9	11	10	94
Bearded seal	ᐅᒡᔪᐃᑦ	Ukyuk	n/d	n/d	5	13	6				3	2	2		24
Harp seal	ᖃᐃᕈᓖᑦ	Qairulik	n/d	n/d		2	5	4	2						12
Harbour seal	ᖃᓯᒋᐊᑦ	Qanigiaq	n/d	n/d				1			1	1			3
Hooded seal	ᐊᐸᐃᑦ	Nahakakaktutut ittut natiit	n/d	n/d			1	1							2
Walrus	ᐊᐃᓈᑦ	Akvik	n/d	n/d			1	10		1	6	6	2		16
Beluga	ᖃᑯᑦᑕ ᕿᓚᓗᒐᐃᑦ	Kilalugak	n/d	n/d	1	2	8	4							13
Snow goose	ᑲᖑᐃᑦ	Kanguq	n/d	n/d	10	22								76	85
Canada goose	ᓂᑦᓖᑦ	Nikliknik	n/d	n/d	2	9								36	44
Ross's goose	ᖃᕐᔪᐃᑦ	Kakat	n/d	n/d		1								1	1
Brant goose	ᓂᑦᓕᑦᓇᐃᑦ	Nirlirnaq	n/d	n/d										1	1
Eider duck	ᒥᑏᑦ	Kingalik	n/d	n/d	5	9	21	8		1	1	2	7	11	43
Common loon	ᑑᓐᓖᑦ	Tuulik	n/d	n/d	1										1
Red-throated loon	ᖃᖅᓴᐅᑦ	Qaqhuaq	n/d	n/d		1									1
Thick-billed murre	ᐊᑉᐸᐃᑦ	Thick-billed murre	n/d	n/d		1						1	6	2	9
Ptarmigan	ᐊᕿᒡᓱᑦ	Akilgik	n/d	n/d	1	5	1	4	10	7	6	5	15	47	62
Arctic char	ᐃᖃᓗᒃᐱᑦ	Ikaliviit	n/d	n/d	41	8	10	10	24	18	22	17	16	42	91
Lake trout	ᐃᓱᕋᐃᑦ	Ikalukpik	n/d	n/d		2		4	1	2					7
Cod	ᐆᒐᐃᑦ	Ugak	n/d	n/d									1	1	2
Sculpin	ᑲᓇᔪᐃᑦ	Kanayuk	n/d	n/d	1									1	2
Clams	ᐊᒃᒧᒪᔪᑦ	Uviluq	n/d	n/d	42	22	4								55

‡‡ No data are available corresponding to the harvest numbers shown in the harvest estimates table which were provided by DSD.

‡‡ ᑎᑎᕋᓯᒪᔪᓂᒃ ᐱᑕᖃᖏᑦᑐᖅ ᐱᒃᔪᑎᓕᓐᓂᒃ ᐊᖑᔭᑦ ᖃᓯᐅᓂᖏᓐᓄᑦ ᐊᓚᒃᑲᐅᒪᔪᓄᑦ ᐊᖑᔭᓄᑦ ᓇᓚᐅᑦᓴᕈᑎᓂ ᑐᓂᔭᖏᓐᓂ ᐃᑯᐱᕐᕕᓕᕆᔨᑦ.

‡‡ Nahagauhimaitut titigakhimajunik pitman kanuk angujaukatakhimajunik kanukitunit pijaumajut ikupiktulikijinik.

6.1.2

TABLE/ᓇᓗᓇᐃᔭᐅᑦ/NAUNAIKUTA 39

Monthly harvest estimates — **Year 3 (June 1998 - May 1999)**

ᑕᕿᑕᒫᑦ ᐊᖑᔭᓄᑦ ᓇᓚᐅᑦᓵᕈᑏᑦ — **ᐊᒻᕋᒍ 3 (ᔫᓂ 1998 - ᒪᐃ 1999)**

Tatkiktaman pijauhimajut angunahuktinun — **Ukiunga 3 (June 1998 - May 1999)**

Month/ᑕᕿᖓ/Tatkia			JUN ᔫᓂ	JUL ᔪᓚᐃ	AUG ᐊᐅᒻᒍᑎ	SEP ᓱᑎᒻᐱᓇ	OCT ᐅᑦᑐᐱᓇ	NOV ᓄᓇᒻᐱᓇ	DEC ᑏᓯᒻᐱᓇ	JAN ᒎᓐᓄᐊᓇ	FEB ᓈᕝᕗᐊᓇ	MAR ᒫᕐᓯ	APR ᐃᑦᓇᓕ	MAY ᒪᐃ	Total ᑲᑎᑦᑐᒋᑦ Tamakiklugin ± 95% CI
Species	**ᐆᒪᔪᑦ**	**Umajuin**													
Caribou	ᑐᒃᑐᐃᑦ	Tuktut	10	39	84	20	4		43	52	100	42	51	29	474 ± 95
Polar bear‡	ᓇᓄᐃᑦ‡	Nanuit‡					1		3	1	2				7
Wolf	ᐊᒪᕈᐃᑦ	Amagut										1			1 ± 0
Arctic fox	ᑎᓇᒐᓐᓂᐊᑦ	Tigiganiat								2	2				4 ± 3
Arctic hare	ᐅᑲᓖᑦ	Ukalik				26	4			4	16	10	31	5	96 ± 41
Ringed seal	ᓇᑦᔫᑦ	Natiinat	119	119	145	214	87	66	28	4	26	23	19	31	881 ± 200
Bearded seal	ᐅᒻᔪᐃᑦ	Ukyuk	23	8		9						1		4	45 ± 16
Harp seal	ᖃᐃᕈᓖᑦ	Qairulik	3												3 ± 5
Harbour seal	ᖃᓯᒋᐊᑦ	Qanigiaq					1								1 ± 1
Walrus	ᐊᐃᕕᑦ	Akvik		8				1	3		6	3	6	2	29 ± 10
Beluga	ᖃᑯᑦᑕᑦ ᕿᓚᓗᒐᑦ	Kilalugak	3	2			24	8							37 ± 17
Snow goose	ᑲᖑᐃᑦ	Kanguq	1,899		23	37							77	1,515	3,551 ± 694
Canada goose	ᓂᑦᓖᑦ	Nikliknik	53	12	2								1	47	115 ± 31
Eider duck	ᒥᑏᑦ	Kingalik	68	76	75	53	23	9				4	82	78	468 ± 110
Red-throated loon	ᖃᖅᓴᐅᑦ	Qaqhuaq		4											4 ± 7
Black guillemot	ᐱᑦᓯᐅᓛᑦ	Black guillemot										1	2		3 ± 1
Thick-billed murre	ᐊᑉᐸᐃᑦ	Thick-billed murre	5									3	11		19 ± 6
Ptarmigan	ᐊᕿᒻᒋᑦ	Akilgik	43		9	352	7	12	29	35	53	126	892	961	2,519 ± 546
Eggs (unspecified)	ᐊᓯᖏᑦ ᑎᒻᒥᐊᑦ ᒪᓐᓂᖏᑦ	Manniit	1												1 ± 1
Goose eggs	ᑲᖑᐃᑦ ᒪᓐᓂᖏᑦ	Uluaguliit manniit	1												1 ± 1
Duck eggs	ᒥᑏᑦ ᒪᓐᓂᖏᑦ	Tinmiat manniit	220	218											438 ± 162
Arctic char	ᐃᖃᓗᒃᐲᑦ	Ikaliviit	1,835	2,903	1,155		82		74	521	475	1,107	1,655	1,489	11,296 ± 1,632
Cod	ᐆᒪᐃᑦ	Ugak	23												23 ± 38
Sculpin	ᑲᓇᔪᐃᑦ	Kanayuk	7	21											28 ± 32
Clams	ᐊᒻᒧᒪᔪᑦ	Uviluq	650	1,258	3,472	970	656								7,006 ± 3,296
Mussels	ᐅᕕᓗᐃᑦ	Uviluvaloet		526											526 ± 762

‡ Polar bear data supplied by DSD.

‡ ᓇᓄᑦᓄᑦ ᑎᑎᕋᑦᑕᒪᔪᑦ ᑐᓂᔭᖏᑦ ᐅᑯᐊ ᐃᑯᐱᕐᕕᓕᕆᔨᑦ.

‡ Nanuin nahagaumajut pijauhimajut Ikupiktulikijinik.

TABLE/ᓇᓗᓇᐃᔭᐅᑦ/NAUNAIKUTA 40

Monthly hunter response — **Year 3 (June 1998 - May 1999)**

ᑕᕿᑕᒫᑦ ᐊᖑᓇᓱᒃᑏᑦ ᑭᐅᓂᖏᑦ — **ᐊᒻᕐᒍ 3 (ᔫᓂ 1998 - ᒪᐃ 1999)**

Tatkiktaman pijauhimajut angunahuktinun — **Ukiunga 3 (June 1998 - May 1999)**

Month/ᑕᕿᖓ/Tatkia			JUN ᔫᓂ	JUL ᔪᓚᐃ	AUG ᐊᐅᒻᒍᑎ	SEP ᓱᑎᒻᐱᓇ	OCT ᐅᑦᑐᐱᓇ	NOV ᓄᓇᒻᐱᓇ	DEC ᑏᓯᒻᐱᓇ	JAN ᒣᓐᓄᐊᓇ	FEB ᓈᕝᐅᐊᓇ	MAR ᒫᕐᓯ	APR ᐃᑦᓇᓕ	MAY ᒪᐃ	Total ᑲᑎᑦᑐᑦ Tamakiklugin
Hunter Response Categories	**ᐊᖑᓇᓱᒃᑏᑦ ᑭᐅᓂᖏᑦ ᐋᒻᒍᕐᓯᒪᓂᖏᑦ**	**Angunahukpaktun Kiujait**													
Monthly hunter list	ᑕᕿᑕᒫᑦ ᐊᖑᓇᓱᒃᑏᑦ	Tatkitaman angunahuktut titigait	473	473	468	468	464	461	462	461	461	461	463	460	481*
Interview list	ᐊᐱᕐᓱᕋᓐᓂᑦ	Apikiktan	216	217	213	213	209	206	207	207	207	207	209	206	224*
Hunters interviewed	ᐊᖑᓇᓱᒃᑏᑦ ᐊᐱᕐᓱᑦ	Angunahuktin apikhuktan	194	133	130	71	170	194	191	166	198	201	198	197	223*
Harvested	ᐊᖑᓇᓱᒃᑐᒥᓐᑦ	Angujaujut	94	36	32	18	16	18	17	15	37	36	58	90	157*
Response Rate (%)	ᑭᐅᔪᑦ ᖃᑦᓯᐅᓂᖏᑦ (%)	Kiujut (%)	90	61	61	33	81	94	92	80	96	97	95	96	81**

* Hunters registered/on interview list/interviewed/harvested at least once during the year.
** Mean monthly response rate.

* ᐊᖑᓇᓱᒃᑏᑦ ᐊᑎᓕᐅᓯᒪᔪᑦ/ᐊᐱᕐᓱᕋᓐᓂᑦ/ᐊᐱᕐᓱᑦ/ᐊᖑᓇᓱᒃᑐᒥᓐᑦ ᐊᑕᐅᓯᐊᕐᓗ% ᐊᑐᑎᒃ ᐊᒻᕐᒍᒥ.
** ᐋᔭᕆᓕᑎᓯᒪᔪᑦ ᑕᕿᑕᒫᑦ ᑭᐅᔪᑦ.

* Angunahuktin atiliukhimajut/apikhiktaujukhat/apikhiktaunikut/anguhimajut talvani ukiumi.
** Talvani angunahuknami kiujutaumajut.

TABLE/ᓇᓗᓇᐃᔭᐅᑦ/NAUNAIKUTA 41

Recall period between harvest and interview, expressed as % of total harvest records — **Year 3 (June 1998 - May 1999)**

ᐅᑎᕐᕕᐅᔪᑦ ᐊᑯᕐᖓᓂ ᐊᖑᓇᓱᒃᓂᖓᑕ ᐊᒻᒪᓗ ᐊᐱᕐᓱᕐᑕᐅᓂᖓᑕ, ᓇᓗᓇᐃᕐᑕᑦ ᐃᒫᒃ % ᑲᑎᑦᑐᑦ ᐊᖑᓇᓱᒃᑕᑦ ᑎᑎᕐᕐᑕᐅᒪᔪᑦ — **ᐊᒻᕐᒍ 3 (ᔫᓂ 1998 - ᒪᐃ 1999)**

Itkaumajaujut angunahuktunun apihijauvaktunutlu, kanuk amigaitiginit tamakiklugin angujauhimajut — **Ukiunga 3 (June 1998 - May 1999)**

Month/ᑕᕿᖓ/Tatkia			JUN ᔫᓂ	JUL ᔪᓚᐃ	AUG ᐊᐅᒻᒍᑎ	SEP ᓱᑎᒻᐱᓇ	OCT ᐅᑦᑐᐱᓇ	NOV ᓄᓇᒻᐱᓇ	DEC ᑏᓯᒻᐱᓇ	JAN ᒣᓐᓄᐊᓇ	FEB ᓈᕝᐅᐊᓇ	MAR ᒫᕐᓯ	APR ᐃᑦᓇᓕ	MAY ᒪᐃ	Total ᑲᑎᑦᑐᑦ Tamakiklugin
Recall Period	**ᐅᑎᕐᕕᐅᔪᑦ**	**Pigiakvia**													
≤ 3 months	≤ 3 ᑕᕿᑦ	≤ tatkin pingahut	99	100	81	64	0	100	100	100	50	49	28	96	77
4-6 months	4-6 ᑕᕿᑦ	tatkin hitaman 6nut	1	0	16	36	100	0	0	0	47	51	72	4	22
> 6 months	> 6 ᑕᕿᑦ	> 6 tatkin	0	0	3	0	0	0	0	0	3	0	0	0	0

TABLE/ᓇᓗᓇᐃᔭᐅᑦ/NAUNAIKUTA 42

Number of hunters harvesting each species — **Year 3 (June 1998 - May 1999)**

ᖃᑦᓯᐅᓂᖏᑦ ᐊᖑᓇᓱᒃᑏᑦ ᐊᖑᓇᓱᒃᐸᑦᑐᑦ ᐊᑐᓂᒃ ᐆᒪᔪᕐᓂᒃ — **ᐊᒻᕐᒍ 3 (ᔪᓐᓂ 1998 - ᒪᐃ 1999)**

Amigaitiginigin angunahukpaktun anguvaktaitlu — **Ukiunga 3 (June 1998 - May 1999)**

6.1.2

Month/ᑕᕿᖓ/Tatkia			JUN ᔪᓐᓂ	JUL ᔪᓚᐃ	AUG ᐊᐅᒡᒍᑎ	SEP ᓱᑎᒡᐱᓇ	OCT ᐅᑦᑐᐱᓇ	NOV ᓄᓇᒡᐱᓇ	DEC ᑏᓯᒡᐱᓇ	JAN ᒎᓐᓄᐊᓇ	FEB ᓈᕝᕗᐊᓇ	MAR ᒫᕐᓯ	APR ᐃᑦᓇᓕ	MAY ᒪᐃ	Total ᑲᑎᑦᑐᑦ Tamakiklugin
Species	**ᐆᒪᔪᑦ**	**Umajuin**													
Caribou	ᑐᒃᑐᐃᑦ	Tuktut	4	10	15	3	1		11	9	18	17	13	9	65
Polar bear#	ᓇᓄᐃᑦ#	Nanuit#	n/d	n/d	n/d	n/d	n/d	n/d	n/d	n/d	n/d	n/d	n/d	n/d	n/d
Wolf	ᐊᒪᕈᐃᑦ	Amagut										1			1
Arctic fox	ᑎᓇᒐᓐᓂᐊᑦ	Tigiganiat								1	2				3
Arctic hare	ᐅᑲᓖᑦ	Ukalik				3	1			2	4	3	7	3	19
Ringed seal	ᓇᑦᓱᑦ	Natiinat	30	17	15	8	12	12	9	1	8	10	9	12	64
Bearded seal	ᐅᒡᔪᐃᑦ	Ukyuk	9	2		3						1		2	13
Harp seal	ᖃᐃᕈᓖᑦ	Qairulik	1												1
Harbour seal	ᖃᓯᒋᐊᑦ	Qanigiaq					1								1
Walrus	ᐊᐃᓈᑦ	Akvik		2				1	2		3	3	4	1	13
Beluga	ᖃᑯᑦᑕᑦ ᕿᓚᓗᒐᐃᑦ	Kilalugak	1	1			6	4							11
Snow goose	ᑲᖑᐃᑦ	Kanguq	43		3	3							2	49	74
Canada goose	ᓂᑦᓖᑦ	Nikliknik	13	2	1								1	10	23
Eider duck	ᒥᑏᑦ	Kingalik	10	11	3	4	4	2				1	7	7	32
Red-throated loon	ᖃᖅᓴᐅᑦ	Qaqhuaq		1											1
Black guillemot	ᐱᑦᓯᐅᓛᑦ	Black guillemot										1	1		2
Thick-billed murre	ᐊᑉᐸᐃᑦ	Thick-billed murre	1									2	1		3
Ptarmigan	ᐊᕿᒡᑏᑦ	Akilgik	7		1	6	1	2	5	5	10	7	34	32	60
Eggs (unspecified)	ᐊᓯᖏᑦ ᑎᒻᒥᐊᑦ ᒪᓐᓂᖏᑦ	Manniit	1												1
Goose eggs	ᑲᖑᐃᑦ ᒪᓐᓂᖏᑦ	Uluaguliit manniit	1												1
Duck eggs	ᒥᑏᑦ ᒪᓐᓂᖏᑦ	Tinmiat manniit	9	6											13
Arctic char	ᐃᖃᓗᒃᐲᑦ	Ikaliviit	65	17	8		1		2	6	12	17	29	48	104
Cod	ᐆᒪᐃᑦ	Ugak	1												1
Sculpin	ᑲᓇᔪᐃᑦ	Kanayuk	1	2											2
Clams	ᐊᒻᒧᒪᔪᑦ	Uviluq	7	9	9	3	3								24
Mussels	ᐅᕕᓗᐃᑦ	Uviluvaloet		1											1

No data are available corresponding to the harvest numbers shown in the harvest estimates table which were provided by DSD.

ᑎᑎᕋᓯᒪᔪᓂᒃ ᐱᑕᖃᖅᑕᖅ ᐱᔾᔪᑎᓕᓐᓂᒃ ᐊᖑᔭᑦ ᖃᕋᓯᐅᓂᖏᓐᓄᑦ ᐊᓚᒃᑲᐅᒪᔪᓄᑦ ᐊᖑᔭᓄᑦ ᓇᓚᐅᑦᓴᕈᑎᓂ ᑐᓂᔭᖏᓐᓂ ᐃᑯᐱᕐᕕᓕᓇᓗᑦ.

Nahagauhimaitut titigakhimajunik pitman kanuk angujaukatakhimajunik kanukitunit pijaumajut ikupiktulikijinik.

TABLE/ᓇᓗᓇᐃᔭᐅᑦ/NAUNAIKUTA 43

Monthly harvest estimates — **Year 4 (June 1999 - May 2000)**

ᑕᕿᑖᒪᑦ ᐊᖑᔭᓄᑦ ᓇᓚᐅᑦᓴᕈᑏᑦ — **ᐊᒡᕋᒍ 4 (ᔫᓂ 1999 - ᒪᐃ 2000)**

Tatkiktaman pijauhimajut angunahuktinun — **Ukiunga 4 (June 1999 - May 2000)**

Month/ᑕᕿᖓ/Tatkia			JUN ᔫᓂ	JUL ᔪᓚᐃ	AUG ᐊᐅᒡᒍᑎ	SEP ᓱᑎᒡᐱᕆ	OCT ᐅᑦᑐᐱᕆ	NOV ᓄᕕᒡᐱᕆ	DEC ᑏᓯᒡᐱᕆ	JAN ᒎᓐᓄᐊᕆ	FEB ᕕᖕᐅᐊᕆ	MAR ᒪᕐᓯ	APR ᐃᑦᕆᓕ	MAY ᒪᐃ	Total ᑲᑎᑦᑐᒋᑦ Tamakiklugin ± 95% CI
Species	**ᐆᒪᔪᑦ**	**Umajuin**													
Caribou	ᑐᒃᑐᐃᑦ	Tuktut	8	65	143	49	15		31	32	72	28	39	31	513 ± 57
Polar bear‡	ᓇᓄᐃᑦ‡	Nanuit‡								5	1				6
Wolf	ᐊᒪᕈᐃᑦ	Amagut						1			2	1	3	2	9 ± 1
Arctic fox	ᑎᓇᒐᓐᓂᐊᑦ	Tigiganiat					1	4	6	11	14	11		1	48 ± 5
Coloured fox	ᖃᑯᓐᖏᑦᑐᑦ ᑎᓇᒐᓐᓂᐊᑦ	Kalaliit tigiganiat						2						1	3 ± 1
Arctic hare	ᐅᑲᓖᑦ	Ukalik		14	1	43	3	1	1	16	3	26	25	19	152 ± 45
Seals (unspecified)	ᓯᖕᑯᓖᑦ	Natiit						1							1 ± 0
Ringed seal	ᓇᕐᓱᑦ	Natiinat	33	174	120	340	295	102	51	14	10	8	23	29	1,199 ± 150
Bearded seal	ᐅᒡᔪᐃᑦ	Ukyuk	4	37	6	24	4	4	1	3		2	9	1	95 ± 23
Harp seal	ᖃᐃᕈᓖᑦ	Qairulik	2	1		1	2	2	1						9 ± 1
Walrus	ᐊᐃᕕᑦ	Akvik	2	2			6	22	1	4	3	12	3	2	57 ± 7
Narwhal	ᑑᒐᓖᑦ ᕿᓚᓗᒐᑦ	Tuugaak					1								1 ± 1
Beluga	ᖃᑯᕐᑦ ᕿᓚᓗᒐᑦ	Kilalugak	6	3			25	28							62 ± 13
Snow goose	ᑲᖑᐃᑦ	Kanguq	1,208	21	4	2								747	1,982 ± 488
Canada goose	ᓂᑦᓖᑦ	Nikliknik	36		3	7								124	170 ± 64
Old squaw	ᐊᒻᒋᐊᕐᔪᐃᑦ	Aahangik												10	10 ± 18
Eider duck	ᒥᑏᑦ	Kingalik	137	195	21	38	75	26		26	7		146	150	821 ± 74
Black guillemot	ᐱᑦᓱᐅᓛᑦ	Black guillemot				1				1		2			4 ± 1
Thick-billed murre	ᐊᑉᐸᐃᑦ	Thick-billed murre	5			2	1			20	6	27	166	31	258 ± 76
Ptarmigan	ᐊᕿᒡᒋᑦ	Akilgik	18		1	64	56	3	3	37	19	62	92	1,389	1,744 ± 180
Duck eggs	ᒥᑏᑦ ᒪᓐᓂᖏᑦ	Tinmiat manniit	1,274	3,145											4,419 ± 1,381
Seagull eggs	ᓇᐅᔭᐃᑦ ᒪᓐᓂᖏᑦ	Nauyat manniit	16												16 ± 6
Eider down∅	ᒥᑏᑦ ᕐᑯᓂᖕᖏᑦ∅	Mitiit qiviungit∅		21											21 ± 9
Arctic char	ᐃᖃᓗᒃᐱᑦ	Ikaliviit	1,629	1,780	1,286	89	1,051	388	744	875	643	1,239	1,597	2,630	13,951 ± 1,123
Cod	ᐅᒐᐃᑦ	Ugak												7	7 ± 0
Sculpin	ᑲᓇᔪᐃᑦ	Kanayuk		6	98	3			4		3				114 ± 103
Clams	ᐊᒻᒧᒪᔪᑦ	Uviluq	200	1,943	1,368	1,908									5,419 ± 1,704

‡ Polar bear data supplied by DSD.
∅ Number of nests harvested.

‡ ᓇᓄᕐᓄᑦ ᑎᑎᕋᑦᑕᒪᔪᑦ ᑐᓂᒃᖏᑦ ᐅᑯᐊ ᐃᑯᐱᕐᕕᓕᓇᕐᑦ.
∅ ᖃᑦᓱᐅᓂᖏᑦ ᐱᑭᐅᑦ ᓄᐊᑕᐅᔪᑦ.

‡ Nanuin nahagaumajut pijauhimajut Ikupiktulikijinik.
∅ Amigaitiginit maniktagauhimajut.

6.1.2

TABLE/ᓇᓗᓇᐃᔭᐅᑦ/NAUNAIKUTA 44

Monthly hunter response — **Year 4 (June 1999 - May 2000)**

ᑕᕿᑖᒪᑦ ᐊᖑᓇᓱᒃᑏᑦ ᑭᐅᓂᖏᑦ — **ᐊᒻᕐᒍ 4 (ᓱᓂ 1999 - ᒪᐃ 2000)**

Tatkiktaman pijauhimajut angunahuktinun — **Ukiunga 4 (June 1999 - May 2000)**

Month/ᑕᕿᖓ/Tatkia			JUN ᓱᓂ	JUL ᓱᓚᐃ	AUG ᐊᐅᒻᒍᑎ	SEP ᓱᑎᒻᐱᓇ	OCT ᐅᑦᑐᐱᓇ	NOV ᓄᓇᒻᐱᓇ	DEC ᑏᓯᒻᐱᓇ	JAN ᒎᓐᓄᐊᓇ	FEB ᓈᕝᕗᐊᓇ	MAR ᒪᕐᓯ	APR ᐃᕐᓇᓕ	MAY ᒪᐃ	Total ᑲᑎᑦᑐᑦ Tamakiklugin
Hunter Response Categories	**ᐊᖑᓇᓱᒃᑏᑦ ᑭᐅᓂᖏᑦ ᐊᒻᒍᕐᓯᒪᓂᖏᑦ**	**Angunahukpaktun Kiujait**													
Monthly hunter list	ᑕᕿᑖᒪᑦ ᐊᖑᓇᓱᒃᑏᑦ	Tatkitaman angunahuktut titigait	462	463	462	415	416	416	416	418	418	416	416	417	472*
Interview list	ᐊᐱᕐᓱᕋᓐᓂᑦ	Apikiktan	208	209	208	163	164	164	164	166	166	164	164	165	217*
Hunters interviewed	ᐊᖑᓇᓱᒃᑏᑦ ᐊᐱᕐᓱᑦ	Angunahuktin apikhuktan	200	196	203	155	150	148	153	153	161	154	157	158	212*
Harvested	ᐊᖑᓇᓱᒃᑐᒥᓐᑦ	Angujaujut	84	100	87	73	64	51	41	35	37	45	64	106	162*
Response Rate (%)	ᑭᐅᔪᑦ ᖃᑦᓯᐅᓂᖏᑦ (%)	Kiujut (%)	96	94	98	95	91	90	93	92	97	94	96	96	94**

* Hunters registered/on interview list/interviewed/harvested at least once during the year.
** Mean monthly response rate.

* ᐊᖑᓇᓱᒃᑏᑦ ᐊᑎᓕᐅᓯᒪᔪᑦ/ᐊᐱᕐᓱᕋᓐᓂᑦ/ᐊᐱᕐᓱᑦ/ᐊᖑᓇᓱᒃᑐᒥᓐᑦ ᐊᑕᐅᓯᐊᕐᓗ% ᐊᑐᑎᒃ ᐊᒻᕐᒍᒥ.
** ᐊᔾᔨᒌᓕᑎᓯᒪᔪᑦ ᑕᕿᑖᒪᑦ ᑭᐅᔪᑦ.

* Angunahuktin atiliukhimajut/apikhiktaujukhat/apikhiktaunikut/anguhimajut talvani ukiumi.
** Talvani angunahuknami kiujutaumajut.

TABLE/ᓇᓗᓇᐃᔭᐅᑦ/NAUNAIKUTA 45

Recall period between harvest and interview, expressed as % of total harvest records — **Year 4 (June 1999 - May 2000)**

ᐅᑎᕐᕕᐅᔪᑦ ᐊᑯᕐᖓᓂ ᐊᖑᓇᓱᓐᓂᖓᑕ ᐊᒻᒪᓗ ᐊᐱᕐᓱᕐᑕᐅᓂᖓᑕ, ᓇᓗᓇᐃᕐᑕᑦ ᐃᒫᒃ % ᑲᑎᑦᑐᑦ ᐊᖑᓇᓱᒃᑕᑦ ᑎᑎᕐᕐᑕᐅᒪᔪᑦ — **ᐊᒻᕐᒍ 4 (ᓱᓂ 1999 - ᒪᐃ 2000)**

Itkaumajaujut angunahuktunun apihijauvaktunutlu, kanuk amigaitiginit tamakiklugin angujauhimajut — **Ukiunga 4 (June 1999 - May 2000)**

Month/ᑕᕿᖓ/Tatkia			JUN ᓱᓂ	JUL ᓱᓚᐃ	AUG ᐊᐅᒻᒍᑎ	SEP ᓱᑎᒻᐱᓇ	OCT ᐅᑦᑐᐱᓇ	NOV ᓄᓇᒻᐱᓇ	DEC ᑏᓯᒻᐱᓇ	JAN ᒎᓐᓄᐊᓇ	FEB ᓈᕝᕗᐊᓇ	MAR ᒪᕐᓯ	APR ᐃᕐᓇᓕ	MAY ᒪᐃ	Total ᑲᑎᑦᑐᑦ Tamakiklugin
Recall Period	**ᐅᑎᕐᕕᐅᔪᑦ**	**Pigiakvia**													
≤ 3 months	≤ 3 ᑕᕿᑦ	≤ tatkin pingahut	100	100	100	100	100	99	100	100	99	99	100	100	100
4-6 months	4-6 ᑕᕿᑦ	tatkin hitaman 6nut	0	0	0	0	0	1	0	0	0	0	0	0	0
> 6 months	> 6 ᑕᕿᑦ	> 6 tatkin	0	0	0	0	0	0	0	0	1	1	0	0	0

TABLE/ᓇᓗᓇᐃᔭᐅᑦ/NAUNAIKUTA 46

Number of hunters harvesting each species — **Year 4 (June 1999 - May 2000)**

ᖃᑦᓯᐅᓂᖏᑦ ᐊᖑᓇᓱᒃᑏᑦ ᐊᖑᓇᓱᒃᐸᑦᑐᑦ ᐊᑐᓂᒃ ᐆᒪᔪᖅᓂᒃ — **ᐊᒡᕋᒍ 4 (ᔫᓂ 1999 - ᒪᐃ 2000)**

Amigaitiginigin angunahukpaktun anguvaktaitlu — **Ukiunga 4 (June 1999 - May 2000)**

Month/ᑕᕝᕙᖓ/Tatkia			JUN ᔫᓂ	JUL ᔪᓚᐃ	AUG ᐊᐅᒡᒍᑎ	SEP ᓱᑎᒡᐱᕆ	OCT ᐅᑦᑐᐱᕆ	NOV ᓄᓇᒡᐱᕆ	DEC ᑏᓯᒡᐱᕆ	JAN ᒎᓐᓄᐊᕆ	FEB ᓈᕝᕗᐊᕆ	MAR ᒪᕐᓯ	APR ᐃᑦᕆᓕ	MAY ᒪᐃ	Total ᑲᑎᑦᑐᑦ Tamakiklugin
Species	**ᐆᒪᔪᑦ**	**Umajuin**													
Caribou	ᑐᒃᑐᐃᑦ	Tuktut	6	24	49	20	4		9	13	22	11	18	17	87
Polar bear#	ᓇᓄᐃᑦ#	Nanuit#	n/d	n/d	n/d	n/d	n/d	n/d	n/d	n/d	n/d	n/d	n/d	n/d	n/d
Wolf	ᐊᒪᕈᐃᑦ	Amagut						1			1	1	2	2	6
Arctic fox	ᑎᕆᒐᓐᓂᐊᑦ	Tigiganiat					1	2	3	4	3	2		1	10
Coloured fox	ᖃᑯᓐᖏᑦᑐᑦ ᑎᕆᒐᓐᓂᐊᑦ	Kalaliit tigiganiat						1						1	2
Arctic hare	ᐅᑲᓖᑦ	Ukalik		2	1	16	3	1	1	4	2	8	7	4	38
Seals (unspecified)	ᓯᖕᑯᓖᑦ	Natiit						1							1
Ringed seal	ᓇᑦᓱᑦ	Natiinat	19	48	43	57	51	32	14	6	7	6	12	14	96
Bearded seal	ᐅᒡᔪᐃᑦ	Ukyuk	3	15	4	8	4	4	1	3		2	8	1	38
Harp seal	ᖃᐃᕈᓖᑦ	Qairulik	1	1		1	2	2	1						6
Walrus	ᐊᐃᓈᑦ	Akvik	1	2			6	4	1	3	3	7	3	2	15
Narwhal	ᑑᒑᓖᑦ ᕿᓚᓗᒐᑦ	Tuugaak					1								1
Beluga	ᖃᑯᕐᑦ ᕿᓚᓗᒐᑦ	Kilalugak	4	2			12	12							25
Snow goose	ᑲᖑᐃᑦ	Kanguq	34	1	1	2								38	57
Canada goose	ᓂᑦᓖᑦ	Nikliknik	5		1	2								23	28
Old squaw	ᐊᒡᒋᐊᕐᔪᐃᑦ	Aahangik												1	1
Eider duck	ᒥᑏᑦ	Kingalik	16	23	2	6	19	7		3	2		18	16	60
Black guillemot	ᐱᑦᓯᐅᓛᑦ	Black guillemot				1				1		1			2
Thick-billed murre	ᐊᑦᐸᐃᑦ	Thick-billed murre	1			1	1			3	1	3	11	3	20
Ptarmigan	ᐊᕿᒡᒋᑦ	Akilgik	3		1	9	5	2	1	3	6	11	17	60	71
Duck eggs	ᒥᑏᑦ ᒪᓐᓂᖏᑦ	Tinmiat manniit	12	25											35
Seagull eggs	ᓇᐅᔭᐃᑦ ᒪᓐᓂᖏᑦ	Nauyat manniit	1												1
Eider down	ᒥᑏᑦ ᖁᓂᕈᖏᑦ	Mitiit qiviungit		1											1
Arctic char	ᐃᖃᓗᒃᐱᑦ	Ikaliviit	51	44	37	2	17	10	19	16	14	22	30	68	116
Cod	ᐆᒐᐃᑦ	Ugak												1	1
Sculpin	ᑲᓇᔪᐃᑦ	Kanayuk		1	3	1			1		1				6
Clams	ᐊᒡᒧᒪᔪᑦ	Uviluq	6	12	12	11									32

No data are available corresponding to the harvest numbers shown in the harvest estimates table which were provided by DSD.

ᑎᑎᕋᓯᒪᔪᓂᒃ ᐱᑕᖃᖏᑦᑐᒃ ᐱᒃᔪᑎᓐᓂᒃ ᐊᖑᔭᑦ ᖃᓯᐅᓂᖏᓐᓄᑦ ᐊᓚᒃᑲᐅᒪᔪᓄᑦ ᐊᖑᔭᓄᑦ ᓇᓚᐅᑦᓴᕈᑎᓂ ᑐᓂᔭᖏᓐᓂ ᐃᑯᐱᕐᓕᕆᔨᑦ.

Nahagauhimaitut titigakhimajunik pitman kanuk anguiaukatakhimajunik kanukitunit pijaumajut ikupiktulikijinik.

6.1.2

TABLE/ᓇᓗᓇᐃᔭᐅᑦ/NAUNAIKUTA 47

Monthly harvest estimates — **Year 5 (June 2000 - May 2001)**

ᑕᕿᑖᒪᑦ ᐊᖑᔭᓄᑦ ᓇᓚᐅᑦᓴᕈᑏᑦ — **ᐊᒻᕐᒍ 5 (ᔫᓂ 2000 - ᒪᐃ 2001)**

Tatkiktaman pijauhimajut angunahuktinun — **Ukiunga 5 (June 2000 - May 2001)**

6.1.2

Month/ᑕᕿᖓ/Tatkia			JUN ᔫᓂ	JUL ᔪᓚᐃ	AUG ᐊᐅᒡᒍᑎ	SEP ᓱᑎᒡᐱᕆ	OCT ᐅᑦᑐᐱᕆ	NOV ᓄᕕᒡᐱᕆ	DEC ᑏᓯᒡᐱᕆ	JAN ᒣᓐᓄᐊᕆ	FEB ᕕᕝᕗᐊᕆ	MAR ᒪᕐᔪ	APR ᐃᑦᕆᓕ	MAY ᒪᐃ	Total ᑲᑎᑦᑐᒋᑦ Tamakiklugin ± 95% CI
Species	**ᐆᒪᔪᑦ**	**Umajuin**													
Caribou	ᑐᒃᑐᐃᑦ	Tuktut	6	64	138	81	11	14	23	16	5	4	7	4	373 ± 61
Polar bear‡	ᓇᓄᐃᑦ‡	Nanuit‡					2	3	2	1		2			10
Wolf	ᐊᒪᕈᐃᑦ	Amagut	1							2				1	4 ± 1
Arctic fox	ᑎᓇᒐᓐᓂᐊᑦ	Tigiganiat					2	3	25	22	10	4	2	1	69 ± 7
Coloured fox	ᖃᑯᓐᖏᑦᑐᑦ ᑎᓇᒐᓐᓂᐊᑦ	Kalaliit tigiganiat							3						3 ± 1
Wolverine	ᖃᑉᐃᑦ	Kalvik												1	1 ± 0
Arctic hare	ᐅᑲᓖᑦ	Ukalik				28	16	5	10	8	10	12	21	4	114 ± 21
Seals (unspecified)	ᓯᖕᑯᓖᑦ	Natiit						1							1 ± 0
Ringed seal	ᓇᕐᓱᑦ	Natiinat	58	148	134	126	188	92	24	11	12	13	17	29	852 ± 110
Bearded seal	ᐅᒻᔪᐃᑦ	Ukyuk	9	25	2	3	14	2		4	1	1	8	2	71 ± 21
Harp seal	ᖃᐃᕈᓖᑦ	Qairulik					9	20							29 ± 20
Walrus	ᐊᐃᓈᑦ	Akvik		10	5		6		2	2	11	8	2		46 ± 16
Narwhal	ᑑᒫᓖᑦ ᕿᓚᓗᒐᑦ	Tuugaak				1									1 ± 0
Beluga	ᖃᑯᑦᑕᑦ ᕿᓚᓗᒐᑦ	Kilalugak		1		3	33	33				1			71 ± 5
Snow goose	ᑲᖑᐃᑦ	Kanguq	1,655	35	2	48								1,296	3,036 ± 546
Canada goose	ᓂᑦᓖᑦ	Nikliknik	120	4		10								142	276 ± 50
Brant goose	ᓂᑦᓕᑦᓇᐃᑦ	Nirlirnaq	1												1 ± 0
Old squaw	ᐊᒻᑭᐊᑦᔪᐃᑦ	Aahangik	3												3 ± 1
Eider duck	ᒥᑏᑦ	Kingalik	144	175	5	37	121	9		5		7	333	188	1,024 ± 229
Tundra swan	ᖁᒻᔪᐃᑦ	Kukyuk												1	1 ± 0
Black guillemot	ᐱᑦᓱᐅᓛᑦ	Black guillemot						1		9					10 ± 2
Thick-billed murre	ᐊᑉᐸᐃᑦ	Thick-billed murre	6	8	14	4					58	23	127	8	248 ± 52
Ptarmigan	ᐊᕿᒻᒋᑦ	Akilgik	3			23	2	35	57	25	14	22	32	627	840 ± 248
Goose eggs	ᑲᖑᐃᑦ ᒪᓐᓂᖏᑦ	Uluaguliit manniit	20												20 ± 5
Duck eggs	ᒥᑏᑦ ᒪᓐᓂᖏᑦ	Tinmiat manniit	155	4,710											4,865 ± 2,344
Seagull eggs	ᓇᐅᔭᐃᑦ ᒪᓐᓂᖏᑦ	Nauyat manniit	31												31 ± 27
Eider down∅	ᒥᑏᑦ ᖁᓂᕐᖏᑦ∅	Mitiit qiviungit∅		10											10 ± 3
Arctic char	ᐃᖃᓗᒃᐱᑦ	Ikaliviit	2,619	2,453	1,092	432	1,141	140	1,628	1,424	622	464	813	3,383	16,211 ± 1,833
Cod	ᐅᒐᐃᑦ	Ugak											50		50 ± 68
Clams	ᐊᒻᒧᒪᔪᑦ	Uviluq		603	1,009	739	185								2,536 ± 1,702

‡ Polar bear data supplied by DSD.
∅ Number of nests harvested.

‡ ᓇᓄᑦᓄᑦ ᑎᑎᕋᑕᐅᒪᔪᑦ ᑐᓂᒃᖏᑦ ᐅᑯᐊ ᐃᑯᐱᕐᕕᓕᕆᔨᑦ.
∅ ᖃᑦᓱᐅᓂᖏᑦ ᐱᑭᐅᑦ ᓄᐊᑕᐅᔪᑦ.

‡ Nanuin nahagaumajut pijauhimajut Ikupiktulikijinik.
∅ Amigaitiginit maniktagauhimajut.

TABLE/ᓇᓗᓇᐃᔭᐅᑦ/NAUNAIKUTA 48

Monthly hunter response — **Year 5 (June 2000 - May 2001)**

ᑕᕿᑕᒫᑦ ᐊᖑᓇᓱᒃᑏᑦ ᑭᐅᓂᖏᑦ — **ᐊᒻᕋᒍ 5 (ᔫᓂ 2000 - ᒪᐃ 2001)**

Tatkiktaman pijauhimajut angunahuktinun — **Ukiunga 5 (June 2000 - May 2001)**

Month/ᑕᕿᖓ/Tatkia			JUN ᔫᓂ	JUL ᔪᓚᐃ	AUG ᐊᐅᒻᒍᑎ	SEP ᓱᑎᒻᐱᓇ	OCT ᐅᑦᑐᐱᓇ	NOV ᓄᓇᒻᐱᓇ	DEC ᑏᓯᒻᐱᓇ	JAN ᒎᓐᓄᐊᓇ	FEB ᓈᕝᕗᐊᓇ	MAR ᒪᕐᓯ	APR ᐃᕐᓇᓕ	MAY ᒪᐃ	Total ᑲᑎᑦᑐᑦ Tamakiklugin
Hunter Response Categories	**ᐊᖑᓇᓱᒃᑏᑦ ᑭᐅᓂᖏᑦ ᐋᒍᕐᓯᒪᓂᖏᑦ**	**Angunahukpaktun Kiujait**													
Monthly hunter list	ᑕᕿᑕᒫᑦ ᐊᖑᓇᓱᒃᑏᑦ	Tatkitaman angunahuktut titigait	416	415	414	413	412	406	407	409	411	409	409	410	423*
Interview list	ᐊᐱᕐᓱᕋᓐᓂᒥᓃᑦ	Apikiktan	164	163	163	162	161	155	156	158	160	158	158	159	171*
Hunters interviewed	ᐊᖑᓇᓱᒃᑏᑦ ᐊᐱᕐᓱᑦ	Angunahuktin apikhuktan	157	156	155	156	152	148	147	150	150	151	151	151	167*
Harvested	ᐊᖑᓇᓱᒃᑐᒥᓃᑦ	Angujaujut	100	82	61	56	57	43	42	36	31	37	40	95	144*
Response Rate (%)	ᑭᐅᔪᑦ ᖃᑦᓯᐅᓂᖏᑦ (%)	Kiujut (%)	96	96	95	96	94	95	94	95	94	96	96	95	95**

* Hunters registered/on interview list/interviewed/harvested at least once during the year.
** Mean monthly response rate.

* ᐊᖑᓇᓱᒃᑏᑦ ᐊᑎᓕᐅᕐᓯᒪᔪᑦ/ᐊᐱᕐᓱᕋᓐᓂᑦᑐᑦ/ᐊᐱᕐᓱᑦᑕᑦ/ᐊᖑᓇᓱᒃᑐᒥᓃᑦ ᐊᑕᐅᓯᐊᕐᓗ% ᐊᑦᑐᒃ ᐊᒻᕋᒍᒥ.
** ᐊᔾᔨᒌᓕᑎᓯᒪᔪᑦ ᑕᕿᑕᒫᑦ ᑭᐅᔪᑦ.

* Angunahuktin atiliukhimajut/apikhiktaujukhat/apikhiktaunikut/anguhimajut talvani ukiumi.
** Talvani angunahuknami kiujutaumajut.

TABLE/ᓇᓗᓇᐃᔭᐅᑦ/NAUNAIKUTA 49

Recall period between harvest and interview, expressed as % of total harvest records — **Year 5 (June 2000 - May 2001)**

ᐅᑎᕐᕕᐅᔪᑦ ᐊᑯᕐᖓᓂ ᐊᖑᓇᓱᒃᓂᖓᑕ ᐊᒻᒪᓗ ᐊᐱᕐᓱᑦᑕᐅᓂᖓᑕ, ᓇᓗᓇᐃᕐᑕᑦ ᐃᒫᒃ % ᑲᑎᑦᑐᑦ ᐊᖑᓇᓱᒃᑕᑦ ᑎᑎᕐᕐᑕᐅᒪᔪᑦ — **ᐊᒻᕋᒍ 5 (ᔫᓂ 2000 - ᒪᐃ 2001)**

Itkaumajaujut angunahuktunun apihijauvaktunutlu, kanuk amigaitiginit tamakiklugin angujauhimajut — **Ukiunga 5 (June 2000 - May 2001)**

Month/ᑕᕿᖓ/Tatkia			JUN ᔫᓂ	JUL ᔪᓚᐃ	AUG ᐊᐅᒻᒍᑎ	SEP ᓱᑎᒻᐱᓇ	OCT ᐅᑦᑐᐱᓇ	NOV ᓄᓇᒻᐱᓇ	DEC ᑏᓯᒻᐱᓇ	JAN ᒎᓐᓄᐊᓇ	FEB ᓈᕝᕗᐊᓇ	MAR ᒪᕐᓯ	APR ᐃᕐᓇᓕ	MAY ᒪᐃ	Total ᑲᑎᑦᑐᑦ Tamakiklugin
Recall Period	**ᐅᑎᕐᕕᐅᔪᑦ**	**Pigiakvia**													
≤ 3 months	≤ 3 ᑕᕿᑦ	≤ tatkin pingahut	100	100	100	100	100	100	100	100	100	100	100	100	100
4-6 months	4-6 ᑕᕿᑦ	tatkin hitaman 6nut	0	0	0	0	0	0	0	0	0	0	0	0	0
> 6 months	> 6 ᑕᕿᑦ	> 6 tatkin	0	0	0	0	0	0	0	0	0	0	0	0	0

6.1.2

TABLE/ᓇᓗᓇᐃᔭᐅᑦ/NAUNAIKUTA 50

Number of hunters harvesting each species — **Year 5 (June 2000 - May 2001)**

ᖃᑦᓯᐅᓂᖏᑦ ᐊᖑᓇᓱᒃᑏᑦ ᐊᖑᓇᓱᒃᐸᑦᑐᑦ ᐊᑐᓂᒃ ᐆᒪᔪᑦᓂᒃ — **ᐊᒻᕐᒍ 5 (ᔫᓂ 2000 - ᒪᐃ 2001)**

Amigaitiginigin angunahukpaktun anguvaktaitlu — **Ukiunga 5 (June 2000 - May 2001)**

Month/ᑕᑭᖓ/Tatkia			JUN ᔫᓂ	JUL ᔪᓚᐃ	AUG ᐊᐅᒡᒍᑎ	SEP ᓱᑎᒡᐱᓇ	OCT ᐅᑦᑐᐱᓇ	NOV ᓄᓇᒡᐱᓇ	DEC ᑏᓯᒡᐱᓇ	JAN ᒎᓐᓄᐊᓇ	FEB ᓈᕝᕗᐊᓇ	MAR ᒪᑦᓯ	APR ᐃᑦᓇᓕ	MAY ᒪᐃ	Total ᑲᑎᑦᑐᑦ Tamakiklugin
Species	**ᐆᒪᔪᑦ**	**Umajuin**													
Caribou	ᑐᒃᑐᐃᑦ	Tuktut	5	28	38	27	9	6	10	8	3	3	5	3	77
Polar bear‡	ᓇᓄᐃᑦ‡	Nanuit‡	n/d	n/d	n/d	n/d	n/d	n/d	n/d	n/d	n/d	n/d	n/d	n/d	n/d
Wolf	ᐊᒪᕈᐃᑦ	Amagut	1							2				1	4
Arctic fox	ᑎᓇᒐᓐᓂᐊᑦ	Tigiganiat					1	2	7	6	2	3	1	1	14
Coloured fox	ᖃᑯᓐᖏᑦᑐᑦ ᑎᓇᒐᓐᓂᐊᑦ	Kalaliit tigiganiat							2						2
Wolverine	ᖃᑉᐃᑦ	Kalvik												1	1
Arctic hare	ᐅᑲᓖᑦ	Ukalik				10	6	2	6	7	7	6	8	2	31
Seals (unspecified)	ᓯᖕᑯᓖᑦ	Natiit						1							1
Ringed seal	ᓇᑦᓱᑦ	Natiinat	22	41	34	38	42	25	13	8	8	8	9	15	87
Bearded seal	ᐅᒻᔪᐃᑦ	Ukyuk	9	15	2	3	5	2		3	1	1	4	2	32
Harp seal	ᖃᐃᕈᓖᑦ	Qairulik					6	7							13
Walrus	ᐊᐃᕕᑦ	Akvik		5	1		6		1	2	7	7	2		21
Narwhal	ᑑᒫᓖᑦ ᕿᓚᓗᒐᑦ	Tuugaak				1									1
Beluga	ᖃᑯᑦᑕ ᕿᓚᓗᒐᑦ	Kilalugak		1		3	14	14				1			22
Snow goose	ᑲᖑᐃᑦ	Kanguq	62	1	1	5								61	91
Canada goose	ᓂᑦᓖᑦ	Nikliknik	24	1		6								27	48
Brant goose	ᓂᑦᓕᑦᓇᐃᑦ	Nirlirnaq	1												1
Old squaw	ᐊᒻᑭᐊᑦᔪᐃᑦ	Aahangik	1												1
Eider duck	ᒥᑏᑦ	Kingalik	13	20	2	14	23	4		2		1	15	18	58
Tundra swan	ᖁᒻᔪᐃᑦ	Kukyuk												1	1
Black guillemot	ᐱᑦᓯᐅᓛᑦ	Black guillemot						1		3					3
Thick-billed murre	ᐊᑉᐸᐃᑦ	Thick-billed murre	1	3	2	1					6	4	12	2	19
Ptarmigan	ᐊᕿᒡᒋᑦ	Akilgik	1			6	1	7	13	8	4	8	7	35	53
Goose eggs	ᑲᖑᐃᑦ ᒪᓐᓂᖏᑦ	Uluaguliit manniit	2												2
Duck eggs	ᒥᑏᑦ ᒪᓐᓂᖏᑦ	Tinmiat manniit	4	30											33
Seagull eggs	ᓇᐅᔭᐃᑦ ᒪᓐᓂᖏᑦ	Nauyat manniit	3												3
Eider down	ᒥᑏᑦ ᖁᓂᕈᖏᑦ	Mitiit qiviungit		1											1
Arctic char	ᐃᖃᓗᒃᐱᑦ	Ikaliviit	70	56	25	10	15	5	20	17	16	18	13	59	116
Cod	ᐆᒐᐃᑦ	Ugak											2		2
Clams	ᐊᒻᒧᒪᔪᑦ	Uviluq		4	3	5	1								11

‡ No data are available corresponding to the harvest numbers shown in the harvest estimates table which were provided by DSD.

‡ ᑎᑎᕋᓯᒪᔪᓂᒃ ᐱᑕᖃᖏᑦᑐᖅ ᐱᔾᔪᑎᓕᓐᓂᒃ ᐊᖑᔭᑦ ᖃᑦᓯᐅᓂᖏᓐᓄᑦ ᐊᓚᒃᑲᐅᒪᔪᓄᑦ ᐊᖑᔭᓄᑦ ᓇᓚᐅᑦᓴᕈᑎᓂ ᑐᓂᔭᖏᓐᓂ ᐃᑯᐱᕐᕕᓕᓇᕆᑦ.

‡ Nahagauhimaitut titigakhimajunik pitman kanuk angujaukatakhimajunik kanukitunit pijaumajut ikupiktulikijinik.

TABLE/ᓇᓗᓇᐃᔭᐅᑦ/NAUNAIKUTA 51

Annual harvest estimates and five-year mean

All Years (June 1996 - May 2001)

ᐊᒃᕋᒍᒫᑦ ᐊᖑᔭᓄᑦ ᓇᓚᐅᑦᓴᕈᑏᑦ ᐊᒻᒪᓗ ᑕᓪᓕᒪᓄᑦ-ᐊᒃᕋᒍᓄᑦ ᐊᔾᔨᒌᓕᕐᑎᓯᒪᔪᑦ ᑕᒪᐃᓐᓄᑦ ᐊᒃᕋᒍᓄᑦ (ᔫᓂ 1996 - ᒪᐃ 2001)

Study Year/ᖃᐅᔨᓴᕐᕕᒃ ᐊᒃᕋᒍ/Ihivgiukimayut Ukiumi			1	2†	3	4	5	Mean ᐊᔾᔨᒌᓕᕐᑎᓯᒪᔪᑦ Amigaitkiyait
			96/97	97/98	98/99	99/00	00/01	
Species	ᐆᒪᔪᑦ	**Umajuin**						
Caribou[1]	ᑐᒃᑐᐃᑦ[1]	Tuktut[1]	n/d	671	474	513	373	508
Polar bear[2]	ᓇᓄᐃᑦ[2]	Nanuit[2]	n/d	6	7	6	10	7
Wolf[3]	ᐊᒪᕈᐃᑦ[3]	Amagut[3]	n/d	1	1	9	4	4
Arctic fox[4]	ᑎᓇᒐᓐᓂᐊᑦ[4]	Tigiganiat[4]	n/d	143	4	48	69	66
Coloured fox	ᖃᑯᓐᖏᑦᑐᑦ ᑎᓇᒐᓐᓂᐊᑦ	Kalaliit tigiganiat	n/d	3	0	3	3	2
Wolverine	ᖃᕝᕕᒃ	Kalvik	n/d	0	0	0	1	< 1
Arctic hare	ᐅᑲᓖᑦ	Ukalik	n/d	76	96	152	114	110
Seals (unspecified)	ᓯᖅᑯᓖᑦ	Natiit	n/d	0	0	1	1	1
Ringed seal	ᓇᑦᓱᑦ	Natiinat	n/d	1,308	881	1,199	852	1,060
Bearded seal	ᐅᒻᔪᐃᑦ	Ukyuk	n/d	72	45	95	71	71
Harp seal[5]	ᖃᐃᕈᓖᑦ[5]	Qairulik[5]	n/d	17	3	9	29	15
Harbour seal	ᖃᓯᒋᐊᑦ	Qanigiaq	n/d	3	1	0	0	1
Hooded seal	ᐊᐸᐃᑦ	Nahakakaktutut ittut natiit	n/d	4	0	0	0	1
Walrus[6]	ᐊᐃᕕᑦ[6]	Akvik[6]	n/d	39	29	57	46	43
Narwhal[7]	ᑑᒐᓖᑦ ᕿᓚᓗᒐᑦ[7]	Tuugaak[7]	n/d	0	0	1	1	1
Beluga	ᖃᑯᑦᑕᑦ ᕿᓚᓗᒐᑦ	Kilalugak	n/d	31	37	62	71	50
Snow goose[8]	ᑲᖑᐃᑦ[8]	Kanguq[8]	n/d	4,055	3,551	1,982	3,036	3,156
Canada goose[8]	ᓂᕐᓖᑦ ᐅᓗᐊᒍᓖᑦ[8]	Nikliknik[8]	n/d	321	115	170	276	221
Ross's goose[8]	ᖃᕋᕐᔪᐃᑦ[8]	Kakat[8]	n/d	5	0	0	0	1
Brant goose[8]	ᓂᕐᓕᕐᓇᐃᑦ[8]	Nirlirnaq[8]	n/d	1	0	0	1	1
Old squaw	ᐊᒃᒋᐊᕐᔪᐃᑦ	Aahangik	n/d	1	0	10	3	4
Eider duck	ᒥᑏᑦ	Kingalik	n/d	835	468	821	1,024	787
Tundra swan	ᖁᒻᔪᐃᑦ	Kukyuk	n/d	0	0	0	1	< 1
Common loon	ᑑᓪᓕᒻᔪᐊᑦ	Tuulik	n/d	3	0	0	0	1
Red-throated loon	ᖃᖅᓴᐅᑎ	Qaqhuaq	n/d	4	4	0	0	2
Black guillemot	ᐱᑦᓯᐅᓛᑦ	Black guillemot	n/d	0	3	4	10	4
Thick-billed murre	ᐊᑉᐸᐃᑦ	Thick-billed murre	n/d	251	19	258	248	194
Ptarmigan	ᐊᕿᒻᒋᑦ	Akilgik	n/d	984	2,519	1,744	840	1,522
Eggs (unspecified)[9]	ᒪᓐᓃᑦ[9]	Manniit[9]	n/d	0	1	0	0	< 1
Goose eggs[9]	ᑲᖑᐃᑦ ᒪᓐᓂᖏᑦ[9]	Uluaguliit manniit[9]	n/d	7	1	0	20	7
Duck eggs[9]	ᒥᑏᑦ ᒪᓐᓂᖏᑦ[9]	Tinmiat manniit[9]	n/d	3,241	438	4,419	4,865	3,241
Seagull eggs[9]	ᓇᐅᔭᐃᑦ ᒪᓐᓂᖏᑦ[9]	Nauyat manniit[9]	n/d	16	0	16	31	16
Eider down[Ø10]	ᒥᑏᑦ ᖁᓂᕈᖏᑦ[Ø10]	Mitiit qiviungit[Ø10]	n/d	10	0	21	10	10
Arctic char[11]	ᐃᖃᓗᒃᐲᑦ[11]	Ikaliviit[11]	n/d	13,321	11,296	13,951	16,211	13,695
Lake trout	ᐃᓱᖁᐃᑦ	Ikalukpik	n/d	100	0	0	0	25
Cod	ᐆᒪᐃᑦ	Ugak	n/d	187	23	7	50	67
Sculpin[12]	ᑲᓇᔪᐃᑦ[12]	Kanayuk[12]	n/d	27	28	114	0	42
Clams[13]	ᐊᒻᒧᒪᔪᑦ[13]	Uviluq[13]	n/d	15,536	7,006	5,419	2,536	7,624
Mussels[14]	ᐅᕕᓗᐃᑦ[14]	Uviluvaloet[14]	n/d	175	526	0	0	175

† No data were collected in June and July 1997. Annual harvest estimates for year 2 were obtained by using the average of the harvest estimates for the corresponding months in the three years in which data were collected.

Ø Number of nests harvested.

1-14: See page 176 for community feedback and other sources of data.

† ᓈᒻᐅᑎᓂ ᓄᑦᓯᔪᖃᓚᐅᖅᑐᖅ ᐅᕙᓂ ᔫᓂ ᐊᒻᒪᓗ ᔪᓚᐃ 1997. ᐊᒃᕋᒍᒧᑦ ᐊᖑᔭᓄᑦ ᓇᓚᐅᑦᓴᕈᑏᑦ ᐊᒃᕋᒍ 2ᒧᑦ ᐱᔭᐅᓚᐅᑦᑐᑦ ᐊᑦᑐᒋᑦ ᐊᔾᔨᒌᓕᕐᑎᓯᒪᔪᑦ ᐊᖑᔭᓄᑦ ᓇᓚᐅᑦᓴᕈᑏᑦ ᑕᒫᓂᑦᓴᐃᓐᓇᖅ ᑕᕝᕙᓂ ᐱᖓᓱᓂ ᐊᒃᕋᓂ ᓈᓴᐅᑎᑦ ᓄᐊᑕᒃᕕᐃᖅᑐᓂ.

Ø ᖃᕋᐅᓂᖅᑦ ᐱᕈᐅᑦ ᓄᐊᑕᐅᔪᑦ.

1-14: ᑕᑯᒍᒃ ᒪᕐᕕᑐᒐᖅ 178 ᓄᓇᓖᑦ ᑭᐅᔾᔪᑎᖅᑦ ᐊᒻᒪᓗ ᐊᓯᖅᑦ ᐱᒃᕕᐅᔪᑦ ᓈᓴᐅᑎᓂᒃ.

† Katihiktauhimagitut nahaktauhimaitut June Julylu 1997. Ukiuktamat angujauvaktun maliktauplutik angunahukpaktut kihuimajut tapkuningan tatkit maliktumi pingahunut ukiunun katikhiktaumajut maliktauplutik.

Ø Amigaitiginit maniktagauhimajut.

1-14: Takulugu makpigaak 180 nunanit kiutjutinganik ovalo aalanik naunaiyautainik.

TABLE/ᓇᓗᓇᐃᔭᐅᑦ/NAUNAIKUTA 52

Annual hunter response — **All Years (June 1996 - May 2001)**

ᐊᒻᕐᒍᑕᒫᑦ ᐊᖑᓇᓱᒃᑏᑦ ᑭᐅᓂᖏᑦ — **ᑕᒪᐃᓐᓄᑦ ᐊᒻᕐᒍᓄᑦ (ᓱᓂ 1996 - ᒪᐃ 2001)**

Angujauvaktu — **Tamamik ukiuni (June 1996 - May 2001)**

6.1.2

Study Year/ᖃᐅᔨᓴᕐᕕᒃ ᐊᒻᕐᒍ/Ihivgiukimayut Ukiumi			1	2	3	4	5	Total ᑲᑎᑦᑐᑦ Tamakiklugin
			96/97	97/98	98/99	99/00	00/01	
Hunter Response Categories	**ᐊᖑᓇᓱᒃᑏᑦ ᑭᐅᓂᖏᑦ ᐊᒻᒍᕐᓯᒪᓂᖏᑦ**	**Angunahukpaktun Kiujait**						
Monthly hunter list	ᑕᑭᑕᒫᑦ ᐊᖑᓇᓱᒃᑏᑦ	Tatkitaman angunahuktut titigait	n/d	504	481	472	423	510*
Interview list	ᐊᐱᕐᓱᕐᓴᐃᑦ	Apikiktan	n/d	237	224	217	171	243*
Hunters interviewed	ᐊᖑᓇᓱᒃᑏᑦ ᐊᐱᕐᓱᕐᑕᑦ	Angunahuktin apikhuktan	n/d	233	223	212	167	241*
Harvested	ᐊᖑᓇᓱᒃᑐᒥᓃᑦ	Angujaujut	n/d	170	157	162	144	208*
Response Rate (%)	ᑭᐅᔪᑦ ᖃᑦᓱᐅᓂᖏᑦ (%)	Kiujut (%)	n/d	97	81	94	95	92**

* Hunters registered/on interview list/interviewed/harvested at least once during the study.
** Mean annual response rate.

* ᐊᖑᓇᓱᒃᑏᑦ ᐊᑎᓕᐅᕐᒪᔪᑦ/ᐊᐱᕐᓱᕐᓴᓃᑦᑐᑦ/ᐊᐱᕐᓱᑦᑕᑦ/ᐊᖑᓇᓱᒃᑐᒥᓃᑦ ᐊᑕᐅᓯᐊᕐᓗ% ᐊᑐᑎᒃ ᖃᐅᔨᓴᕐᓂᕐᒥ.
** ᐊᔾᔨᒌᓕᕐᑎᒪᔪᑦ ᐊᒻᕐᒍᑕᒫᑦ ᑭᐅᔪᑦ.

* Angunahuktin atiliukhimajut/apikhiktaujukhat/apikhiktaunikut/anguhimajut taipfumuna tahapkuan kaujihatatiplugin.
** Atjikilirhimajut ukiumun kiutjutaujut.

TABLE/ᓇᓗᓇᐃᔭᐅᑦ/NAUNAIKUTA 53

Recall period between harvest and interview, expressed as % of total harvest records — **All Years (June 1996 - May 2001)**

ᐅᑎᕐᕕᐅᔪᑦ ᐊᑯᕐᖓᓂ ᐊᖑᓇᓱᓐᓂᖓᑕ ᐊᒻᒪᓗ ᐊᐱᕐᓱᕐᑕᐅᓂᖓᑕ, ᓇᓗᓇᐃᕐᑕᑦ ᐃᒫᒃ % ᑲᑎᑦᑐᑦ ᐊᖑᓇᓱᒃᑕᑦ ᑎᑎᕐᕐᑕᐅᒪᔪᑦ — **ᑕᒪᐃᓐᓄᑦ ᐊᒻᕐᒍᓄᑦ (ᓱᓂ 1996 - ᒪᐃ 2001)**

Angunahuktin apikhuktaujut, iluakhagaujutl % tamakiklugit angujauhimajut umajut — **Tamamik ukiuni (June 1996 - May 2001)**

Study Year/ᖃᐅᔨᓴᕐᕕᒃ ᐊᒻᕐᒍ/Ihivgiukimayut Ukiumi			1	2	3	4	5	Total ᑲᑎᑦᑐᑦ Tamakiklugin
			96/97	97/98	98/99	99/00	00/01	
Recall Period	**ᐅᑎᕐᕕᐅᔪᑦ**	**Pigiakvia**						
≤ 3 months	≤ 3 ᑕᑭᑦ	≤ tatkin pingahut	n/d	100	77	100	100	96
4-6 months	4-6 ᑕᑭᑦ	tatkin hitaman 6nut	n/d	0	22	0	0	4
> 6 months	> 6 ᑕᑭᑦ	> 6 tatkin	n/d	0	0	0	0	0

TABLE/ᓇᓗᓇᐃᔭᐅᑦ/NAUNAIKUTA 54

Number of hunters harvesting each species

ᖃᑦᓯᐅᓂᖏᑦ ᐊᖑᓇᓱᒃᑏᑦ ᐊᖑᓇᓱᒃᐸᑦᑐᑦ ᐊᑐᓂᒃ ᐆᒪᔪᕐᓂᒃ

Angunahuktin angutivaktun umajunik

All Years (June 1996 - May 2001)

ᑕᒪᐃᓐᓄᑦ ᐊᒃᕿᒍᓄᑦ (ᔫᓂ 1996 - ᒪᐃ 2001)

Tamamik ukiuni (June 1996 - May 2001)

Study Year/ᖃᐅᔨᓴᕐᕕᒃ ᐊᒃᕿᒍ/Ihivgiukimayut Ukiumi			1	2	3	4	5	Total ᑲᑎᑦᑐᑦ Tamakiklugin
			96/97	97/98	98/99	99/00	00/01	
Species	ᐆᒪᔪᑦ	**Umajuin**						
Caribou	ᑐᒃᑐᐃᑦ	Tuktut	n/d	94	65	87	77	129
Polar bear#	ᓇᓄᐃᑦ#	Nanuit#	n/d	n/d	n/d	n/d	n/d	n/d
Wolf	ᐊᒪᕈᐃᑦ	Amagut	n/d	1	1	6	4	11
Arctic fox	ᑎᓇᒐᓐᓂᐊᑦ	Tigiganiat	n/d	19	3	10	14	32
Coloured fox	ᖃᑯᓐᖏᑦᑐᑦ ᑎᓇᒐᓐᓂᐊᑦ	Kalaliit tigiganiat	n/d	3		2	2	6
Wolverine	ᖃᕝᕕᒃ	Kalvik	n/d				1	1
Arctic hare	ᐅᑲᓖᑦ	Ukalik	n/d	26	19	38	31	68
Seals (unspecified)	ᓯᖕᑯᓖᑦ	Natiit	n/d			1	1	2
Ringed seal	ᓇᑦᓱᑦ	Natiinat	n/d	94	64	96	87	130
Bearded seal	ᐅᒡᔪᐃᑦ	Ukyuk	n/d	24	13	38	32	64
Harp seal	ᖃᐃᕈᓖᑦ	Qairulik	n/d	12	1	6	13	28
Harbour seal	ᖃᓯᒋᐊᑦ	Qanigiaq	n/d	3	1			4
Hooded seal	ᐊᐸᐃᑦ	Nahakakaktutut ittut natiit	n/d	2				2
Walrus	ᐊᐃᕕᑦ	Akvik	n/d	16	13	15	21	33
Narwhal	ᑑᒫᓖᑦ ᕿᓚᓗᒐᑦ	Tuugaak	n/d			1	1	2
Beluga	ᖃᑯᑦᑕ ᕿᓚᓗᒐᑦ	Kilalugak	n/d	13	11	25	22	43
Snow goose	ᑲᖑᐃᑦ	Kanguq	n/d	85	74	57	91	129
Canada goose	ᓂᕐᓖᑦ ᐅᓗᐊᒍᓐᓖᑦ	Nikliknik	n/d	44	23	28	48	86
Ross's goose	ᖃᕖᕐᔪᐃᑦ	Kakat	n/d	1				1
Brant goose	ᓂᕐᓕᕐᓇᐃᑦ	Nirlirnaq	n/d	1			1	2
Old squaw	ᐊᒃᒋᐊᕐᔪᐃᑦ	Aahangik	n/d			1	1	2
Eider duck	ᒥᑏᑦ	Kingalik	n/d	43	32	60	58	89
Tundra swan	ᖁᒃᔪᐃᑦ	Kukyuk	n/d				1	1
Common loon	ᑑᓕᒡᔪᐊᑦ	Tuulik	n/d	1				1
Red-Throated loon	ᖃᖅᓴᐅᑎ	Qaqhuaq	n/d	1	1			2
Black guillemot	ᐱᑦᓯᐅᓛᑦ	Black guillemot	n/d		2	2	3	5
Thick-billed murre	ᐊᑉᐸᐃᑦ	Thick-billed murre	n/d	9	3	20	19	37
Ptarmigan	ᐊᕿᒡᒋᑦ	Akilgik	n/d	62	60	71	53	105
Eggs (unspecified)	ᒪᓐᓃᑦ	Manniit	n/d		1			1
Goose eggs	ᑲᖑᐃᑦ ᒪᓐᓂᖏᑦ	Uluaguliit manniit	n/d		1		2	2
Duck eggs	ᒥᑏᑦ ᒪᓐᓂᖏᑦ	Tinmiat manniit	n/d		13	35	33	62
Seagull eggs	ᓇᐅᔭᐃᑦ ᒪᓐᓂᖏᑦ	Nauyat manniit	n/d			1	3	4
Eider down	ᒥᑏᑦ ᖁᓂᕈᖏᑦ	Mitiit qiviungit	n/d			1	1	2
Arctic char	ᐃᖃᓗᒃᐱᑦ	Ikaliviit	n/d	91	104	116	116	169
Lake trout	ᐃᓱᖁᐃᑦ	Ikalukpik	n/d	7				7
Cod	ᐆᒐᐃᑦ	Ugak	n/d	2	1	1	2	5
Sculpin	ᑲᓇᔪᐃᑦ	Kanayuk	n/d	2	2	6		10
Clams	ᐊᒻᒪᒪᔪᑦ	Uviluq	n/d	55	24	32	11	84
Mussels	ᐅᕕᓗᐃᑦ	Uviluvaloet	n/d		1			1

‡‡ No data are available corresponding to the harvest numbers shown in the harvest estimates table which were provided by DSD.

‡‡ ᑎᑎᕋᓯᒪᔪᓂᒃ ᐱᑕᖃᖅᖏᑦᑐᖅ ᐱᔾᔪᑎᓕᓐᓂᒃ ᐊᖑᔭᑦ ᖃᑦᓯᐅᓂᖏᓐᓄᑦ ᐊᓚᒃᑲᐅᒪᔪᓄᑦ ᐊᖑᔭᓄᑦ ᓇᓚᐅᕐᓱᕈᑎᓂ ᑐᓂᔭᖏᓐᓂ ᐃᑯᐱᕐᕕᓕᓇᔨᑦ.

‡‡ Nahagauhimaitut titigakhimajunik pitman kanuk angujaukatakhimajunik kanukitunit pijaumajut ikupiktulikijinik.

6.1.2 Community Results Discussion: Cape Dorset

Although data collection in most communities began in July 1996, in Cape Dorset delays were encountered due to difficulties in retaining fieldworkers and in registering hunters. Data prior to August 1997 were deemed unreliable and were not used. In April 2001, a letter was written to the Nunavut Implementation Panel and cc'ed to the relevant RWOs and HTOs informing them of the missing data. The letter also demonstrated the NWMB's approach to the problem, detailing the use of collected data to estimate for the missing months. The Nunavut Implementation Panel accepted the NWMB's approach to the issue in June 2001. As such, there are no data (n/d) displayed for year 1 in Cape Dorset. In order to estimate the total yearly harvest in year 2, estimates for June and July 1997 were obtained by calculating the mean harvest for the corresponding months in the three years in which data were collected.

The survey frame:
An assessment of under-enumeration during the community visit revealed that there were approximately 29 hunters who were not registered in the Harvest Study. Twenty-seven of these were Inuit - 13 occasional, 13 active and one intensive hunter. It is estimated that there were two non-Inuit hunters with assigned hunting rights who were not registered – one occasional and one active hunter. As discussed in Section 5.2.1 the effect of this under-enumeration would have led to a downward bias of the harvest estimates. Over half of the unregistered hunters were thought to be active or intensive hunters. As a result, although these hunters represent only five percent of the total hunter population (Table 10), the effect of this bias on harvest estimates could be significant. Harvest estimates for the unregistered hunters can be estimated using mean harvest quantities for each species by strata. However, these estimates, having their own sources of error and bias, are beyond the scope of this Final Report. Readers may apply to NWMB to obtain the results of these calculations.

Survey coverage and non-response bias:
Response rates were good to excellent in most months during the four years of the Harvest Study. The exception to this was the summer of year 3 where response rates were significantly lower and dropped below 50% in the active and intensive strata for several months. As seen in Table 9 the consistent intentional non-response rate in Cape Dorset was low, at 0.8%, and was not thought to be a potential source of non-response bias.

Response rates were felt to be high enough and non-response bias low enough during all years of the study, with the exception of some months in year 3, to ensure that n did in fact constitute a sufficiently representative sample of N hunters. Readers should exercise caution when using the data collected during the summer of 1998 (year 3) since the potential for both sampling error and non-response bias increases as response rates fall.

Measurement issues and response error:
It was reported during the community consultations that some harvests, such as clams and mussels were under-reported. Further details are provided in the community feedback and other sources of data section below. Section 5.4 also contains a thorough discussion of this issue.

As seen in the recall period tables, with the exception of about five months in year 3, the vast majority of harvest records were collected within three months of the harvest, thereby minimizing recall error.

As noted in the comments associated with arctic char, below, there was commercial harvesting of char during the study. These fish would have been sold locally through the HTO or local store and were therefore included in the Harvest Study database.

Community feedback and other sources of data:

1. **Caribou:** Caribou harvesting consisted of barren-ground caribou.
2. **Polar bear:** Numbers displayed are not estimates but confirmed harvest numbers supplied by DSD (DSD PB).
3. **Wolf:** Harvest estimates in years 2 and 3 seem a little low. Estimates in years 4 and 5 look more accurate. Wolves are getting closer to the community; there is a summer den very close to the community (C.F.).
4. **Arctic fox:** Harvest estimates look accurate. Estimates were lower in year 3, because of the implementation of humane trapping standards (C.F.). DSD reports indicate that 27 arctic fox pelts were purchased from Cape Dorset hunters in 1999/2000 (year 4) and 47 were purchased in 2000/2001 (year 5) (note that DSD data are based on harvest years that run from July to June, whereas Harvest Study data are based on harvest years that run from June to May) (DSD FB). Harvest estimates that are somewhat higher than these numbers are felt to be accurate, given that not all pelts are sold.
5. **Harp seal:** There were very few harp seals around during the Harvest Study (C.F.).
6. **Walrus:** The mean harvest estimate seems low. The HTO Board felt that the average walrus harvest should be closer to 60 (C.F.).
7. **Narwhal:** Few narwhal were harvested during the study since there were very few around the community. Many more narwhal were harvested in the years prior to the study when they were more abundant (C.F.).
8. **Geese:** Harvest estimates for snow geese seem a little low in the latter years of the study. The number of geese (most species) seems to be increasing each year and harvest numbers should also be going up from year to year. Harvest estimates for Ross' and brant geese also appear low and the HTO Board speculated that hunters likely reported these species as Canada geese. Canada geese estimates seem more accurate (C.F.).
9. **Eggs:** *Goose and seagull eggs*: harvest estimates may be a little low but seem to be in the right range. These birds don't lay eggs near the community, so hunters do not harvest many (C.F.). *Duck eggs*: Again estimates may be a little too low but are in the right range. This harvest follows the ice conditions; explaining the low estimate in year 3. Common eider eggs are gathered to the east of the community (Saqva area) and sometimes hunters have difficulty accessing the area due to poor ice conditions (C.F.).
10. **Eider down:** People do harvest eider down; the estimates appear to be much too low. It is felt that many hunters did not report this harvest. It is not unusual for hunters to gather down from at least 100 nests, leaving some of the down in place in each nest. Down is not sold; it is used by local people (C.F.).
11. **Arctic char:** There was some commercial fishing during the Harvest Study. However, the fish were sold to the HTO or to the local store. It is felt that these commercial harvests were reported with the subsistence harvest and are included in the harvest estimates. Estimates seem accurate (C.F.).
12. **Sculpin:** Sculpin are harvested each year so data in year 5 indicating no reported harvests would appear to be inaccurate (C.F.).
13. **Clams:** People go clam digging every year. Hunters are told that they need to harvest clams in a sustainable manner. The year 2 estimate of about 15,000 looks reasonable. In years 3 to 5 the HTO Board suspects that the harvest was similar to year 2 but that some hunters stopped reporting since they were concerned that officials might limit this harvest (C.F.).
14. **Mussels:** Similar to the clam harvest, the mussel harvest should be consistent from year to year (C.F.).

6.1.2 ᓄᓇᓕᖕᓂ ᓴᖅᑭᑕᐅᔪᓂᒃ ᐅᖃᖃᑎᒌᒋᑎᑦ: ᑭᙵᐃᑦ

ᐊᓪᓚᒃᓴᓂᒃ ᓄᐊᑦᑎᓇᕝᕕᓐᓂᖅ ᓄᓇᓕᓚᒫᒃᓴᖕᓂ ᐱᒋᐊᓚᐅᖅᓯᒪᓚᓗᐊᖅᑎᓪᓗᒍ ᔪᓚᐃ 1996ᒥ, ᑭᖑᕙᓇᐊᖅᑕᐅᓯᕙᓚᐅᖅᑐᖅ ᑭᙵᖕᓂ ᑎᒍᒥᐊᖅᑕᐅᓴᐃᓐᓇᕈᓐᓇᖕᓂᖕᓂᓐᑦ ᐳᓚᕋᖅᑎᑦ ᐊᒻᒪᓗ ᐊᑎᓕᐅᕋᓱᐸᐸᒋᐊᖕᑦ ᐊᓯᕙᖅᑎᑦ. ᐊᓪᓚᑕᐅᓯᒪᔪᑦ ᐊᒡᒍᓯᐅᑉ ᓯᕗᓂᐊᒍᑦ ᐊᑐᖅᑕᐅᓚᐅᖕᑦᑐᑦ ᑐᙵᓚᐃᒋᔭᒃᓴᐅᓂᕋᖅᑕᐅᓚᐅᖕᒻᒪᑕ. ᐃᐱᓇ 2001ᒥ, ᑎᑎᖅᑲᒥᒃ ᑐᓂᔭᐅᓚᐅᖅᓯᒪᔪᑦ ᓄᓇᕗᒻᒥ ᐊᑐᓕᖅᑎᑦᓯᓂᕐᒧᑦ ᑲᑎᒪᔨᖕᑦ ᐊᔾᔨᖕᓂᒃ ᑐᓂᔭᐅᓪᓗᑎᒃ ᐊᕕᑦᑐᖅᓯᒪᔪᒥᑕ ᐆᒪᔪᓕᕆᔨᕐᔪᐊᖕᑦ ᓄᓇᓕᐅᓪᓗ ᐊᖑᓇᓱᑦᑐᓕᕆᔨᖕᑦ ᑐᓴᖅᑎᒋᐊᖅᑐᑦ ᐊᓪᓚᓯᒪᒋᐊᓕᑦ ᐱᑕᖃᖕᖕᒋᐊᖕᑦ. ᑎᑎᖅᑲᖅ ᖃᐅᔨᑎᑦᓯᓚᐅᖅᑐᖅ ᓄᓇᕗᑦ ᐆᒪᔪᓕᕆᔨᕐᔪᐊᖑᑦ ᖃᓄᖅᑑᕈᑎᖃᖅᐸᓂᕐᒥᓂᒃ ᐊᑲᐅᖕᖕᒋᓗᑎᖃᖅᓱᖕᖕᒐᑦ, ᓇᓗᓇᐃᔭᕋᓱᐸᐸᑦᑐᑦ ᐊᑐᖅᑕᐅᓂᖕᑦ ᓄᐊᑕᐅᓯᒪᔪᐃᑦ ᐊᓪᓚᒃᓴᐃᑦ ᒥᑦᓴᐅᓯᓇᓱᓕᕐᖕᒐᑦ ᑕᖅᑭᓄᑦ ᓇᕝᕝᕕᐅᓯᒪᖕᒋᑦᑐᓄᑦ. ᓄᓇᕗᒻᒥ ᐊᑐᓕᖅᑎᑦᓯᔾᔨᑦ ᓈᒻᒪᒃᓴᓚᐅᖅᑐᑦ ᐆᒪᔪᓕᕆᔨᕐᔪᐊᖑᑦ ᐱᓇᓱᐊᖅᓂᓇᓚᐅᖅᑕᒥᖕᓂᒃ ᐱᔾᔪᑕᐅᓚᐅᖅᑐᒧᑦ ᔫᓂ 2001ᒥ. ᑕᐃᒪᐃᖕᓂᖕᒐᓄᑦ, ᐊᓪᓚᓯᒪᔪᖅᑕᖃᖕᒋᑦᑐᖅ ᐅᑭᐅᑦ ᓯᕗᓪᓕᖅᐹᖕᒐᓂᑦ 1 ᑭᙵᖕᓂ. ᒥᑦᓴᐅᓯᕐᓯᕐᔪᓪᓗᒋᑦ ᐅᑭᐅᑦ ᐊᐃᑉᐸᖕᒐᓂᑦ 2, ᓈᓴᐃᓇᓱᓚᐅᖅᑐᑦ ᔫᓂᒧᑦ ᔪᓚᐃᒧᓪᓗ 1997ᒥ ᐊᑐᖅᑐᑎᒃ ᓈᓴᖅᑕᐅᑦᑐᒥᓂᕐ ᑭᖑᓂᐊᒍᑦ ᐅᑭᐅᓂ ᐱᖑᓯᓂᒃ ᑕᖅᑭᒋᔭᖕᒋᓐᓂᕐ.

ᖃᐅᔨᓴᖅᑕᐅᔪᑦ ᐋᖅᑭᐅᒪᓂᖕᒐ:

ᕿᒥᕐᕈᓂᖃᖅᑎᓪᓗᒍ ᐊᑎᓕᐅᖕᖕᒋᓗᐊᖅᐸᓪᓕᑦᑐᑦ ᐱᓪᓗᒋᑦ ᓄᓇᓕᑦ ᐳᓚᕋᖅᑕᐅᑎᓪᓗᒋᑦ ᖃᐅᔨᓚᐅᖅᑐᑦ 29 ᒦᑦᓵᓃᑦᑐᑦ ᐊᑎᖃᖃᑕᐅᓚᐅᖕᑦᑐᑦ ᖃᐅᔨᓴᖅᑕᖃᖅᑎᓪᓗᒍ. 29ᖕᒍᓚᐅᖅᑐᑦ ᐃᓄᐃᑦ - 13 ᐆᒪᔪᕐᓯᐸᐸᑦᑐᑦ ᖃᑯᑎᒃᑯᑦ, 13 ᑕᒫᓗᒃ ᐊᒻᒪᓗ ᐊᑕᐅᓯᖅ ᐊᒃᓯᒃᑉᓚᒃ. ᓇᓗᓇᐃᖅᑕᐅᓯᒪᒥᔪᖅ ᐊᑎᖃᖃᑕᐅᓚᐅᖕᖕᒋᑦᑑᖕᓂᒃ ᒪᕿᒃ ᐃᓅᖕᖕᒋᑦᑑᒃ ᐊᓯᕙᖅᑎᒃ ᐱᔪᖕᓇᐅᑎᑖᖅᓯᒪᓪᓗᑎᒃ - ᐃᓚᖕᒐᑦ ᖃᑯᑎᒃᑰᖅᐸᓪᓕᑦᑐᓂ ᐊᐃᑉᐸ ᑕᒫᓗᒃᑯᑦ ᐊᓯᕙᖅᑎᐅᕙᑦᑐᓂ. ᐅᖃᐅᓯᐅᒻᒪᑕ ᓈᓴᐅᑎᒥ 5.2.1 ᑕᒪᑐᒪ ᐊᑎᓕᐅᓇᖕᖕᒋᓗᐊᕈᑎᐅᑉ ᐱᒍᑕᐅᓂᖕᒐ ᐊᑦᑎᕙᓪᓕᑎᑦᓯᒪᒐᔭᖅᑐᐃᑦ ᐆᒪᔪᖅᑕᐅᕙᑦᑐᑦ ᖃᑦᓯᐅᕙᖕᖕᒋᖕᓂᒃ. ᓇᑉᐸᓪᓗᐊᖕᒋᑕ ᐅᖕᒐᑖᓄᑦ ᐊᑎᖃᖃᑕᐅᖕᖕᒋᑦᑐᐃᑦ ᐊᓯᕙᖅᑎᑦ ᐃᓱᒪᒋᔭᐅᓚᐅᖅᑐᑦ ᑕᒪᒃᑮᐸᓗᖕᖕᒋᖕᓂᒃ ᐊᓯᕙᖅᐸᑦᑐᑦ ᑕᒫᓗᒃ ᐊᒃᓯᒃᑉᓚᓗᖕᑦ. ᑕᐃᒪᐃᖕᖕᒐᓄᑦ, ᑕᒪᒃᑯᐊ 5%ᑐᐃᖕᐅᒐᓗᐊᕐᓗᑎᒃ ᐊᓯᕙᖅᑎᐅᔪᓚᒫᓂ (ᓇᓕᖅᑲᖅ 10), ᑕᒪᑦᓯᒪ ᐃᓚᓕᐅᓇᖕᖕᒋᓗᐊᕐᓂᐅᑉ ᐊᑦᑐᐃᓂᓇᒍᖕᖕᑕᖕᒐ ᓈᓴᖅᑕᐅᓯᒪᔪᓂᒃ ᐊᖕᒋᔪᑲᓪᓚᐅᒍᖕᖕᑐᖅ. ᐆᒪᔪᖅᑕᐅᕙᑦᑐᑦ ᒥᑦᓯᖕᒋᑦ ᐊᑎᖃᖃᑕᐅᖕᒋᑦᑐᓄᑦ ᒥᑦᓴᐅᓯᖅᑕᐅᔪᖕᖕᖕᖅᑐᑦ. ᒪᓪᓗᒋᑦ ᐆᒪᔪᖅᑕᐅᕙᑦᑐᑦ ᖃᑦᑎᐅᓴᔪᖕᖕᒋᖕᓂᒃ ᐊᑐᓂᑦ ᓂᕐᔪᑎᓄᑦ ᐊᒡᒍᖅᑐᓯᒪᖕᖕᒋᒍᑦ. ᑭᓯᐊᓂᓕ ᑕᒪᒃᑯᐊ ᒥᑦᓴᐅᓯᖅᑕᐅᓯᒪᔪᑦ, ᓇᒻᒥᒍᑦ ᑕᒪᖅᓯᒪᔪᖃᐅᖅᑐᑎᒃ ᐃᓚᓕᐅᓇᖕᖕᒋᓗᐊᖅᓯᒪᓪᓗᑎᑦᓗ, ᑭᖑᓪᓕᖅᐹᖅᓯᐅᑎᓄᑦ ᐅᑯᐊ ᓯᓚᑖᒍᓗᐊᖅᒪᑦ. ᐅᖃᓚᒫᖅᑐᑦ ᑐᐱᖅᓯᕈᓐᖅᑐᑦ ᐆᒪᔪᓕᕆᔨᕐᔪᐊᖑᖕᓂᑦ ᑕᒪᒃᑯᓇᖕᖕᒋᑦ ᓈᓴᖅᑕᐅᓯᒪᔪᓂᒃ.

ᖃᐅᔨᓴᖅᑕᐅᔪᑦ ᐊᒻᒪ ᐃᓚᓕᐅᓇᓴᐅᕙᖕᖕᒋᑦᑐᑦ ᑭᐅᖕᖕᒋᑦᑐᑦ:

ᑭᐅᕙᑦᑎᒋᓂᖕᖕᒋᑦ ᐱᓂᖃᖅᐸᓚᐅᖅᑐᑦ ᓈᒻᒪᑦᑐᒥᑦ ᐱᐅᔪᒻᒪᓇᒻᒧᑦ ᑕᖅᑭᓂ ᐅᓄᓂᖅᓴᓂᒃ ᐅᑭᐅᓂ ᑎᓴᒪᓂᒃ ᖃᐅᔨᓴᖅᓂᖃᖅᑎᓪᓗᒍ. ᑕᐃᒪᐃᖕᓂᖕᒋᑦᑑᒐᓗᐊᖅ ᐅᑭᐅᑦ ᐱᖑᔪᖕᖕᒐᓂ ᑭᐅᕙᑦᑐᑦ ᖃᑦᑏᓇᐅᓪᓗᐊᖃᓪᓚᓂᖕᖕᒋᓂᑦ ᐊᒻᒪᓗ ᑲᑕᕝᕙᓪᓕᐅᓂᖕᒐᒪᑕ ᓇᑉᐸᖕᒐᓂᒃ ᐊᒡᒍᖅᑕᐅᓂᖃᖅᑐᑦ ᐆᒪᔪᕐᓯᐸᐸᑦᑐᓂ ᐊᒃᓯᒃᑉᓚᒃ ᑕᒫᓗᓪᓗ ᑕᖅᑭᒐᓂᑦ. ᑕᑯᒐᒃᓴᐃᑦ ᓇᓕᖅᑲᒥ 9 ᑭᐅᑦᓴᐃᖕᓇᖅᐸᖕᖕᒋᑦᑐᑦ ᐱᔭᕇᓪᓗᑎᒃ ᑭᙵᖕᓂ ᐊᑦᑎᑦᑐᑯᓗᓚᐅᖅᑐᖅ, 0.8%ᒦᑦᑐᓂ, ᐃᓱᒪᒋᔭᐅᓚᐅᖅᑐᖅ ᐱᒍᑕᐅᑐᐃᖕᓇᓇᐊᖃᖕᖕᒐᓂᒃ ᑭᐅᕙᖕᖕᒋᑦᑐᑦ ᐃᓚᓕᐅᓇᔭᐅᖕᖕᒋᓗᐊᖕᖕᖕᖕᓂᒃ.

ᑭᐅᕙᑦᑎᒋᓂᖕᖕᒋᑦ ᖁᑦᑎᖕᓂᖕᖕᒋᑦ ᓈᒻᒪᒐᓱᒋᔭᐅᓚᐅᖅᑐᑦ ᐊᒻᒪᓗ ᑭᐅᕙᖕᖕᒋᑦᑐᑦ ᐃᓚᓕᐅᓇᔭᐅᕙᖕᖕᒋᖕᓂᖕᖕᒋᑦ ᐊᑦᑎᑦᑑᑦᓯᐊᖅᑐᓇᔭᐅᑦᓗᓂ ᐅᑭᐅᓚᒫᖕᖕᓂ ᖃᐅᔨᓴᖅᓂᖃᖅᑎᓪᓗᒍ, ᐱᖃᓯᐅᖕᖕᒋᑦᑐᒥᑦ ᑕᖅᑭᑦ ᐃᓚᖕᒋᑦ ᐅᑭᐅᖕᖕᒐᓂ 3, ᑭᐅᕙᖕᖕᒋᑦᑐᑦ ᑕᑯᑎᑦᓯᒍᑕᐅᑦᓯᐊᖅᑯᓪᓗᒋᑦ ᐊᖑᓇᓱᐸᐸᖕᒋᑦᑐᓂᒃ. ᐅᖃᓚᒫᖅᐸᑦᑐᑦ ᐅᔾᔨᖅᑐᓇᖅᖃᖅᑐᑦ ᐊᑐᕐᓂᐊᕈᓂᒃᔪᒃ ᐊᓪᓚᑕᐅᓯᒪᔪᐃᑦ ᓄᐊᑕᐅᓯᒪᔪᑦ ᐊᐅᔭᐅᑎᓪᓗᒍ 1998ᒥ (ᐅᑭᐅᖕᖕᒐᓂ 3) ᓄᐊᑕᐅᓯᒪᔪᑦ ᑕᒻᒪᖅᓯᒪᐅᖅᑐᑦ ᐊᒻᒪᓗ ᑭᐅᕙᖕᖕᒋᑦᑐᓂᒃ ᐃᓚᓕᐅᓇᖕᖕᒋᓗᐊᕐᓂᑦ ᐱᕙᓪᓕᐊᓲᖕᖕᒐᒻᒪᑕ ᑭᐅᕙᑦᑎᒋᓂᖕᖕᒋᑦ ᑲᑕᔾᔫᒻᒥᔭᕐᖕᖕᒐᑕ.

ᓱᖅᑯᐃᖅᓱᔾᔪᑎᓅᓕᖕᖕᒐᔪᑦ ᐊᒻᒪ ᑭᐅᔾᔪᑎᑦ ᑕᒻᒪᖅᓯᒪᐅᖅᑐᑦ:

ᐅᖃᐅᓯᐅᓚᐅᖅᑐᖅ ᓄᓇᓕᑦ ᐅᖃᖃᑎᒋᔭᐅᑎᓪᓗᒋᑦ ᑕᒪᒃᑯᐊ ᐆᒪᔪᖅᑕᐅᕙᑦᑐᑦ ᐃᓚᖕᒋᑦ, ᓱᕐᓗ ᐊᒻᒫᒪᔪᐃᑦ ᐅᕕᓗᐃᓪᓗ ᐅᖃᐅᓯᐅᖕᖕᒋᓗᐊᖅᐸᓪᕙᑦᑐᓂᕐᒥᓂᐅᓂᖕᖕᒋᖕᓂᒃ. ᓇᓗᓇᐃᔭᒃᑲᖕᖕᒋᑦ ᐃᓚᓕᐅᑎᓯᒪᔪᑦ ᓄᓇᓕᑦ ᑭᐅᔾᔪᑎᖕᖕᒋᖕᓂ ᐊᒻᒪᓗ ᐊᓯᖕᖕᒋᖕᓂᒃ ᐊᑦᓚᑕᐅᓯᒪᔪᓂᒃ ᐊᑎᑦᑎᖕᓂ. ᓈᓴᐅᑎᓃᑦᑐᖅ 5.4 ᐃᓗᖅᑲᐅᖅᑐᖅ ᐅᖃᖃᑎᒌᖕᓂᐅᓯᒪᔪᓂᒃ ᑕᒪᓇ ᐱᓪᓗᒍ.

ᑕᑯᑎᑦᓯᒻᒪᑕ ᐃᖅᑲᐅᒪᔭᐅᕙᑦᑐᑦ ᐊᑯᓂᐅᑎᒋᕙᖕᖕᒋᑕ ᓇᓕᖅᑲᖕᖕᒋᖕᓂ, ᑕᖅᑭᑦ ᑕᓪᓕᒪᑦ ᐱᖃᓯᐅᖕᓇᒋᑦ ᐅᑭᐅᖕᖕᒐᓂ 3, ᐅᓄᓂᖅᓴᒻᒪᓇᑦ ᐆᒪᔪᖅᑕᐅᔪᒥᓂᕐᓄᑦ ᐊᓪᓚᓯᒪᔪᐃᑦ ᓄᐊᑕᐅᕙᑦᑐᒥᓂᐅᔭᑦ ᑕᖅᑭᑦ ᐱᖑᓯᑦ ᑐᖑᒍᑦ ᐆᒪᔪᓚᐅᖅᑐᒥᓂᐅᑎᓪᓗᒋᑦ, ᐳᐃᒍᔾᔭᐃᒃᑯᑎᐅᓂᖅᓴᐅᓪᓗᓂ.

ᓇᓗᓇᐃᖅᑕᐅᒻᒪᑦ ᐅᖃᐅᓯᒃᓴᐅᔪᓂ ᐃᖃᓗᐃᑦ ᐱᓪᓗᒋᑦ, ᓂᐅᕐᕈᑎᑦᓴᓂᒃ ᐃᖃᓗᓴᓯᑦᑐᖃᖅᑕᓚᐅᖅᑐᖅ ᖃᐅᔨᓴᖅᓂᖃᖅᓂᖕᒐᓂ. ᑕᒪᒃᑯᐊ ᐃᖃᓗᐃᑦ ᓂᐅᕐᕈᑕᐅᔪᓴᐅᕙᖕᖕᖅᑐᑎᒃ ᓄᓇᓕᒻᒥ ᐊᖑᓇᓱᑦᑐᓕᕆᔨᒃᑯᑎᒍᑦ ᓂᐅᕕᖕᖕᒃᑯᓐᖕᖕᓂᑦ ᐊᒻᒪᓗ ᑕᐃᒪᐃᒻᒪᑦ ᐱᖃᓯᐅᑎᓴᐅᓯᒪᕗᑦ ᖃᐅᔨᓴᖕᓂᒃᑯᑦ ᐊᓪᓚᑕᐅᓯᒪᔪᓂ.

ᓄᓇᓕᒻᒥ ᑭᐅᔾᔪᑎᑦ ᐊᒻᒪᓗ ᐊᓯᖏᑦ ᐊᓪᓚᑕᐅᓯᒪᔪᑦ:

1 **ᑐᒃᑐᐃᑦ:** ᑐᒃᑐᐃᑦ ᓇᐹᖅᑐᖏᑦᑐᒥᐅᑕᑦ

2 **ᓇᓄᐃᑦ:** ᓈᓴᐅᑎᑦ ᑕᐊᔭᒃᓴᐅᔪᑦ ᒥᑦᓴᐅᓯᕈᑎᑐᐃᓐᓇᐅᖏᑦᑐᑦ ᑭᓯᐊᓂ ᓈᓴᖅᑕᐅᓯᒪᓪᓚᑦᑖᖅᑐᑦ ᓄᓇᕗᑦ ᒐᕙᒪᒃᑯᑦ ᐃᑯᐱᕝᕕᓕᓇᔾᑯᖏᖏᓐᓄᑦ (DSD PB).

3 **ᐊᒪᕈᖅ:** ᐆᒪᔪᖅᑕᐅᕙᑦᑐᑦ ᖃᑦᑎᐅᓂᖏᑦ ᐅᑭᐅᖓᓐᓂ 2 ᐊᒻᒪ 3 ᐊᑦᑎᓗᐊᕋᔪᖅᑰᔾᔪᑦ. ᖃᑦᑎᐅᓂᖏᑦ ᐅᑭᐅᖓᓐᓂ 4 ᐊᒻᒪ 5 ᒥᑦᑎᖃᑦᑎᐊᖅᑰᔾᔪᓪᓗᑎᒃ. ᐊᒪᖅᑯᑦ ᖃᓂᓪᓕᕙᓪᓕᐊᓂᕋᖅᑕᐅᔪᑦ ᓄᓇᓕᒻᒧᑦ; ᐊᐅᔭᒃᑯᑦ ᑎᓯᖃᕋᔪᖅ ᖃᓂᒋᔭᑯᓗᐊᓂᒃ ᓄᓇᓕᐅᑦ (C.F.).

4 **ᑎᓇᒐᓂᐊᖅ:** ᐆᒪᔪᖅᑕᐅᕙᑦᑐᑦ ᖃᑦᑎᐅᓂᖏᑦ ᓇᓕᒧᑦᑎᐊᖅᑑᔾᔭᖅᑐᑦ. ᓈᓴᖅᑕᐅᓯᒪᔪᑦ ᐊᑦᑎᓂᖅᓴᐅᓚᐅᖅᓯᒪᔪᑦ ᐅᑭᐅᖓᓐᓂ 3 ᐊᑐᓕᖅᑎᑕᐅᓚᐅᖅᓂᖏᓐᓄᑦ ᒥᑭᒋᔾᔪᓯᐅᔾᑯᔭᐅᓚᖅᑐᐃᑦ (C.F.). ᐃᑯᐱᕝᕕᓕᓇᔾᑯᑦ ᐅᓂᒃᑳᖏᑦ ᓇᓗᓇᐃᓇᓯᒪᔪᑦ 27ᓂᒃ ᑎᓇᒐᓂᐊᔭᓂᒃ ᓂᐅᕕᕝᕕᐅᓚᐅᔾᓂᖏᓐᓂᒃ ᑭᓐᖓᕝᓂ ᐊᖑᓇᓱᑦᑎᐅᔪᐃᑦ 1999-2000ᒥ(ᐅᑭᐅᖓᓐᓂ 4) ᐊᒻᒪ 47ᓂᒃ ᓂᐅᕕᖅᑐᑎᒃ 2001-2002ᒥ (ᐅᑭᐅᖓᓐᓂ 5) (ᖃᐅᔨᒪᒋᑦ ᐃᑯᐱᕝᕕᓕᓇᔾᑯᑦ ᓈᓴᐅᑎᖏᑦ ᒪᓕᒻᒪᑦ ᐱᒋᐊᕝᕕᖅᑐᒥᒃ ᔪᓚᐃᒥᑦ ᔫᓂᒧᑦ, ᖃᐅᔨᓴᕝᓂᒧᓪᓕ ᐊᓪᓚᑕᐅᓯᒪᔪᐃᑦ ᒪᓕᒻᒪᑦ ᐱᒋᐊᕝᕕᒋᓪᓗᒍ ᔫᓂᒥᑦ ᒪᐃᒧᑦ) (DSD FB). ᐆᒪᔪᖅᑕᐅᕙᑦᑐᑦ ᖃᑦᑎᐅᓂᖏᑦ ᐅᓄᕝᓂᖅᓴᐅᕝᔪᒃᑐᑦ ᑖᒃᑯᓐᖓᑦ ᓈᓴᐅᑎᓂᒃ ᒥᑦᑎᖃᑦᑎᐊᕋᓯᒋᔭᐅᔪᑦ, ᑎᓇᒐᓂᐊᔭᐃᑦ ᓂᐅᕕᖅᑕᐅᔪᐃᓐᓇᐅᓯᒪᖏᒃᑲᓗᐊᖅᑐᑎᒃ.

5 **ᖃᐃᕈᓕᑦ:** ᖃᐃᕈᓕᕈᑦᑐᒻᒪᓇᐅᓚᐅᖅᑐᖅ ᖃᐅᔨᓴᕝᓂᖃᕝᓂᓕᒫᖓᓂ (C.F.).

6 **ᐊᐃᐃᑦ:** ᐆᒪᔪᖅᑕᐅᒻᒍᔪᒃᑐᑦ ᖃᑦᑎᐅᓂᖏᑦ ᐊᑦᑎᓗᐊᖅᑰᔾᔪᑦ, ᐊᖑᓇᓱᑦᑐᓕᓇᔾᑦ ᑲᑎᒪᔨᖏᑦ ᐃᓱᒪᖃᓚᐅᖅᑐᑦ ᐊᐃᕝᕝᑦᑕᐅᒻᒍᔪᒃᑐᐃᑦ ᖃᑦᑎᐅᓂᖏᑦ ᖃᓂᑦᓴᓂᖅᓴᐅᔪᑦᓴᐅᓂᖏᓐᓂᒃ 60ᒧᑦ(C.F.).

7 **ᑑᒫᓕᑦ:** ᖃᑦᑏᓐᓇᐃᑦ ᐊᓪᓚᓐᖓᒍᐊᑦ ᐱᔭᐅᓚᐅᖅᑐᑦ ᖃᐅᔨᓴᕝᓂᖃᖅᑎᓪᓗᒍ ᐱᑕᖃᑦᑎᐊᖅᐸᓚᐅᖏᓐᓂᖓᓄᑦ ᓄᓇᓕᐅᑦ ᖃᓂᒋᔭᖓᓂ. ᐅᓄᕝᓂᖅᓴᖃᕝᓂ ᑑᒫᓕᑦ ᐱᔭᐅᕙᓚᐅᓐᓂᕐᒥᔪᒫᓗᐊᑦ ᐅᑭᐅᓂ ᖃᐅᔨᓴᕝᓂᖃᓚᐅᖅᑎᓐᓇᒍ ᓱᓕ ᐊᑐᐃᓐᓇᐅᓂᖅᓴᐅᕙᑦᑎᓪᓗᒋᑦ. (C.F.).

8 **ᓂᕐᓕᑦ:** ᐆᒪᔪᖅᑕᐅᕙᑦᑐᑦ ᖃᑦᑎᐅᓂᖏᑦ ᖃᖑᕐᓄᑦ ᖃᑦᑏᓐᓇᐅᓗᐊᒐᓛᖅᑰᔾᔪᑦ ᐅᑭᐅᑦ ᑭᖑᓪᓕᖅᐸᖏᓐᓂ ᖃᐅᔨᓴᕝᓂᐅᑦ. ᖃᖑᐃᑦ ᖃᑦᑎᐅᓂᖏᑦ (ᓂᕐᔪᑎᒐᓴᐃᓪᓗ) ᐅᓄᖅᓯᕙᓪᓕᐊᖅᑰᖅᐸᓯᒪᓕᕐᒪᑦ ᐊᕐᕌᒍᑕᒫᑦ ᑕᐃᒪᐃᓐᒻᒪᑦ ᖃᖑᖅᑕᐅᕙᑦᑐᐃᑦ ᐅᓄᖅᓯᕙᓪᓕᐊᒐᔭᖑᐊᖅᑐᑎᒃ ᐅᑭᐅᑕᒫᑦ. ᖃᕈᔾᔪᐃᑦ ᐊᒻᒪᓗ ᓂᕐᓂᕐᓇᐃᑦ ᐱᔭᐅᕙᑦᑐᑦ ᖃᑦᑎᓇᐅᖅᑰᔾᔪᒻᒥᔪᑦ ᐊᒻᒪᓗ ᖃᕝᒋᔭᖃᓚᐅᖅᑐᑎᒃ ᐊᖑᓇᓱᑦᑐᓕᓇᔾᑦ ᖃᑦᑎᓇᐅᖅᑰᔾᔪᑦ ᑕᒪᒃᑯᐊ ᐊᖑᓇᓱᐸᑦᑐᑦ ᐅᖃᐅᓯᖃᓕᕐᖓᒥᒃ ᐃᓚᓕᐅᑎᑐᐃᓐᓇᓱᖑᒋᐊᖏᓐᓂᒃ ᓂᕐᓕᑦᑕᒥᓂᕐᒥᓄᑦ. ᑕᒪᒃᑯᐊ ᓂᕐᓕᑦ ᐅᓗᐊᒍᓪᓕ ᐱᔭᐅᕙᑦᑐᑦ ᖃᑦᑎᐅᓂᖏᑦ ᓇᓚᐅᒃᓯᒪᑦᑎᐊᖅᑰᔾᔪᑦ(C.F.).

9 **ᒪᓐᓂᑦ:** ᑲᖑᐃᑦ ᓇᐅᔭᐃᓪᓗ ᒪᓐᓂᖏᑦ: ᐱᔭᐅᕙᑦᑐᑦ ᖃᑦᑎᓗᐊᕋᔾᔪᑦᑐᐃᓐᓇᓇᐊᓕᒃ ᑭᓯᐊᓂ ᒥᑦᓴᐅᓚᓗᒃᑑᔾᔭᖅᑐᖅ. ᑎᒻᒥᐊᑦ ᐃᕙᕙᖏᒻᒪᑕ ᓄᓇᓕᐅᑦ ᖃᓂᒋᔾᔭᓂ ᑕᐃᒪᐃᒻᒪᑦ ᐊᖑᓇᓱᒃᑎᓄᑦ ᐱᔭᐅᓪᓗᐊᖅᑦᑎᑦᑐᑦ (C.F.). *ᒥᑎᑦ ᒪᓐᓂᖏᑦ:* ᓱᓕᓗ ᖃᑦᑎᐅᓂᖏᑦ ᐱᔭᐅᕙᑦᑐᑦ ᐊᑦᑎᓗᐊᑐᐃᓐᓇᓇᐊᖃᖅᑐᖅ ᑭᓯᐊᓂ ᒥᑦᓵᔾᓕᓗᑦᑐᖅ. ᒥᑎᑦ ᒪᓐᓂᖏᑦ ᐱᔭᐅᔪᓐᓇᑦᑐᑦ ᓱᑯ ᖃᓄᐃᓗᐊᖏᑦᑕᑦᖓᑦ; ᐱᔾᔪᑕᐅᖅᑰᖅᑐᖅ ᖃᑦᑏᓐᓇᐅᓚᐅᖅᓯᒪᓂᖏᓐᓂᒃ ᐱᔭᐅᔪᒥᓂᑦ ᐅᑭᐅᖓᓐᓂ 3. ᒥᑎᑦ ᒪᓐᓂᑦᑕᐅᕙᑦᑐᑦ ᓄᓇᓕᐅᑦ ᑲᓇᓐᖓᖓᓂ (ᓴᕝᕙᐅᑦ ᐃᓚᖓᓂ) ᐊᒻᒪᓗ ᐃᓛᓐᓂᑦ ᑎᑭᑦᓱᓐᓇᕝᕕᓐᓇᕝᕕᖅᑐᑦᑐᓂᒻᔪᒃ ᓱᑯᓗᒃᑐᒥᓂᐅᔾᔭᖅᑐᖅ. ᒥᑎᑦ ᒪᓐᓂᖏᑦ ᐱᔭᐅᔪᓐᓇᑦᑐᑦ ᓱᑯ ᖃᓄᐃᓗᐊᖏᑦᑕᑦᖓᑦ; ᐱᔾᔪᑕᐅᖅᑰᖅᑐᖅ ᖃᑦᑏᓐᓇᐅᓚᐅᖅᓯᒪᓂᖏᓐᓂᒃ ᐱᔭᐅᔪᒥᓂᑦ ᐅᑭᐅᖓᓐᓂ 3. ᒥᑎᑦ ᒪᓐᓂᑦᑕᐅᕙᑦᑐᑦ ᓄᓇᓕᐅᑦ ᑲᓇᓐᖓᖓᓂ (ᓴᕝᕙᐅᑦ ᐃᓚᖓᓂ) ᐊᒻᒪᓗ ᐃᓛᓐᓂᒃᑯᑦ ᑎᑭᑦᓱᓐᓇᕝᕕᓐᓇᕝᕕᖅᑐᑦᑐᓂᒻᔪᒃ ᓱᑯᓗᒃᑐᒥᓂᐅᔾᔭᖅᑐᖅ (C.F.).

10 **ᖁᓂᕈᐃᑦ:** ᐃᓄᐃᑦ ᖁᓂᕈᖅᑕᓱᖑᔪᑦ; ᐱᔭᐅᕙᑦᑎᒋᓂᖏᑦ ᐊᑦᑎᓗᐊᖅᑰᔾᔪᑦ. ᐃᓱᒪᒋᔭᐅᔪᖅ ᐅᓄᖅᑐᑦ ᐊᖑᓇᓱᑦᑎᑦ ᐅᖃᐅᓯᖃᖅᐸᓚᐅᖅᑐᖅᓂᖏᓐᓂᒃ ᑕᒪᒃᑯᓂᖓ. ᑲᒪᓇᕋᔭᖏᑦᑐᖅ ᐊᖑᓇᓱᑦᑎᑦ ᖁᓂᕈᖅᑕᕈᓐᓇᑦᑎᐊᕐᓂᖏᑦ 100ᓂᑦ ᐃᕙᕙᐅᔪᓂᒃ, ᐊᑕᖏᖏᒐᓗᐊᕐᓗᒋᑦ ᐊᑐᓂᑦ. ᖁᓂᕈᐃᑦ ᓂᐅᕕᐊᑦᓴᓇᔭᐅᕙᓐᖏᑦᑐᑦ; ᓄᓇᓕᓐᓂᑦ ᐊᑐᖅᑕᐅᓱᖑᔪᑦ (C.F.).

11 **ᐃᖃᓗᐃᑦ:** ᐃᓚᖏᓐᓂᒃ ᐃᖃᓗᒐᓱᑦᑐᖃᖅᐸᓚᐅᖅᑐᖅ ᓂᐅᕈᑎᒃᓴᓂᒃ ᖃᐅᔨᓴᕝᓂ-ᖃᖅᑎᓪᓗᒍ. ᑭᓯᐊᓂ, ᐃᖃᓗᐃᑦ ᓂᐅᕈᑎᒃᓴᓇᔭᐅᕙᓚᐅᖅᑐᑦ ᐊᖑᓇᓱᒃᑐᓕᓇᔾᒃᑯᖏᓐᓂᑦ ᓂᐅᕕᕝᕕᖅᑎᒥᓐᓂᕐᓂᑦ. ᐃᓱᒪᒋᔭᐅᔪᖅ ᑕᒪᒃᑯᐊ ᓂᐅᕈᑎᑦᓴᓕᐊᖑᕙᑦᑐᑦ ᐅᖃᐅᓯᐅᖃᓯᐅᑎᔭᒥᓂᐅᒋᐊᖏᑦ ᓂᕈᒃᓴᑖᖑᕙᑦᑐᐃᑦ ᓈᓴᖅᑕᐅᓯᒪᓂᖏᓐᓂᑦ. ᖃᑦᑎᐅᓂᖏᑦ ᐃᖃᓗᒃᑕᐅᕙᑦᑐᑦ ᓇᓚᐅᑦᓯᖅᑰᔾᔪᑦ (C.F.).

12 **ᑲᓇᔪᐃᑦ:** ᐊᕐᕌᒍᑕᒫᑦ ᑲᓇᔪᐃᑦ ᐱᔭᐅᕙᑦᑐᑦ ᑕᐃᒪᐃᒻᒪᑦ ᐊᓪᓚᑕᐅᓯᒪᔪᐃᑦ ᐅᑭᐅᖓᓐᓂ 5 ᐅᖃᐅᓯᐅᓯᒪᖅᑰᑦᑑᓂᖅᑎᓪᓗᒋᑦ ᑲᓇᔪᖅᑕᐅᕙᑦᑐᑦ ᑕᒻᒪᖅᓯᒪᖅᑰᔾᔪᖅ (C.F.).

13 **ᐊᒻᒫᒪᔪᑦ:** ᐃᓄᐃᑦ ᐊᒻᒫᒪᔪᒐᓱᐸᑦᑐᑦ ᐊᕐᕌᒍᑕᒫᑦ. ᐊᖑᓇᓱᑦᑎᑦ ᐅᖃᐅᑎᔭᐅᕙᑦᑐᑦ ᐊᒻᒫᒪᔪᒐᓱᐸᑦᑐᓂᑦ ᓄᖑᑦᑎᓗᐊᖅᑕᐃᓗᓗᑎᒃ. ᐅᑭᐅᖓᓐᓂ 2 ᐊᒻᒫᒪᔪᖅᑕᐅᔪᒥᓂᑦ 15,000 ᓈᒻᒪᑦᑑᔾᔭᖅᑐᖅ. ᐅᑭᐅᖏᓐᓂ 3ᒥᑦ 5ᒧᑦ ᐊᖑᓇᓱᑦᑐᓕᓇᔾᒃᑯᑦ ᑲᖏᒋᔭᖃᖅᑐᑦ ᐊᒻᒫᒪᔪᖅᑕᐅᔪᒥᓂᑦ ᐊᔾᔨᐸᓗᒋᓚᐅᓇᐊᖏᓐᓂᒃ ᐅᑭᐅᒧᑦ 2 ᑭᓯᐊᓂ ᐃᓚᖏᑦ ᐊᖑᓇᓱᑦᑎᑦ ᐅᖃᐅᓯᖃᖅᐸᒍᓐᓂᕐᒪᑦ ᐃᓱᒪᓗᒧᑦ ᐱᓕᓇᔾᑦ ᑭᒡᓕᓕᐅᓇᓇᓱᑐᐃᓐᓇᓇᐊᖃᖅᓂᖏᑦ ᐱᔭᐅᕙᓐᓂᖏᓐᓂᒃ ᑕᒪᒃᑯᐊ (C.F.).

14 **ᐅᕕᓗᐃᑦ:** ᐊᒻᒫᒪᔪᖅᑕᐅᕙᑦᑐᑎᑦ, ᐅᕕᓗᒃᑕᐅᕙᑦᑐᐃᑦ ᐊᔾᔨᑦᓴᐃᓐᓇᕋᔭᓐᓇᖑᐊᖅᑐᑦ ᐊᕐᕌᒍᑕᒫᑦ (C.F.).

6.1.2 Nunani Iniktikhimayut Ukauhiit: Kinngait

Katitikhimayut katitiguait tamamivyak nunani pilikhimayut Julymi 1996mi, Kinngaini kinguvakhimayut ayokhakhimagamik nunani havaktikhaminik ovalo titigaktakhainik umayukhiuktit. Katitikhimayut pitinagit Augustmi 1997mi naamagiyaungitut ovalo atungitut. Aprilmi 2001, titikamik titigakhimayut Nunaumi Iniktiligiyit Katimayigalaanut ovalo aatjikutaanik tunihimayut RWOkunut ovalo HTOkunut tuhaktitivlugit pihimaitut katitikhimayut. Titigak takuyauhimayuk NWMBkut piyait ayokhagutimik, titigakhimaplutik atugutikhainik katitigutainik katitikhimayunik naunaiyakhimayut pihimaitut tatkikhiutini. Nunavumi Iniktiligiyit Katimayigalaat angikhimayut NWMBkut atuniaktait ihumagiyaminut Junemi 2001. Taimaimat, pikangituk katitikhimayunik (n/d) takuyauhimayut ukiungani 1 Kinngaini. Pinahuakhuni naunaiyautainik tamaat ukiuni umayukhiukhimayut ukiumi 2mi, naunaiyautait Junemi ovalo Julymi 1997 pihimayut naunaiyakhugit angitkiyait umayukhiukhimayut aatjikutaini tatkikhiutini pingahuni ukiuni katitikhimayut katitigutaini.

Ihivgiukhimayut Iniktigutait:
Ihivgiufaakhimayut ataani naunaiyakhimayut nunani pulaakhimatitlugit takuhimayut 29kuyut umayukhiuktit titigaktauhimaitut Umayukhiukhimayut Ihivgiugutaini. 27kuyut tahapkoa Inuinauyut – 13kuyut ilaani umayukhiukpaktut 13kuyut umayukhiukataktut ovalo atauhik umayukhiunginaktuk. Naunaituk malguuk Inuinaungituk umayukhiuktit tuniyauhimayut umayukhiugutnik inminiigutinik titigaktauhimaitut – atauhik ilaani umayukhiukpaktuk ovalo atauhik umayukhiukataktuk. Ukakhimayut ilangani 5.2.1, ikpinaguait hamna ataani naunaiyakhimayut pivaktuk ataanut ihumagiyaini umayukhiukhimayut naunaiyautaini. Kitkani titigaktauhimaitut umayukhiuktit umayukhiuktaktut ovaluniit umayukhiukatainaktut. Taimaimat, hapkoa umayukhiuktit ilauyut 5%mik tamaat umayukhiuktinit (ikpatauyak 10), ikpinagutait hamna ihumagiyaini umayukhiukhimayut naunaiyautaini angiyuuyut. Umayukhiukhimayut naunaiyautait titigakhimaitut umayukhiuktit naunaiyakhimayut angiyunik umayukhimayainik amigaitjutaini tamamik umayunik aviktukhimayuni. Kihimi hapkoa naunaiyautit pihimayut ihuinaagutainik ovalo ihumagiyainik avataaniimatat hamani Iniktigutaani Tuhaktakhat. Taiguaktut pilaaktut NWMBkunit piyumagumik iniktigutait hapkoa naunaiyautainik.

Ihivgiukhimayut pihimayut ovalo kiuyuitut ihumagiyait:
Kiuhimayut naunaiyautait nakuuyut ilangit nakuukpiakhutik ilangini tatkikhiutini hitamani ukiuni Umayukhiukhimayut Ihivgiuktitlugit. Kihimi auyami ukiumi 3mi kiuhimayut naunaiyautait mikhihimayut ovalo katakhutik ataanut 50%mut umayukhiukataktuni ovalo umayukhiukatainaktuni aviktugutaini amigaivyaktut tatkikhiutini. Takuyaulaaktut ikpatauyami 9mi, pikataktut kiuyuitut naunaiyautaini Kinngaini ataanungakhimayuk 0.8%mut ovalo ihumagiyaungituk pilaaktuni pihimayuni kiuyuitut ihimagiyaini.

Kiuhimayut naunaiyautait ihumayut angiyuuyut ovalo kiuyuitut ihimagiyait mikiyut tamamik ukiuni ihivgiuktitlugit, kihimi ilangit tatkikhiutini ukiumi 3mi, piplutik nmi pihimayut naamaktut naunaiyautaini Nmi umayukhiuktini. Taiguaktut atuktukhat ihumagilugit atuligumik katitikhimayut katitiguait auyami 1998mi (ukiumi 3) pilaamata tamamik uktugutit ihuinaagutait ovalo kiuyuitut ihumagiyait angilivamata kiuhimayut naunaiyautait katagaagata.

Atugutingit ihumagiyait ovalo kiuhimayut ihuinaagutait:
Tuhaktitihimayut nunani ukakatihimaplugit ilangi umayukhiukhimayut, ilangi uvilut ovalo uviluvaluit ataani tuhaktitihimayut. Titigakhimayut tuhagutikhait nunani ukakhimayaini ovalo aalat atukhimayut katitikhimayuni ilangani hamani. Ilangani 5.4 pihimayut ukautitiagutaini hamani ihumagiyauyuni.

Takuyaulaat utiktihimayuni ikpatauyami, kihimi talimat tatkikhiutit ukiumi 3, amigaitut umayukhiukhimayut titigakhimayut katitikhimayuni iluani pingahut tatkikhiutini umayukhimayut, taimaimat mikinikhaaaguyut utiktihimayut ihuinaagutaini.

Titigakhimayuni ukakhimayuni mikhaanut ikaliviit hamani, kinauyaliugutauyut umayukhiukhimaut ikaliviit ihivgiukhimatitlugit. Hapkoa ikaluit niuviktauhimayut nunamini HTOkunut ovaluniit nunamini niuvikvimi ovalo ilauhimayut Umayukhiukhimayut Ihivgiukhimayut katitikhimayuni.

Nunanit Ukakhimayut ovalo aalat pihimayaini katitikhimayuni:

1. **Tuktut:** Tuktut umayukhiukhimayut nunani tuktuit.
2. **Nanuit:** Amigaitjutait takuyauhimayut naunaiyautaungitut kihimi pihimayut amigaitjutait pihimayut DSDkunit (DSD PB).
3. **Amagut:** Umayukhimayut naunaiyautait ukiumi 2mi ovalo 3mi mikiyut. Naunaiyautait ukiumi 4mi ovalo 5mi naamaktut. Amaguit kaliliktut nunamut, auyami ivavikaligamik haniani nunami (C.F.).

4 **Tigiganiat:** Umayukhiukhimayut naunaiyautait naamaktut. Naunaiyautait mikiyut ukiumi 3mi, atulikhimagamik nutaanik nanigianik (C.F.). DSDkut tuhaktitihimayut 27kuyut tigiganiat amiit niuviktauhimayut Kinngainit umayukhiuktinit 1999/2000mi (ukiumi 4) ovalo 47kuyut niuviktauhimayut 2000/2001mi (ukiumi 5) (nalungilutit DSDkut katitikhimayut atukhimayut umayukhiukhimayut ukiungit Julymit Junemut, Umayukhiukhimayut Ihivgiukhimayut pivaktut Junemit Maymut (DSD FB). Umayukhiukhimayut naunaiyautait angiyut tahapkonanga amigatjutainit ihumayut naamaktut, nalunginami tamamik amiit niuvitauyuitut.

5 **Qairulik:** Ikitpiaktuk tikhait natiit umayukhiukhimayut ihivgiutitlugit (C.F.).

6 **Akviit:** Angitjutait umayukhiukhimayut naunaiyautait mikiyut. HTOkut katimayiit ihumayut kitkaniitut aiviit umayukhiukhimayut 60nut kanitkiyauyukhat (C.F.).

7 **Tugaaliit kilalugat:** Ikitut tugaaliit kilalugat umayukhiukpaktut ihivgiuktitlugit ikitpiamata haniani nunami. Amigaitut umayukhiukhimayut ukiuni pitinagit ihivgiuktut amigaituugaluamata. (C.F.).

8 **Uluaguliit:** Umayukhiukhimayut naunaiyautait kanguni mikiyut iniktiligutaini ukiut ihivgiuktuni. Amigaitjutait uluaguliit (tamamivyak uluaguliit) amigailiktut tamaat ukiuni ovalo umayukhiukhimayut amigaitjutait amigailiktukhat ukiuk tamaat. Umayukhiukhimayut naunaiyautait nikliniit ovalo niklinavaluit mikiyut ovalo HTOkut katimayiit ihumayut umayukhiuktit tuhaktitihimayut hapkoa tingmiat uluagulinik. Uluaguliit naunaiyautait naamaktut (C.F.).

9 **Maniit:** Uluaguliit ovalo nauyat maniit: katitikhimayut naunaiyautait mikiyut kihimi naamakhiliktut. Hapkoa tingmiat manikayuitut haniani nunaini, taimaimat umayukhiuktit katitiyuitut amigaitunik (C.F.). *Tingmiat maniit:* Ilaa naunaiyautait mikiyut kihimi naamakhiliktut. Hamna umayukhiukhimayut malikpaktut hikumik kanugitaakhainik, ukakhimayut ikitut naunaiyautait ukiumi 3mi. Mitiit maniit katitikpaktut kivataani nunamit (Saqvami) ovalo ilaani umayukhiuktit ayokhakpaktut tikitaami nunat hikut nakuugitkaagat (C.F.).

10 **Tingmiat kiviungit:** Inuit katitikpaktait tingmiat kiviungit, naunaiyautait mikivalaaktut. Ihumayut amigaitut umayukhiuktit tuhaktitiyuitait katitigutainik. Nalunaituk umayukhiuktit katitivaktut kiviunik 100nit ivavinit, kimakpakhutik ilanganik kiviunik ivavini. Kiviut niuviktauyuituk; atuktauvaktut nunani Inuni (C.F.).

11 **Ikaliviit:** Ilaani kinauyaligutinik ikalukhiukpaktut Umayukhiukhimayut Ihivgiukhimatitlugit. Kihimi, ikaluit niuviktauvaktut HTOkunut ovalo nunamini niuvikvinut. Ihumayut hapkoa kinauyaliugutit ikalukhiutuni tuhaktitihimayut atuktaktaini umayukhiukhimayunut ovalo ilauyut umayukhiukhimayuni naunaiyautainut. Naunaiyautit naamaktut (C.F.).

12 **Kanayuit:** Kanayuit umayukhiukpaktut tamamik ukiuni, katitikhimayut ukiumi 5mi titigakhimayut umayukhiungitut tuhaktitiyuni ihuinaakhimayuk (C.F.).

13 **Uviluit:** Inuit uvilukhilikpaktut tamaat ukiuni. Umayukhiuktit ukautauvaktut umayukhiuktakhait uvilut atuktakhaini pilutik. Ukiumi 2mi naunaiyautait 15,000nik pihimayut naamaktuk. Ukiui 3mit 5mut, HTOkut katimayiit ihumayut umayukhiukhimayait aatjikutauyuk ukiumi 2mut kihimi ilangit umayukhiuktit nutkakhimayut tuhaktitihimayunik ihumaligamik maligaliuktit keelininianahuakhimaplutik hamna umayukhiutaktainik (C.F.).

14 **Uviluvaluit:** Aatjikutaatut uviluni umayukhiukhimayut, aomauyaktut umayukhiukhimayut aatjikiiktukhat ukiuni tamaat (C.F.).

TABLE/ᓇᓗᓇᐃᔭᐅᑦ/NAUNAIKUTA 55

Monthly harvest estimates — **Year 1 (June 1996 - May 1997)**

ᑕᕿᑕᒫᑦ ᐊᖑᔭᓄᑦ ᓇᓚᐅᑦᓴᕈᑏᑦ — **ᐊᒻᕋᒍ 1 (ᔫᓂ 1996 - ᒪᐃ 1997)**

Tatkiktamat nahaktauvaktun — **Ukiunga 1 (June 1996 - May 1997)**

Month/ᑕᕿᖓ/Tatkia			JUN ᔫᓂ	JUL ᔪᓚᐃ	AUG ᐊᐅᒻᒍᕐᑎ	SEP ᓱᑎᒻᐱᓇ	OCT ᐅᑦᑐᐱᓇ	NOV ᓄᓇᒻᐱᓇ	DEC ᑏᓯᒻᐱᓇ	JAN ᒣᓐᓄᐊᓇ	FEB ᓈᕝᕗᐊᓇ	MAR ᒫᔪ	APR ᐃᑦᓇᓕ	MAY ᒪᐃ	Total ᑲᑎᑦᑐᒋᑦ Tamakiklugin ± 95% CI
Species	**ᐆᒪᔪᑦ**	**Umajuin**													
Caribou	ᑐᒃᑐᐃᑦ	Tuktut	36	1	31	2		31	13	21	27	75	78	66	381 ± 26
Polar bear‡	ᓇᓄᐃᑦ‡	Nanuit‡										9	1	1	11
Wolf	ᐊᒪᕈᐃᑦ	Amagut												2	2 ± 1
Arctic fox	ᑎᓇᒐᓐᓂᐊᑦ	Tigiganiat			1		2	32	16	14	3	3	18	3	92 ± 16
Coloured fox	ᖃᑯᓐᖏᑦᑐᑦ ᑎᓇᒐᓐᓂᐊᑦ	Kalaliit tigiganiat										2			2 ± 1
Arctic hare	ᐅᑲᓖᑦ	Ukalik	4		3	6		3			2	3	4	15	40 ± 5
Seals (unspecified)	ᓯᖃᑯᓖᑦ	Natiit										8			8 ± 2
Ringed seal	ᓇᑦᓱᑦ	Natiinat	505	294	120	112	265	246	152	275	248	141	98	308	2,764 ± 117
Bearded seal	ᐅᒻᔪᐃᑦ	Ukyuk	1		14	7	3	1							26 ± 4
Harp seal	ᖃᐃᕈᓖᑦ	Qairulik				5	3			1					9 ± 2
Walrus	ᐊᐃᓈᑦ	Akvik		1											1 ± 1
Narwhal	ᑑᒫᓖᑦ ᕿᓚᓗᒐᑦ	Tuugaak			3		5								8 ± 2
Snow goose	ᑲᖑᐃᑦ	Kanguq	30	6	44	19								1	100 ± 19
Canada goose	ᓂᑦᓖᑦ	Nikliknik	13	1		1								9	24 ± 4
Eider duck	ᒥᑏᑦ	Kingalik			38	90	119	2						1	250 ± 40
Common loon	ᑑᓪᓖᑦ	Tuulik					1								1 ± 1
Red-throated loon	ᖃᖅᓴᐅᑦ	Qaqhuaq		19											19 ± 6
Ptarmigan	ᐊᕿᒻᒋᑦ	Akilgik	143			4	209	258	83	35	38	28	95	266	1,159 ± 80
Eggs (unspecified)	ᐊᓯᖏᑦ ᑎᒻᒥᐊᑦ ᒪᓐᓂᖏᑦ	Manniit		1											1 ± 0
Goose eggs	ᑲᖑᐃᑦ ᒪᓐᓂᖏᑦ	Uluaguliit manniit	409	14											423 ± 65
Arctic tern eggs	ᐃᒥᖁᑕᐃᒪᐃᑦ ᒪᓐᓂᖏᑦ	Emitkutailat manniit		24											24 ± 14
Seagull eggs	ᓇᐅᔭᐃᑦ ᒪᓐᓂᖏᑦ	Nauyat manniit	20												20 ± 6
Arctic char	ᐃᖃᓗᒃᐱᑦ	Ikaliviit	976	362	971	52	618	1,719		77	138	671	717	650	6,951 ± 414
Cod	ᐆᒪᐃᑦ	Ugak	16	15	2										33 ± 11
Sculpin	ᑲᓇᔪᐃᑦ	Kanayuk	289	182	89			3						26	589 ± 71
Turbot	ᖃᓕᕐᓖᑦ	Nataarnak								27	13	10	16	43	109 ± 31
Clams	ᐊᒻᒧᒪᔪᑦ	Uviluq		614	155	143	63	5,961	35						6,971 ± 875

‡ Polar bear data supplied by DSD.

‡ ᓇᓄᑦᓄᑦ ᑎᑎᕋᑕᐅᒪᔪᑦ ᑐᓂᔭᖏᑦ ᐅᑯᐊ ᐃᑯᐱᕐᕕᓕᕆᔨᑦ.

‡ Nanuin nahagaumajut pijauhimajut Ikupiktulikijinik.

TABLE/ᓇᓗᓇᐃᔭᐅᑦ/NAUNAIKUTA 56

Monthly hunter response — **Year 1 (June 1996 - May 1997)**

ᑕᕿᑕᒫᑦ ᐊᖑᓇᓱᒃᑏᑦ ᑭᐅᓂᖏᑦ — **ᐊᒻᕐᒍ 1 (ᔪᓂ 1996 - ᒪᐃ 1997)**

Tatkiktaman pijauhimajut angunahuktinun — **Ukiunga 1 (June 1996 - May 1997)**

6.1.3

Month/ᑕᕿᖓ/Tatkia			JUN ᔪᓂ	JUL ᔪᓚᐃ	AUG ᐊᐅᒻᒍᑎ	SEP ᓱᑎᒻᐱᓇ	OCT ᐅᑦᑐᐱᓇ	NOV ᓄᓇᒻᐱᓇ	DEC ᑏᓯᒻᐱᓇ	JAN ᒎᓐᓄᐊᓇ	FEB ᓈᕝᕗᐊᓇ	MAR ᒪᕐᓯ	APR ᐃᕐᓇᓕ	MAY ᒪᐃ	Total ᑲᑎᕐᑐᒋᑦ Tamakiklugin
Hunter Response Categories	ᐊᖑᓇᓱᒃᑏᑦ ᑭᐅᓂᖏᑦ ᐊᒻᒍᕐᓯᒪᓂᖏᑦ	**Angunahukpaktun Kiujait**													
Monthly hunter list	ᑕᕿᑕᒫᑦ ᐊᖑᓇᓱᒃᑏᑦ	Tatkitaman angunahuktut titigait	144	149	152	152	166	173	177	176	175	185	191	192	198*
Hunters interviewed	ᐊᖑᓇᓱᒃᑏᑦ ᐊᐱᕐᓱᕐᑕᑦ	Angunahuktin apikhuktan	131	141	143	142	154	165	133	165	161	180	181	186	194*
Harvested	ᐊᖑᓇᓱᒃᑐᒥᓃᑦ	Angujaujut	110	65	67	51	81	83	37	62	66	56	58	75	171*
Response Rate (%)	ᑭᐅᔪᑦ ᖃᑦᓯᐅᓂᖏᑦ (%)	Kiujut (%)	91	95	94	93	93	95	75	94	92	97	95	97	93**

* Hunters registered/interviewed/harvested at least once during the year.
** Mean monthly response rate.

* ᐊᖑᓇᓱᒃᑏᑦ ᐊᑎᓕᐅᑦᑕᐅᒪᔪᑦ/ᐊᐱᕐᓱᕐᑕᑦ/ᐊᖑᓇᓱᒃᑐᒥᓃᑦ ᐊᑕᐅᓯᐊᕋᓗᐊᑦᑐᑎᒃ ᐊᒻᕐᒍᒥ.
** ᐊᔾᔨᒌᓕᕐᑎᓯᒪᔪᑦ ᑕᕿᑕᒫᑦ ᑭᐅᔪᑦ.

* Angunahuktin atiliukhimajut/apikhiktaunikut/anguhimajut talvani ukiumi.
** Talvani angunahuknami kiujutaumajut.

TABLE/ᓇᓗᓇᐃᔭᐅᑦ/NAUNAIKUTA 57

Recall period between harvest and interview, expressed as % of total harvest records — **Year 1 (June 1996 - May 1997)**

ᐅᑎᕐᕕᐅᔪᑦ ᐊᑯᕐᖓᓂ ᐊᖑᓇᓱᒋᓂᖓᑕ ᐊᒻᒪᓗ ᐊᐱᕐᓱᕐᑕᐅᓂᖓᑕ, ᓇᓗᓇᐃᕐᑕᑦ ᐃᒫᒃ % ᑲᑎᕐᑐᒋᑦ ᐊᖑᓇᓱᒃᑕᑦ ᑎᑎᕐᕐᑕᐅᒪᔪᑦ — **ᐊᒻᕐᒍ 1 (ᔪᓂ 1996 - ᒪᐃ 1997)**

Itkaumajaujut angunahuktunun apihijauvaktunutlu, kanuk amigaitiginit tamakiklugin angujauhimajut — **Ukiunga 1 (June 1996 - May 1997)**

Month/ᑕᕿᖓ/Tatkia			JUN ᔪᓂ	JUL ᔪᓚᐃ	AUG ᐊᐅᒻᒍᑎ	SEP ᓱᑎᒻᐱᓇ	OCT ᐅᑦᑐᐱᓇ	NOV ᓄᓇᒻᐱᓇ	DEC ᑏᓯᒻᐱᓇ	JAN ᒎᓐᓄᐊᓇ	FEB ᓈᕝᕗᐊᓇ	MAR ᒪᕐᓯ	APR ᐃᕐᓇᓕ	MAY ᒪᐃ	Total ᑲᑎᕐᑐᒋᑦ Tamakiklugin
Recall Period	ᐅᑎᕐᕕᐅᔪᑦ	**Pigiakvia**													
≤ 3 months	≤ 3 ᑕᕿᑦ	≤ tatkin pingahut	100	99	100	100	100	100	100	88	100	100	100	100	99
4-6 months	4-6 ᑕᕿᑦ	tatkin hitaman 6nut	0	0	0	0	0	0	0	0	0	0	0	0	0
> 6 months	> 6 ᑕᕿᑦ	> 6 tatkin	0	1	0	0	0	0	0	12	0	0	0	0	1

TABLE/ᓇᓗᓇᐃᔭᐅᑦ/NAUNAIKUTA 58

Number of hunters harvesting each species — **Year 1 (June 1996 - May 1997)**

ᖃᑦᓯᐅᓂᖏᑦ ᐊᖑᓇᓱᒃᑏᑦ ᐊᖑᓇᓱᒃᐸᑦᑐᑦ ᐊᑐᓂᒃ ᐆᒪᔪᕐᓂᒃ — **ᐊᒡᕐᒍ 1 (ᔫᓂ 1996 - ᒪᐃ 1997)**

Amigaitiginigin angunahukpaktun anguvaktaitlu kanugitugiagin — **Ukiunga 1 (June 1996 - May 1997)**

Month/ᑕᕿᖓ/Tatkia			JUN ᔫᓂ	JUL ᔪᓚᐃ	AUG ᐊᐅᒡᒍᑎ	SEP ᓱᑎᒡᐱᓇ	OCT ᐅᑦᑐᐱᓇ	NOV ᓄᓇᒡᐱᓇ	DEC ᑏᓯᒡᐱᓇ	JAN ᒣᓐᓄᐊᓇ	FEB ᓈᕝᐅᐊᓇ	MAR ᒫᕿ	APR ᐃᑦᓇᓕ	MAY ᒪᐃ	Total ᑲᑎᑦᑐᑦ Tamakiklugin
Species	**ᐆᒪᔪᑦ**	**Umajuin**													
Caribou	ᑐᒃᑐᐃ	Tuktut	7	1	11	2		10	2	4	8	18	16	22	62
Polar bear#	ᓇᓄᐃᑦ#	Nanuit#	n/d	n/d	n/d	n/d	n/d	n/d	n/d	n/d	n/d	n/d	n/d	n/d	n/d
Wolf	ᐊᒪᕈᐃᑦ	Amagut												2	2
Arctic fox	ᑎᓇᒐᓐᓂᐊᑦ	Tigiganiat			1		2	8	6	5	3	1	2	1	16
Coloured fox	ᖃᑯᖏᑦᑐᑦ ᑎᓇᒐᓐᓂᐊᑦ	Kalaliit tigiganiat										2			2
Arctic hare	ᐅᑲᓖᑦ	Ukalik	2		2	3		2			2	2	3	8	21
Seals (unspecified)	ᓯᖕᑯᓖᑦ	Natiit										3			3
Ringed seal	ᓇᑦᓱᑦ	Natiinat	77	42	48	41	46	61	29	57	57	34	30	37	138
Bearded seal	ᐅᒡᔪᐃᑦ	Ukyuk	1		9	6	3	1							14
Harp seal	ᖃᐃᕈᓖᑦ	Qairulik				5	3			1					9
Walrus	ᐊᐃᕕᑦ	Akvik		1											1
Narwhal	ᑑᒐᓖᑦ ᕿᓚᓗᒐᑦ	Tuugaak			1		5								6
Snow goose	ᑲᖑᐃᑦ	Kanguq	14	4	7	2								1	27
Canada goose	ᓂᕐᓖᑦ	Nikliknik	8	1		1								6	15
Eider duck	ᒥᑏᑦ	Kingalik			13	15	28	1						1	41
Common loon	ᑑᓪᓖᑦ	Tuulik					1								1
Red-throated loon	ᖃᖅᓴᐅᑦ	Qaqhuaq		3											3
Ptarmigan	ᐊᕿᒐᒋᑦ	Akilgik	19			1	19	26	5	4	7	9	21	35	72
Eggs (unspecified)	ᐊᓯᖏᑦ ᑎᒻᒥᐊᑦ ᒪᓐᓂᖏᑦ	Manniit		1											1
Goose eggs	ᑲᖑᐃᑦ ᒪᓐᓂᖏᑦ	Uluaguliit manniit	24	4											28
Arctic tern eggs	ᐃᒥᖅᑯᑕᐃᓚᐃᑦ ᒪᓐᓂᖏᑦ	Emitkutailat manniit		2											2
Seagull eggs	ᓇᐅᔭᐃᑦ ᒪᓐᓂᖏᑦ	Nauyat manniit	6												6
Arctic char	ᐃᖃᓗᒃᐱᑦ	Ikaliviit	45	21	29	4	36	17		1	2	9	9	32	112
Cod	ᐆᒐᐃᑦ	Ugak	3	6	1										9
Sculpin	ᑲᓇᔪᐃᑦ	Kanayuk	14	14	6			1						3	31
Turbot	ᖃᓕᕐᓖᑦ	Nataarnak								1	1	1	1	1	1
Clams	ᐊᒻᒧᒪᔪᑦ	Uviluq		2	2	1	2	19	1						23

‡‡ No data are available corresponding to the harvest numbers shown in the harvest estimates table which were provided by DSD.

‡‡ ᑎᑎᕋᓯᒪᔪᓂᒃ ᐱᑕᖃᖏᑦᑐᖅ ᐱᔾᔪᑎᓕᓐᓂᒃ ᐊᖑᔭᑦ ᖃᕐᓯᐅᓂᖏᓐᓄᑦ ᐊᓚᒃᑲᐅᒪᔪᓄᑦ ᐊᖑᔭᓄᑦ ᓇᓚᐅᑦᓱᕈᑎᓂ ᑐᓂᔭᖏᓐᓂ ᐃᑯᐱᕐᐃᓕᓇᕆᑦ.

‡‡ Nahagauhimaitut titigakhimajunik pitman kanuk anguiaukatakhimajunik kanukitunit pijaumajut ikupiktulikijinik.

6.1.3

TABLE/ᓇᓗᓇᐃᔭᐅᑦ/NAUNAIKUTA 59

Monthly harvest estimates
ᑕᕿᑕᒫᑦ ᐊᖑᔭᓄᑦ ᓇᓚᐅᑦᓴᕈᑏᑦ
Tatkiktamat nahaktauvaktun

Year 2 (June 1997 - May 1998)
ᐊᒃᕋᒍ 2 (ᔪᓂ 1997 - ᒪᐃ 1998)
Ukiunga 2 (June 1997 - May 1998)

6.1.3

Month/ᑕᕿᖓ/Tatkia			JUN ᔪᓂ	JUL ᔪᓚᐃ	AUG ᐊᐅᒃᑐᑎ	SEP ᓱᑎᒃᐱᓇ	OCT ᐅᑦᑐᐱᓇ	NOV ᓄᓇᒃᐱᓇ	DEC ᑏᓯᒃᐱᓇ	JAN ᒎᓐᓄᐊᓇ	FEB ᓈᕝᕗᐊᓇ	MAR ᒫᔪ	APR ᐃᑦᓇᓕ	MAY ᒪᐃ	Total ᑲᑎᑦᑐᒋᑦ Tamakiklugin ± 95% CI
Species	**ᐆᒪᔪᑦ**	**Umajuin**													
Caribou	ᑐᒃᑐᐃᑦ	Tuktut	7		20	7	2	29	17	15	53	104	80	53	387 ± 21
Polar bear‡	ᓇᓄᐃᑦ‡	Nanuit‡							6	3		3	1		13
Wolf	ᐊᒪᕈᐃᑦ	Amagut									2	2	1	1	6 ± 1
Arctic fox	ᑎᓇᒐᓐᓂᐊᑦ	Tigiganiat				3	2	9	10	3	4	6	1		38 ± 3
Coloured fox	ᖃᑯᓐᖏᑦᑐᑦ ᑎᓇᒐᓐᓂᐊᑦ	Kalaliit tigiganiat			1			1		1	2				5 ± 1
Arctic hare	ᐅᑲᓖᑦ	Ukalik	3	1	2	6	2	1	1	5	1	6	12	15	55 ± 5
Ringed seal	ᓇᑦᔫᑦ	Natiinat	691	165	107	99	103	195	219	289	121	94	43	109	2,235 ± 75
Bearded seal	ᐅᒡᔪᐃᑦ	Ukyuk	1	5	5	4	2	1							18 ± 2
Harp seal	ᖃᐃᕈᓖᑦ	Qairulik			1	2	4	1							8 ± 1
Narwhal	ᑑᒐᓖᑦ ᕿᓚᓗᒐᑦ	Tuugaak				9	1	1							11 ± 1
Beluga	ᖃᑯᑦᑕᑦ ᕿᓚᓗᒐᑦ	Kilalugak			1										1 ± 1
Snow goose	ᑲᖑᐃᑦ	Kanguq	14	58	72	5									149 ± 19
Canada goose	ᓂᑦᓖᑦ	Nikliknik	13	10										13	36 ± 5
Brant goose	ᓂᑦᓕᑦᓇᐃᑦ	Nirlirnaq	2			1									3 ± 1
Eider duck	ᒥᑏᑦ	Kingalik	2	14	19	23	13	5							76 ± 8
Red-throated loon	ᖃᖅᓴᐅᑦ	Qaqhuaq	1		3	3									7 ± 2
Thick-billed murre	ᐊᑉᐸᐃᑦ	Thick-billed murre					1								1 ± 0
Ptarmigan	ᐊᕿᒐᑦ	Akilgik	9		2	3	382	582	192	202	82	155	32	177	1,818 ± 93
Goose eggs	ᑲᖑᐃᑦ ᒪᓐᓂᖏᑦ	Uluaguliit manniit	302	16											318 ± 55
Duck eggs	ᒥᑏᑦ ᒪᓐᓂᖏᑦ	Tinmiat manniit		12											12 ± 3
Arctic tern eggs	ᐃᒥᖅᑯᑕᐃᓚᐃᑦ ᒪᓐᓂᖏᑦ	Emitkutailat manniit		11											11 ± 2
Seagull eggs	ᓇᐅᔭᐃᑦ ᒪᓐᓂᖏᑦ	Nauyat manniit	22												22 ± 4
Arctic char	ᐃᖃᓗᒃᐲᑦ	Ikaliviit	809	535	301	122	403	178	1,840	545	592	1,996	953	408	8,682 ± 537
Least cisco	ᒥᑭᓂᕐᖅ ᑲᕕᓯᓕᒃ	Eetuuk									1				1 ± 1
Cod	ᐆᒪᐃᑦ	Ugak	135			2						4		2	143 ± 47
Sculpin	ᑲᓇᔪᐃᑦ	Kanayuk	1,311	3,857	99	27						20	32	30	5,376 ± 1341
Turbot	ᖃᓕᕐᓖᑦ	Nataarnak											91	98	189 ± 97
Clams	ᐊᒃᒧᒪᔪᑦ	Uviluq		6,397			57	7,612							14,066 ± 2,018

‡ Polar bear data supplied by DSD.

‡ ᓇᓄᑦᓄᑦ ᑎᑎᕋᑦᑕᒪᔪᑦ ᑐᓂᔭᖏᑦ ᐅᑯᐊ ᐃᑯᐱᕐᕕᓕᕆᔨᑦ.

‡ Nanuin nahagaumajut pijauhimajut Ikupiktulikijinik.

TABLE/ᓇᓗᓇᐃᔭᐅᑦ/NAUNAIKUTA 60

Monthly hunter response — **Year 2 (June 1997 - May 1998)**

ᑕᕿᑕᒫᑦ ᐊᖑᓇᓱᒃᑏᑦ ᑭᐅᓂᖏᑦ — **ᐊᒡᕋᒍ 2 (ᔫᓂ 1997 - ᒪᐃ 1998)**

Tatkiktaman pijauhimajut angunahuktinun — **Ukiunga 2 (June 1997 - May 1998)**

Month/ᑕᕿᖓ/Tatkia			JUN ᔫᓂ	JUL ᔪᓚᐃ	AUG ᐊᐅᒡᒍᑎ	SEP ᓱᑎᒡᐱᓇ	OCT ᐅᑦᑐᐱᓇ	NOV ᓄᓇᒡᐱᓇ	DEC ᑏᓯᒡᐱᓇ	JAN ᒣᓐᓄᐊᓇ	FEB ᓈᕝᕗᐊᓇ	MAR ᒪᕐᓯ	APR ᐃᕐᓇᓕ	MAY ᒪᐃ	Total ᑲᑎᕐᑐᑦ Tamakiklugin
Hunter Response Categories	ᐊᖑᓇᓱᒃᑏᑦ ᑭᐅᓂᖏᑦ ᐊᒡᒍᕐᓯᒪᓂᖏᑦ	**Angunahukpaktun Kiujait**													
Monthly hunter list	ᑕᕿᑕᒫᑦ ᐊᖑᓇᓱᒃᑏᑦ	Tatkitaman angunahuktut titigait	194	191	191	191	193	198	201	202	201	201	200	202	213*
Hunters interviewed	ᐊᖑᓇᓱᒃᑏᑦ ᐊᐱᕐᓱᕐᑕᑦ	Angunahuktin apikhuktan	189	187	187	185	186	194	194	197	195	195	192	193	211*
Harvested	ᐊᖑᓇᓱᒃᑐᒥᓃᑦ	Angujaujut	103	61	35	40	55	60	70	70	55	54	43	60	171*
Response Rate (%)	ᑭᐅᔪᑦ ᖃᑦᓯᐅᓂᖏᑦ (%)	Kiujut (%)	97	98	98	97	96	98	97	98	97	97	96	96	97**

* Hunters registered/interviewed/harvested at least once during the year.
** Mean monthly response rate.

* ᐊᖑᓇᓱᒃᑏᑦ ᐊᑎᓕᐅᑦᑕᐅᒪᔪᑦ/ᐊᐱᕐᓱᕐᑕᑦ/ᐊᖑᓇᓱᒃᑐᒥᓃᑦ ᐊᑕᐅᓯᐊᕋᓗᐊᑦᑐᑎᒃ ᐊᒡᕋᒥ.
** ᐊᒃᐅᒋᓕᑎᓯᒪᔪᑦ ᑕᕿᑕᒫᑦ ᑭᐅᔪᑦ.

* Angunahuktin atiliukhimajut/apikhiktaunikut/anguhimajut talvani ukiumi.
** Talvani angunahuknami kiujutaumajut.

TABLE/ᓇᓗᓇᐃᔭᐅᑦ/NAUNAIKUTA 61

Recall period between harvest and interview, expressed as % of total harvest records — **Year 2 (June 1997 - May 1998)**

ᐅᑎᕐᕕᐅᔪᑦ ᐊᑯᕐᖓᓂ ᐊᖑᓇᓱᓐᓂᖓᑕ ᐊᒻᒪᓗ ᐊᐱᕐᓱᕐᑕᐅᓂᖓᑕ, ᓇᓗᓇᐃᕐᑕᑦ ᐃᒫᒃ % ᑲᑎᕐᑐᑦ ᐊᖑᓇᓱᒃᑕᑦ ᑎᑎᕐᕐᑕᐅᒪᔪᑦ — **ᐊᒡᕋᒍ 2 (ᔫᓂ 1997 - ᒪᐃ 1998)**

Itkaumajaujut angunahuktunun apihijauvaktunutlu, kanuk amigaitiginit tamakiklugin angujauhimajut — **Ukiunga 2 (June 1997 - May 1998)**

Month/ᑕᕿᖓ/Tatkia			JUN ᔫᓂ	JUL ᔪᓚᐃ	AUG ᐊᐅᒡᒍᑎ	SEP ᓱᑎᒡᐱᓇ	OCT ᐅᑦᑐᐱᓇ	NOV ᓄᓇᒡᐱᓇ	DEC ᑏᓯᒡᐱᓇ	JAN ᒣᓐᓄᐊᓇ	FEB ᓈᕝᕗᐊᓇ	MAR ᒪᕐᓯ	APR ᐃᕐᓇᓕ	MAY ᒪᐃ	Total ᑲᑎᕐᑐᑦ Tamakiklugin
Recall Period	ᐅᑎᕐᕕᐅᔪᑦ	**Pigiakvia**													
≤ 3 months	≤ 3 ᑕᕿᑦ	≤ tatkin pingahut	99	100	100	100	100	100	100	100	100	100	100	100	100
4-6 months	4-6 ᑕᕿᑦ	tatkin hitaman 6nut	1	0	0	0	0	0	0	0	0	0	0	0	0
> 6 months	> 6 ᑕᕿᑦ	> 6 tatkin	0	0	0	0	0	0	0	0	0	0	0	0	0

TABLE/ᓇᓗᓇᐃᔭᐅᑦ/NAUNAIKUTA 62

Number of hunters harvesting each species — **Year 2 (June 1997 - May 1998)**

ᖃᑦᓯᐅᓂᖏᑦ ᐊᖑᓇᓱᒃᑏᑦ ᐊᖑᓇᓱᒃᐸᑦᑐᑦ ᐊᑐᓂᒃ ᐆᒪᔪᕐᓂᒃ — **ᐊᒃᕋᒍ 2 (ᔫᓂ 1997 - ᒪᐃ 1998)**

Amigaitiginigin angunahukpaktun anguvaktaitlu kanugitugiagin — **Ukiunga 2 (June 1997 - May 1998)**

6.1.3

Month/ᑕᕝᕙᖓ/Tatkia			JUN ᔫᓂ	JUL ᔪᓚᐃ	AUG ᐊᐅᒡᒍᑎ	SEP ᓱᑎᒡᐱᓇ	OCT ᐅᑦᑐᐱᓇ	NOV ᓄᓇᒡᐱᓇ	DEC ᑏᓯᒡᐱᓇ	JAN ᒎᓐᓄᐊᓇ	FEB ᓈᕝᕗᐊᓇ	MAR ᒪᑦᓯ	APR ᐃᑦᓇᓕ	MAY ᒪᐃ	Total ᑲᑎᑦᑐᑦ Tamakiklugin
Species	**ᐆᒪᔪᑦ**	**Umajuin**													
Caribou	ᑐᒃᑐᐃᑦ	Tuktut	3		6	3	1	8	5	5	15	18	15	17	54
Polar bear#	ᓇᓄᐃᑦ#	Nanuit#	n/d	n/d	n/d	n/d	n/d	n/d	n/d	n/d	n/d	n/d	n/d	n/d	n/d
Wolf	ᐊᒪᕈᐃᑦ	Amagut									1	1	1	1	4
Arctic fox	ᑎᓇᒐᓐᓂᐊᑦ	Tigiganiat				1	2	6	6	2	3	5	1		19
Coloured fox	ᖃᑯᓐᖏᑦᑐᑦ ᑎᓇᒐᓐᓂᐊᑦ	Kalaliit tigiganiat			1			1		1	1				4
Arctic hare	ᐅᑲᓖᑦ	Ukalik	3	1	2	3	1	1	1	3	1	4	6	8	27
Ringed seal	ᓇᑦᓱᑦ	Natiinat	79	35	26	22	30	41	56	60	40	22	13	25	138
Bearded seal	ᐅᒡᔪᐃᑦ	Ukyuk	1	4	5	4	1	1							14
Harp seal	ᖃᐃᕈᓖᑦ	Qairulik			1	2	3	1							6
Narwhal	ᑑᒫᓖᑦ ᕿᓚᓗᒐᑦ	Tuugaak				9	1	1							11
Beluga	ᖃᑯᑦᑕᑦ ᕿᓚᓗᒐᑦ	Kilalugak			1										1
Snow goose	ᑲᖑᐃᑦ	Kanguq	7	10	8	2									22
Canada goose	ᓂᑦᓖᑦ	Nikliknik	9	2										6	14
Brant goose	ᓂᑦᓕᑦᓇᐃᑦ	Nirlirnaq	1			1									2
Eider duck	ᒥᑏᑦ	Kingalik	2	7	9	10	7	1							29
Red-throated loon	ᖃᖅᓴᐅᑦ	Qaqhuaq	1		1	1									3
Thick-billed murre	ᐊᑉᐸᐃᑦ	Thick-billed murre					1								1
Ptarmigan	ᐊᕿᒡᒋᑦ	Akilgik	8		1	2	26	34	17	15	6	15	9	21	71
Goose eggs	ᑲᖑᐃᑦ ᒪᓐᓂᖏᑦ	Uluaguliit manniit	10	2											11
Duck eggs	ᒥᑏᑦ ᒪᓐᓂᖏᑦ	Tinmiat manniit		1											1
Arctic tern eggs	ᐃᒥᖅᑯᑕᐃᓚᐃᑦ ᒪᓐᓂᖏᑦ	Emitkutailat manniit		2											2
Seagull eggs	ᓇᐅᔭᐃᑦ ᒪᓐᓂᖏᑦ	Nauyat manniit	4												4
Arctic char	ᐃᖃᓗᒃᐲᑦ	Ikaliviit	28	26	12	12	18	4	9	4	5	22	11	22	89
Least cisco	ᒥᑭᓂᕐᖅ ᑲᕕᓯᓕᒃ	Eetuuk									1				1
Cod	ᐆᒪᐃᑦ	Ugak	8			1						2		1	12
Sculpin	ᑲᓇᔪᐃᑦ	Kanayuk	21	10	3	2						2	4	4	33
Turbot	ᖃᓕᕋᓖᑦ	Nataarnak											1	1	1
Clams	ᐊᒃᒧᒪᔪᑦ	Uviluq		5			1	10							14

‡‡ No data are available corresponding to the harvest numbers shown in the harvest estimates table which were provided by DSD.

‡‡ ᑎᑎᕋᓯᒪᔪᓂᒃ ᐱᑕᖃᖅᖏᑐᖅ ᐱᔾᔪᑎᓕᖅᓂᒃ ᐊᖑᔭᑦ ᖃᕋᓯᐅᓂᖏᖅᓄᑦ ᐊᓚᒃᑲᐅᒪᔪᓄᑦ ᐊᖑᔭᓄᑦ ᓇᓚᐅᑦᓴᕈᑎᓂ ᑐᓂᔭᖏᖅᓂ ᐃᑯᐱᕐᕕᓕᓇᕆᑦ.

‡‡ Nahagauhimaitut titigakhimajunik pitman kanuk angujaukatakhimajunik kanukitunit pijaumajut ikupiktulikijinik.

TABLE/ᓇᓗᓇᐃᔭᐅᑦ/NAUNAIKUTA 63

Monthly harvest estimates
ᑕᕿᑕᒫᑦ ᐊᖑᔭᓄᑦ ᓇᓚᐅᑦᓵᕈᑏᑦ
Tatkiktamat nahaktauvaktun

Year 3 (June 1998 - May 1999)
ᐊᒻᕿᒍ 3 (ᔫᓂ 1998 - ᒪᐃ 1999)
Ukiunga 3 (June 1998 - May 1999)

Month/ᑕᕿᖓ/Tatkia			JUN ᔫᓂ	JUL ᔪᓚᐃ	AUG ᐊᐅᒻᒍᕐᑎ	SEP ᓱᑎᒻᐱᓇ	OCT ᐅᑦᑐᐱᓇ	NOV ᓄᓇᒻᐱᓇ	DEC ᑏᓯᒻᐱᓇ	JAN ᒃᑯᓄᐊᓇ	FEB ᓈᕝᕗᐊᓇ	MAR ᒪᕐᓯ	APR ᐃᑦᓇᓕ	MAY ᒪᐃ	Total ᑲᑎᕐᑐᕐ Tamakiklugin ± 95% CI
Species	**ᐆᒪᔪᑦ**	**Umajuin**													
Caribou	ᑐᒃᑐᐃᑦ	Tuktut	39	22	23	8		17	61	20	72	34	45	13	354 ± 15
Wolf	ᐊᒪᓭᐃᑦ	Amagut										1		1	2 ± 1
Arctic fox	ᑎᓇᒐᓐᓂᐊᑦ	Tigiganiat						2	2	2					6 ± 1
Coloured fox	ᖃᑯᓐᖏᑦᑐᑦ ᑎᓇᒐᓐᓂᐊᑦ	Kalaliit tigiganiat					1	1				1			3 ± 1
Arctic hare	ᐅᑲᓖᑦ	Ukalik	12		1	8	6	6	1	5	3	8	5	8	63 ± 3
Ringed seal	ᓇᑦᓱᑦ	Natiinat	425	135	165	72	71	109	120	138	63	45	35	59	1,437 ± 41
Bearded seal	ᐅᒻᔪᐃᑦ	Ukyuk		7	10									3	20 ± 2
Harp seal	ᖃᐃᕈᓖᑦ	Qairulik		3	10	4	5	4							26 ± 2
Hooded seal	ᐊᐸᐃᑦ	Nahakakaktutut ittut natiit												1	1 ± 1
Narwhal	ᑑᒫᓖᑦ ᕿᓚᓗᒐᑦ	Tuugaak		2	4	12	2								20 ± 2
Snow goose	ᑲᖑᐃᑦ	Kanguq	37			3								1	41 ± 5
Canada goose	ᓂᑦᓖᑦ	Nikliknik	41											6	47 ± 6
Eider duck	ᒥᑏᑦ	Kingalik	4	14	20	4	8	19	4					13	86 ± 9
Red-throated loon	ᖃᖅᓴᐅᑦ	Qaqhuaq		4											4 ± 1
Thick-billed murre	ᐊᑉᐸᐃᑦ	Thick-billed murre					4								4 ± 1
Ptarmigan	ᐊᕿᒻᒋᑦ	Akilgik	75	1			12	177	330	416	218	96	35	74	1,434 ± 50
Sandhill crane	ᑕᑎᒃᑲᑦᔪᐊᖅ	Tatilgaq												1	1 ± 1
Goose eggs	ᑲᖑᐃᑦ ᒪᓐᓂᖏᑦ	Uluaguliit manniit	48												48 ± 5
Duck eggs	ᒥᑏᑦ ᒪᓐᓂᖏᑦ	Tinmiat manniit		25											25 ± 5
Arctic tern eggs	ᐃᒥᖅᑯᑕᐃᓚᐃᑦ ᒪᓐᓂᖏᑦ	Emitkutailat manniit			3										3 ± 1
Seagull eggs	ᓇᐅᔭᐃᑦ ᒪᓐᓂᖏᑦ	Nauyat manniit	33												33 ± 5
Arctic char	ᐃᖃᓗᒃᐲᑦ	Ikaliviit	1,569	617	926	28	504	1,036	981	190	1,356	583	2,081	571	10,442 ± 549
Burbot	ᑎᒃᑕᓕᒃ	Tiktaaliq	1												1 ± 0
Arctic cisco	ᐅᑭᐅᑦᑕᑦᑐᒥ ᑲᕕᓯᓖᑦ	Kapihilik					40								40 ± 7
Cod	ᐆᒪᐃᑦ	Ugak	59	14										168	241 ± 26
Sculpin	ᑲᓇᔪᐃᑦ	Kanayuk	1,019	148	67	55								36	1,325 ± 85
Turbot	ᖃᓕᕋᓖᑦ	Nataarnak									46	43			89 ± 31
Clams	ᐊᒻᒧᒪᔪᑦ	Uviluq	1	944	51			8,256	543						9,795 ± 1,077

TABLE/ᓇᓗᓇᐃᔭᐅᑦ/NAUNAIKUTA 64

Monthly hunter response — **Year 3 (June 1998 - May 1999)**

ᑕᕿᑕᒫᑦ ᐊᖑᓇᓱᒃᑏᑦ ᑭᐅᓂᖏᑦ — **ᐊᒻᕿᒍ 3 (ᔫᓂ 1998 - ᒪᐃ 1999)**

Tatkiktaman pijauhimajut angunahuktinun — **Ukiunga 3 (June 1998 - May 1999)**

6.1.3

Month/ᑕᕿᖓ/Tatkia			JUN ᔫᓂ	JUL ᔪᓚᐃ	AUG ᐊᐅᒻᒍᑎ	SEP ᓱᑎᒻᐱᓇ	OCT ᐅᑦᑐᐱᓇ	NOV ᓄᓇᒻᐱᓇ	DEC ᑏᓯᒻᐱᓇ	JAN ᒎᓐᓄᐊᓇ	FEB ᓈᕝᕗᐊᓇ	MAR ᒪᕐᓯ	APR ᐃᕐᓇᓕ	MAY ᒪᐃ	Total ᑲᑎᕐᑐᒋᑦ Tamakiklugin
Hunter Response Categories	ᐊᖑᓇᓱᒃᑏᑦ ᑭᐅᓂᖏᑦ ᐊᒻᒍᕐᒪᓂᖏᑦ	**Angunahukpaktun Kiujait**													
Monthly hunter list	ᑕᕿᑕᒫᑦ ᐊᖑᓇᓱᒃᑏᑦ	Tatkitaman angunahuktut titigait	208	206	206	205	206	204	202	202	204	204	205	205	214*
Hunters interviewed	ᐊᖑᓇᓱᒃᑏᑦ ᐊᐱᕐᓱᕐᑕᑦ	Angunahuktin apikhuktan	202	202	200	201	203	201	200	200	200	198	201	201	210*
Harvested	ᐊᖑᓇᓱᒃᑐᒥᓃᑦ	Angujaujut	110	56	65	45	45	58	45	47	45	26	46	55	161*
Response Rate (%)	ᑭᐅᔪᑦ ᖃᑦᓯᐅᓂᖏᑦ (%)	Kiujut (%)	97	98	97	98	99	99	99	99	98	97	98	98	98**

* Hunters registered/interviewed/harvested at least once during the year.
** Mean monthly response rate.

* ᐊᖑᓇᓱᒃᑏᑦ ᐊᑎᓕᐅᑦᑕᐅᒪᔪᑦ/ᐊᐱᕐᓱᕐᑕᑦ/ᐊᖑᓇᓱᒃᑐᒥᓃᑦ ᐊᑕᐅᓯᐊᕋᓗᐊᑦᑐᑎᒃ ᐊᒻᕿᒍᒥ.
** ᐊᒃᐅᒋᓕᑦᑎᓯᒪᔪᑦ ᑕᕿᑕᒫᑦ ᑭᐅᔪᑦ.

* Angunahuktin atiliukhimajut/apikhiktaunikut/anguhimajut talvani ukiumi.
** Talvani angunahuknami kiujutaumajut.

TABLE/ᓇᓗᓇᐃᔭᐅᑦ/NAUNAIKUTA 65

Recall period between harvest and interview, expressed as % of total harvest records — **Year 3 (June 1998 - May 1999)**

ᐅᑎᕐᕕᐅᔪᑦ ᐊᑯᕐᖓᓂ ᐊᖑᓇᓱᒃᓂᖓᑕ ᐊᒻᒪᓗ ᐊᐱᕐᓱᕐᑕᐅᓂᖓᑕ, ᓇᓗᓇᐃᕐᑕᑦ ᐃᒫᒃ % ᑲᑎᕐᑐᒋᑦ ᐊᖑᓇᓱᒃᑕᑦ ᑎᑎᕐᕐᑕᐅᒪᔪᑦ — **ᐊᒻᕿᒍ 3 (ᔫᓂ 1998 - ᒪᐃ 1999)**

Itkaumajaujut angunahuktunun apihijauvaktunutlu, kanuk amigaitiginit tamakiklugin angujauhimajut — **Ukiunga 3 (June 1998 - May 1999)**

Month/ᑕᕿᖓ/Tatkia			JUN ᔫᓂ	JUL ᔪᓚᐃ	AUG ᐊᐅᒻᒍᑎ	SEP ᓱᑎᒻᐱᓇ	OCT ᐅᑦᑐᐱᓇ	NOV ᓄᓇᒻᐱᓇ	DEC ᑏᓯᒻᐱᓇ	JAN ᒎᓐᓄᐊᓇ	FEB ᓈᕝᕗᐊᓇ	MAR ᒪᕐᓯ	APR ᐃᕐᓇᓕ	MAY ᒪᐃ	Total ᑲᑎᕐᑐᒋᑦ Tamakiklugin
Recall Period	ᐅᑎᕐᕕᐅᔪᑦ	**Pigiakvia**													
≤ 3 months	≤ 3 ᑕᕿᑦ	≤ tatkin pingahut	100	100	100	100	100	100	100	100	100	100	100	100	100
4-6 months	4-6 ᑕᕿᑦ	tatkin hitaman 6nut	0	0	0	0	0	0	0	0	0	0	0	0	0
> 6 months	> 6 ᑕᕿᑦ	> 6 tatkin	0	0	0	0	0	0	0	0	0	0	0	0	0

TABLE/ᓇᓗᓇᐃᔭᐅᑦ/NAUNAIKUTA 66

Number of hunters harvesting each species — **Year 3 (June 1998 - May 1999)**

ᖃᑦᓯᐅᓂᖏᑦ ᐊᖑᓇᓱᒃᑏᑦ ᐊᖑᓇᓱᒃᐸᑦᑐᑦ ᐊᑐᓂᒃ ᐆᒪᔪᕐᓂᒃ — **ᐊᒃᕋᒍ 3 (ᔫᓂ 1998 - ᒪᐃ 1999)**

Amigaitiginigin angunahukpaktun anguvaktaitlu kanugitugiagin — **Ukiunga 3 (June 1998 - May 1999)**

Month/ᑕᕝᕙᖓ/Tatkia			JUN ᔫᓂ	JUL ᔪᓚᐃ	AUG ᐊᐅᒡᒍᕐᑎ	SEP ᓱᑎᒡᐱᓇ	OCT ᐅᑦᑐᐱᓇ	NOV ᓄᓇᒡᐱᓇ	DEC ᑏᓯᒡᐱᓇ	JAN ᒣᓐᓄᐊᓇ	FEB ᓈᕝᕗᐊᓇ	MAR ᒪᕐᓯ	APR ᐃᑦᓇᓕ	MAY ᒪᐃ	Total ᑲᑎᕐᑐᑦ Tamakiklugin
Species	**ᐆᒪᔪᑦ**	**Umajuin**													
Caribou	ᑐᒃᑐᐃᑦ	Tuktut	12	4	11	3		5	10	5	19	9	18	6	53
Wolf	ᐊᒪᓯᐃᑦ	Amagut										1		1	2
Arctic fox	ᑎᓇᒐᓐᓂᐊᑦ	Tigiganiat						2	2	2					4
Coloured fox	ᖃᑯᓐᖏᑦᑐᑦ ᑎᓇᒐᓐᓂᐊᑦ	Kalaliit tigiganiat					1	1				1			3
Arctic hare	ᐅᑲᓖᑦ	Ukalik	7		1	6	5	4	1	5	3	5	4	6	36
Ringed seal	ᓇᑦᓱᑦ	Natiinat	77	38	48	34	28	40	27	41	18	11	11	18	126
Bearded seal	ᐅᒡᔪᐃᑦ	Ukyuk		7	9									3	18
Harp seal	ᖃᐃᓱᓖᑦ	Qairulik		3	6	4	4	4							19
Hooded seal	ᐊᐸᐃᑦ	Nahakakaktutut ittut natiit												1	1
Narwhal	ᑑᒫᓖᑦ ᕿᓚᓗᒐᑦ	Tuugaak		2	4	11	2								16
Snow goose	ᑲᖑᐃᑦ	Kanguq	15			2								1	18
Canada goose	ᓂᕐᓖᑦ	Nikliknik	12											3	13
Eider duck	ᒥᑏᑦ	Kingalik	3	4	6	2	1	4	1					3	19
Red-throated loon	ᖃᖅᓴᐅᑦ	Qaqhuaq		3											3
Thick-billed murre	ᐊᑉᐸᐃᑦ	Thick-billed murre					3								3
Ptarmigan	ᐊᕿᒡᑦ	Akilgik	14	1			4	18	17	15	20	9	10	16	59
Sandhill crane	ᑕᑎᒡᒐᕐᔪᐊᖅ	Tatilgaq												1	1
Goose eggs	ᑲᖑᐃᑦ ᒪᓐᓂᖏᑦ	Uluaguliit manniit	9												9
Duck eggs	ᒥᑏᑦ ᒪᓐᓂᖏᑦ	Tinmiat manniit		2											2
Arctic tern eggs	ᐃᒥᖅᑯᑕᐃᓚᐃᑦ ᒪᓐᓂᖏᑦ	Emitkutailat manniit			1										1
Seagull eggs	ᓇᐅᔭᐃᑦ ᒪᓐᓂᖏᑦ	Nauyat manniit	6												6
Arctic char	ᐃᖃᓗᒃᐲᑦ	Ikaliviit	44	21	21	4	14	9	5	1	7	7	26	32	96
Burbot	ᑎᒃᑖᓕᒃ	Tiktaaliq	1												1
Arctic cisco	ᐅᑭᐅᑦᑦᑐᒥ ᑲᕕᓯᓖᑦ	Kapihilik					3								3
Cod	ᐆᒪᐃᑦ	Ugak	8	1										7	16
Sculpin	ᑲᓇᔪᐃᑦ	Kanayuk	40	13	4	1								4	52
Turbot	ᖃᓕᕋᓖᑦ	Nataarnak									1	1			1
Clams	ᐊᒃᒧᒪᔪᑦ	Uviluq	1	4	1			10	2						14

TABLE/ᓇᓗᓇᐃᔭᐅᑦ/NAUNAIKUTA 67

Monthly harvest estimates — **Year 4 (June 1999 - May 2000)**

ᑕᕿᑕᒫᑦ ᐊᖑᔭᓄᑦ ᓇᓚᐅᑦᓴᕈᑏᑦ — **ᐊᒡᕋᒍ 4 (ᔫᓂ 1999 - ᒪᐃ 2000)**

Tatkiktamat nahaktauvaktun — **Ukiunga 4 (June 1999 - May 2000)**

6.1.3

Month/ᑕᕿᖓ/Tatkia			JUN ᔫᓂ	JUL ᔪᓚᐃ	AUG ᐊᐅᒡᒍᕐᑎ	SEP ᓱᑎᒡᐱᕆ	OCT ᐅᑦᑐᐱᕆ	NOV ᓄᕕᒡᐱᕆ	DEC ᑏᓯᒡᐱᕆ	JAN ᒎᓐᓄᐊᕆ	FEB ᕕᕝᕗᐊᕆ	MAR ᒫᕐᓯ	APR ᐃᑦᕆᓕ	MAY ᒪᐃ	Total ᑲᑎᑦᑐᒥᑦ Tamakiklugin ± 95% CI
Species	**ᐆᒪᔪᑦ**	**Umajuin**													
Caribou	ᑐᒃᑐᐃᑦ	Tuktut	8	4	3	22		71	44	11	112	46	37	42	400 ± 18
Polar bear‡	ᓇᓄᐃᑦ‡	Nanuit‡					11					1			12
Wolf	ᐊᒪᕈᐃᑦ	Amagut										1			1 ± 0
Arctic fox	ᑎᓇᒐᓐᓂᐊᑦ	Tigiganiat						1	5	7	3	5			21 ± 4
Coloured fox	ᖃᑯᓐᖏᑦᑐᑦ ᑎᓇᒐᓐᓂᐊᑦ	Kalaliit tigiganiat						2		1					3 ± 1
Arctic hare	ᐅᑲᓖᑦ	Ukalik	11	2		8	3			1	3	9	3	13	53 ± 4
Seals (unspecified)	ᓯᖃᑯᓖᑦ	Natiit					1								1 ± 0
Ringed seal	ᓇᑦᓱᑦ	Natiinat	269	501	135	158	151	111	101	110	61	43	44	200	1,884 ± 72
Bearded seal	ᐅᒡᔪᐃᑦ	Ukyuk		2	10	3	4		1	2					22 ± 2
Harp seal	ᖃᐃᕈᓖᑦ	Qairulik				5	5								10 ± 2
Narwhal	ᑑᒫᓖᑦ ᕿᓚᓗᒐᑦ	Tuugaak					4							1	5 ± 1
Snow goose	ᑲᖑᐃᑦ	Kanguq	18	2	10									1	31 ± 4
Canada goose	ᓂᑦᓖᑦ	Nikliknik	19	4	4	2								5	34 ± 3
Eider duck	ᒥᑏᑦ	Kingalik		3	23	5	44		3					1	79 ± 9
Red-throated loon	ᖃᖅᓴᐅᑦ	Qaqhuaq		2											2 ± 0
Ptarmigan	ᐊᕿᒡᒋᑦ	Akilgik	46	2			59	119	70	41	31	72	49	42	531 ± 25
Goose eggs	ᑲᖑᐃᑦ ᒪᓐᓂᖏᑦ	Uluaguliit manniit	31	10											41 ± 5
Duck eggs	ᒥᑏᑦ ᒪᓐᓂᖏᑦ	Tinmiat manniit		5											5 ± 1
Arctic tern eggs	ᐃᒥᖅᑯᑕᐃᓚᐃᑦ ᒪᓐᓂᖏᑦ	Emitkutailat manniit		1											1 ± 1
Seagull eggs	ᓇᐅᔭᐃᑦ ᒪᓐᓂᖏᑦ	Nauyat manniit	67	6											73 ± 13
Arctic char	ᐃᖃᓗᒃᐱᑦ	Ikaliviit	702	728	315	116	1,644	451	2,112		933	924	658	799	9,382 ± 501
Arctic cisco	ᐅᑭᐅᑦᑕᑦᑐᒥ ᑲᕕᓯᓖᑦ	Kapihilik						3							3 ± 1
Cod	ᐆᒪᐃᑦ	Ugak	28	95	2									588	713 ± 108
Sculpin	ᑲᓇᔪᐃᑦ	Kanayuk	92	583	146	16						11		60	908 ± 57
Turbot	ᖃᓕᕋᓖᑦ	Nataarnak									12				12 ± 6
Clams	ᐊᒻᒧᒪᔪᑦ	Uviluq		5,945	154		395	8,563							15,057 ± 1,228

‡ Polar bear data supplied by DSD.

‡ ᓇᓄᑦᓄᑦ ᑎᑎᕋᑕᒪᔪᑦ ᑐᓂᔭᖏᑦ ᐅᑯᐊ ᐃᑯᐱᕐᕕᓕᕆᔨᑦ.

‡ Nanuin nahagaumajut pijauhimajut Ikupiktulikijinik.

TABLE/ᓇᓗᓇᐃᔭᐅᑦ/NAUNAIKUTA 68

Monthly hunter response — **Year 4 (June 1999 - May 2000)**

ᑕᕿᑕᒫᑦ ᐊᖑᓇᓱᒃᑏᑦ ᑭᐅᓂᖏᑦ — **ᐊᒻᕋᒍ 4 (ᔫᓂ 1999 - ᒪᐃ 2000)**

Tatkiktaman pijauhimajut angunahuktinun — **Ukiunga 4 (June 1999 - May 2000)**

Month/ᑕᕿᖓ/Tatkia			JUN ᔫᓂ	JUL ᔪᓚᐃ	AUG ᐊᐅᒻᒍᑎ	SEP ᓱᑎᒻᐱᓇ	OCT ᐅᑦᑐᐱᓇ	NOV ᓄᓇᒻᐱᓇ	DEC ᑏᓯᒻᐱᓇ	JAN ᒎᓐᓄᐊᓇ	FEB ᓈᕝᐅᐊᓇ	MAR ᒪᕐᓯ	APR ᐃᕐᓇᓕ	MAY ᒪᐃ	Total ᑲᑎᕐᑐᒋᑦ Tamakiklugin
Hunter Response Categories	ᐊᖑᓇᓱᒃᑏᑦ ᑭᐅᓂᖏᑦ ᐊᒻᒍᕐᓯᒪᓂᖏᑦ	**Angunahukpaktun Kiujait**													
Monthly hunter list	ᑕᕿᑕᒫᑦ ᐊᖑᓇᓱᒃᑏᑦ	Tatkitaman angunahuktut titigait	208	210	210	208	208	208	211	214	212	210	208	210	223*
Hunters interviewed	ᐊᖑᓇᓱᒃᑏᑦ ᐊᐱᕐᓱᕐᑕᑦ	Angunahuktin apikhuktan	206	206	206	198	203	204	206	207	204	203	203	205	220*
Harvested	ᐊᖑᓇᓱᒃᑐᒥᓃᑦ	Angujaujut	49	64	60	49	66	56	42	34	39	40	32	87	161*
Response Rate (%)	ᑭᐅᔪᑦ ᖃᕐᓯᐅᓂᖏᑦ (%)	Kiujut (%)	99	98	98	95	98	98	98	97	96	97	98	98	97**

* Hunters registered/interviewed/harvested at least once during the year.
** Mean monthly response rate.

* ᐊᖑᓇᓱᒃᑏᑦ ᐊᑎᓕᐅᕐᑕᐅᒪᔪᑦ/ᐊᐱᕐᓱᕐᑕᑦ/ᐊᖑᓇᓱᒃᑐᒥᓃᑦ ᐊᑕᐅᓯᐊᕐᓗᐊᕐᑐᑎᒃ ᐊᒻᕋᒥ.
** ᐊᒃᐅᕆᓕᕐᑎᓯᒪᔪᑦ ᑕᕿᑕᒫᑦ ᑭᐅᔪᑦ.

* Angunahuktin atiliukhimajut/apikhiktaunikut/anguhimajut talvani ukiumi.
** Talvani angunahuknami kiujutaumajut.

TABLE/ᓇᓗᓇᐃᔭᐅᑦ/NAUNAIKUTA 69

Recall period between harvest and interview, expressed as % of total harvest records — **Year 4 (June 1999 - May 2000)**

ᐅᑎᕐᕕᐅᔪᑦ ᐊᑯᕐᖓᓂ ᐊᖑᓇᓱᒃᓂᖓᑕ ᐊᒻᒪᓗ ᐊᐱᕐᓱᕐᑕᐅᓂᖓᑕ, ᓇᓗᓇᐃᕐᑕᑦ ᐃᒫᒃ % ᑲᑎᕐᑐᒋᑦ ᐊᖑᓇᓱᒃᑕᑦ ᑎᑎᕐᕐᑕᐅᒪᔪᑦ — **ᐊᒻᕋᒍ 4 (ᔫᓂ 1999 - ᒪᐃ 2000)**

Itkaumajaujut angunahuktunun apihijauvaktunutlu, kanuk amigaitiginit tamakiklugin angujauhimajut — **Ukiunga 4 (June 1999 - May 2000)**

Month/ᑕᕿᖓ/Tatkia			JUN ᔫᓂ	JUL ᔪᓚᐃ	AUG ᐊᐅᒻᒍᑎ	SEP ᓱᑎᒻᐱᓇ	OCT ᐅᑦᑐᐱᓇ	NOV ᓄᓇᒻᐱᓇ	DEC ᑏᓯᒻᐱᓇ	JAN ᒎᓐᓄᐊᓇ	FEB ᓈᕝᐅᐊᓇ	MAR ᒪᕐᓯ	APR ᐃᕐᓇᓕ	MAY ᒪᐃ	Total ᑲᑎᕐᑐᒋᑦ Tamakiklugin
Recall Period	ᐅᑎᕐᕕᐅᔪᑦ	**Pigiakvia**													
≤ 3 months	≤ 3 ᑕᕿᑦ	≤ tatkin pingahut	100	100	100	100	100	100	100	100	100	100	100	100	100
4-6 months	4-6 ᑕᕿᑦ	tatkin hitaman 6nut	0	0	0	0	0	0	0	0	0	0	0	0	0
> 6 months	> 6 ᑕᕿᑦ	> 6 tatkin	0	0	0	0	0	0	0	0	0	0	0	0	0

TABLE/ᓇᓗᓇᐃᔭᐅᑦ/NAUNAIKUTA 70

Number of hunters harvesting each species — **Year 4 (June 1999 - May 2000)**

ᖃᑦᓯᐅᓂᖏᑦ ᐊᖑᓇᓱᒃᑏᑦ ᐊᖑᓇᓱᒃᐸᑦᑐᑦ ᐊᑐᓂᒃ ᐆᒪᔪᕐᓂᒃ — **ᐊᒡᕐᒍ 4 (ᔫᓂ 1999 - ᒪᐃ 2000)**

Amigaitiginigin angunahukpaktun anguvaktaitlu kanugitugiagin — **Ukiunga 4 (June 1999 - May 2000)**

6.1.3

Month/ᑕᕝᕙᖓ/Tatkia			JUN ᔫᓂ	JUL ᔪᓚᐃ	AUG ᐊᐅᒡᒍᕐᑎ	SEP ᓱᑎᒡᐱᓇ	OCT ᐅᑦᑐᐱᓇ	NOV ᓄᓇᒡᐱᓇ	DEC ᑏᓯᒡᐱᓇ	JAN ᒎᓐᓄᐊᓇ	FEB ᓈᕝᕗᐊᓇ	MAR ᒫᕐᓯ	APR ᐃᑦᓇᓕ	MAY ᒪᐃ	Total ᑲᑎᑦᑐᑦ Tamakiklugin
Species	**ᐆᒪᔪᑦ**	**Umajuin**													
Caribou	ᑐᒃᑐᐃᑦ	Tuktut	2	2	2	9		18	8	4	16	11	11	11	52
Polar bear#	ᓇᓄᐃᑦ#	Nanuit#	n/d	n/d	n/d	n/d	n/d	n/d	n/d	n/d	n/d	n/d	n/d	n/d	n/d
Wolf	ᐊᒪᕈᐃᑦ	Amagut										1			1
Arctic fox	ᑎᓇᒐᓐᓂᐊᑦ	Tigiganiat						1	3	2	2	3			6
Coloured fox	ᖃᑯᓐᖏᑦᑐᑦ ᑎᓇᒐᓐᓂᐊᑦ	Kalaliit tigiganiat						2		1					2
Arctic hare	ᐅᑲᓖᑦ	Ukalik	5	1		4	3			1	2	7	2	8	27
Seals (unspecified)	ᓯᖁᑯᓖᑦ	Natiit					1								1
Ringed seal	ᓇᑦᓱᑦ	Natiinat	38	45	44	38	40	37	26	27	18	18	13	32	122
Bearded seal	ᐅᒡᔪᐃᑦ	Ukyuk		2	6	3	4		1	2					15
Harp seal	ᖃᐃᕈᓖᑦ	Qairulik				4	5								8
Narwhal	ᑑᒫᓖᑦ ᕿᓚᓗᒐᑦ	Tuugaak					4							1	4
Snow goose	ᑲᖑᐃᑦ	Kanguq	11	1	2									1	12
Canada goose	ᓂᕐᓖᑦ	Nikliknik	7	4	2	2								5	19
Eider duck	ᒥᑏᑦ	Kingalik		1	6	5	12		1					1	22
Red-throated loon	ᖃᖅᓴᐅᑦ	Qaqhuaq		1											1
Ptarmigan	ᐊᕿᒐᑦ	Akilgik	7	1			9	13	13	7	9	15	9	16	45
Goose eggs	ᑲᖑᐃᑦ ᒪᓐᓂᖏᑦ	Uluaguliit manniit	4	2											6
Duck eggs	ᒥᑏᑦ ᒪᓐᓂᖏᑦ	Tinmiat manniit		2											2
Arctic tern eggs	ᐃᒥᖁᑕᐃᓚᐃᑦ ᒪᓐᓂᖏᑦ	Emitkutailat manniit		1											1
Seagull eggs	ᓇᐅᔭᐃᑦ ᒪᓐᓂᖏᑦ	Nauyat manniit	3	1											4
Arctic char	ᐃᖃᓗᒃᐱᑦ	Ikaliviit	20	26	20	4	24	9	11		6	10	17	58	105
Arctic cisco	ᐅᑭᐅᑦᑕᑦᑐᒥ ᑲᐃᓯᓕᒃ	Kapihilik						1							1
Cod	ᐆᒪᐃᑦ	Ugak	3	5	2									12	19
Sculpin	ᑲᓇᔪᐃᑦ	Kanayuk	11	22	11	1						1		9	40
Turbot	ᖃᓕᕋᓖᑦ	Nataarnak									1				1
Clams	ᐊᒡᒧᒪᔪᑦ	Uviluq		7	2		1	14							20

‡‡ No data are available corresponding to the harvest numbers shown in the harvest estimates table which were provided by DSD.

‡‡ ᑎᑎᕋᓯᒪᔪᓂᒃ ᐱᑕᖃᖏᑦᑐᖅ ᐱᒃᔪᑎᓐᓂᒃ ᐊᖑᔭᑦ ᖃᕐᓯᐅᓂᖏᓐᓄᑦ ᐊᓚᒃᑲᐅᒪᔪᓄᑦ ᐊᖑᔭᓄᑦ ᓇᓚᐅᑦᓴᕈᑎᓂ ᑐᓂᔭᖏᓐᓂ ᐃᑯᐱᕐᐃᓕᓇᕆᑦ.

‡‡ Nahagauhimaitut titigakhimajunik pitman kanuk angujaukatakhimajunik kanukitunit pijaumajut ikupiktulikijinik.

TABLE/ᓇᓗᓇᐃᔭᐅᑦ/NAUNAIKUTA 71

Monthly harvest estimates
ᑕᕿᑕᒫᑦ ᐊᖑᔭᓄᑦ ᓇᓚᐅᑦᓵᕈᑏᑦ
Tatkiktamat nahaktauvaktun

Year 5 (June 2000 - May 2001)
ᐊᒻᕋᒍ 5 (ᔫᓂ 2000 - ᒪᐃ 2001)
Ukiunga 5 (June 2000 - May 2001)

Month/ᑕᕿᖓ/Tatkia			JUN ᔫᓂ	JUL ᔪᓚᐃ	AUG ᐊᐅᒡᒍᕐᑎ	SEP ᓱᑎᒡᐱᓇ	OCT ᐅᑦᑐᐱᓇ	NOV ᓄᓇᒡᐱᓇ	DEC ᑏᕈᒡᐱᓇ	JAN ᒎᓐᓄᐊᓇ	FEB ᓈᕝᕗᐊᓇ	MAR ᒪᕐᕿ	APR ᐃᑦᓇᓕ	MAY ᒪᐃ	Total ᑲᑎᕐᑐᕐ Tamakiklugin ± 95% CI
Species	**ᐆᒪᔪᑦ**	**Umajuin**													
Caribou	ᑐᒃᑐᐃᑦ	Tuktut	8	1	29	11		24	66	18	22	13	6	24	222 ± 12
Polar bear‡	ᓇᓄᐃᑦ‡	Nanuit‡					5						5		10
Wolf	ᐊᒪᕈᐃᑦ	Amagut							1			2		1	4 ± 1
Arctic fox	ᑎᓇᒐᓐᓂᐊᑦ	Tigiganiat						14	6	1	1				22 ± 4
Coloured fox	ᖃᑯᓐᖏᑦᑐᑦ ᑎᓇᒐᓐᓂᐊᑦ	Kalaliit tigiganiat							1	1	1				3 ± 1
Arctic hare	ᐅᑲᓖᑦ	Ukalik	9	1	3	6	11	1	4	1	2	13	5	9	65 ± 4
Ringed seal	ᓇᑦᓱᑦ	Natiinat	400	219	85	35	63	68	78	246	154	266	20	66	1,700 ± 43
Bearded seal	ᐅᒡᔪᐃᑦ	Ukyuk		3	1	3	3								10 ± 1
Harp seal	ᖃᐃᕈᓖᑦ	Qairulik		1		1	4	3	1				1		11 ± 1
Narwhal	ᑑᒃᓖᑦ ᕿᓚᓗᒐᑦ	Tuugaak		17	35	2	1								55 ± 3
Snow goose	ᑲᖑᐃᑦ	Kanguq	23	13	82									3	121 ± 18
Canada goose	ᓂᑦᓖᑦ	Nikliknik	28			5								20	53 ± 6
Old squaw	ᐊᒋᐊᕐᔪᐃᑦ	Aahangik				4									4 ± 1
Eider duck	ᒥᑏᑦ	Kingalik		2	11	20	114	24						1	172 ± 9
Red-throated loon	ᖃᖅᓴᐅᑦ	Qaqhuaq		2											2 ± 0
Black guillemot	ᐱᑦᓯᐅᓛᑦ	Black guillemot					1								1 ± 0
Ptarmigan	ᐊᕿᒡᒋᑦ	Akilgik	18			8	139	399	386	73	36	26	37	7	1,129 ± 55
Sandhill crane	ᑕᑎᒡᒐᕐᔪᐊᖅ	Tatilgaq												1	1 ± 0
Goose eggs	ᑲᖑᐃᑦ ᒪᓐᓂᖏᑦ	Uluaguliit manniit	784	3											787 ± 127
Arctic tern eggs	ᐃᒥᖅᑯᑕᐃᓚᐃᑦ ᒪᓐᓂᖏᑦ	Emitkutailat manniit		8											8 ± 1
Seagull eggs	ᓇᐅᔭᐃᑦ ᒪᓐᓂᖏᑦ	Nauyat manniit	18												18 ± 7
Arctic char	ᐃᖃᓗᒃᐲᑦ	Ikaliviit	855	249	905	33	401	20	1,733	732	513	236	770	413	6,860 ± 505
Cod	ᐆᒪᐃᑦ	Ugak	90	13					1					228	332 ± 54
Sculpin	ᑲᓇᔪᐃᑦ	Kanayuk	226	320	98	12			12		13			13	694 ± 40
Turbot	ᖃᓕᕐᓖᑦ	Nataarnak									22			21	43 ± 11
Clams	ᐊᒻᒧᒪᔪᑦ	Uviluq		709				57							766 ± 69

‡ Polar bear data supplied by DSD.

‡ ᓇᓄᑦᓄᑦ ᑎᑎᕋᑕᒪᔪᑦ ᑐᓂᔭᖏᑦ ᐅᑯᐊ ᐃᑯᐱᕐᕕᓕᕆᔨᑦ.

‡ Nanuin nahagaumajut pijauhimajut Ikupiktulikijinik.

TABLE/ᓇᓗᓇᐃᔭᐅᑦ/NAUNAIKUTA 72

Monthly hunter response — **Year 5 (June 2000 - May 2001)**

ᑕᕿᑕᒫᑦ ᐊᖑᓇᓱᒃᑏᑦ ᑭᐅᓂᖏᑦ — **ᐊᒻᕋᒍ 5 (ᔫᓂ 2000 - ᒪᐃ 2001)**

Tatkiktaman pijauhimajut angunahuktinun — **Ukiunga 5 (June 2000 - May 2001)**

6.1.3

Month/ᑕᕿᖓ/Tatkia			JUN ᔫᓂ	JUL ᔪᓚᐃ	AUG ᐊᐅᒻᒍᑎ	SEP ᓱᑎᒻᐱᓇ	OCT ᐅᑦᑐᐱᓇ	NOV ᓄᓇᒻᐱᓇ	DEC ᑏᓯᒻᐱᓇ	JAN ᒎᓐᓄᐊᓇ	FEB ᓈᕝᕗᐊᓇ	MAR ᒪᕐᓯ	APR ᐃᕐᓇᓕ	MAY ᒪᐃ	Total ᑲᑎᕐᑐᒋᑦ Tamakiklugin
Hunter Response Categories	ᐊᖑᓇᓱᒃᑏᑦ ᑭᐅᓂᖏᑦ ᐊᒻᒍᕐᓯᒪᓂᖏᑦ	**Angunahukpaktun Kiujait**													
Monthly hunter list	ᑕᕿᑕᒫᑦ ᐊᖑᓇᓱᒃᑏᑦ	Tatkitaman angunahuktut titigait	209	205	204	202	202	201	204	208	207	208	209	208	218*
Hunters interviewed	ᐊᖑᓇᓱᒃᑏᑦ ᐊᐱᕐᓱᕐᑕᑦ	Angunahuktin apikhuktan	203	203	202	198	200	197	200	204	203	206	203	205	213*
Harvested	ᐊᖑᓇᓱᒃᑐᒥᓃᑦ	Angujaujut	95	77	47	30	39	41	50	51	40	36	18	46	156*
Response Rate (%)	ᑭᐅᔪᑦ ᖃᑦᓯᐅᓂᖏᑦ (%)	Kiujut (%)	97	99	99	98	99	98	98	98	98	99	97	99	98**

* Hunters registered/interviewed/harvested at least once during the year.
** Mean monthly response rate.

* ᐊᖑᓇᓱᒃᑏᑦ ᐊᑎᓕᐅᑦᑕᐅᒪᔪᑦ/ᐊᐱᕐᓱᕐᑕᑦ/ᐊᖑᓇᓱᒃᑐᒥᓃᑦ ᐊᑕᐅᓯᐊᕋᓗᐊᑦᑐᑎᒃ ᐊᒻᕋᒥ.
** ᐊᔾᔨᒌᓕᑎᓯᒪᔪᑦ ᑕᕿᑕᒫᑦ ᑭᐅᔪᑦ.

* Angunahuktin atiliukhimajut/apikhiktaunikut/anguhimajut talvani ukiumi.
** Talvani angunahuknami kiujutaumajut.

TABLE/ᓇᓗᓇᐃᔭᐅᑦ/NAUNAIKUTA 73

Recall period between harvest and interview, expressed as % of total harvest records — **Year 5 (June 2000 - May 2001)**

ᐅᑎᕐᕕᐅᔪᑦ ᐊᑯᕐᖓᓂ ᐊᖑᓇᓱᓐᓂᖓᑕ ᐊᒻᒪᓗ ᐊᐱᕐᓱᕐᑕᐅᓂᖓᑕ, ᓇᓗᓇᐃᕐᑕᑦ ᐃᒫᒃ % ᑲᑎᕐᑐᒋᑦ ᐊᖑᓇᓱᒃᑕᑦ ᑎᑎᕐᕐᑕᐅᒪᔪᑦ — **ᐊᒻᕋᒍ 5 (ᔫᓂ 2000 - ᒪᐃ 2001)**

Itkaumajaujut angunahuktunun apihijauvaktunutlu, kanuk amigaitiginit tamakiklugin angujauhimajut — **Ukiunga 5 (June 2000 - May 2001)**

Month/ᑕᕿᖓ/Tatkia			JUN ᔫᓂ	JUL ᔪᓚᐃ	AUG ᐊᐅᒻᒍᑎ	SEP ᓱᑎᒻᐱᓇ	OCT ᐅᑦᑐᐱᓇ	NOV ᓄᓇᒻᐱᓇ	DEC ᑏᓯᒻᐱᓇ	JAN ᒎᓐᓄᐊᓇ	FEB ᓈᕝᕗᐊᓇ	MAR ᒪᕐᓯ	APR ᐃᕐᓇᓕ	MAY ᒪᐃ	Total ᑲᑎᕐᑐᒋᑦ Tamakiklugin
Recall Period	ᐅᑎᕐᕕᐅᔪᑦ	**Pigiakvia**													
≤ 3 months	≤ 3 ᑕᕿᑦ	≤ tatkin pingahut	100	100	100	100	100	100	100	100	100	100	100	100	100
4-6 months	4-6 ᑕᕿᑦ	tatkin hitaman 6nut	0	0	0	0	0	0	0	0	0	0	0	0	0
> 6 months	> 6 ᑕᕿᑦ	> 6 tatkin	0	0	0	0	0	0	0	0	0	0	0	0	0

TABLE/ᓇᓗᓇᐃᔭᐅᑦ/NAUNAIKUTA 74

Number of hunters harvesting each species — **Year 5 (June 2000 - May 2001)**

ᖃᑦᓯᐅᓂᖏᑦ ᐊᖑᓇᓱᒃᑏᑦ ᐊᖑᓇᓱᒃᐸᑦᑐᑦ ᐊᑐᓂᒃ ᐆᒪᔪᕐᓂᒃ — **ᐊᒡᕐᒍ 5 (ᔫᓂ 2000 - ᒪᐃ 2001)**

Amigaitiginigin angunahukpaktun anguvaktaitlu kanugitugiagin — **Ukiunga 5 (June 2000 - May 2001)**

Month/ᑕᕝᕙᖓ/Tatkia			JUN ᔫᓂ	JUL ᔪᓚᐃ	AUG ᐊᐅᒡᒍᕐᑎ	SEP ᓱᑎᒡᐱᓇ	OCT ᐅᑦᑐᐱᓇ	NOV ᓄᓇᒡᐱᓇ	DEC ᑏᓯᒡᐱᓇ	JAN ᒣᓐᓄᐊᓇ	FEB ᓈᕝᕗᐊᓇ	MAR ᒫᕐᓯ	APR ᐃᑦᓇᓕ	MAY ᒪᐃ	Total ᑲᑎᕐᑐᑦ Tamakiklugin
Species	**ᐆᒪᔪᑦ**	**Umajuin**													
Caribou	ᑐᒃᑐᐃᑦ	Tuktut	4	1	10	4		7	11	3	5	5	1	6	29
Polar bear#	ᓇᓄᐃᑦ#	Nanuit#	n/d	n/d	n/d	n/d	n/d	n/d	n/d	n/d	n/d	n/d	n/d	n/d	n/d
Wolf	ᐊᒪᕈᐃᑦ	Amagut							1			2		1	4
Arctic fox	ᑎᓇᒐᓐᓂᐊᑦ	Tigiganiat						3	6	1	1				10
Coloured fox	ᖃᑯᖏᕐᑐᑦ ᑎᓇᒐᓐᓂᐊᑦ	Kalaliit tigiganiat							1	1	1				3
Arctic hare	ᐅᑲᓖᑦ	Ukalik	8	1	1	5	6	1	3	1	2	5	3	4	28
Ringed seal	ᓇᑦᓱᑦ	Natiinat	60	47	29	17	17	22	30	46	34	32	6	19	119
Bearded seal	ᐅᒡᔪᐃᑦ	Ukyuk		3	1	3	2								8
Harp seal	ᖃᐃᕈᓖᑦ	Qairulik		1		1	4	3	1				1		10
Narwhal	ᑑᒫᓖᑦ ᕿᓚᓗᒐᑦ	Tuugaak		13	18	1	1								25
Snow goose	ᑲᖑᐃᑦ	Kanguq	11	4	6									3	19
Canada goose	ᓂᑦᓖᑦ	Nikliknik	12			1								9	20
Old squaw	ᐊᒋᐊᕐᔪᖅ	Aahangik				1									1
Eider duck	ᒥᑏᑦ	Kingalik		2	6	10	19	7						1	31
Red-throated loon	ᖃᖅᓴᐅᑦ	Qaqhuaq		1											1
Black guillemot	ᐱᑦᓯᐅᓛᑦ	Black guillemot					1								1
Ptarmigan	ᐊᕿᒡᑏᑦ	Akilgik	9			5	8	26	20	11	7	2	5	5	55
Sandhill crane	ᑕᑎᒡᒐᕐᔪᐊᖅ	Tatilgaq												1	1
Goose eggs	ᑲᖑᐃᑦ ᒪᓐᓂᖏᑦ	Uluaguliit manniit	26	1											27
Arctic tern eggs	ᐃᒥᖁᑕᐃᓚᐃᑦ ᒪᓐᓂᖏᑦ	Emitkutailat manniit		1											1
Seagull eggs	ᓇᐅᔭᐃᑦ ᒪᓐᓂᖏᑦ	Nauyat manniit	4												4
Arctic char	ᐃᖃᓗᒃᐲᑦ	Ikaliviit	34	16	18	6	11	3	15	4	3	4	6	20	82
Cod	ᐆᒪᐃᑦ	Ugak	6	3					1					17	26
Sculpin	ᑲᓇᔪᐃᑦ	Kanayuk	22	17	4	1			1		1			5	37
Turbot	ᖃᓕᕐᓖᑦ	Nataarnak									1			1	1
Clams	ᐊᒡᒧᒪᔪᑦ	Uviluq		5				1							6

‡‡ No data are available corresponding to the harvest numbers shown in the harvest estimates table which were provided by DSD.

‡‡ ᑎᑎᕋᕐᒪᔪᓂᒃ ᐱᑕᖃᖅᑐᖅ ᐱᒃᔪᑎᓕᓐᓂᒃ ᐊᖑᔭᑦ ᖃᑦᓯᐅᓂᖏᓐᓄᑦ ᐊᓚᒃᑲᐅᒪᔪᓄᑦ ᐊᖑᔭᓄᑦ ᓇᓚᐅᑦᓴᕈᑎᓂ ᑐᓂᔭᖏᓐᓂ ᐃᑯᐱᕐᓴᓕᓇᕐᑦ.

‡‡ Nahagauhimaitut titigakhimajunik pitman kanuk angujaukatakhimajunik kanukitunit pijaumajut ikupiktulikijinik.

6.1.3

TABLE/ᓇᓗᓇᐃᔭᐅᑦ/NAUNAIKUTA 75

Annual harvest estimates and five-year mean — **All Years (June 1996 - May 2001)**

ᐊᒃᕋᒍᒫᑦ ᐊᖑᔭᓄᑦ ᓇᓚᐅᑦᓴᕈᑏᑦ ᐊᒻᒪᓗ ᑕᓪᓕᒪᓄᑦ-ᐊᒃᕋᒍᓄᑦ ᐊᔾᔨᒌᓕᕐᑎᓯᒪᔪᑦ — **ᑕᒪᐃᓐᓄᑦ ᐊᒃᕋᒍᓄᑦ (ᓘᓂ 1996 - ᒪᐃ 2001)**

Aragutamat angujauvaktun tatlman araguit iluani — **Tamamik ukiuni (June 1996 - May 2001)**

6.1.3

Study Year/ᖃᐅᔨᓴᕐᕕᒃ ᐊᒃᕋᒍ/Ihivgiukimayut Ukiumi			1	2	3	4	5	Mean ᐊᔾᔨᒌᓕᕐᑎᓯᒪᔪᑦ Amigaitkiyait
			96/97	97/98	98/99	99/00	00/01	
Species	ᐆᒪᔪᑦ	**Umajuin**						
Caribou[1]	ᑐᒃᑐᐃᑦ[1]	Tuktut[1]	381	387	354	400	222	349
Polar bear[2]	ᓇᓄᐃᑦ[2]	Nanuit[2]	11	13	0	12	10	9
Wolf	ᐊᒪᕈᐃᑦ	Amagut	2	6	2	1	4	3
Arctic fox[3]	ᑎᓇᒐᓐᓂᐊᑦ[3]	Tigiganiat[3]	92	38	6	21	22	36
Coloured fox	ᖃᑯᖏᑦᑐᑦ ᑎᓇᒐᓐᓂᐊᑦ	Kalaliit tigiganiat	2	5	3	3	3	3
Arctic hare	ᐅᑲᓖᑦ	Ukalik	40	55	63	53	65	55
Seals (unspecified)	ᓯᖃᑯᓖᑦ	Natiit	8	0	0	1	0	2
Ringed seal[4]	ᓇᑦᓱᑦ[4]	Natiinat[4]	2,764	2,235	1,437	1,884	1,700	2,004
Bearded seal	ᐅᒃᔪᐃᑦ	Ukyuk	26	18	20	22	10	19
Harp seal	ᖃᐃᕈᓖᑦ	Qairulik	9	8	26	10	11	13
Hooded seal	ᐊᐸᐃᑦ	Nahakakaktutut ittut natiit	0	0	1	0	0	<1
Walrus	ᐊᐃᕕᑦ	Akvik	1	0	0	0	0	<1
Narwhal[5]	ᑑᒫᓖᑦ ᕿᓚᓗᒐᑦ[5]	Tuugaak[5]	8	11	20	5	55	20
Beluga	ᖃᑯᕐᑦ ᕿᓚᓗᒐᑦ	Kilalugak	0	1	0	0	0	<1
Snow goose[6]	ᑲᖑᐃᑦ[6]	Kanguq[6]	100	149	41	31	121	88
Canada goose	ᓂᕐᓖᑦ ᐅᓗᐊᒍᓐᓖᑦ	Nikliknik	24	36	47	34	53	39
Brant goose	ᓂᕐᓕᕐᓇᐃᑦ	Nirlirnaq	0	3	0	0	0	1
Old squaw	ᐊᒃᑭᐊᕐᔪᐃᑦ	Aahangik	0	0	0	0	4	1
Eider duck[7]	ᒥᑏᑦ[7]	Kingalik[7]	250	76	86	79	172	133
Common loon	ᑑᓪᓕᕐᔪᐊᑦ	Tuulik	1	0	0	0	0	<1
Red-throated loon	ᖃᖅᓴᐅᑦ	Qaqhuaq	19	7	4	2	2	7
Black guillemot	ᐱᑦᓯᐅᓖᑦ	Black guillemot	0	0	0	0	1	<1
Thick-billed murre	ᐊᑉᐸᐃᑦ	Thick-billed murre	0	1	4	0	0	1
Ptarmigan	ᐊᕿᒃᑭᑦ	Akilgik	1,159	1,818	1,434	531	1,129	1,214
Sandhill crane	ᑕᑎᒃᓴᔪᐊᑦ	Tatilgaq	0	0	1	0	1	<1
Eggs (unspecified)	ᒪᓐᓃᑦ	Manniit	1	0	0	0	0	<1
Goose eggs	ᑲᖑᐃᑦ ᒪᓐᓂᖏᑦ	Uluaguliit manniit	423	318	48	41	787	323
Duck eggs	ᒥᑏᑦ ᒪᓐᓂᖏᑦ	Tinmiat manniit	0	12	25	5	0	8
Arctic tern eggs	ᐃᒥᖅᑯᑕᐃᓚᐃᑦ ᒪᓐᓂᖏᑦ	Emitkutailat manniit	24	11	3	1	8	9
Seagull eggs	ᓇᐅᔭᐃᑦ ᒪᓐᓂᖏᑦ	Nauyat manniit	20	22	33	73	18	33
Arctic char[8]	ᐃᖃᓗᒃᐲᑦ[8]	Ikaliviit[8]	6,951	8,682	10,442	9,382	6,860	8,463
Burbot	ᑎᒃᑑᓖᒃ	Tiktaaliq	0	0	1	0	0	<1
Arctic cisco[9]	ᐅᑭᐅᑦᑕᑐᒥ ᑲᕕᓯᓖᑦ[9]	Kapihilik[9]	0	0	40	3	0	9
Least cisco	ᒥᑭᓂᕐᖓᑦ ᑲᕕᓯᓖᑦ	Eetuuk	0	1	0	0	0	<1
Cod	ᐆᒪᐃᑦ	Ugak	33	143	241	713	332	292
Sculpin[10]	ᑲᓇᔪᐃᑦ[10]	Kanayuk[10]	589	5,376	1,325	908	694	1,778
Turbot	ᖃᓕᕐᓖᑦ	Nataarnak	109	189	89	12	43	88
Clams	ᐊᒻᒧᒪᔪᑦ	Uviluq	6,971	14,066	9,795	15,057	766	9,331

[1-10]: See page 201 for community feedback and other sources of data.

[1-10]: ᑕᑯᒍᒃ ᒪᕐᕕᒐᖅ 202 ᓄᓇᓖᑦ ᑭᐅᔪᑎᖏᑦ ᐊᒻᒪᓗ ᐊᓯᖏᑦ ᐱᕕᐅᔪᑦ ᓈᒐᐅᑎᓂᒃ.

[1-10]: Takulugu makpigaak 203 nunanit kiutjutinganik ovalo aalanik naunaiyautainik.

TABLE/ᓇᓗᓇᐃᔭᐅᑦ/NAUNAIKUTA 76

Annual hunter response — **All Years (June 1996 - May 2001)**

ᐊᒡᕋᒍᑕᒫᑦ ᐊᖑᓇᓱᒃᑏᑦ ᑭᐅᓂᖏᑦ — **ᑕᒪᐃᓐᓄᑦ ᐊᒡᕋᒍᓄᑦ (ᓱᕈᓂ 1996 - ᒪᐃ 2001)**

Angujauvaktu — **Tamamik ukiuni (June 1996 - May 2001)**

Study Year/ᖃᐅᔨᓴᕐᕕᒃ ᐊᒡᕋᒍ/Ihivgiukimayut Ukiumi			1	2	3	4	5	Total ᑲᑎᕐᑐᑦ Tamakiklugin
			96/97	97/98	98/99	99/00	00/01	
Hunter Response Categories	ᐊᖑᓇᓱᒃᑏᑦ ᑭᐅᓂᖏᑦ ᐊᒡᒍᕐᒪᓂᖏᑦ	**Angunahukpaktun Kiujait**						
Monthly hunter list	ᑕᕿᑕᒫᑦ ᐊᖑᓇᓱᒃᑏᑦ	Tatkitaman angunahuktut titigait	198	213	214	223	218	245*
Hunters interviewed	ᐊᖑᓇᓱᒃᑏᑦ ᐊᐱᕐᓱᕐᑕᑦ	Angunahuktin apikhuktan	194	211	210	220	213	240*
Harvested	ᐊᖑᓇᓱᒃᑐᒥᓃᑦ	Angujaujut	171	171	161	161	156	217*
Response Rate (%)	ᑭᐅᔪᑦ ᖃᑦᓯᐅᓂᖏᑦ (%)	Kiujut (%)	93	97	98	97	98	97**

* Hunters registered/interviewed/harvested at least once during the study.
** Mean annual response rate.

* ᐊᖑᓇᓱᒃᑏᑦ ᐊᑎᓕᐅᕐᓯᒪᔪᑦ/ᐊᐱᕐᓱᕐᑕᕐ/ᐊᖑᓇᓱᒃᑐᒥᓃᑦ ᐊᑕᐅᓯᐊᕐᓗᐊᕐᑐᑎᒃ ᖃᐅᔨᓴᕐᓂᖏ.
** ᐊᔾᔨᒌᓕᕐᑎᓯᒪᔪᑦ ᐊᒡᕋᒍᑕᒫᑦ ᑭᐅᔪᑦ.

* Angunahuktin atiliukhimajut/apikhiktaunikut/anguhimajut talvani kaujihatatiplugin.
** Atjikilirhimajut ukiumun kiutjutaujut.

TABLE/ᓇᓗᓇᐃᔭᐅᑦ/NAUNAIKUTA 77

Recall period between harvest and interview, expressed as % of total harvest records — **All Years (June 1996 - May 2001)**

ᐅᑎᕐᕕᐅᔪᑦ ᐊᑯᕐᖓᓂ ᐊᖑᓇᓱᓐᓂᖓᑕ ᐊᒻᒪᓗ ᐊᐱᕐᓱᕐᑕᐅᓂᖓᑕ, ᓇᓗᓇᐃᕐᑕᑦ ᐃᒫᒃ % ᑲᑎᕐᑐᑦ ᐊᖑᓇᓱᒃᑕᑦ ᑎᑎᕐᕐᑕᐅᒪᔪᑦ — **ᑕᒪᐃᓐᓄᑦ ᐊᒡᕋᒍᓄᑦ (ᓱᕈᓂ 1996 - ᒪᐃ 2001)**

Angunahuktin apikhuktaujut, iluakhagaujutl % tamakiklugit angujauhimajut umajut — **Tamamik ukiuni (June 1996 - May 2001)**

Study Year/ᖃᐅᔨᓴᕐᕕᒃ ᐊᒡᕋᒍ/Ihivgiukimayut Ukiumi			1	2	3	4	5	Total ᑲᑎᕐᑐᑦ Tamakiklugin
			96/97	97/98	98/99	99/00	00/01	
Recall Period	ᐅᑎᕐᕕᐅᔪᑦ	**Pigiakvia**						
≤ 3 months	≤ 3 ᑕᕿᑦ	≤ tatkin pingahut	99	100	100	100	100	100
4-6 months	4-6 ᑕᕿᑦ	tatkin hitaman 6nut	0	0	0	0	0	0
> 6 months	> 6 ᑕᕿᑦ	> 6 tatkin	1	0	0	0	0	0

TABLE/ᓇᓗᓇᐃᔭᐅᑦ/NAUNAIKUTA 78

Number of hunters harvesting each species

ᖃᑦᓯᐅᓂᖏᑦ ᐊᖑᓇᓱᒃᑏᑦ ᐊᖑᓇᓱᒃᐸᑦᑐᑦ ᐊᑐᓂᒃ ᐆᒪᔪᕐᓂᒃ

Angunahuktin angutivaktun umajunik

All Years (June 1996 - May 2001)

ᑕᒪᐃᓐᓄᑦ ᐊᒃᕋᒍᓄᑦ (ᔫᓂ 1996 - ᒪᐃ 2001)

Tamamik ukiuni (June 1996 - May 2001)

6.1.3

Study Year/ᖃᐅᔨᓴᕐᕕᒃ ᐊᒃᕋᒍ/Ihivgiukimayut Ukiumi			1	2	3	4	5	Total ᑲᑎᕐᑐᑦ Tamakiklugin
			96/97	97/98	98/99	99/00	00/01	
Species	ᐆᒪᔪᑦ	Umajuin						
Caribou	ᑐᒃᑐᐃᑦ	Tuktut	62	54	53	52	29	106
Polar bear#	ᓇᓄᐃᑦ#	Nanuit#	n/d	n/d	n/d	n/d	n/d	n/d
Wolf	ᐊᒪᕈᐃᑦ	Amagut	2	4	2	1	4	10
Arctic fox	ᑎᓇᒐᓐᓂᐊᑦ	Tigiganiat	16	19	4	6	10	36
Coloured fox	ᖃᑯᓐᖏᑦᑐᑦ ᑎᓇᒐᓐᓂᐊᑦ	Kalaliit tigiganiat	2	4	3	2	3	10
Arctic hare	ᐅᑲᓖᑦ	Ukalik	21	27	36	27	28	74
Seals (unspecified)	ᓯᖕᑯᓖᑦ	Natiit	3			1		4
Ringed seal	ᓇᑦᓱᑦ	Natiinat	138	138	126	122	119	190
Bearded seal	ᐅᒃᔪᐃᑦ	Ukyuk	14	14	18	15	8	47
Harp seal	ᖃᐃᕈᓖᑦ	Qairulik	9	6	19	8	10	43
Hooded seal	ᐊᐸᐃᑦ	Nahakakaktutut ittut natiit			1			1
Walrus	ᐊᐃᕕᑦ	Akvik	1					1
Narwhal	ᑑᒫᓖᑦ ᕿᓚᓗᒐᑦ	Tuugaak	6	11	16	4	25	37
Beluga	ᖃᑯᑦᑕᑦ ᕿᓚᓗᒐᑦ	Kilalugak		1				1
Snow goose	ᑲᖑᐃᑦ	Kanguq	27	22	18	12	19	63
Canada goose	ᓂᑦᓖᑦ ᐅᓗᐊᒍᓐᓖᑦ	Nikliknik	15	14	13	19	20	54
Brant goose	ᓂᑦᓕᑦᓇᐃᑦ	Nirlirnaq		2				2
Old squaw	ᐊᒋᐊᑦᔪᐃᑦ	Aahangik					1	1
Eider duck	ᒥᑏᑦ	Kingalik	41	29	19	22	31	81
Common loon	ᑑᓕᑦᔪᐊᑦ	Tuulik	1					1
Red-throated loon	ᖃᖅᓴᐅᑦ	Qaqhuaq	3	3	3	1	1	7
Black guillemot	ᐱᑦᓯᐅᓖᑦ	Black guillemot					1	1
Thick-billed murre	ᐊᑉᐸᐃᑦ	Thick-billed murre		1	3			4
Ptarmigan	ᐊᕿᒐᒋᑦ	Akilgik	72	71	59	45	55	131
Sandhill crane	ᑕᑎᒐᑦᔪᐊᑦ	Tatilgaq			1		1	2
Eggs (unspecified)	ᒪᓐᓃᑦ	Manniit	1					1
Goose eggs	ᑲᖑᐃᑦ ᒪᓐᓂᖏᑦ	Uluaguliit manniit	28	11	9	6	27	57
Duck eggs	ᒥᑏᑦ ᒪᓐᓂᖏᑦ	Tinmiat manniit		1	2	2		5
Arctic tern eggs	ᐃᒥᖅᑯᑕᐃᓚᐃᑦ ᒪᓐᓂᖏᑦ	Emitkutailat manniit	2	2	1	1	1	6
Seagull eggs	ᓇᐅᔭᐃᑦ ᒪᓐᓂᖏᑦ	Nauyat manniit	6	4	6	4	4	19
Arctic char	ᐃᖃᓗᒃᐲᑦ	Ikaliviit	112	89	96	105	82	174
Burbot	ᑎᒃᑖᓖᒃ	Tiktaaliq			1			1
Arctic cisco	ᐅᑭᐅᑦᑕᑦᑐᒥ ᑲᕕᓯᓖᑦ	Kapihilik			3	1		4
Least cisco	ᒥᑭᓂᖕᖓᑦ ᑲᕕᓯᓖᑦ	Eetuuk		1				1
Cod	ᐆᒪᐃᑦ	Ugak	9	12	16	19	26	59
Sculpin	ᑲᓇᔪᐃᑦ	Kanayuk	31	33	52	40	37	109
Turbot	ᖃᓕᕐᓖᑦ	Nataarnak	1	1	1	1	1	1
Clams	ᐊᒃᒧᒪᔪᑦ	Uviluq	23	14	14	20	6	51

‡‡ No data are available corresponding to the harvest numbers shown in the harvest estimates table which were provided by DSD.

‡‡ ᑎᑎᕋᓯᒪᔪᓂᒃ ᐱᑕᖃᖅᑐᑦᑐᒃ ᐱᔾᔪᑎᓕᓐᓂᒃ ᐊᖑᔭᑦ ᖃᑦᓯᐅᓂᖏᓐᓄᑦ ᐊᓚᒃᑲᐅᒪᔪᓄᑦ ᐊᖑᔭᓄᑦ ᓇᓚᐅᕐᓂᑎᓂ ᑐᓂᔭᖏᓐᓂ ᐃᑯᐱᕐᕕᓕᓂᕆᑦ.

‡‡ Nahagauhimaitut titigakhimajunik pitman kanuk angujaukatakhimajunik kanukitunit pijaumajut ikupiktulikijinik.

6.1.3 Community Results Discussion: Clyde River

The survey frame:

An assessment of under-enumeration during the community visit indicated that there were very few hunters who were not registered in the Harvest Study. It is estimated that there was one non-Inuit hunter with assigned hunting rights who was not registered, an occasional hunter. As discussed in Section 5.2.1 the effect of this under-enumeration would have led to a downward bias of the harvest estimates. However, the extent of the bias is likely very small since the missing hunter represents less than one percent of the total hunter population (Table 10).

Due to the relatively small number of intensive hunters registered in Clyde River, the intensive classification was joined with the active classification for the purpose of calculating harvest estimates.

Survey coverage and non-response bias:

Response rates remained high throughout the course of the Harvest Study. As seen in Table 9 the consistent intentional non-response rate in Clyde River was 1.2%, and was not thought to contribute to potential non-response bias.

Response rates were felt to be high enough and non-response bias low enough in all years to ensure that n did in fact constitute a sufficiently representative sample of N hunters.

Measurement issues and response error:

There were no specific incidents of measurement error brought up during the community visit. However, readers should refer to Section 5.4 for a thorough discussion of this issue.

As seen in the recall period tables, the vast majority of harvest records were collected within three months of the harvest, thereby minimizing recall error.

As noted in the comments associated with arctic char below, there was commercial harvesting of char during the study. Most of these fish were reported along with the subsistence harvest and are thought to be included in the harvest estimates. However, any harvests which indicated that they were commercial were removed from the database and can be seen in Table 4.

Community feedback and other sources of data:

1. **Caribou:** Caribou harvesting consisted of barren-ground caribou.
2. **Polar bear:** Numbers displayed are not estimates but confirmed harvest numbers supplied by DSD (DSD PB).
3. **Arctic fox:** The decline in harvest in year 3 was likely due to the implementation of humane trapping standards (C.F.).
4. **Ringed seal:** Harvest estimates seem accurate; harvesting will vary from year to year with weather/ice conditions and pelt prices. Seal harvesting has likely increased since the Harvest Study ended due to increasing pelt prices (C.F.).
5. **Narwhal:** Harvest estimates seem accurate (C.F.). The narwhal quota was 50 animals annually. DFO reports the following harvest numbers for narwhal (note that DFO data are based on fiscal years, whereas Harvest Study data are based on harvest years that run from June to May) (DFO N/B):

96/97	97/98	98/99	99/00	00/01
10	15	27	4	51

   There is variation from year to year with ice conditions. Fewer animals are harvested in years when ice break up is late (C.F.).
6. **Snow goose:** Harvest estimates seem accurate. The lower harvests in years 3 and 4 were likely due to poor spring weather. When weather is poor birds do not stop in the area, they just pass by (C.F.).
7. **Eider duck:** There are more king eiders around Clyde River than common eiders. Although both are harvested, king eiders are taken in larger numbers (C.F.).
8. **Arctic char:** Harvest estimates seem accurate (C.F.). There was commercial harvesting of char during the study. The community Fieldworker reported that these harvests were reported and recorded with the subsistence harvest. Harvest estimates therefore do include some of the commercial harvests in this community.
9. **Arctic cisco:** Although there are no arctic cisco in the area, hunters travel to the Kivalliq region to harvest this species (C.F.).
10. **Sculpin:** These fish are caught inadvertently when fishing for other species. Harvest estimates seem accurate (C.F.)

6.1.3 ᓄᓇᓕᓐᓂ ᓴᖅᑭᑕᐅᔪᓂᒃ ᐅᖃᖃᑎᒌᕈᑎᑦ: ᑲᖏᖅᑐᒥᒐᕐ

ᖃᐅᔨᓴᓂᐅᑉ ᐋᖅᑭᐅᒪᓂᖓ:

ᕿᒥᕐᕈᓂᖃᖅᑎᓪᓗᒍ ᐊᑎᓕᐅᕝᕕᓗᐊᖅᐸᑦᑐᑦ ᐱᓪᓗᒋᑦ ᓄᓇᓕᑦ ᐳᓚᕋᖅᑕᐅᑎᓪᓗᒋᑦ ᖃᐅᔨᓚᐅᖅᑐᑦ ᖃᑦᑏᓐᓇᑯᓗᓚᐅᓂᖏᓐᓂᒃ ᐊᑎᖃᖃᑕᐅᕝᕕᑦᑐᐃᑦ ᖃᐅᔨᓴᓂᖃᖅᑎᓪᓗᒍ. ᐃᓱᒪᒋᔭᐅᓯᒪᔪᖅ ᐊᑕᐅᓯᐅᓚᐅᓇᐅᒃᓴᖓᓂᒃ ᐃᓅᕝᕕᑦᑐᖅ ᐱᔪᓐᓇᐅᑎᖃᖅᑎᑕᐅᔪᖅ ᐊᑎᖃᖃᑕᐅᓚᐅᖏᑦᑐᒥᒃ ᐆᒪᔪᕋᓱᑦᑐᓂ ᖃᑯᑎᒃᑯᑦ. ᐅᖃᐅᓯᐅᒻᒪᑕ ᓈᓴᐅᑎᒥ 5.2.1 ᑕᒪᑐᒪ ᐊᑎᓕᐅᓇᕝᕕᓗᕈᑎᐅᑉ ᐱᒍᑕᐅᓂᖓ ᐊᑦᑎᕝᕕᓪᓕᑎᑦᓯᒪᒐᔭᖅᑐᐃᑦ ᐆᒪᔪᖅᑕᐅᕝᕕᑦᑐᑦ ᖃᑦᓯᐅᕝᕕᓂᖏᓐᓂᒃ. ᑭᓯᐊᓂ ᖃᓄᖅ ᐃᓚᓕᐅᓇᓯᒪᖏᑎᒋᓂᖓ ᐊᒃᓲᓗᐊᖏᑦᑐᖅ ᑖᓐᓇ ᐱᖃᓯᐅᑎᔭᐅᓯᒪᕝᕕᖏᑦᑐᖅ ᐊᖑᓇᓱᑦᑎᓂ 1%ᑐᐊᑯᓗᒋᒻᒪᔪᒃ (ᓇᓕᖅᑲᖅ 10).

ᖃᑦᑏᓐᓇᐸᓗᕝᕕᖏᑦ ᐱᓪᓗᒋᑦ ᐊᖑᓇᓱᒻᒪᓇᑉᐸᑦᑐᑦ ᐊᑎᖃᖃᑕᐅᔪᐃᑦ ᑲᖏᖅᑐᒥᒐᕐᒥ, ᓇᓗᓇᐃᔭᕈᑎᐅᔪᖅ ᐆᒪᔪᕋᓱᑦᑐᓗᓄᑦ ᐊᒃᓱᑲᓪᓗᒃ ᐃᓚᖃᓯᐅᑎᓚᐅᖅᑐᖅ ᓇᓗᓇᐃᔭᕈᑕᐅᔪᒥ ᐆᒪᔪᕋᓱᑦᑐᓗᓄᑦ ᑕᒫᐸᓗᒃ ᓈᓴᐃᓇᓱᑦᑎᓪᓗᒋᑦ ᐆᒪᔪᖅᑕᐅᑦᑐᓂᒃ.

ᖃᐅᔨᓴᖅᑕᐅᔪᑦ ᐊᒻᒪ ᐃᓚᓕᐅᓇᔭᐅᑦᖏᑦᑐᑦ ᑭᐅᓐᖏᑦᑐᑦ:

ᑭᐅᑦᑐᑦ ᐅᓄᖅᑑᑦᓴᐃᓐᓇᓚᐅᖅᑐᑦ ᖃᐅᔨᓴᓂᖃᓂᓚᒫᖓᓂ. ᑕᑯᒃᓯ ᓇᓕᖅᑲᒥ 9 ᐱᔭᕇᓗᑎᒃ ᑭᐅᒃᑕᐃᓕᑦᑐᑦ ᑲᖏᖅᑐᒥᒐᕐᒥ 1.2%ᒥᑦᓴᐃᓐᓇᓚᐅᖅᑐᑦ, ᐃᓱᒪᒋᔭᐅᓚᐅᖅᑐᖅ ᐃᓚᓕᐅᑎᔭᐅᖏᑦᑐᓂᒃ ᐊᑦᑐᐃᓗᐊᕋᔭᕋᓂ ᑭᐅᖏᑦᑐᓄᑦ.

ᓈᒻᒪᒐᓱᒋᔭᐅᓚᐅᖅᑐᑦ ᑭᐅᑦᑐᑦ ᐊᒻᒪᓗ ᑭᐅᑦᖏᑦᑐᑦ ᖃᑦᓱᓐᓇᐅᓗᐊᖅᑐᑎᒃ ᐅᑭᐅᖑᓚᐅᖅᑐᓂ ᑕᑯᑎᑦᓯᓪᓗᐊᖅᑰᖅᑐᖅ ᐱᔭᐅᑦᓚᐅᖅᑐᓂᒃ ᐊᖑᓇᓱᑦᑎᓄᑦ.

ᓱᖅᑰᐃᖅᓯᔪᑎᓈᓕᖓᔪᑦ ᐊᒻᒪ ᑭᐅᔪᑎᑦ ᑕᒻᒪᖅᓯᒪᐅᖅᑐᑦ:

ᑭᓯᒥᒃ ᓴᖅᑭᖅᑐᖃᑦᑦᑖᓚᐅᖏᑦᑐᖅ ᑕᒻᒪᖅᓯᒪᐅᖅᑐᖃᓂᒪᖓᑦ ᐳᓚᕋᖅᑕᐅᑎᓪᓗᒋᑦ ᓄᓇᖃᖅᑐᑦ, ᑭᓯᐊᓂ, ᐅᖃᓕᒫᖅᑐᑦ ᖃᐅᔨᒋᐊᖅᑐᑦᓴᐅᕗᑦ ᓈᓴᐅᑎᒧᑦ 5.4 ᐅᖃᐅᓯᐅᑎᓪᓗᒍ ᑕᒪᓐᓇ.

ᑕᑯᑎᑦᓯᒻᒪᑕ ᐃᖅᑲᖅᓴᕝᕕᖃᖅᐸᑦᑐᑦ ᐊᑯᓂᐅᑎᒋᓂᖏᓐᓂᒃ ᓇᓕᖅᑲᓂ, ᐅᓐᓂᖅᓴᒻᒪᕝᕕᑦ ᐆᒪᔪᖅᑕᐅᑦᑐᓄᑦ ᑎᑎᖅᓯᒪᔪᑦ ᓄᐊᑕᐅᑦᓚᐅᕐᓂᖏᓐᓂᒃ ᑕᖅᑭᑦ ᐱᖓᓱᑦ ᑐᖓᒍᑦ ᐆᒪᔪᓚᐅᖅᑐᒥᓂᐅᑎᓪᓗᒋᑦ, ᑕᒻᒪᔾᔭᐃᒃᑯᑎᒋᓂᖅᓴᕝᕕᓪᓗᒍ.

ᐅᖃᐅᓯᐅᔪᑦ ᒪᓕᒃᑐᒋᑦ ᐃᖃᓗᐃᑦ ᐱᓪᓗᒋᑦ ᐊᑎᑦᑎᓐ ᓂᐅᕈᑕᖃᖅᑐᖃᖅᐸᓚᐅᖅᑐᖅ ᐃᖃᓗᒥᓂᓂᒃ ᖃᐅᔨᓴᓂᖃᖅᑎᓪᓗᒍ. ᑕᒪᒃᑯᐊ ᐱᖃᓯᐅᑎᔭᐅᓂᖅᓴᐅᑦᓚᐅᖅᑐᑦ ᓂᕈᑦᓴᒋᐊᖑᔪᑦᑐᒥᓂᕐᑦ ᐊᒻᒪᓗ ᐃᓱᒪᒋᔭᐅᓪᓗᑎᒃ ᐱᖃᓯᐅᓯᒪᒋᐊᖏᓐᓂᒃ ᐃᖃᓗᑦᑕᐅᑦᑐᒥᓂᑦ ᖃᑦᓯᐅᓂᖏᓐᓂᒃ. ᑭᓯᐊᓂ, ᐃᖃᓗᒃᑕᐅᔪᒥᓂᓂ ᓇᓗᓇᐃᔭᕈᑎᖃᖅᑐᓂᒃ ᓂᐅᕈᑎᒃᓴᒥᓂᐅᓂᖏᓐᓂᒃ ᐲᖅᑕᐅᓚᐅᖅᑐᑦ ᐊᓪᓚᓯᒪᔪᓂᑦ ᑕᑯᔭᐅᔪᓐᖅᑐᑎᓪᓗ ᓇᓕᖅᑲᒥ 4.

ᓄᓇᓕᒻᒥ ᑭᐅᔾᔪᑎᑦ ᐊᒻᒪᓗ ᐊᓯᖏᑦ ᐊᓪᓚᑕᐅᓯᒪᔪᑦ:

1 **ᑐᒃᑐᐃᑦ:** ᑐᒃᑐᐃᑦ ᓇᓱᖅᑐᖃᖏᑦᑐᒥᐅᑕᑦ

2 **ᓇᓄᐃᑦ:** ᓈᓴᐅᑎᑦ ᑕᑯᔭᒃᓴᐅᔪᑦ ᒥᑦᓴᐅᓯᕈᑎᑐᐃᓐᓇᐅᖏᑦᑐᑦ ᑭᓯᐊᓂ ᓈᓴᖅᑕᐅᓯᒪᓪᓚᑦᑖᖅᑐᑦ ᓄᓇᕗᑦ ᒐᕙᒪᒃᑯᑦ ᐃᑯᐱᕝᕕᓗᓇᔭᒃᑯᖏᓐᓂᑦ (DSD PB).

3 **ᑎᓇᒐᓂᐊᖅ:** ᑎᓇᒐᓂᐊᖅᑕᐅᕝᕕᑦᑐᑦ ᑲᑕᔾᔪᒻᒥᓯᒪᖅᑰᖅᑐᑦ ᐅᑭᐅᒥ 3 ᐊᑐᓕᖅᑎᑕᐅᓚᐅᖅᓯᒪᓂᖏᓐᓂᑦ ᒥᑭᒋᐊᖅᓂᐊᕈᓯᐅᔭᓇᐊᓕᑦ ᒪᓕᒃᑐᖏᑦ (C.F.).

4 **ᓇᑦᓯᑦ:** ᐱᔭᐅᕝᕕᑦᑐᑦ ᖃᑦᑎᐅᓂᖏᑦ ᓈᒻᒪᑦᑑᔾᔭᖅᑐᑦ; ᓇᑦᓯᖅᑕᐅᕝᕕᑦᑐᑦ ᐊᔾᔨᒌᑦᑕᐃᓐᓇᖅᐸᖏᑦᑕᖏᑦ ᐊᕐᕋᒍᑕᒫᑦ ᓯᒪ ᓯᑯᓗ ᐱᔾᔪᑕᐅᓪᓗᑎᒃ ᐊᒻᒪᓗ ᕿᓯᑦ ᐊᑭᕝᕕᑦᑕᖏᑦ. ᓇᑦᑎᕋᓱᐸᑦᑐᑦ ᐅᓄᖅᓯᕈᐊᖅᓯᒪᖅᑰᖅᑐᑦ ᑕᐃᒪᓐᖓᓂᑦ ᖃᐅᔨᓴᓂᖃᓇᐊᓯᓂᖓᓂᑦ ᐊᑭᑦᑐᐸᓪᓕᐊᓯᒪᓂᖏᓐᓂᑦ ᕿᓯᕋᔭᐃᑦ (C.F.).

5 **ᑑᒐᓕᑦ:** ᐱᔭᐅᕝᕕᑦᑐᑦ ᖃᑦᑎᐅᓂᖏᑦ ᓈᒻᒪᑦᑑᔾᔭᖅᑐᑦ (C.F.). ᐊᓪᓚᓐᖓᐊᓇᑦ ᑰᑕᖃᓚᐅᖅᑐᑦ 50ᓂᒃ ᐊᕐᕋᒍᑕᒫᑦ. ᐃᒪᕐᒥᐅᑕᓕᓇᔭᒃᑯᓐᓂᑦ ᐊᓪᓚᑕᐅᓯᒪᔪᐃᑦ ᐅᑯᐊ ᓈᓴᐅᑎᑦ ᑑᒐᓕᒐᖅᑕᒥᓂᕐᓂᑦ (ᖃᐅᔨᒪᒋᑦ ᐃᒪᕐᒥᐅᑕᓕᓇᔭᒃᑯᑦ ᓈᓴᐅᑎᖏᑦ ᒪᓕᒃᒪᑕ ᑮᓇᐅᔭᖅᑑᑎᒋᕝᕕᑦᑕᒥᑕ ᐅᑭᐅᖏᓐᓂᒃ, ᐆᒪᔪᖅᑕᐅᕝᕕᑦᑐᓂᓪᓗ ᐊᓪᓚᓯᒪᔪᖏᑦ ᒪᓕᖓᕐᒪᑕ ᐱᒋᐊᕐᕕᖃᖅᑐᑎᒃ ᔪᓂᒥᑦ ᒪᐃᒧᑦ) (DFO N/B):

96/97	97/98	98/99	99/00	00/01
10	15	27	4	51

ᐊᔾᔨᑮᓐᖓᓂᖃᖅᐸᑦᑐᖅ ᐅᑭᐅᖑᔪᓂᒃ ᓯᑯ ᐱᓪᓗᒍ. ᖃᑦᑎᓇᐅᓂᖅᓴᐃᑦ ᐱᔭᐅᕝᕕᓯᖑᔪᑦ ᑐᕝᕕᐃᓐᓇᓛᖅᑐᒥᓂᐅᕐᓂᖓᑦ (C.F.).

6 **ᑲᖑᐃᑦ:** ᐱᔭᐅᕝᕕᑦᑐᑦ ᖃᑦᑎᐅᓂᖏᑦ ᓈᒻᒪᑦᑑᔾᔭᖅᑐᑦ. ᑲᖑᖅᑕᐅᕝᕕᑦᑐᒥᓂᑦ ᐅᑭᐅᖏᓐᓂ 3 ᐊᒻᒪ 4 ᖃᑦᑎᓇᐅᓂᖅᓴᐅᖅᑰᖅᑐᒥᓂᑦ ᐅᐱᖅᖓᑦᓯᐊᕝᕕᐅᓚᐅᖏᓐᓂᖓᓄᑦ. ᐅᐱᖅᖓᓇᓵᕐᖓᑦ ᑎᒻᒥᐊᑦ ᖃᖏᐊᓇᓂᐅᓴᐃᓐᓇᑦᒪᑕ ᓄᓇᖓᓂᒃ (C.F.).

7 **ᒥᑎᑦ:** ᕿᖓᓕᑦ ᐊᑐᐃᓐᓇᐅᓂᖅᓴᐅᔪᑦ ᑲᖏᖅᑐᒥᒐᐱᐅᑉ ᖃᓂᒋᔭᖓᓂ ᒥᑎᑦ ᓴᓂᐊᓂ. ᑕᒪᕿᒃ ᐱᔭᐅᕝᕕᖃᓗᐊᖅᑎᓪᓗᒋᑦ, ᕿᖓᓕᑦ ᐱᔭᐅᕝᕕᑦᑐᑦ ᐅᓄᖅᑐᖃᓪᓚᐅᕝᕕᑦᑐᑦ (C.F.).

8 **ᐃᖃᓗᐃᑦ:** ᐱᔭᐅᕝᕕᑦᑐᑦ ᖃᑦᑎᐅᓂᖏᑦ ᓈᒻᒪᑦᑑᔾᔭᖅᑐᑦ (C.F.). ᐃᖃᓗᒃᑐᖃᖅᐸᓚᐅᖅᑐᖅ ᐃᓚᖏᓐᓂᒃ ᓂᐅᕈᑎᑦᓴᓂᒃ ᖃᐅᔨᓴᓂᖃᓂᖓᓂ. ᓄᓇᓕᒻᒥ ᐳᓚᕋᖅᑎ ᐊᓪᓚᑦᐸᓚᐅᖅᑕᖏᑦ ᑕᒪᒃᑯᐊ ᓂᕈᒃᓴᒋᐊᖑᔪᕝᕕᑦᑐᓄᑦ. ᑕᐃᒪᐃᓐᓇᑦ ᐃᖃᓗᒃᑕᐅᕝᕕᑦᑐᓄᑦ ᓈᓴᖅᑕᐅᓯᒪᔪᐃᑦ ᐃᓚᖏᓐᓂᒃ ᐱᖃᓯᐅᑎᓯᒪᔪᑦ ᓂᐅᕈᑎᑦᓴᐅᕝᕕᑦᑐᒥᓂᒃ ᓄᓇᓕᒻᒥ.

9 **ᐅᑭᐅᖅᑕᖅᑐᒥ ᑲᕕᓯᓕᑦ:** ᑲᕕᓯᓕᖅᑭᖅᑲᓗᐊᖅᑎᓪᓗᒍ ᓄᓇᓕᐅᑉ ᖃᓂᒋᔭᖓᓂ, ᐊᖑᓇᓱᑦᑎᑦ ᑭᕝᕕᓕᐊᖅᐸᑦᑐᑦ ᑲᕕᓯᓕᕋᓱᑦᑎᐊᖅᑐᑎᒃ (C.F.).

10 **ᑲᓇᔪᐃᑦ:** ᑲᓇᔪᐃᑦ ᐱᔭᐅᒐᔪᑦᑐᑦ ᐃᖃᓗᒐᓱᑦᑐᖅᑎᓪᓗᒍ ᐊᓯᖏᓐᓂᒃ. ᐱᔭᐅᕝᕕᑦᑐᑦ ᖃᑦᑎᐅᓂᖏᑦ ᓈᒻᒪᑦᑑᔾᔭᖅᑐᑦ (C.F.).

6.1.3 Nunani Iniktikhimayut Ukauhiit: Kangiktugaapik

Ihivgiukhimayut iniktigutait:
Ihivgiufaakhimayut ataani ihivgiukhimayuni nunani pulaaktakhimapluni naunaiyakhimayuk ikitut umayukhiuktit titigaktauhimaitut Umayukhiukhimayut Ihivgiugutaini. Naunaiyakhimayuk atauhik inuinaugituk umayukhiukti tuniyauhimayuk umayukhiulaagutinik inminiigutinik, ilaani umayukhiukpaktuk. Ukahimayut ilangani 5.2.1 ikpinaguait hamani ataani ihivgiukhimayuk pilaaktuk ataani ihimagiyaini umayukhiukhimayut naunaiyautaini. Kihimi naunaiyautaa ihimagiyaini mikikpiaktu ilaungitut umayukhiuktit ikitkiyaumat 1%mik tamaat umayukhiuktinit (ikpatauyak 10).

Pihimanmat mikiyut amigaitjutait umayukhiunginaktut titigakhimayut Kangiktugaapikmi, umayukhiuginaktut naunaiyautait ilauhimayut umayukhiukatakunut naunaiyautainut atugutaini naunaiyakhimayut umayukhiukhimayut naunaiyautaini.

Ihivgiukhimayut pihimayut ovalo kiuyuitut ihumagiyait:
Kiuhimayut naunaiyautait angiyut tamaat pitilugit Umayukhiukhimayut Ihivgiuhimatitlugit. Takulaaktut ikpatauyami 9mi aatjikutait pikataktut kiuyuitut naunaiyautait Kangikugaapikmi 1.2%kuyut ovalo ihumagiyaungituk ilauyuk kiuyuituni ihimagiyaini.

Kiuhimayut naunaiyautait ihimagiyauyut angiyut ovalo kiuyuitut ihimagiyait mikiyut tamamik ukiuni piyaami nni pipkakhimayut naunaiyautaini Nni umayukhiuktini.

Atugutingit ihumagiyait ovalo kiuhimayut ihuinaagutait:
Pikangituk pihimayunit atugutingini ihuinaakhimayuni ukakhimayut nunani pulaakhimatitlugit. Kihimi taiguaktut takuyukhat ilangani.5.4 ukautigini hamna ihumagiyaini.

Takuhimayuni uktiktihimayut ubluit ikpatauyami, amigaitut umayukhiukhimayut titigakhimayut katitikhimayut iluani pingahut tatkikhiutini, taimaimat mikiyut utiktihimayut ihuinaagutait.

Titigakhimayumi ukautini mikhaanut ikaliviit hamani, kinauyaliukhimayut umayukhiuktuni ikalivinik ihivgiuktitlugit. Amigaitkiyait hapkua ilaukhimayut tuhaktitihimayut ilangani atuktakhaini ikalukhiuhimayainut ovalo ihumagiyauyut umayukhiukhimayuni naunaiyautaini. Kihimi umayukhiukhimayut titigakhimayut kinauyaliukhimayuni, unguvakhimayut katitikhimayunit ovalo takulaaktut ikpatauyami 4mi.

Nunanit ukakhimayut ovalo aalat pihimayaini katitikhimayuni:

1. **Tuktut:** Tuktut umayukhiukhimayut pihimayut nunani tuktut.
2. **Nanuit:** Amigaitjutait takuhimayut naunaiyautaungitut kihimi pihimayut umayukhiukhimayut amigaitkutait pihimayut DSDkunit (DSD PB).
3. **Tigiganiat:** Mikhilihimayut umayukhiukhimayuni ukiumi 3mi atulikhimagamik nutaanik nanigianik (C.F.).
4. **Natinat:** Umayukhiukhimayut naunaiyautait naamaktut; umayukhiukhimayut aalangukataniaktut ukiuni hilamut/hikumut naamagutainik ovalo amiit akiinut. Natiit umayukhiukhimayut amigailikhimayut Umayukhiukhimayut Ihivgiuktut inikmata, angiklilimatalu amiit akiit (C.F.).
5. **Tuugaat:** Umayukhiukhimayut naunaiyautait naamaktut (C.F.) Tugaaliit kilalugait kotait 50kuyut umayut ukiuk tamaat. DFOkut tuhaktitihimayut hapkoa umayukhiukhimayut amigaitjutait tugaaliit kilalugait (nalungilutit DFOkut katitikhimayait atukhimayut ukiungini atuktainit, Umayukhiukhimayut Ihivgiukhimayut katitikhimayait atukhimanmata umayukhiukhimayut ukiungit Junemit Maymut (DFO N/B):

96/97	97/98	98/99	99/00	00/0
10	15	27	4	51

   Naunaiyautait aalatkiitut ukiuni hikut kanugitaakhainut. Ikitkiyait umayut umayukhiukpaktut hikut ahiguktigaagat kinguvakhimapluni (C.F.).
6. **Kanguq:** Umayukhiukhimayut naunaiyautait naamaktut. Mikitkiyait umayukhiukhimayut ukiuni3mi ovalo 4mi nakuuluangimat upingaami hila. Hilaa nakuugitkaagat tingmiat nutkayuitut nunami kihimi kagiinakpaktut (C.F.).
7. **Tingmiat:** Amigaitkiyauliktut kingaliit Kangiktugaapikmi mitinit. Tamamik umayukhiugaluakhugit, kingaliit pivaktut amigaitkiyainik (C.F.).
8. **Ikaliviit:** Umayukhiukhimayut naunaiyautait naamaktut (C.F.). Kinauyaliukhimayut umayukhiuktuni ikalivini ihivgiuhimatitlugit. Nunani havaktiit tuhaktitihimayuk hapkoa umayukhiukhimayut tuhaktitihimayut ovalo titigakhimayut ilangani atuktakhaini umayukhiukhimayunut. Umayukhiukhimayut naunaiyautait ilauhimayut ilangit kinauyaliuktunut umayukhiukhimayuni hamani nunani.
9. **Kapihiliit:** Pikangitkaluakhuni arctic cisconik nunami, umayukhiuktit autlaakpaktut Kivalliqmut umayukhiukhugit hapkoa umayut (C.F.).
10. **Kanayuit:** Hapkoa ikaluit pivaktut ilaani ikalukhiuktitlugit aalanik ikalunik. Umayukhiukhimayut naunaiyautait naamaktut (C.F.).

TABLE/ᓇᓗᓇᐃᔭᐅᑦ/NAUNAIKUTA 79

Monthly harvest estimates
ᑕᕿᑕᒫᑦ ᐊᖑᔭᓄᑦ ᓇᓚᐅᑦᓵᕈᑏᑦ
Tatkiktamat nahaktauvaktun

Year 1 (June 1996 - May 1997)
ᐊᒻᕐᒍ 1 (ᔪᓂ 1996 - ᒪᐃ 1997)
Ukiunga 1 (June 1996 - May 1997)

Month/ᑕᕿᖓ/Tatkia			JUN ᔪᓂ	JUL ᔪᓚᐃ	AUG ᐊᐅᒻᒍᑎ	SEP ᓱᑎᒻᐱᓇ	OCT ᐅᑦᑐᐱᓇ	NOV ᓄᓇᒻᐱᓇ	DEC ᑏᓯᒻᐱᓇ	JAN ᔫᖅᓄᐊᓇ	FEB ᓈᕐᖑᐊᓇ	MAR ᒪᕐᓯ	APR ᐃᑦᓇᓕ	MAY ᒪᐃ	Total ᑲᑎᑦᑐᒋᑦ Tamakiklugin ± 95% CI
Species	**ᐆᒪᔪᑦ**	**Umajuin**													
Caribou	ᑐᒃᑐᐃᑦ	Tuktut				19					5	9			33 ± 14
Musk-ox	ᐅᒥᖅᒪᐃᑦ	Umingmait					2				9	8			19 ± 9
Polar bear‡	ᓇᓄᐃᑦ‡	Nanuit‡					6	1		2	2	6	4	2	23
Arctic fox	ᑎᓇᒐᖕᓂᐊᑦ	Tigiganiat						16	1	10	7	4	1		39 ± 8
Arctic hare	ᐅᑲᓖᑦ	Ukalik	10	1							1	11			23 ± 19
Ringed seal	ᓇᑦᓱᑦ	Natiinat	163	77	54	147	101	57	46	77	18	70	23	42	875 ± 122
Bearded seal	ᐅᒡᔪᐃᑦ	Ukyuk			2	18	9					1		1	31 ± 8
Harp seal	ᖃᐃᕈᓖᑦ	Qairulik		1	11	42	14								68 ± 19
Walrus	ᐊᐃᓈᑦ	Akvik			8	3	2					1	3		17 ± 8
Narwhal	ᑑᒫᓖᑦ ᕿᓚᓗᒐᑦ	Tuugaak					1								1 ± 0
Beluga	ᖃᑯᑦᑕᑦ ᕿᓚᓗᒐᑦ	Kilalugak		1											1 ± 1
Snow goose	ᑲᖑᐃᑦ	Kanguq	19	1		3									23 ± 36
Canada goose	ᓄᑦᓖᑦ	Nikliknik	38												38 ± 72
Eider duck	ᒥᑏᑦ	Kingalik		1		13	5								19 ± 8
Ptarmigan	ᐊᕿᒻᒋᑦ	Akilgik				41					12	113		128	294 ± 60
Arctic char	ᐃᖃᓗᒃᐱᑦ	Ikaliviit	271	140	167	54	47	9					9	42	739 ± 294
Sculpin	ᑲᓇᔪᐃᑦ	Kanayuk	27	17											44 ± 41

‡ Polar bear data supplied by DSD.

‡ ᓇᓄᑦᓄᑦ ᑎᑎᕋᑦᑕᒪᔪᑦ ᑐᓂᔭᖅᑦ ᐅᑯᐊ ᐃᑯᐱᕐᕕᓕᕆᔨᑦ.

‡ Nanuin nahagaumajut pijauhimajut Ikupiktulikijinik.

TABLE/ᓇᓗᓇᐃᔭᐅᑦ/NAUNAIKUTA 80

Monthly hunter response — **Year 1 (June 1996 - May 1997)**

ᑕᕿᑖᒪᑦ ᐊᖑᓇᓱᒃᑏᑦ ᑭᐅᓂᖏᑦ — **ᐊᒻᕐᒧ 1 (ᔫᓂ 1996 - ᒪᐃ 1997)**

Tatkiktaman pijauhimajut angunahuktinun — **Ukiunga 1 (June 1996 - May 1997)**

6.1.4

Month/ᑕᕿᖓ/Tatkia			JUN ᔫᓂ	JUL ᔪᓚᐃ	AUG ᐊᐅᒻᒧᑦᑎ	SEP ᓱᑎᒻᐱᕆ	OCT ᐅᑦᑐᐱᕆ	NOV ᓄᕕᒻᐱᕆ	DEC ᑏᓯᒻᐱᕆ	JAN ᒎᓐᓄᐊᕆ	FEB ᕕᕝᕗᐊᕆ	MAR ᒪᕐᓯ	APR ᐃᑉᕆᓕ	MAY ᒪᐃ	Total ᑲᑎᑦᑐᑦ Tamakiklugin
Hunter Response Categories	ᐊᖑᓇᓱᒃᑏᑦ ᑭᐅᓂᖏᑦ ᐊᒻᒪᕐᓯᒪᓂᖏᑦ	**Angunahukpaktun Kiujait**													
Monthly hunter list	ᑕᕿᑖᒪᑦ ᐊᖑᓇᓱᒃᑏᑦ	Tatkitaman angunahuktut titigait	40	40	40	38	38	38	38	39	39	40	40	40	40*
Hunters interviewed	ᐊᖑᓇᓱᒃᑏᑦ ᐊᐱᕐᓱᑦᑕᑦ	Angunahuktin apikhuktan	12	31	17	21	35	32	33	34	32	33	33	35	39*
Harvested	ᐊᖑᓇᓱᒃᑐᒥᓃᑦ	Angujaujut	11	21	10	18	21	13	13	20	6	20	8	15	38*
Response Rate (%)	ᑭᐅᔪᑦ ᖃᑦᓯᐅᓂᖏᑦ (%)	Kiujut (%)	30	78	43	55	92	84	87	87	82	83	83	88	74**

* Hunters registered/interviewed/harvested at least once during the year.
** Mean monthly response rate.

* ᐊᖑᓇᓱᒃᑏᑦ ᐊᑎᓕᐅᑦᑕᐅᒪᔪᑦ/ᐊᐱᕐᓱᑦᑕᑦ/ᐊᖑᓇᓱᒃᑐᒥᓃᑦ ᐊᑕᐅᓯᐊᕐᓗᐊᑦᑐᑎᒃ ᐊᒻᕐᒧᒥ.
** ᐊᔾᔨᒌᓕᕐᑎᓯᒪᔪᑦ ᑕᕿᑖᒪᑦ ᑭᐅᔪᑦ.

* Angunahuktin atiliukhimajut/apikhiktaunikut/anguhimajut talvani ukiumi.
** Talvani angunahuknami kiujutaumajut.

TABLE/ᓇᓗᓇᐃᔭᐅᑦ/NAUNAIKUTA 81

Recall period between harvest and interview, expressed as % of total harvest records — **Year 1 (June 1996 - May 1997)**

ᐅᑎᕐᕕᐅᔪᑦ ᐊᑯᕐᖓᓂ ᐊᖑᓇᓱᒋᓂᖓᑕ ᐊᒻᒪᓗ ᐊᐱᕐᓱᕐᑕᐅᓂᖓᑕ, ᓇᓗᓇᐃᕐᑕᑦ ᐃᒫᒃ % ᑲᑎᑦᑐᑦ ᐊᖑᓇᓱᒃᑕᑦ ᑎᑎᕐᑕᐅᒪᔪᑦ — **ᐊᒻᕐᒧ 1 (ᔫᓂ 1996 - ᒪᐃ 1997)**

Itkaumajaujut angunahuktunun apihijauvaktunutlu, kanuk amigaitiginit tamakiklugin angujauhimajut — **Ukiunga 1 (June 1996 - May 1997)**

Month/ᑕᕿᖓ/Tatkia			JUN ᔫᓂ	JUL ᔪᓚᐃ	AUG ᐊᐅᒻᒧᑦᑎ	SEP ᓱᑎᒻᐱᕆ	OCT ᐅᑦᑐᐱᕆ	NOV ᓄᕕᒻᐱᕆ	DEC ᑏᓯᒻᐱᕆ	JAN ᒎᓐᓄᐊᕆ	FEB ᕕᕝᕗᐊᕆ	MAR ᒪᕐᓯ	APR ᐃᑉᕆᓕ	MAY ᒪᐃ	Total ᑲᑎᑦᑐᑦ Tamakiklugin
Recall Period	ᐅᑎᕐᕕᐅᔪᑦ	**Pigiakvia**													
≤ 3 months	≤ 3 ᑕᕿᑦ	≤ tatkin pingahut	100	98	100	100	100	100	100	100	100	100	100	100	100
4-6 months	4-6 ᑕᕿᑦ	tatkin hitaman 6nut	0	0	0	0	0	0	0	0	0	0	0	0	0
> 6 months	> 6 ᑕᕿᑦ	> 6 tatkin	0	2	0	0	0	0	0	0	0	0	0	0	0

TABLE/ᓇᓗᓇᐃᔭᐅᑦ/NAUNAIKUTA 82

Number of hunters harvesting each species — **Year 1 (June 1996 - May 1997)**

ᖃᑦᓯᐅᓂᖏᑦ ᐊᖑᓇᓱᒃᑏᑦ ᐊᖑᓇᓱᒃᐸᑦᑐᑦ ᐊᑐᓂᒃ ᐆᒪᔪᕐᓂᒃ — **ᐊᒡᕐᒍ 1 (ᔫᓂ 1996 - ᒪᐃ 1997)**

Amigaitiginigin angunahukpaktun anguvaktaitlu kanugitugiagin — **Ukiunga 1 (June 1996 - May 1997)**

Month/ᑕᕝᕙᖓ/Tatkia			JUN ᔫᓂ	JUL ᔪᓚᐃ	AUG ᐊᐅᒡᒍᑎ	SEP ᓱᑎᒡᐱᕆ	OCT ᐅᑦᑐᐱᕆ	NOV ᓄᓇᒡᐱᕆ	DEC ᑏᓯᒡᐱᕆ	JAN ᔮᓐᓄᐊᕆ	FEB ᓈᕝᕗᐊᕆ	MAR ᒪᕐᓯ	APR ᐃᑦᕆᓕ	MAY ᒪᐃ	Total ᑲᑎᑦᑐᑦ Tamakiklugin
Species	**ᐆᒪᔪᑦ**	**Umajuin**													
Caribou	ᑐᒃᑐᐃᑦ	Tuktut				3					1	2			4
Musk-ox	ᐅᒥᒃᒪᐃᑦ	Umingmait					1				1	3			3
Polar bear#	ᓇᓄᐃᑦ#	Nanuit#	n/d	n/d	n/d	n/d	n/d	n/d	n/d	n/d	n/d	n/d	n/d	n/d	n/d
Arctic fox	ᑎᓇᒐᓐᓂᐊᑦ	Tigiganiat						4	1	6	2	2	1		10
Arctic hare	ᐅᑲᓖᑦ	Ukalik	1	1							1	3			5
Ringed seal	ᓇᑦᓱᑦ	Natiinat	10	18	8	16	21	12	13	19	5	16	7	14	38
Bearded seal	ᐅᒡᔪᐃᑦ	Ukyuk			1	8	6					1		1	15
Harp seal	ᖃᐃᕈᓖᑦ	Qairulik		1	3	13	4								17
Walrus	ᐊᐃᓈᑦ	Akvik			3	2	2					1	1		6
Narwhal	ᑑᒐᓖᑦ ᕿᓚᓗᒐᑦ	Tuugaak					1								1
Beluga	ᖃᑯᑦᑕᑦ ᕿᓚᓗᒐᑦ	Kilalugak		1											1
Snow goose	ᑲᖑᐃᑦ	Kanguq	1	1		2									4
Canada goose	ᓂᑦᓖᑦ	Nikliknik	1												1
Eider duck	ᒥᑏᑦ	Kingalik		1		4	2								6
Ptarmigan	ᐊᕿᒡᒋᑦ	Akilgik				2					1	9		9	16
Arctic char	ᐃᖃᓗᒃᐱᑦ	Ikaliviit	4	1	3	1	3	2					2	2	14
Sculpin	ᑲᓇᔪᐃᑦ	Kanayuk	1	4											5

‡‡ No data are available corresponding to the harvest numbers shown in the harvest estimates table which were provided by DSD.

‡‡ ᑎᑎᕋᕐᓯᒪᔪᓂᒃ ᐱᑕᖃᖅᕐᕕᖅᑐᖅ ᐱᔾᔪᑎᓕᖅᓂᒃ ᐊᖑᔭᑦ ᖃᕐᓯᐅᓂᖏᖅᓄᑦ ᐊᓚᒃᑲᐅᒪᔪᓄᑦ ᐊᖑᔭᓄᑦ ᓇᓚᐅᑦᕿᕐᑎᓂ ᑐᓂᔭᖏᖅᓂ ᐃᑯᐱᕐᕕᓕᕆᔨᑦ.

‡‡ Nahagauhimaitut titigakhimajunik pitman kanuk angujaukatakhimajunik kanukitunit pijaumajut ikupiktulikijinik.

6.1.4

TABLE/ᓇᓗᓇᐃᔭᐅᑦ/NAUNAIKUTA 83

Monthly harvest estimates
ᑕᕿᑕᒫᑦ ᐊᖑᔭᓄᑦ ᓇᓚᐅᑦᓵᕈᑏᑦ
Tatkiktamat nahaktauvaktun

Year 2 (June 1997 - May 1998)
ᐊᒻᕿᒍ 2 (ᔫᓂ 1997 - ᒪᐃ 1998)
Ukiunga 2 (June 1997 - May 1998)

Month/ᑕᕿᖓ/Tatkia			JUN ᔫᓂ	JUL ᔪᓚᐃ	AUG ᐊᐅᒻᒍᑎ	SEP ᓱᑎᒻᐱᕆ	OCT ᐅᑦᑐᐱᕆ	NOV ᓄᓇᒻᐱᕆ	DEC ᑏᓯᒻᐱᕆ	JAN ᒨᓐᓄᐊᕆ	FEB ᓈᕝᕗᐊᕆ	MAR ᒪᕐᓯ	APR ᐃᑦᕆᓕ	MAY ᒪᐃ	Total ᑲᑎᑦᑐᒋᑦ Tamakiklugin ± 95% CI
Species	**ᐆᒪᔪᑦ**	**Umajuin**													
Caribou	ᑐᒃᑐᐃᑦ	Tuktut	4	1			21		5		9				40 ± 5
Musk-ox	ᐅᒥᒃᒪᐃᑦ	Umingmait					1						1	2	4 ± 1
Polar bear‡	ᓇᓄᐃᑦ‡	Nanuit‡					5	3		3	3	4	2	1	21
Wolf	ᐊᒪᕈᐃᑦ	Amagut						1							1 ± 0
Arctic fox	ᑎᓇᒐᓐᓂᐊᑦ	Tigiganiat						9	10	1	3		3		26 ± 5
Arctic hare	ᐅᑲᓖᑦ	Ukalik	13	3	1	1			1		5	1		5	30 ± 11
Ringed seal	ᓇᑦᓱᑦ	Natiinat	86	104	89	101	102	69	54	36	57	50	61	71	880 ± 54
Bearded seal	ᐅᑉᔪᐃᑦ	Ukyuk		6	10	4	1	1							22 ± 4
Harp seal	ᖃᐃᕈᓖᑦ	Qairulik		3	11	11									25 ± 4
Walrus	ᐊᐃᕕᑦ	Akvik									1				1 ± 0
Narwhal	ᑑᒫᓖᑦ ᕿᓚᓗᒐᑦ	Tuugaak			1										1 ± 0
Beluga	ᖃᑯᑦᑕᑦ ᕿᓚᓗᒐᑦ	Kilalugak				2	3								5 ± 1
Snow goose	ᑲᖑᐃᑦ	Kanguq	36	3	3										42 ± 14
Brant goose	ᓂᑦᓕᑦᓇᐃᑦ	Nirlirnaq	1												1 ± 1
Old squaw	ᐊᒻᑭᐊᑦᔪᐃᑦ	Aahangik	1												1 ± 1
Eider duck	ᒥᑏᑦ	Kingalik	6			10									16 ± 6
Black guillemot	ᐱᑦᓯᐅᓛᑦ	Black guillemot	1												1 ± 2
Thick-billed murre	ᐊᑦᐸᐃᑦ	Thick-billed murre	1												1 ± 1
Ptarmigan	ᐊᕿᒻᒋᑦ	Akilgik	1			111	13				23	264	122	6	540 ± 28
Arctic char	ᐃᖃᓗᒃᐱᑦ	Ikaliviit	310	139									1	271	721 ± 139
Sculpin	ᑲᓇᔪᐃᑦ	Kanayuk			12										12 ± 5

‡ Polar bear data supplied by DSD.

‡ ᓇᓄᑦᓄᑦ ᑎᑎᕋᑦᑕᒪᔪᑦ ᑐᓂᒃᑭᖅᑦ ᐅᑯᐊ ᐃᑯᐱᕐᕕᓕᕆᔨᑦ.

‡ Nanuin nahagaumajut pijauhimajut Ikupiktulikijinik.

TABLE/ᓇᓗᓇᐃᔭᐅᑦ/NAUNAIKUTA 84

Monthly hunter response — **Year 2 (June 1997 - May 1998)**

ᑕᕿᑖᒪᑦ ᐊᖑᓇᓱᒃᑏᑦ ᑭᐅᓂᖏᑦ — **ᐊᒻᕐᒍ 2 (ᔫᓂ 1997 - ᒪᐃ 1998)**

Tatkiktaman pijauhimajut angunahuktinun — **Ukiunga 2 (June 1997 - May 1998)**

Month/ᑕᕿᖓ/Tatkia			JUN ᔫᓂ	JUL ᔪᓚᐃ	AUG ᐊᐅᒻᒍᑎ	SEP ᓱᑎᒻᐱᓇ	OCT ᐅᑦᑐᐱᓇ	NOV ᓄᓇᒻᐱᓇ	DEC ᑏᓯᒻᐱᓇ	JAN ᒎᓐᓄᐊᓇ	FEB ᓈᕝᕗᐊᓇ	MAR ᒪᕐᓯ	APR ᐃᑉᓇᓕ	MAY ᒪᐃ	Total ᑲᑎᑦᑐᑦ Tamakiklugin
Hunter Response Categories	ᐊᖑᓇᓱᒃᑏᑦ ᑭᐅᓂᖏᑦ ᐊᒻᒍᑉᓯᒪᓂᖏᑦ	**Angunahukpaktun Kiujait**													
Monthly hunter list	ᑕᕿᑖᒪᑦ ᐊᖑᓇᓱᒃᑏᑦ	Tatkitaman angunahuktut titigait	39	39	40	40	40	40	40	40	39	39	39	38	43*
Hunters interviewed	ᐊᖑᓇᓱᒃᑏᑦ ᐊᐱᑉᓱᑦᑕᑦ	Angunahuktin apikhuktan	28	26	39	35	38	35	36	36	39	39	38	37	42*
Harvested	ᐊᖑᓇᓱᒃᑐᒥᓃᑦ	Angujaujut	17	16	25	22	27	23	20	15	20	19	22	27	40*
Response Rate (%)	ᑭᐅᔪᑦ ᖃᑦᓱᐅᓂᖏᑦ (%)	Kiuju (%)	72	67	98	88	95	88	90	90	100	100	97	97	90**

* Hunters registered/interviewed/harvested at least once during the year.
** Mean monthly response rate.

* ᐊᖑᓇᓱᒃᑏᑦ ᐊᑎᓕᐅᑦᑕᐅᒪᔪᑦ/ᐊᐱᑉᓱᑦᑕᑦ/ᐊᖑᓇᓱᒃᑐᒥᓃᑦ ᐊᑕᐅᓯᐊᕐᓗᐊᑦᑐᑦ ᐊᒻᕐᒍᒥ.
** ᐊᔾᔨᒌᓕᑎᓯᒪᔪᑦ ᑕᕿᑖᒪᑦ ᑭᐅᔪᑦ.

* Angunahuktin atiliukhimajut/apikhiktaunikut/anguhimajut talvani ukiumi.
** Talvani angunahuknami kiujutaumajut.

TABLE/ᓇᓗᓇᐃᔭᐅᑦ/NAUNAIKUTA 85

Recall period between harvest and interview, expressed as % of total harvest records — **Year 2 (June 1997 - May 1998)**

ᐅᑎᕐᕕᐅᔪᑦ ᐊᑯᕐᖓᓂ ᐊᖑᓇᓱᓐᓂᖓᑕ ᐊᒻᒪᓗ ᐊᐱᕐᓱᕐᑕᐅᓂᖓᑕ, ᓇᓗᓇᐃᕐᑕᑦ ᐃᒫᒃ % ᑲᑎᑦᑐᑦ ᐊᖑᓇᓱᒃᑕᑦ ᑎᑎᕐᕐᑕᐅᒪᔪᑦ — **ᐊᒻᕐᒍ 2 (ᔫᓂ 1997 - ᒪᐃ 1998)**

Itkaumajaujut angunahuktunun apihijauvaktunutlu, kanuk amigaitiginit tamakiklugin angujauhimajut — **Ukiunga 2 (June 1997 - May 1998)**

Month/ᑕᕿᖓ/Tatkia			JUN ᔫᓂ	JUL ᔪᓚᐃ	AUG ᐊᐅᒻᒍᑎ	SEP ᓱᑎᒻᐱᓇ	OCT ᐅᑦᑐᐱᓇ	NOV ᓄᓇᒻᐱᓇ	DEC ᑏᓯᒻᐱᓇ	JAN ᒎᓐᓄᐊᓇ	FEB ᓈᕝᕗᐊᓇ	MAR ᒪᕐᓯ	APR ᐃᑉᓇᓕ	MAY ᒪᐃ	Total ᑲᑎᑦᑐᑦ Tamakiklugin
Recall Period	ᐅᑎᕐᕕᐅᔪᑦ	**Pigiakvia**													
≤ 3 months	≤ 3 ᑕᕿᑦ	≤ tatkin pingahut	100	100	100	100	100	100	100	100	100	100	100	100	100
4-6 months	4-6 ᑕᕿᑦ	tatkin hitaman 6nut	0	0	0	0	0	0	0	0	0	0	0	0	0
> 6 months	> 6 ᑕᕿᑦ	> 6 tatkin	0	0	0	0	0	0	0	0	0	0	0	0	0

6.1.4

TABLE/ᓇᓗᓇᐃᔭᐅᑦ/NAUNAIKUTA 86

Number of hunters harvesting each species — **Year 2 (June 1997 - May 1998)**

ᖃᑦᓯᐅᓂᖏᑦ ᐊᖑᓇᓱᒃᑏᑦ ᐊᖑᓇᓱᒃᐸᑦᑐᑦ ᐊᑐᓂᒃ ᐆᒪᔪᖅᓂᒃ — **ᐊᒃᑮᒍ 2 (ᔫᓂ 1997 - ᒪᐃ 1998)**

Amigaitiginigin angunahukpaktun anguvaktaitlu kanugitugiagin — **Ukiunga 2 (June 1997 - May 1998)**

Month/ᑕᖅᖓ/Tatkia			JUN ᔫᓂ	JUL ᔪᓚᐃ	AUG ᐊᐅᒃᑐᑎ	SEP ᓱᑎᒃᐱᓇ	OCT ᐅᑦᑐᐱᓇ	NOV ᓄᓇᒃᐱᓇ	DEC ᑏᓱᒃᐱᓇ	JAN ᒎᓐᓄᐊᓇ	FEB ᓈᖅᐅᐊᓇ	MAR ᒪᑦᓯ	APR ᐃᑦᓇᓕ	MAY ᒪᐃ	Total ᑲᑎᑦᑐᑦ Tamakiklugin
Species	**ᐆᒪᔪᑦ**	**Umajuin**													
Caribou	ᑐᒃᑐᐃᑦ	Tuktut	3	1			5		2		4				10
Musk-ox	ᐅᒥᒃᒪᐃᑦ	Umingmait					1						1	1	3
Polar bear#	ᓇᓄᐃᑦ#	Nanuit#	n/d	n/d	n/d	n/d	n/d	n/d	n/d	n/d	n/d	n/d	n/d	n/d	n/d
Wolf	ᐊᒪᕈᐃᑦ	Amagut						1							1
Arctic fox	ᑎᓇᒐᓐᓂᐊᑦ	Tigiganiat						3	6	1	2		1		9
Arctic hare	ᐅᑲᓖᑦ	Ukalik	3	1	1	1			1		3	1		3	9
Ringed seal	ᓇᑦᓱᑦ	Natiinat	14	15	21	19	27	22	18	14	13	18	20	19	38
Bearded seal	ᐅᒡᔪᐃᑦ	Ukyuk		4	10	4	1	1							17
Harp seal	ᖃᐃᕈᓖᑦ	Qairulik		1	8	6									12
Walrus	ᐊᐃᕕᑦ	Akvik									1				1
Narwhal	ᑑᒫᓖᑦ ᕿᓚᓗᒐᑦ	Tuugaak			1										1
Beluga	ᖃᑯᑦᑕᑦ ᕿᓚᓗᒐᑦ	Kilalugak				2	2								3
Snow goose	ᑲᖑᐃᑦ	Kanguq	8	1	2										11
Brant goose	ᓂᑦᓕᑦᓇᐃᑦ	Nirlirnaq	1												1
Old squaw	ᐊᒃᑭᐊᑦᔪᐃᑦ	Aahangik	1												1
Eider duck	ᒥᑏᑦ	Kingalik	4			2									5
Black guillemot	ᐱᑦᓯᐅᓛᑦ	Black guillemot	1												1
Thick-billed murre	ᐊᑦᐸᐃᑦ	Thick-billed murre	1												1
Ptarmigan	ᐊᕿᒃᑭᑦ	Akilgik	1			7	1				3	14	10	1	23
Arctic char	ᐃᖃᓗᒃᐲᑦ	Ikaliviit	9	3									1	23	28
Sculpin	ᑲᓇᔪᐃᑦ	Kanayuk			1										1

‡‡ No data are available corresponding to the harvest numbers shown in the harvest estimates table which were provided by DSD.

‡‡ ᑎᑎᕋᓯᒪᔪᓂᒃ ᐱᑕᖃᖅᑕᖅᑐᖅ ᐱᔾᔪᑎᓕᖅᓂᒃ ᐊᖑᔭᑦ ᖃᑦᓯᐅᓂᖏᖅᓄᑦ ᐊᓚᒃᑲᐅᒪᔪᓄᑦ ᐊᖑᔭᓄᑦ ᓇᓚᐅᑦᓴᕈᑎᓂ ᑐᓂᔭᖏᖅᓂ ᐃᑯᐱᕐᐃᓕᓇᕆᑦ.

‡‡ Nahagauhimaitut titigakhimajunik pitman kanuk anguaukatakhimajunik kanukitunit pijaumajut ikupiktulikijinik.

TABLE/ᓇᓗᓇᐃᔭᐅᑦ/NAUNAIKUTA 87

Monthly harvest estimates
ᑕᕿᑕᒫᑦ ᐊᖑᔭᓄᑦ ᓇᓚᐅᑦᓵᕈᑏᑦ
Tatkiktamat nahaktauvaktun

Year 3 (June 1998 - May 1999)
ᐊᒻᕿᒍ 3 (ᔫᓂ 1998 - ᒪᐃ 1999)
Ukiunga 3 (June 1998 - May 1999)

Month/ᑕᕿᖓ/Tatkia			JUN ᔫᓂ	JUL ᔪᓚᐃ	AUG ᐊᐅᒻᒍᑎ	SEP ᓱᑎᒻᐱᓇ	OCT ᐅᑦᑐᐱᓇ	NOV ᓄᓇᒻᐱᓇ	DEC ᑏᕐᒻᐱᓇ	JAN ᒎᖕᓄᐊᓇ	FEB ᓈᕝᕗᐊᓇ	MAR ᒫᕐᓯ	APR ᐃᑦᓇᓕ	MAY ᒪᐃ	Total ᑲᑎᑦᑐᕐᑦ Tamakiklugin ± 95% CI
Species	**ᐆᒪᔪᑦ**	**Umajuin**													
Caribou	ᑐᒃᑐᐃᑦ	Tuktut			10	4		18	2						34 ± 7
Musk-ox	ᐅᒥᒃᒪᐃᑦ	Umingmait			1							3	1		5 ± 1
Polar bear‡	ᓇᓄᐃᑦ‡	Nanuit‡					2	1	3	1	3	6	4		20
Arctic fox	ᑎᓇᒐᖕᓂᐊᑦ	Tigiganiat						4	8	2					14 ± 5
Arctic hare	ᐅᑲᓖᑦ	Ukalik			8	4			2		4	4	13	6	41 ± 7
Ringed seal	ᓇᑦᓱᑦ	Natiinat	109	91	159	74	39	38	71	39	57	29	32	22	760 ± 32
Bearded seal	ᐅᒡᔪᐃᑦ	Ukyuk		9	7	8	1								25 ± 2
Harp seal	ᖃᐃᓱᓖᑦ	Qairulik		4	22	15	3								44 ± 5
Walrus	ᐊᐃᕖᑦ	Akvik		1	5	1	1								8 ± 1
Narwhal	ᑑᒫᓖᑦ ᕿᓚᓗᒐᑦ	Tuugaak		1	1	1									3 ± 1
Beluga	ᖃᑯᑦᑕᑦ ᕿᓚᓗᒐᑦ	Kilalugak			1	11	1							5	18 ± 3
Snow goose	ᑲᖑᐃᑦ	Kanguq	12	24	1									1	38 ± 1
Eider duck	ᒥᑏᑦ	Kingalik			1		2								3 ± 1
Ptarmigan	ᐊᕿᒻᒋᑦ	Akilgik					28		1		98	92	19	10	248 ± 24
Arctic char	ᐃᖃᓗᒃᐲᑦ	Ikaliviit			42	36						87	2	64	231 ± 36
Cod	ᐆᒪᐃᑦ	Ugak											31		31 ± 19
Sculpin	ᑲᓇᔪᐃᑦ	Kanayuk			12	12									24 ± 0

‡ Polar bear data supplied by DSD.

‡ ᓇᓄᑦᓄᑦ ᑎᑎᕋᑦᑕᒪᔪᑦ ᑐᓂᔭᕐᕿᑦ ᐅᑯᐊ ᐃᑯᐊᕐᕕᓕᕆᔨᑦ.

‡ Nanuin nahagaumajut pijauhimajut Ikupiktulikijinik.

6.1.4

TABLE/ᓇᓗᓇᐃᔭᐅᑦ/NAUNAIKUTA 88

Monthly hunter response — **Year 3 (June 1998 - May 1999)**

ᑕᕿᑕᒫᑦ ᐊᖑᓇᓱᒃᑏᑦ ᑭᐅᓂᖏᑦ — **ᐊᒻᕐᒍ 3 (ᔪᓂ 1998 - ᒪᐃ 1999)**

Tatkiktaman pijauhimajut angunahuktinun — **Ukiunga 3 (June 1998 - May 1999)**

Month/ᑕᕿᖓ/Tatkia			JUN ᔪᓂ	JUL ᔪᓚᐃ	AUG ᐊᐅᒻᒍᑎ	SEP ᓱᑎᒻᐱᓇ	OCT ᐅᑦᑐᐱᓇ	NOV ᓄᓇᒻᐱᓇ	DEC ᑏᓯᒻᐱᓇ	JAN ᒣᒃᓄᐊᓇ	FEB ᓈᕝᐅᐊᓇ	MAR ᒪᕐᓯ	APR ᐃᑦᓇᓕ	MAY ᒪᐃ	Total ᑲᑎᑦᑐᑦ Tamakiklugin
Hunter Response Categories	**ᐊᖑᓇᓱᒃᑏᑦ ᑭᐅᓂᖏᑦ ᐋᒍᑦᓯᒪᓂᖏᑦ**	**Angunahukpaktun Kiujait**													
Monthly hunter list	ᑕᕿᑕᒫᑦ ᐊᖑᓇᓱᒃᑏᑦ	Tatkitaman angunahuktut titigait	39	39	37	37	37	37	37	38	37	37	47	50	55*
Hunters interviewed	ᐊᖑᓇᓱᒃᑏᑦ ᐊᐱᑦᓱᑦᑕᑦ	Angunahuktin apikhuktan	37	38	34	35	33	35	30	37	37	36	42	43	53*
Harvested	ᐊᖑᓇᓱᒃᑐᒥᓃᑦ	Angujaujut	24	23	26	18	17	16	18	15	24	21	15	13	42*
Response Rate (%)	ᑭᐅᔪᑦ ᖃᑦᓯᐅᓂᖏᑦ (%)	Kiujut (%)	95	97	92	95	89	95	81	97	100	97	89	86	93**

* Hunters registered/interviewed/harvested at least once during the year.
** Mean monthly response rate.

* ᐊᖑᓇᓱᒃᑏᑦ ᐊᑎᓕᐅᑦᑕᐅᒪᔪᑦ/ᐊᐱᑦᓱᑦᑕᑦ/ᐊᖑᓇᓱᒃᑐᒥᓃᑦ ᐊᑕᐅᓯᐊᕐᓗᐊᑦᑐᑎᒃ ᐊᒻᕐᒍᒥ.
** ᐋᔅᔫᑦᓕᑎᓯᒪᔪᑦ ᑕᕿᑕᒫᑦ ᑭᐅᔪᑦ.

* Angunahuktin atiliukhimajut/apikhiktaunikut/anguhimajut talvani ukiumi.
** Talvani angunahuknami kiujutaumajut.

TABLE/ᓇᓗᓇᐃᔭᐅᑦ/NAUNAIKUTA 89

Recall period between harvest and interview, expressed as % of total harvest records — **Year 3 (June 1998 - May 1999)**

ᐅᑎᕐᐱᐅᔪᑦ ᐊᑯᕐᖓᓂ ᐊᖑᓇᓱᓐᓂᖓᑕ ᐊᒻᒪᓗ ᐊᐱᕐᓱᕐᑕᐅᓂᖓᑕ, ᓇᓗᓇᐃᕐᑕᑦ ᐃᒫᒃ % ᑲᑎᑦᑐᑦ ᐊᖑᓇᓱᒃᑕᑦ ᑎᑎᕐᑕᐅᒪᔪᑦ — **ᐊᒻᕐᒍ 3 (ᔪᓂ 1998 - ᒪᐃ 1999)**

Itkaumajaujut angunahuktunun apihijauvaktunutlu, kanuk amigaitiginit tamakiklugin angujauhimajut — **Ukiunga 3 (June 1998 - May 1999)**

Month/ᑕᕿᖓ/Tatkia			JUN ᔪᓂ	JUL ᔪᓚᐃ	AUG ᐊᐅᒻᒍᑎ	SEP ᓱᑎᒻᐱᓇ	OCT ᐅᑦᑐᐱᓇ	NOV ᓄᓇᒻᐱᓇ	DEC ᑏᓯᒻᐱᓇ	JAN ᒣᒃᓄᐊᓇ	FEB ᓈᕝᐅᐊᓇ	MAR ᒪᕐᓯ	APR ᐃᑦᓇᓕ	MAY ᒪᐃ	Total ᑲᑎᑦᑐᑦ Tamakiklugin
Recall Period	**ᐅᑎᕐᐱᐅᔪᑦ**	**Pigiakvia**													
≤ 3 months	≤ 3 ᑕᕿᑦ	≤ tatkin pingahut	100	100	100	100	100	100	100	100	96	85	0	3	87
4-6 months	4-6 ᑕᕿᑦ	tatkin hitaman 6nut	0	0	0	0	0	0	0	0	0	13	100	97	12
> 6 months	> 6 ᑕᕿᑦ	> 6 tatkin	0	0	0	0	0	0	0	0	4	2	0	0	0

TABLE/ᓇᓗᓇᐃᔭᐅᑦ/NAUNAIKUTA 90

Number of hunters harvesting each species — **Year 3 (June 1998 - May 1999)**

ᖃᑦᓯᐅᓂᖏᑦ ᐊᖑᓇᓱᒃᑏᑦ ᐊᖑᓇᓱᒃᐸᑦᑐᑦ ᐊᑐᓂᒃ ᐆᒪᔪᕐᓂᒃ — **ᐊᒡᕐᒍ 3 (ᔫᓂ 1998 - ᒪᐃ 1999)**

Amigaitiginigin angunahukpaktun anguvaktaitlu kanugitugiagin — **Ukiunga 3 (June 1998 - May 1999)**

Month/ᑕᕝᕙᖓ/Tatkia			JUN ᔫᓂ	JUL ᔪᓚᐃ	AUG ᐊᐅᒡᒍᑎ	SEP ᓱᑎᒡᐱᓇ	OCT ᐅᑦᑐᐱᓇ	NOV ᓄᓇᒡᐱᓇ	DEC ᑏᓯᒡᐱᓇ	JAN ᒎᓐᓄᐊᓇ	FEB ᓈᕝᕗᐊᓇ	MAR ᒪᑦᓯ	APR ᐃᑦᓇᓕ	MAY ᒪᐃ	Total ᑲᑎᑦᑐᑦ Tamakiklugin
Species	**ᐆᒪᔪᑦ**	**Umajuin**													
Caribou	ᑐᒃᑐᐃᑦ	Tuktut			3	1		3	1						7
Musk-ox	ᐅᒥᒃᒪᐃᑦ	Umingmait			1							2	1		4
Polar bear#	ᓇᓄᐃᑦ#	Nanuit#	n/d	n/d	n/d	n/d	n/d	n/d	n/d	n/d	n/d	n/d	n/d	n/d	n/d
Arctic fox	ᑎᓇᒐᓐᓂᐊᑦ	Tigiganiat						2	2	1					4
Arctic hare	ᐅᑲᓖᑦ	Ukalik			6	3			1		3	3	3	2	12
Ringed seal	ᓇᑦᓱᑦ	Natiinat	24	23	24	18	13	14	17	13	20	14	10	6	38
Bearded seal	ᐅᒡᔪᐃᑦ	Ukyuk		8	6	6	1								15
Harp seal	ᖃᐃᓱᓖᑦ	Qairulik		2	13	7	2								15
Walrus	ᐊᐃᓈᑦ	Akvik		1	2	1	1								3
Narwhal	ᑑᒫᓖᑦ ᕿᓚᓗᒐᑦ	Tuugaak		1	1	1									3
Beluga	ᖃᑯᑦᑕᑦ ᕿᓚᓗᒐᑦ	Kilalugak			1	9	1							4	13
Snow goose	ᑲᖑᐃᑦ	Kanguq	3	4	1									1	7
Eider duck	ᒥᑏᑦ	Kingalik			1		1								2
Ptarmigan	ᐊᕿᒡᒋᑦ	Akilgik					3		1		9	9	3	2	18
Arctic char	ᐃᖃᓗᒃᐱᑦ	Ikaliviit			3	1						2	1	5	10
Cod	ᐆᒪᐃᑦ	Ugak											1		1
Sculpin	ᑲᓇᔪᐃᑦ	Kanayuk			1	1									1

No data are available corresponding to the harvest numbers shown in the harvest estimates table which were provided by DSD.

ᑎᑎᕋᓯᒪᔪᓂᒃ ᐱᑕᖃᖅᑕᖅᑐᖅ ᐱᔾᔪᑎᓕᖅᓂᒃ ᐊᖑᔭᑦ ᖃᕋᐅᓂᖏᖅᓄᑦ ᐊᓚᒃᑲᐅᒪᔪᓄᑦ ᐊᖑᔭᓄᑦ ᓇᓚᐅᑦᕿᑎᓂ ᑐᓂᔭᖏᖅᓂ ᐃᑯᐱᕐᐃᓕᓇᔫᑦ.

Nahagauhimaitut titigakhimajunik pitman kanuk angujaukatakhimajunik kanukitunit pijaumajut ikupiktulikijinik.

TABLE/ᓇᓗᓇᐃᔭᐅᑦ/NAUNAIKUTA 91

Monthly harvest estimates
ᑕᕿᑕᒫᑦ ᐊᖑᔭᓄᑦ ᓇᓚᐅᑦᓴᕈᑏᑦ
Tatkiktamat nahaktauvaktun

Year 4 (June 1999 - May 2000)
ᐊᒻᕐᒧ 4 (ᔫᓂ 1999 - ᒪᐃ 2000)
Ukiunga 4 (June 1999 - May 2000)

6.1.4

Month/ᑕᕿᖓ/Tatkia			JUN ᔫᓂ	JUL ᔪᓚᐃ	AUG ᐊᐅᒻᒧᑦᑎ	SEP ᓱᑎᒻᐱᓇ	OCT ᐅᑦᑐᐱᓇ	NOV ᓄᓇᒻᐱᓇ	DEC ᑏᓯᒻᐱᓇ	JAN ᒎᖕᓄᐊᓇ	FEB ᓈᕝᕗᐊᓇ	MAR ᒫᕐᓯ	APR ᐃᑦᓇᓕ	MAY ᒪᐃ	Total ᑲᑎᑦᑐᒋᑦ Tamakiklugin ± 95% CI
Species	**ᐆᒪᔪᑦ**	**Umajuin**													
Caribou	ᑐᒃᑐᐃᑦ	Tuktut		1	10		18	6				11	5	3	54 ± 2
Musk-ox	ᐅᒥᒃᒪᐃᑦ	Umingmait						1			1		3	1	6 ± 1
Polar bear‡	ᓇᓄᐃᑦ‡	Nanuit‡					3	2	1	4	3	4		1	18
Wolf	ᐊᒪᕈᐃᑦ	Amagut						1					1	2	4 ± 0
Arctic hare	ᐅᑲᓖᑦ	Ukalik	3			2					5		3		13 ± 2
Ringed seal	ᓇᑦᓱᑦ	Natiinat	63	30	57	72	25	16	48	28	24	15	12	10	400 ± 32
Bearded seal	ᐅᒡᔪᐃᑦ	Ukyuk		2	4	5									11 ± 1
Harp seal	ᖃᐃᕈᓖᑦ	Qairulik			38	32	2								72 ± 0
Walrus	ᐊᐃᕖᑦ	Akvik			2	2		1						1	6 ± 0
Narwhal	ᑑᒫᓖᑦ ᕿᓚᓗᒐᑦ	Tuugaak			8										8 ± 0
Beluga	ᖃᑯᑦᑕᑦ ᕿᓚᓗᒐᑦ	Kilalugak				3									3 ± 0
Snow goose	ᑲᖑᐃᑦ	Kanguq	21	2	2										25 ± 9
Brant goose	ᓄᑦᓕᑦᓇᐃᑦ	Nirlirnaq	3												3 ± 2
Eider duck	ᒥᑏᑦ	Kingalik			5	15									20 ± 0
Red-throated loon	ᖃᖅᓴᐅᑦ	Qaqhuaq				1									1 ± 0
Black guillemot	ᐱᑦᓯᐅᓛᑦ	Black guillemot					2								2 ± 1
Ptarmigan	ᐊᕿᒻᒋᑦ	Akilgik				1	14				5	75		20	115 ± 10
Arctic char	ᐃᖃᓗᒃᐱᑦ	Ikaliviit	140	130	23	2								175	470 ± 53
Cod	ᐆᒪᐃᑦ	Ugak		469	20										489 ± 21
Sculpin	ᑲᓇᔪᐃᑦ	Kanayuk		10	11	1									22 ± 1
Clams	ᐊᒻᒧᒪᔪᑦ	Uviluq			150										150 ± 0

‡ Polar bear data supplied by DSD.

‡ ᓇᓄᑦᓄᑦ ᑎᑎᕋᑦᑕᒪᔪᑦ ᑐᓂᒃᑭᑦ ᐅᑯᐊ ᐃᑯᐱᕐᕕᓕᓇᓱᑦ.

‡ Nanuin nahagaumajut pijauhimajut Ikupiktulikijinik.

TABLE/ᓇᓗᓇᐃᔭᐅᑦ/NAUNAIKUTA 92

Monthly hunter response — **Year 4 (June 1999 - May 2000)**

ᑕᕿᑖᒪᑦ ᐊᖑᓇᓱᒃᑏᑦ ᑭᐅᓂᖏᑦ — **ᐊᒻᕐᒍ 4 (ᔫᓂ 1999 - ᒪᐃ 2000)**

Tatkiktaman pijauhimajut angunahuktinun — **Ukiunga 4 (June 1999 - May 2000)**

Month/ᑕᕿᖓ/Tatkia			JUN ᔫᓂ	JUL ᔪᓚᐃ	AUG ᐊᐅᒻᒍᑎ	SEP ᓱᑎᒻᐱᓇ	OCT ᐅᑦᑐᐱᓇ	NOV ᓄᓇᒻᐱᓇ	DEC ᑏᓯᒻᐱᓇ	JAN ᒎᓐᓄᐊᓇ	FEB ᓈᕝᐅᐊᓇ	MAR ᒪᕐᓯ	APR ᐃᑦᓇᓕ	MAY ᒪᐃ	Total ᑲᑎᑦᑐᑦ Tamakiklugin
Hunter Response Categories	**ᐊᖑᓇᓱᒃᑏᑦ ᑭᐅᓂᖏᑦ ᐊᒻᒍᕐᓯᒪᓂᖏᑦ**	**Angunahukpaktun Kiujait**													
Monthly hunter list	ᑕᕿᑖᒪᑦ ᐊᖑᓇᓱᒃᑏᑦ	Tatkitaman angunahuktut titigait	48	46	45	53	54	53	54	55	55	53	53	53	61*
Hunters interviewed	ᐊᖑᓇᓱᒃᑏᑦ ᐊᐱᕐᓱᕐᑕᑦ	Angunahuktin apikhuktan	44	45	45	53	53	51	51	52	54	52	52	52	57*
Harvested	ᐊᖑᓇᓱᒃᑐᒥᓃᑦ	Angujaujut	10	19	25	25	8	12	14	12	13	13	8	17	44*
Response Rate (%)	ᑭᐅᔪᑦ ᖃᕐᓯᐅᓂᖏᑦ (%)	Kiujut (%)	92	98	100	100	98	96	94	95	98	98	98	98	97**

* Hunters registered/interviewed/harvested at least once during the year.
** Mean monthly response rate.

* ᐊᖑᓇᓱᒃᑏᑦ ᐊᑎᓕᐅᑦᑕᐅᒪᔪᑦ/ᐊᐱᕐᓱᕐᑕᑦ/ᐊᖑᓇᓱᒃᑐᒥᓃᑦ ᐊᑕᐅᓯᐊᕋᓗᐊᑦᑐᑎᒃ ᐊᒻᕐᒍᒥ.
** ᐊᒃᐅᓱᑦᓕᑎᓯᒪᔪᑦ ᑕᕿᑖᒪᑦ ᑭᐅᔪᑦ.

* Angunahuktin atiliukhimajut/apikhiktaunikut/anguhimajut talvani ukiumi.
** Talvani angunahuknami kiujutaumajut.

TABLE/ᓇᓗᓇᐃᔭᐅᑦ/NAUNAIKUTA 93

Recall period between harvest and interview, expressed as % of total harvest records — **Year 4 (June 1999 - May 2000)**

ᐅᑎᕐᕕᐅᔪᑦ ᐊᑯᕐᖓᓂ ᐊᖑᓇᓱᒃᓂᖓᑕ ᐊᒻᒪᓗ ᐊᐱᕐᓱᕐᑕᐅᓂᖓᑕ, ᓇᓗᓇᐃᕐᑕᑦ ᐃᒫᒃ % ᑲᑎᑦᑐᑦ ᐊᖑᓇᓱᒃᑕᑦ ᑎᑎᕐᕐᑕᐅᒪᔪᑦ — **ᐊᒻᕐᒍ 4 (ᔫᓂ 1999 - ᒪᐃ 2000)**

Itkaumajaujut angunahuktunun apihijauvaktunutlu, kanuk amigaitiginit tamakiklugin angujauhimajut — **Ukiunga 4 (June 1999 - May 2000)**

Month/ᑕᕿᖓ/Tatkia			JUN ᔫᓂ	JUL ᔪᓚᐃ	AUG ᐊᐅᒻᒍᑎ	SEP ᓱᑎᒻᐱᓇ	OCT ᐅᑦᑐᐱᓇ	NOV ᓄᓇᒻᐱᓇ	DEC ᑏᓯᒻᐱᓇ	JAN ᒎᓐᓄᐊᓇ	FEB ᓈᕝᐅᐊᓇ	MAR ᒪᕐᓯ	APR ᐃᑦᓇᓕ	MAY ᒪᐃ	Total ᑲᑎᑦᑐᑦ Tamakiklugin
Recall Period	**ᐅᑎᕐᕕᐅᔪᑦ**	**Pigiakvia**													
≤ 3 months	≤ 3 ᑕᕿᑦ	≤ tatkin pingahut	76	100	100	100	100	100	100	100	97	100	100	100	98
4-6 months	4-6 ᑕᕿᑦ	tatkin hitaman 6nut	24	0	0	0	0	0	0	0	3	0	0	0	2
> 6 months	> 6 ᑕᕿᑦ	> 6 tatkin	0	0	0	0	0	0	0	0	0	0	0	0	0

TABLE/ᓇᓗᓇᐃᔭᐅᑦ/NAUNAIKUTA 94

Number of hunters harvesting each species — **Year 4 (June 1999 - May 2000)**

ᖃᑦᓯᐅᓂᖏᑦ ᐊᖑᓇᓱᒃᑏᑦ ᐊᖑᓇᓱᒃᐸᑦᑐᑦ ᐊᑐᓂᒃ ᐆᒪᔪᖕᓂᒃ — **ᐊᒻᕐᒧ 4 (ᔫᓂ 1999 - ᒪᐃ 2000)**

Amigaitiginigin angunahukpaktun anguvaktaitlu kanugitugiagin — **Ukiunga 4 (June 1999 - May 2000)**

Month/ᑕᕝᕙᖓ/Tatkia			JUN ᔫᓂ	JUL ᔪᓚᐃ	AUG ᐊᐅᒻᒍᑎ	SEP ᓱᑎᒻᐱᓇ	OCT ᐅᑦᑐᐱᓇ	NOV ᓄᓇᒻᐱᓇ	DEC ᑏᓯᒻᐱᓇ	JAN ᒣᓐᓄᐊᓇ	FEB ᓈᕝᕗᐊᓇ	MAR ᒪᑦᓯ	APR ᐃᑦᓇᓕ	MAY ᒪᐃ	Total ᑲᑎᑦᑐᑦ Tamakiklugin
Species	**ᐆᒪᔪᑦ**	**Umajuin**													
Caribou	ᑐᒃᑐᐃᑦ	Tuktut		1	3		4	1				2	2	1	10
Musk-ox	ᐅᒥᖕᒪᐃᑦ	Umingmait						1			1		1	1	3
Polar bear#	ᓇᓄᐃᑦ#	Nanuit#	n/d	n/d	n/d	n/d	n/d	n/d	n/d	n/d	n/d	n/d	n/d	n/d	n/d
Wolf	ᐊᒪᕈᐃᑦ	Amagut						1					1	1	2
Arctic hare	ᐅᑲᓖᑦ	Ukalik	2			2					4		1		6
Ringed seal	ᓇᑦᓱᑦ	Natiinat	7	10	20	20	5	9	14	11	8	6	5	4	36
Bearded seal	ᐅᒡᔪᐃᑦ	Ukyuk		2	3	4									7
Harp seal	ᖃᐃᕈᓖᑦ	Qairulik			13	12	2								17
Walrus	ᐊᐃᓈᑦ	Akvik			2	2		1						1	5
Narwhal	ᑑᒫᓖᑦ ᕿᓚᓗᒐᑦ	Tuugaak			8										8
Beluga	ᖃᑯᑦᑕᑦ ᕿᓚᓗᒐᑦ	Kilalugak				3									3
Snow goose	ᑲᖑᐃᑦ	Kanguq	3	1	1										5
Brant goose	ᓂᑦᓕᑦᓇᐃᑦ	Nirlirnaq	1												1
Eider duck	ᒥᑏᑦ	Kingalik			3	4									5
Red-throated loon	ᖃᖅᓴᐅᑦ	Qaqhuaq				1									1
Black guillemot	ᐱᑦᓯᐅᓛᑦ	Black guillemot					1								1
Ptarmigan	ᐊᕿᒻᒋᑦ	Akilgik				1	4				2	7		1	11
Arctic char	ᐃᖃᓗᒃᐱᑦ	Ikaliviit	3	3	3	1								11	18
Cod	ᐆᒪᐃᑦ	Ugak		11	1										12
Sculpin	ᑲᓇᔪᐃᑦ	Kanayuk		2	2	1									4
Clams	ᐊᒻᒧᒪᔪᑦ	Uviluq			2										2

‡‡ No data are available corresponding to the harvest numbers shown in the harvest estimates table which were provided by DSD.

‡‡ ᑎᑎᕋᓯᒪᔪᓂᒃ ᐱᑕᖃᖕᖏᑦᑐᖅ ᐱᔾᔪᑎᓕᖕᓂᒃ ᐊᖑᔭᑦ ᖃᑦᓯᐅᓂᖏᖕᓄᑦ ᐊᓚᒃᑲᐅᒪᔪᓄᑦ ᐊᖑᔭᓄᑦ ᓇᓚᐅᑦᓱᕈᑎᓂ ᑐᓂᔭᖏᖕᓂ ᐃᑯᐱᕐᕕᓕᕆᔨᑦ.

‡‡ Nahagauhimaitut titigakhimajunik pitman kanuk angujaukatakhimajunik kanukitunit pijaumajut ikupiktulikijinik.

6.1.4

TABLE/ᓇᓗᓇᐃᔭᐅᑦ/NAUNAIKUTA 95

Monthly harvest estimates
ᑕᕿᑕᒫᑦ ᐊᖑᔭᓄᑦ ᓇᓚᐅᑦᓵᕈᑏᑦ
Tatkiktamat nahaktauvaktun

Year 5 (June 2000 - May 2001)
ᐊᒻᕐᒍ 5 (ᔫᓂ 2000 - ᒪᐃ 2001)
Ukiunga 5 (June 2000 - May 2001)

Month/ᑕᕿᖓ/Tatkia			JUN ᔫᓂ	JUL ᔪᓚᐃ	AUG ᐊᐅᒻᒍᑎ	SEP ᓱᑎᒻᐱᓇ	OCT ᐅᑦᑐᐱᓇ	NOV ᓄᓇᒻᐱᓇ	DEC ᑏᕈᒻᐱᓇ	JAN ᒎᖕᓄᐊᓇ	FEB ᓈᕐᖑᐊᓇ	MAR ᒪᕐᕿ	APR ᐃᑦᓇᓕ	MAY ᒪᐃ	Total ᑲᑎᑦᑐᒋᑦ Tamakiklugin ± 95% CI
Species	**ᐆᒪᔪᑦ**	**Umajuin**													
Caribou	ᑐᒃᑐᐃᑦ	Tuktut			15	8	4	7	1		2	3	2	1	43 ± 5
Musk-ox	ᐅᒥᒃᒪᐃᑦ	Umingmait			1										1 ± 1
Polar bear‡	ᓇᓄᐃᑦ‡	Nanuit‡					2				1	3	4	3	13
Wolf	ᐊᒪᕈᐃᑦ	Amagut										2			2 ± 2
Arctic fox	ᑎᓇᒐᓐᓂᐊᑦ	Tigiganiat						1	9	11		2			23 ± 3
Arctic hare	ᐅᑲᓖᑦ	Ukalik	3		1		3				2	25			34 ± 8
Seals (unspecified)	ᓯᖕᑯᓖᑦ	Natiit				1									1 ± 1
Ringed seal	ᓇᑦᓱᑦ	Natiinat	51	58	45	62	21	20	36	16	4	5	15	16	349 ± 21
Bearded seal	ᐅᒃᔪᐃᑦ	Ukyuk	1	3	3		1	1			1				10 ± 2
Harp seal	ᖃᐃᕈᓖᑦ	Qairulik			10	8	2								20 ± 3
Walrus	ᐊᐃᓈᑦ	Akvik	2		1										3 ± 2
Narwhal	ᑑᒫᓖᑦ ᕿᓚᓗᒐᑦ	Tuugaak			12	1									13 ± 1
Beluga	ᖃᑯᑦᑕᑦ ᕿᓚᓗᒐᑦ	Kilalugak				14									14 ± 2
Snow goose	ᑲᖑᐃᑦ	Kanguq			2										2 ± 1
Canada goose	ᓂᑦᓖᑦ	Nikliknik			5										5 ± 0
Eider duck	ᒥᑏᑦ	Kingalik			6	24									30 ± 8
Ptarmigan	ᐊᕿᒻᒋᑦ	Akilgik	4		3	78	6					99			190 ± 28
Arctic char	ᐃᖃᓗᒃᐱᑦ	Ikaliviit	93											184	277 ± 60
Cod	ᐆᒪᐃᑦ	Ugak			22										22 ± 0
Sculpin	ᑲᓇᔪᐃᑦ	Kanayuk	58	30	11	14									113 ± 28
Clams	ᐊᒻᒧᒪᔪᑦ	Uviluq			2										2 ± 1

‡ Polar bear data supplied by DSD.

‡ ᓇᓄᑦᓄᑦ ᑎᑎᕋᑦᑕᒪᔪᑦ ᑐᓂᔭᖕᒋᑦ ᐅᑯᐊ ᐃᑯᐱᑦᕕᓕᓇᓵᑦ.

‡ Nanuin nahagaumajut pijauhimajut Ikupiktulikijinik.

TABLE/ᓇᓗᓇᐃᔭᐅᑦ/NAUNAIKUTA 96

Monthly hunter response — **Year 5 (June 2000 - May 2001)**

ᑕᕿᑖᒪᑦ ᐊᖑᓇᓱᒃᑏᑦ ᑭᐅᓂᖏᑦ — **ᐊᒻᕋᒍ 5 (ᔫᓂ 2000 - ᒪᐃ 2001)**

Tatkiktaman pijauhimajut angunahuktinun — **Ukiunga 5 (June 2000 - May 2001)**

6.1.4

Month/ᑕᕿᖓ/Tatkia			JUN ᔫᓂ	JUL ᔪᓚᐃ	AUG ᐊᐅᒻᒍᑎ	SEP ᓱᑎᒻᐱᓇ	OCT ᐅᑦᑐᐱᓇ	NOV ᓄᓇᒻᐱᓇ	DEC ᑏᓯᒻᐱᓇ	JAN ᒎᖕᓄᐊᓇ	FEB ᓈᕝᐅᐊᓇ	MAR ᒪᕐᓯ	APR ᐃᕐᓇᓕ	MAY ᒪᐃ	Total ᑲᑎᑦᑐᑦ Tamakiklugin
Hunter Response Categories	**ᐊᖑᓇᓱᒃᑏᑦ ᑭᐅᓂᖏᑦ ᐊᒻᒍᕐᓯᒪᓂᖏᑦ**	**Angunahukpaktun Kiujait**													
Monthly hunter list	ᑕᕿᑖᒪᑦ ᐊᖑᓇᓱᒃᑏᑦ	Tatkitaman angunahuktut titigait	52	51	49	48	49	49	51	51	55	55	55	55	58*
Hunters interviewed	ᐊᖑᓇᓱᒃᑏᑦ ᐊᐱᕐᓱᕐᑕᑦ	Angunahuktin apikhuktan	45	44	47	45	48	48	50	51	49	48	50	50	53*
Harvested	ᐊᖑᓇᓱᒃᑐᒥᓃᑦ	Angujaujut	21	19	20	21	9	11	9	9	2	6	7	24	46*
Response Rate (%)	ᑭᐅᔪᑦ ᖃᑦᓯᐅᓂᖏᑦ (%)	Kiujut (%)	87	86	96	94	98	98	98	100	89	87	91	91	93**

* Hunters registered/interviewed/harvested at least once during the year.
** Mean monthly response rate.

* ᐊᖑᓇᓱᒃᑏᑦ ᐊᑎᓕᐅᑦᑕᐅᒪᔪᑦ/ᐊᐱᕐᓱᕐᑕᑦ/ᐊᖑᓇᓱᒃᑐᒥᓃᑦ ᐊᑕᐅᓯᐊᕋᓗᐊᑦᑐᑎᒃ ᐊᒻᕋᒥ.
** ᐊᔾᔨᒌᓕᕐᑎᓯᒪᔪᑦ ᑕᕿᑖᒪᑦ ᑭᐅᔪᑦ.

* Angunahuktin atiliukhimajut/apikhiktaunikut/anguhimajut talvani ukiumi.
** Talvani angunahuknami kiujutaumajut.

TABLE/ᓇᓗᓇᐃᔭᐅᑦ/NAUNAIKUTA 97

Recall period between harvest and interview, expressed as % of total harvest records — **Year 5 (June 2000 - May 2001)**

ᐅᑎᕐᕕᐅᔪᑦ ᐊᑯᕐᖓᓂ ᐊᖑᓇᓱᒃᓂᖓᑕ ᐊᒻᒪᓗ ᐊᐱᕐᓱᕐᑕᐅᓂᖓᑕ, ᓇᓗᓇᐃᕐᑕᑦ ᐃᒫᒃ % ᑲᑎᑦᑐᑦ ᐊᖑᓇᓱᒃᑕᑦ ᑎᑎᕐᕐᑕᐅᒪᔪᑦ — **ᐊᒻᕋᒍ 5 (ᔫᓂ 2000 - ᒪᐃ 2001)**

Itkaumajaujut angunahuktunun apihijauvaktunutlu, kanuk amigaitiginit tamakiklugin angujauhimajut — **Ukiunga 5 (June 2000 - May 2001)**

Month/ᑕᕿᖓ/Tatkia			JUN ᔫᓂ	JUL ᔪᓚᐃ	AUG ᐊᐅᒻᒍᑎ	SEP ᓱᑎᒻᐱᓇ	OCT ᐅᑦᑐᐱᓇ	NOV ᓄᓇᒻᐱᓇ	DEC ᑏᓯᒻᐱᓇ	JAN ᒎᖕᓄᐊᓇ	FEB ᓈᕝᐅᐊᓇ	MAR ᒪᕐᓯ	APR ᐃᕐᓇᓕ	MAY ᒪᐃ	Total ᑲᑎᑦᑐᑦ Tamakiklugin
Recall Period	**ᐅᑎᕐᕕᐅᔪᑦ**	**Pigiakvia**													
≤ 3 months	≤ 3 ᑕᕿᑦ	≤ tatkin pingahut	100	100	100	100	100	100	100	100	100	100	73	100	99
4-6 months	4-6 ᑕᕿᑦ	tatkin hitaman 6nut	0	0	0	0	0	0	0	0	0	0	27	0	1
> 6 months	> 6 ᑕᕿᑦ	> 6 tatkin	0	0	0	0	0	0	0	0	0	0	0	0	0

TABLE/ᓇᓗᓇᐃᔭᐅᑦ/NAUNAIKUTA 98

Number of hunters harvesting each species — **Year 5 (June 2000 - May 2001)**

ᖃᑦᓯᐅᓂᖏᑦ ᐊᖑᓇᓱᒃᑏᑦ ᐊᖑᓇᓱᒃᐸᑦᑐᑦ ᐊᑐᓂᒃ ᐆᒪᔪᕐᓂᒃ — **ᐊᒡᕐᒍ 5 (ᔫᓂ 2000 - ᒪᐃ 2001)**

Amigaitiginigin angunahukpaktun anguvaktaitlu kanugitugiagin — **Ukiunga 5 (June 2000 - May 2001)**

Month/ᑕᕝᕙᖓ/Tatkia			JUN ᔫᓂ	JUL ᔪᓚᐃ	AUG ᐊᐅᒡᒍᑎ	SEP ᓱᑎᒡᐱᕆ	OCT ᐅᑦᑐᐱᕆ	NOV ᓄᓇᒡᐱᕆ	DEC ᑏᓯᒡᐱᕆ	JAN ᒣᓐᓄᐊᕆ	FEB ᓈᕝᕗᐊᕆ	MAR ᒪᕐᓯ	APR ᐃᑦᕆᓕ	MAY ᒪᐃ	Total ᑲᑎᑦᑐᑦ Tamakiklugin
Species	**ᐆᒪᔪᑦ**	**Umajuin**													
Caribou	ᑐᒃᑐᐃᑦ	Tuktut			5	3	1	3	1		1	1	1	1	9
Musk-ox	ᐅᒥᒃᒪᐃᑦ	Umingmait			1										1
Polar bear#	ᓇᓄᐃᑦ#	Nanuit#	n/d	n/d	n/d	n/d	n/d	n/d	n/d	n/d	n/d	n/d	n/d	n/d	n/d
Wolf	ᐊᒪᕈᐃᑦ	Amagut										1			1
Arctic fox	ᑎᓇᒐᓐᓂᐊᑦ	Tigiganiat						1	1	1		2			5
Arctic hare	ᐅᑲᓖᑦ	Ukalik	1		1		1				1	2			3
Seals (unspecified)	ᓯᖕᑯᓖᑦ	Natiit				1									1
Ringed seal	ᓇᕐᓱᑦ	Natiinat	17	18	16	16	8	8	9	9	2	2	6	6	36
Bearded seal	ᐅᒡᔪᐃᑦ	Ukyuk	1	2	3		1	1			1				8
Harp seal	ᖃᐃᕈᓖᑦ	Qairulik			7	5	1								9
Walrus	ᐊᐃᓈᑦ	Akvik	2		1										3
Narwhal	ᑑᒐᓖᑦ ᕿᓚᓗᒐᑦ	Tuugaak			10	1									11
Beluga	ᖃᑯᕐᑕᑦ ᕿᓚᓗᒐᑦ	Kilalugak				10									10
Snow goose	ᑲᖑᐃᑦ	Kanguq			2										2
Canada goose	ᓂᕐᓖᑦ	Nikliknik			1										1
Eider duck	ᒥᑏᑦ	Kingalik			2	4									5
Ptarmigan	ᐊᕿᒐᕆᑦ	Akilgik	1		1	6	1					5			12
Arctic char	ᐃᖃᓗᒃᐲᑦ	Ikaliviit	5											20	23
Cod	ᐆᒐᐃᑦ	Ugak			1										1
Sculpin	ᑲᓇᔪᐃᑦ	Kanayuk	3	3	1	3									10
Clams	ᐊᒻᒧᒪᔪᑦ	Uviluq			1										1

‡‡ No data are available corresponding to the harvest numbers shown in the harvest estimates table which were provided by DSD.

‡‡ ᑎᑎᕋᓯᒪᔪᓂᒃ ᐱᑕᖃᖅᑐᑦᑐᖅ ᐱᔾᔪᑎᓕᓐᓂᒃ ᐊᕐᕕᒃᑦ ᖃᑦᓯᐅᓂᖅᑭᓐᓄᑦ ᐊᓚᒃᑲᐅᒪᔪᓄᑦ ᐊᕐᕕᒃᓄᑦ ᓇᓚᐅᕐᓱᑎᓂ ᑐᓂᒃᑭᖅᑭᓐᓂ ᐃᑯᐱᕐᕕᓕᓇᕆᑦ.

‡‡ Nahagauhimaitut titigakhimajunik pitman kanuk angujaukatakhimajunik kanukitunit pijaumajut ikupiktulikijinik.

6.1.4

TABLE/ᓇᓗᓇᐃᔭᐅᑦ/NAUNAIKUTA 99

Annual harvest estimates and five-year mean

All Years (June 1996 - May 2001)

ᐊᒡᖁᑦᒫᑦ ᐊᖑᔭᓄᑦ ᓇᓚᐅᑦᓴᕈᑏᑦ ᐊᒻᒪᓗ ᑕᓪᓕᒪᓄᑦ-ᐊᒡᖁᒍᓄᑦ ᐊᔾᔨᒌᓕᕐᑎᓯᒪᔪᑦ 2001)

ᑕᒪᐃᓐᓄᑦ ᐊᒡᖁᒍᓄᑦ (ᓘᓐ 1996 - ᒪᐃ

Study Year/ᖃᐅᔨᓴᕐᕕᒃ ᐊᒡᖁᒍ/Ihivgiukimayut Ukiumi			1	2	3	4	5	Mean ᐊᔾᔨᒌᓕᕐᑎᓯᒪᔪᑦ Amigaitkiyait
			96/97	97/98	98/99	99/00	00/01	
Species	ᐆᒪᔪᑦ	**Umajuin**						
Caribou[1]	ᑐᒃᑐᐃᑦ[1]	Tuktut[1]	33	40	34	54	43	41
Musk-ox[2]	ᐅᒥᒃᒪᐃᑦ[2]	Umingmait[2]	19	4	5	6	1	7
Polar bear[3]	ᓇᓄᐃᑦ[3]	Nanuit[3]	23	21	20	18	13	19
Wolf[4]	ᐊᒪᕈᐃᑦ[4]	Amagut[4]	0	1	0	4	2	1
Arctic fox[5]	ᑎᓇᒐᓐᓂᐊᑦ[5]	Tigiganiat[5]	39	26	14	0	23	20
Arctic hare[6]	ᐅᑲᓖᑦ[6]	Ukalik[6]	23	30	41	13	34	28
Seals (unspecified)[7]	ᓯᖅᑯᓖᑦ[7]	Natiit[7]	0	0	0	0	1	< 1
Ringed seal[7]	ᓇᑦᓱᑦ[7]	Natiinat[7]	875	880	760	400	349	653
Bearded seal[7]	ᐅᒃᔪᐃᑦ[7]	Ukyuk[7]	31	22	25	11	10	20
Harp seal[7]	ᖃᐃᕈᓖᑦ[7]	Qairulik[7]	68	25	44	72	20	46
Walrus[8]	ᐊᐃᓈᑦ[8]	Akvik[8]	17	1	8	6	3	7
Narwhal[9]	ᑑᒫᓖᑦ ᕿᓚᓗᒐᑦ[9]	Tuugaak[9]	1	1	3	8	13	5
Beluga[10]	ᖃᑯᑦᑕᑦ ᕿᓚᓗᒐᑦ[10]	Kilalugak[10]	1	5	18	3	14	8
Snow goose	ᑲᖑᐃᑦ	Kanguq	23	42	38	25	2	26
Canada goose[11]	ᓂᕐᓖᑦ ᐅᓗᐊᒍᓖᑦ[11]	Nikliknik[11]	38	0	0	0	5	9
Brant goose	ᓂᕐᓕᕐᓇᐃᑦ	Nirlirnaq	0	1	0	3	0	1
Old squaw	ᐊᒡᒋᐊᕐᔪᐃᑦ	Aahangik	0	1	0	0	0	< 1
Eider duck[12]	ᒥᑏᑦ[12]	Kingalik[12]	19	16	3	20	30	18
Red-throated loon	ᖃᖅᓴᐅᑦ	Qaqhuaq	0	0	0	1	0	< 1
Black guillemot	ᐱᑦᓱᐅᓛᑦ	Black guillemot	0	1	0	2	0	1
Thick-billed murre	ᐊᑉᐸᐃᑦ	Thick-billed murre	0	1	0	0	0	< 1
Ptarmigan	ᐊᕿᒃᒋᑦ	Akilgik	294	540	248	115	190	277
Arctic char[13]	ᐃᖃᓗᒃᐲᑦ[13]	Ikaliviit[13]	739	721	231	470	277	488
Cod[14]	ᐆᒪᐃᑦ[14]	Ugak[14]	0	0	31	489	22	108
Sculpin[15]	ᑲᓇᔪᐃᑦ[15]	Kanayuk[15]	44	12	24	22	113	43
Clams[16]	ᐊᒃᒧᒪᔪᑦ[16]	Uviluq[16]	0	0	0	150	2	30

[1-16]: See page 223 for community feedback and other sources of data.

[1-16]: ᑕᑯᒍᒃ ᒪᑉᐱᑐᒐᖅ 225 ᓄᓇᓖᑦ ᑭᐅᒃᔪᑎᕐᕋᑦ ᐊᒻᒪᓗ ᐊᓯᕐᕋᑦ ᐱᒃᕕᐅᔪᑦ ᓈᒻᒪᐅᑎᓂᒃ.

[1-16]: Takulugu makpigaak 227 nunanit kiutjutinganik ovalo aalanik naunaiyautainik.

TABLE/ᓇᓗᓇᐃᔭᐅᑦ/NAUNAIKUTA 100

Annual hunter response — **All Years (June 1996 - May 2001)**

ᐊᒻᕐᒍᑕᒫᑦ ᐊᖑᓇᓱᒃᑏᑦ ᑭᐅᓂᖏᑦ — **ᑕᒪᐃᓐᓄᑦ ᐊᒻᕐᒍᓄᑦ (ᔫᓂ 1996 - ᒪᐃ 2001)**

Angujauvaktu — **Tamamik ukiuni (June 1996 - May 2001)**

Study Year/ᖃᐅᔨᓴᕐᕕᒃ ᐊᒻᕐᒍ/Ihivgiukimayut Ukiumi			1	2	3	4	5	Total ᑲᑎᑦᑐᑦ Tamakiklugin
			96/97	97/98	98/99	99/00	00/01	
Hunter Response Categories	**ᐊᖑᓇᓱᒃᑏᑦ ᑭᐅᓂᖏᑦ ᐊᒻᒍᕐᒪᓂᖏᑦ**	**Angunahukpaktun Kiujait**						
Monthly hunter list	ᑕᕿᑕᒫᑦ ᐊᖑᓇᓱᒃᑏᑦ	Tatkitaman angunahuktut titigait	40	43	55	61	58	73*
Hunters interviewed	ᐊᖑᓇᓱᒃᑏᑦ ᐊᐱᕐᓱᕐᑕᑦ	Angunahuktin apikhuktan	39	42	53	57	53	67*
Harvested	ᐊᖑᓇᓱᒃᑐᒥᓐᓂᑦ	Angujaujut	38	40	42	44	46	62*
Response Rate (%)	ᑭᐅᔪᑦ ᖃᑦᓯᐅᓂᖏᑦ (%)	Kiujut (%)	74	90	93	97	93	89**

* Hunters registered/interviewed/harvested at least once during the study.
** Mean annual response rate.

* ᐊᖑᓇᓱᒃᑏᑦ ᐊᑎᓕᐅᕐᓯᒪᔪᑦ/ᐊᐱᕐᓱᕐᑕᕐ/ᐊᖑᓇᓱᒃᑐᒥᓐᓂᑦ ᐊᑕᐅᓯᐊᕐᓗᐊᕐᑐᑎᒃ ᖃᐅᔨᓴᕐᕕᓂᒥ.
** ᐊᒃᔨᑏᓕᕐᑎᓯᒪᔪᑦ ᐊᒻᕐᒍᑕᒫᑦ ᑭᐅᔪᑦ.

* Angunahuktin atiliukhimajut/apikhiktaunikut/anguhimajut talvani kaujihatatiplugin.
** Atjikilirhimajut ukiumun kiutjutaujut.

TABLE/ᓇᓗᓇᐃᔭᐅᑦ/NAUNAIKUTA 101

Recall period between harvest and interview, expressed as % of total harvest records — **All Years (June 1996 - May 2001)**

ᐅᑎᕐᕕᐅᔪᑦ ᐊᑯᕐᖓᓂ ᐊᖑᓇᓱᒃᓂᖓᑕ ᐊᒻᒪᓗ ᐊᐱᕐᓱᕐᑕᐅᓂᖓᑕ, ᓇᓗᓇᐃᕐᑕᑦ ᐃᒫᒃ % ᑲᑎᑦᑐᑦ ᐊᖑᓇᓱᒃᑕᑦ ᑎᑎᕐᕐᑕᐅᒪᔪᑦ — **ᑕᒪᐃᓐᓄᑦ ᐊᒻᕐᒍᓄᑦ (ᔫᓂ 1996 - ᒪᐃ 2001)**

Angunahuktin apikhuktaujut, iluakhagaujutl % tamakiklugit angujauhimajut umajut — **Tamamik ukiuni (June 1996 - May 2001)**

Study Year/ᖃᐅᔨᓴᕐᕕᒃ ᐊᒻᕐᒍ/Ihivgiukimayut Ukiumi			1	2	3	4	5	Total ᑲᑎᑦᑐᑦ Tamakiklugin
			96/97	97/98	98/99	99/00	00/01	
Recall Period	**ᐅᑎᕐᕕᐅᔪᑦ**	**Pigiakvia**						
≤ 3 months	≤ 3 ᑕᕿᑦ	≤ tatkin pingahut	100	100	87	98	99	97
4-6 months	4-6 ᑕᕿᑦ	tatkin hitaman 6nut	0	0	12	2	1	3
> 6 months	> 6 ᑕᕿᑦ	> 6 tatkin	0	0	0	0	0	0

TABLE/ᓇᓗᓇᐃᔭᐅᑦ/NAUNAIKUTA 102

Number of hunters harvesting each species

ᖃᑦᓯᐅᓂᖏᑦ ᐊᖑᓇᓱᒃᑏᑦ ᐊᖑᓇᓱᒃᐸᑦᑐᑦ ᐊᑐᓂᒃ ᐆᒪᔪᖅᓂᒃ

Angunahuktin angutivaktun umajunik

All Years (June 1996 - May 2001)

ᑕᒪᐃᓐᓄᑦ ᐊᒃᑲᒍᓄᑦ (ᔫᓂ 1996 - ᒪᐃ 2001)

Tamamik ukiuni (June 1996 - May 2001)

Study Year/ᖃᐅᔨᓴᕐᕕᒃ ᐊᒃᑲᒍ/Ihivgiukimayut Ukiumi			1	2	3	4	5	Total ᑲᑎᑦᑐᑦ
			96/97	97/98	98/99	99/00	00/01	Tamakiklugin
Species	**ᐆᒪᔪᑦ**	**Umajuin**						
Caribou	ᑑᒃᑐᐃᑦ	Tuktut	4	10	7	10	9	18
Musk-ox	ᐅᒥᒃᒪᐃᑦ	Umingmait	3	3	4	3	1	11
Polar bear#	ᓇᓄᐃᑦ#	Nanuit#	n/d	n/d	n/d	n/d	n/d	n/d
Wolf	ᐊᒪᕈᐃᑦ	Amagut		1		2	1	4
Arctic fox	ᑎᓇᒐᓐᓂᐊᑦ	Tigiganiat	10	9	4		5	19
Arctic hare	ᐅᑲᓖᑦ	Ukalik	5	9	12	6	3	22
Seals (unspecified)	ᓯᖅᑯᓖᑦ	Natiit					1	1
Ringed seal	ᓇᑦᓱᑦ	Natiinat	38	38	38	36	36	54
Bearded seal	ᐅᒃᔪᐃᑦ	Ukyuk	15	17	15	7	8	35
Harp seal	ᖃᐃᕈᓖᑦ	Qairulik	17	12	15	17	9	35
Walrus	ᐊᐃᓈᑦ	Akvik	6	1	3	5	3	12
Narwhal	ᑑᒫᓖᑦ ᕿᓚᓗᒐᑦ	Tuugaak	1	1	3	8	11	17
Beluga	ᖃᑯᑦᑕᑦ ᕿᓚᓗᒐᑦ	Kilalugak	1	3	13	3	10	24
Snow goose	ᑲᖑᐃᑦ	Kanguq	4	11	7	5	2	19
Canada goose	ᓂᑦᓖᑦ ᐅᓗᐊᒍᓖᑦ	Nikliknik	1				1	2
Brant goose	ᓂᑦᓕᑦᓇᐃᑦ	Nirlirnaq		1		1		2
Old squaw	ᐊᒃᑭᐊᑦᔪᐃᑦ	Aahangik		1				1
Eider duck	ᒥᑏᑦ	Kingalik	6	5	2	5	5	13
Red-throated loon	ᖃᖅᓴᐅᑦ	Qaqhuaq				1		1
Black guillemot	ᐱᑦᓱᐅᓖᑦ	Black guillemot		1		1		2
Thick-billed murre	ᐊᑦᐸᐃᑦ	Thick-billed murre		1				1
Ptarmigan	ᐊᕿᒃᑏᑦ	Akilgik	16	23	18	11	12	36
Arctic char	ᐃᖃᓗᒃᐱᑦ	Ikaliviit	14	28	10	18	23	51
Cod	ᐆᒪᐃᑦ	Ugak			1	12	1	13
Sculpin	ᑲᓇᔪᐃᑦ	Kanayuk	5	1	1	4	10	17
Clams	ᐊᒃᒧᒪᔪᑦ	Uviluq				2	1	3

‡‡ No data are available corresponding to the harvest numbers shown in the harvest estimates table which were provided by DSD.

‡‡ ᑎᑎᕋᓯᒪᔪᓂᒃ ᐱᑕᖃᖅᑭᑦᑐᖅ ᐱᔾᔪᑎᓕᖅᓂᒃ ᐊᖑᔭᑦ ᖃᑦᓯᐅᓂᖏᖅᓄᑦ ᐊᓚᒃᑲᐅᒪᔪᓄᑦ ᐊᖑᔭᓄᑦ ᓇᓚᐅᑦᓴᕈᑎᓂ ᑐᓂᔭᖏᖅᓂ ᐃᑯᐱᕐᕕᓕᕆᔨᑦ.

‡‡ Nahagauhimaitut titigakhimajunik pitman kanuk angujaukatakhimajunik kanukitunit pijaumajut ikupiktulikijinik.

6.1.4

6.1.4 Community Results Discussion: Grise Fiord

The survey frame:

An assessment of under-enumeration during the community visit revealed that there were approximately 17 hunters who were not registered in the Harvest Study. Fourteen of these were Inuit - 12 occasional and two active hunters. It is estimated that there were three non-Inuit hunters with assigned hunting rights who were not registered – one occasional and two active hunters. As discussed in Section 5.2.1 the effect of this under-enumeration would have led to a downward bias of the harvest estimates. Given that these unregistered hunters represent 19 percent of the total hunter population (Table 10) the effect of this bias on harvest estimates could be significant. Harvest estimates for the unregistered hunters can be estimated using mean harvest quantities for each species by strata. However, these estimates, having their own sources of error and bias, are beyond the scope of this Final Report. Readers may apply to NWMB to obtain the results of these calculations.

Due to the relatively small number of intensive hunters registered in Grise Fiord, the intensive classification was joined with the active classification for the purpose of calculating harvest estimates.

The HTO Board felt that there were more than three intensive hunters in the community. Given that all the unregistered hunters identified were occasional or active hunters it is likely that some intensive hunters were misclassified rather than un-registered. The effect of this should be minimal since, as discussed above, we have joined the active and intensive classifications for the estimate calculations.

Survey coverage and non-response bias:

Response rates in year 1 of the study were quite low in some months in Grise Fiord, dropping below 50% in two of these months. As seen in Table 10 the consistent intentional non-response rate in Grise Fiord was low, at 1.4%, and was not thought to contribute to potential non-response bias.

Response rates were felt to be high enough and non-response bias low enough during years 2 to 5 to ensure that n did in fact constitute a sufficiently representative sample of N hunters. Readers should exercise caution when using the data collected during the first few months of year 1 since the potential for both sampling error and non-response bias increases as response rates fall.

Measurement issues and response error:

It was suggested during the community visit that hunters may not have reported all their harvest. Several reasons were given to explain this. Many hunters were difficult to contact since they were out hunting. Often several months would pass before they were reached for their interview, at which time they would need to estimate their catch since many had not written it down. Some hunters were told by the Fieldworker that they did not need to report the quota species they harvested, such as narwhal, polar bear and musk-ox, since this information could be obtained from other sources. This was a communication error between the Fieldworker and Headquarters which resulted in under-reporting of some quota species. Some hunters did not understand the purpose of the study and were reluctant to report their total catch for fear that it may result in harvesting limitations. Readers are urged to consider these issues and the comments below, collected during the community visit, when using the harvest estimates provided. Where appropriate and available other sources of harvest data have been provided to assist readers with this task.

As seen in the recall period tables, the majority of harvest records were collected within three months of the harvest. Exceptions to this were found only in selected months in years 3, 4 and 5 when longer recall periods (four to six months) were seen. As a result of the low recall periods in most months it would seem that measurement error due to recall failure would be minimal. However, given the comments noted above it appears that recall failure did in fact occur on some occasions and should be considered when assessing harvest estimates.

The community indicated that there was no commercial harvesting during the study.

Community feedback and other sources of data:

1. **Caribou:** The caribou harvest consisted of Peary caribou only.
2. **Musk-ox:** Harvest estimates seem low. Hunters were told by the Fieldworker that data would be collected from DSD so many did not report their musk-ox harvest (C.F.). DSD records indicate the following subsistence harvests during the course of the Harvest Study (DSD MXa):

Year 1	Year 2	Year 3	Year 4	Year 5
18	12	13	14	17

DSD records also indicated a total of 13 harvests (4 in year 1, 1 in year 2, 5 in year 4 and 3 in year 5) during the study period where the type of harvest was not recorded. These harvests may have been subsistence but were not included above since this could not be ascertained.

[3] **Polar bear:** Numbers displayed are not estimates but confirmed harvest numbers supplied by DSD (DSD PB).

[4] **Wolf:** Harvest estimates seem too low. It is thought that some wolf harvests were not reported; wolves are harvested every year (C.F.).

[5] **Arctic fox:** There was no reported harvest of arctic fox in year 4 but the HTO Board reports that some are harvested every year (C.F.).

[6] **Arctic hare:** Arctic hare are abundant on Ellesmere Island and are harvested in larger numbers than shown by the harvest estimates. Hunters may not have thought to report some of the smaller species since they are not as significant to the hunter as the big game and marine mammal species (C.F.).

[7] **Seals:** The harvest estimates show a decline in seal harvesting over the five year study period. The community reported that a drop in seal harvesting has occurred in the last four years since there have been fewer seals in the area to hunt. However, they feel that seal harvesting did not drop as significantly as the harvest estimates indicate (C.F.).

[8] **Walrus:** Harvest estimates in years 2 to 5 seem too low. Year 1 estimates look to be more accurate (C.F.).

[9] **Narwhal:** Harvest estimates seem too low (C.F.). The annual quota was 20 animals. DFO reports the following harvest numbers for narwhal (note that DFO data are based on fiscal years, whereas Harvest Study data are based on harvest years that run from June to May) (DFO N/B):

96/97	97/98	98/99	99/00	00/01
1	1	10	16	17

[10] **Beluga:** Harvest estimates seem too low (C.F.). DFO reports the following harvest numbers for beluga (note that DFO data are based on fiscal years, whereas Harvest Study data are based on harvest years that run from June to May) (DFO N/B):

96/97	97/98	98/99	99/00	00/01
1	2	40	23	22

[11] **Canada goose:** Canada geese are only seen in small numbers around Grise Fiord. The harvest estimate of 38 in year 1 seems too high (C.F.). This harvest took place in June 1996 when response rates were below 50%. It is likely that the harvest estimate is too high due to a large degree of non-response bias. The reported harvest for this month was only 4 geese.

[12] **Eider duck:** Both king and common eider ducks are harvested around Grise Fiord. Harvest estimates seem a little low. Sometimes the hunters will estimate how many they harvested; most hunters would tend to under-estimate as opposed to over-estimate (C.F.).

[13] **Arctic char:** It was suggested by the community members that the lower harvest estimates in some years may have been due to poor conditions on the trail to Kane basin (C.F.).

[14] **Cod:** Cod are often harvested when they are washed ashore by large waves. Hundreds are harvested when this occurs. The community suspects that many of these fish were not reported (C.F.).

[15] **Sculpin:** Harvest estimates seem too low. Many hunters were not aware they were to report this species (C.F.).

[16] **Clams:** Clams are harvested every year. As with some of the other smaller species, hunters were often not aware they were to report or did not think to report these species (C.F.).

Egg harvesting was rarely reported by Grise Fiord hunters. The following eggs are gathered every year: seagull, king and common eider duck, brant goose, loon, black guillemot, thick-billed murre and old squaw (C.F.).

6.1.4 ᓄᓇᓕᖕᓂ ᓴᖅᑭᑕᐅᔪᓂᒃ ᐅᖃᖃᑎᒌᕈᑎᑦ: ᐊᐅᓱᐃᑦᑐᖅ

ᖃᐅᔨᓴᓂᐅᑉ ᐋᖅᑭᐅᒪᓂᖓ:

ᕿᒥᕐᕈᔭᐅᑎᓪᓗᒋᑦ ᐊᑎᓕᐅᓇᓐᖏᓗᐊᖅᐸᓂᐅᔪᑦ ᓄᓇᓕ ᐳᓚᕋᖅᑕᐅᑎᓪᓗᒋᑦ ᑕᓗᑎᑦᓯᓚᐅᖅᑐᑦ ᑕᒫᓂ 17 ᐊᖑᓇᓱᑎᑦ ᐊᑎᖃᖃᑕᐅᓚᐅᖏᓐᓂᖏᓐᓂᒃ ᖃᐅᔨᓴᓐᓂᕐᒧᑦ. 14ᖑᓚᐅᖅᑐᑦ ᐃᓄᐃᑦ - 12 ᖃᑯᑎᒃᑰᖅᐸᕐᑐᑦ ᐊᒻᒪᓗ ᒪᕈᒃ ᑕᒫᐸᓗᒃᑯᑦ. ᐃᓱᒪᒋᔭᐅᓯᒪᔪᖅ ᐱᖓᓱᓚᐅᓇᐊᒃᓴᖏᓐᓂᒃ ᐃᓄᓐᖏᑦᑐᑦ ᐊᖑᓇᓱᑎᑦ ᐱᔪᓐᓇᐅᒻᒥᒃ ᑐᓂᔭᐅᓯᒪᔪᑦ ᐊᑎᖃᖃᑕᐅᓚᐅᖏᑦᑐᓂᒃ - ᐊᑕᐅᓯᖅ ᖃᑯᑎᒃᑰᖅᐸᕐᑐᓂ ᐊᒻᒪᓗ ᒪᕈᒃ ᑕᒫᐸᓗᒃᑯᑦ. ᐅᖃᐅᓯᐅᒻᒪᑕ ᓈᓴᐅᑎᒥ 5.2.1 ᑕᒪᑐᒪ ᐊᑎᓕᐅᓇᓐᖏᓗᐊᕈᑎᐅᑉ ᐱᒍᑕᐅᓂᖓ ᐊᑦᑎᕝᕕᓪᓕᑎᑦᓯᒪᒐᔭᖅᑐᐃᑦ ᐆᒪᔪᖅᑕᐅᕝᕙᑦᑐᑦ ᖃᑦᓯᐅᕝᓂᖏᓐᓂᒃ. ᐃᓱᒪᒋᓪᓗᒋᑦ ᑕᒪᑦᑯᐊ ᐊᑎᖃᖃᑕᐅᓐᖏᑦᑐᑦ 19%ᓇᒻᒪᒋᑦ ᐊᖑᓇᓱᑉᐸᑦᑐᓚᒫᑦ ᑲᑎᑦᑐᒋᑦ (ᓇᓕᖅᑲᒥ 10) ᐃᓚᓕᐅᓇᓐᖏᓗᐊᖅᓯᒪᓂᐅᑉ ᐊᑦᑐᐃᓂᓇᓱᒪᔭᖓ ᓈᓴᖅᑕᐅᓯᒪᔪᓂᒃ ᐊᒃᓱᓪᓗᐊᑲᓪᓚᐅᑐᐃᓐᓇᓇᐊᓐᒃ. ᐆᒪᔪᖅᑕᐅᕝᕙᑦᑐᒥᓂᑦ ᐊᑎᖃᖃᑕᐅᖏᑦᑐᓄᑦ ᒥᑦᓴᐅᓯᖅᑕᐅᔪᓐᓇᖅᑐᑦ ᐊᑐᕐᓗᑎᒃ ᐆᒪᔪᖅᑕᐅᒡᒍᔪᒃᑐᑦ ᖃᑦᑎᐅᕝᕙᖏᓐᓂᒃ ᐊᑐᓂᑦ ᓂᕐᔪᑎᓄᑦ ᐊᒡᒍᖅᓯᒪᓂᖏᑎᒍᑦ. ᑭᓯᐊᓂ ᑕᒪᑦᑯᐊ ᒥᑦᓴᐅᓯᖅᑕᐅᔪᑦ, ᐃᒻᒥᒍᑦ ᑕᒻᒪᖅᓯᒪᐅᖅᑐᖃᖅᑐᑎᒃ ᐃᓚᓕᐅᓇᓐᖏᓗᐊᕐᓂᖃᖅᑐᑎᓪᓗ, ᐊᖏᓗᐊᕐᒪᑕ ᐅᑯᓄᖓ ᑭᖑᓪᓕᐸᖅᓯᐅᑎᐅᔪᓄᑦ. ᐆᒪᔪᖅᑕᐅᕝᕙᑦᑐᓄᑦ ᑲᑎᕝᕕᓂᖏᓐᓂᒃ ᐊᑐᓂᑦ ᓂᕐᔪᑎᓄᑦ ᐊᒡᒍᖅᓯᒪᓂᖏᑎᒍᑦ. ᑭᓯᐊᓂ ᑕᒪᑦᑯᐊ ᒥᑦᓴᐅᓯᖅᑕᐅᔪᑦ, ᐃᒻᒥᒍᑦ ᑕᒻᒪᖅᓯᒪᐅᖅᑐᖃᖅᑐᑎᒃ ᐃᓚᓕᐅᓇᓐᖏᓗᐊᕐᓂᖃᖅᑐᑎᓪᓗ, ᐊᖏᓗᐊᕐᒪᑕ ᐅᑯᓄᖓ ᑭᖑᓪᓕᐸᖅᓯᐅᑎᐅᔪᓄᑦ. ᐅᖃᓕᒫᖅᑐᑦ ᑐᑦᓯᕋᕈᓐᓇᖅᑐᑦ ᐆᒪᔪᓕᓇᓕᔪᐊᑦᑯᓐᓂᑦ ᐱᔪᒪᓂᑎᑎᒃ ᓴᖅᑭᑕᐅᓯᒪᔪᓂᒃ ᓈᓴᐅᑎᓂᒃ.

ᖃᑦᑏᓐᓇᐸᓗᓂᖏᓐᓄᑦ ᐊᖑᓇᓱᑉᐸᑦᑐᐃᑦ ᑕᒫᐸᓗᒃ ᐊᑎᖃᖃᑕᐅᔪᓂ ᐊᐅᓱᐃᑦᑐᒥ, ᐊᒃᓯᒃᑲᓪᓗᓂᖏᑦᑐᑦ ᐱᖃᓯᐅᑎᓯᒪᔪᑦ ᓇᓗᓇᐃᕈᑎᖃᖅᑐᓂᒃ ᑕᒫᐸᓗᒃ ᓈᓴᖅᑕᐅᓇᓱᑎᑦᓗᒋᑦ ᖃᑦᑎᐅᕝᕙᖏᓐᓂᑦ ᐆᒪᔪᖅᑕᐅᕝᕙᑦᑐᐃᑦ.

ᐊᖑᓇᓱᑦᑐᓕᓇᔨᑦ ᑲᑎᒪᔨᖏᑦ ᐃᓱᒪᓚᐅᖅᑐᑦ ᐅᓄᕐᓂᖅᓴᐅᓚᐅᕐᓂᖏᓐᓂᒃ ᐊᖑᓇᓱᒻᒪᓇᑉᐸᑦᑐᑦ ᐱᖓᓱᑦ ᐅᖓᑖᓄᑦ ᓄᓇᓕᐅᔪᒥ. ᐃᓱᒪᒋᓪᓗᒍ ᐊᑎᖃᖃᑕᐅᖏᑦᑐᓚᒫᑦ ᐊᖑᓇᓱᒃᑎᑦ ᐆᒪᔪᕐᓱᑦᑎᐅᕝᕙᖏᑦ ᖃᑯᑎᒃᑰ ᑕᒫᐸᓗᒃᑯᑦ ᑕᒪᑦᓯᒪᐅᖅᑐᑦ ᐊᒻᒪᓗ ᑕᒫᐸᓗᒃᑯᑦ ᖃᑦᑎᐅᕝᕙᖏᓐᓂᑦ ᐆᒪᔪᖅᑕᐅᕝᕙᑦᑐᐃᑦ.

ᖃᑦᑏᓐᓇᓱᑦᑐᓕᓇᔨᑦ ᑲᑎᒪᔨᖏᑦ ᐃᓱᒪᓚᐅᖅᑐᑦ ᐅᓄᕐᓂᖅᓴᐅᓚᐅᕐᓂᖏᓐᓂᒃ ᐊᖑᓇᓱᒻᒪᓇᑉᐸᑦᑐᑦ ᐱᖓᓱᑦ ᐅᖓᑖᓄᑦ ᓄᓇᓕᐅᔪᒥ. ᐃᓱᒪᒋᓪᓗᒍ ᐊᑎᖃᖃᑕᐅᖏᑦᑐᓚᒫᑦ ᐊᖑᓇᓱᒃᑎᑦ ᐆᒪᔪᕐᓱᑦᑎᐅᕝᕙᖏᑦ ᖃᑯᑎᒃᑰ ᑕᒫᐸᓗᒃᑯᑦ ᐃᒻᒪᖅᑰ ᐃᓚᖏᑦ ᐊᒃᓴᒃᑰᓪᓚᑦ ᖃᑦᑎᐅᕝᕙᖏᓐᓂᑦ ᐆᒪᔪᖅᑕᐅᕝᕙᑦᑐᐃᑦ.

ᐊᖑᓇᓱᑦᑐᓕᓇᔨᑦ ᑲᑎᒪᔨᖏᑦ ᐃᓱᒪᓚᐅᖅᑐᑦ ᐅᓄᕐᓂᖅᓴᐅᓚᐅᕐᓂᖏᓐᓂᒃ ᐊᖑᓇᓱᒻᒪᓇᑉᐸᑦᑐᑦ ᐱᖓᓱᑦ ᐅᖓᑖᓄᑦ ᓄᓇᓕᐅᔪᒥ. ᐃᓱᒪᒋᓪᓗᒍ ᐊᑎᖃᖃᑕᐅᖏᑦᑐᓚᒫᑦ ᐊᖑᓇᓱᒃᑎᑦ ᐆᒪᔪᕐᓱᑦᑎᐅᕝᕙᖏᑦ ᖃᑯᑎᒃᑰ ᑕᒫᐸᓗᒃᑯᑦ ᑕᒪᑦᓯᒪᐅᖅᑐᑦ ᐊᒻᒪᓗ ᑕᒫᐸᓗᒃᑯᑦ ᖃᑦᑎᐅᕝᕙᖏᓐᓂᑦ ᐆᒪᔪᖅᑕᐅᕝᕙᑦᑐᐃᑦ.

ᖃᑦᑏᓐ

[3] **ᓇᓄᐃᑦ:** ᓈᓴᐅᑎᑦ ᑕᑯᔭᒃᓴᐅᔪᑦ ᒥᑦᓴᐅᓯᕈᑎᑐᐃᓐᓇᐅᖏᑦᑐᑦ ᑭᓯᐊᓂ ᓈᓴᖅᑕᐅᓯᒪᓪᓚᑖᖅᑐᑦ ᓄᓇᕗᑦ ᒐᕙᒪᒃᑯᑦ ᐃᑯᐱᕝᕕᓕᓇᔾᒃᑯᖏᓐᓄᑦ (DSD PB).

[4] **ᐊᒪᕈᖅ:** ᐱᔭᐅᕙᑦᑐᑦ ᖃᑦᑎᐅᓂᖏᑦ ᐊᑦᑎᓗᐊᖅᑑᔭᖅᑐᑦ. ᐃᓱᒪᒋᔭᐅᔪᖅ ᐃᓚᖏᑦ ᐊᒪᕈᖅᑕᐅᔪᒥᓂᑦ ᐅᖃᐅᓯᐅᕙᓚᐅᖏᓐᓂᖏᓐᓂᒃ; ᐊᒪᕈᐃᑦ ᐊᑦᕋᒍᑕᒫᑦ ᐱᔭᐅᕙᑦᑐᑦ (C.F.).

[5] **ᑎᓇᒐᓂᐊᖅ:** ᐅᑭᐅᖓᓂ 4 ᐅᖃᐅᓯᐅᔪᖃᓚᐅᖏᑦᑐᖅ ᑎᓇᒐᓂᐊᖅᑐᖃᓂᒪᖔᑦ ᑭᓯᐊᓂ ᐊᖑᓇᓱᑦᑐᓕᓇᔾᒃᑯᑦ ᑲᑎᒪᔨᖏᑦ ᐅᖃᖅᓯᒪᔪᑦ ᐱᔭᐅᓚᑲᓲᖑᓂᖏᓐᓂᒃ ᐊᕐᕋᒍᑕᒫᑦ (C.F.).

[6] **ᐅᑲᓕᑦ:** ᐅᑲᓕᖃᐅᑦᑎᐊᖅᑐᖅ ᐊᐅᓱᐃᑦᑐᑦ ᕿᑭᖅᑖᓗᓕᒫᖓᓂ ᐊᒻᒪᓗ ᐅᓄᖅᑐᑦ ᐱᔭᐅᕙᓐᓗᑎᒃ ᓴᓂᐊᓐᓂ ᐆᒪᔪᖅᑕᐅᔪᒥᓂᑦ ᖃᑦᑎᐅᓂᖏᓐᓂᒃ. ᐊᖑᓇᓱᑦᑎᑦ ᐃᓱᒪᕙᑦᑐᑦᓴᐅᓐᓂᖏᒻᒪᑕ ᐅᖃᐅᓯᖃᖅᑐᑦᓴᐅᓂᖏᓐᓂᒃ ᐃᓚᖏᓐᓂᒃ ᒥᑭᔫᑕᐅᓂᖅᓴᓂᒃ ᐆᒪᔪᓂᒃ ᐱᒻᒪᕆᐅᓗᐊᕆᔭᐅᖏᑦᑐᑎᒃ ᐊᖑᓇᓱᑦᑎᓄᑦ ᐆᒪᔪᐸᐅᔭᐃᑦ ᓴᓂᐊᓂ ᐊᒻᒪᓗ ᐳᐃᔨᑦ (C.F.).

[7] **ᓇᑦᓯᑦ:** ᓇᑦᑎᖅᑕᐅᕙᑦᑐᑦ ᖃᑦᑏᓐᓇᖑᖅᐸᓕᐊᓚᐅᖅᑐᑦ ᐅᑭᐅᑦ ᑕᓕᒪᑦ ᖃᐅᔨᓴᕐᓂᖃᕐᓂᖓᓂ. ᓄᓇᓕᑦ ᐅᖃᐅᓯᖃᓚᐅᖅᑐᑦ ᐱᔭᐅᓗᐊᖅᐸᒍᓐᓂᓚᐅᕐᓂᖏᓐᓂᒃ ᓇᑦᑎᑭᓪᓕᓕᐅᒪᓯᒪᓂᖓᓄᑦ ᐅᑭᐅᑦ ᑎᓴᒪᑦ ᑭᖑᓪᓕᖅᐹᖏᓐᓂ. ᑭᓯᐊᓂ, ᐃᓱᒪᖃᓚᐅᕐᒥᔪᑦ ᓇᑦᓯᖅᑕᐅᕙᑦᑐᑦ ᐊᒃᓱᓗᐊᕐᓗᒃ ᑲᑕᕝᕙᓪᓕᓚᐅᖏᓐᓂᖏᓐᓂᒃ ᑕᐃᒫᒃ ᑕᑯᑎᑦᓯᖅᑰᔾᒪᑕ ᓇᑦᑎᖅᑕᐅᕙᑦᑐᑦ ᖃᑦᑎᐅᓂᖏᑦ (C.F.).

[8] **ᐊᐃᕕᑦ:** ᐊᐃᕙᕙᑦᑕᐅᕙᑦᑐᑦ ᖃᑦᑎᐅᓂᖏᑦ ᐅᑭᐅᖏᓐᓂ 2ᒥ 5ᒧᑦ ᐊᑦᑎᓗᐊᖅᑰᔾᔪᑦ. ᐅᑭᐅᖓᓂ 1 ᒥᑦᓴᐅᓯᒪᑦᑎᐊᓂᖅᓴᐅᖅᑰᔾᔪᑦ ᖃᑦᑎᐅᓂᖏᑦ (C.F.).

[9] **ᑑᒫᓕᑦ:** ᐱᔭᐅᕙᑦᑐᑦ ᖃᑦᑎᐅᓂᖏᑦ ᐊᑦᑎᓗᐊᖅᑑᔭᖅᑐᑦ (C.F.). ᐊᑦᕋᒍᑕᒫᑦ ᑰᑕᖃᓚᐅᖅᑐᑦ 20ᓂᒃ. ᐃᒪᕐᒥᐅᑕᓕᓇᔾᒃᑯᓐᓄᑦ ᐊᑦᓚᑕᐅᓯᒪᔪᐃᑦ ᐅᑯᐊ ᓈᓴᐅᑎᑦ ᑑᒫᓕᖅᑕᒥᓂᕐᓄᑦ (ᖃᐅᔨᒪᒋᑦ ᐃᒪᕐᒥᐅᑕᓕᓇᔾᒃᑯᑦ ᓈᓴᐅᑎᖏᑦ ᒪᓕᒻᒪᑕ ᑮᓇᐅᔭᖅᑑᑎᒋᕙᑦᑕᒥᑕ ᐅᑭᐅᖏᓐᓂᒃ, ᐆᒪᔪᖅᑕᐅᕙᑦᑐᓂᓕ ᐊᓪᓚᓱᒪᔪᖏᑦ ᒪᓕᖓᕐᒪᑕ ᐱᒋᐊᕐᕕᖅᑐᑎᒃ ᔪᓂᒥᑦ ᒪᐃᒧᑦ) (DFO N/B):

96/97	97/98	98/99	99/00	00/01
1	1	10	16	17

[10] **ᕿᓚᓗᒐᐃᑦ:** ᐱᔭᐅᕙᑦᑐᑦ ᖃᑦᑎᐅᓂᖏᑦ ᐊᑦᑎᓗᐊᖅᑑᔭᖅᑐᑦ (C.F.). ᐃᒪᕐᒥᐅᑕᓕᓇᔾᒃᑯᓐᓄᑦ ᐅᑯᐊ ᑎᑎᖅᑕᐅᓯᒪᔪᑦ ᓈᓴᐅᑎᑦ ᕿᓚᓗᒐᖅᑕᐅᕙᑦᑐᓂᒃ (ᖃᐅᔨᒪᒋᑦ ᐃᒪᕐᒥᐅᑕᓕᓇᔾᒃᑯᑦ ᓈᓴᐅᑎᖏᑦ ᒪᓕᒻᒪᑕ ᑮᓇᐅᔭᖅᑑᑎᒋᕙᑦᑕᒥᑕ ᐅᑭᐅᖏᓐᓂᒃ, ᐆᒪᔪᖅᑕᐅᕙᑦᑐᓂᓕ ᐊᓪᓚᓱᒪᔪᖏᑦ ᒪᓕᖓᕐᒪᑕ ᐱᒋᐊᕐᕕᖅᑐᑎᒃ ᔪᓂᒥᑦ ᒪᐃᒧᑦ) (DFO N/B):

96/97	97/98	98/99	99/00	00/01
1	2	40	23	22

[11] **ᓂᕐᓕᑦ ᐅᓗᐊᒍᓪᓕᑦ:** ᓂᕐᓕᑦ ᖃᐅᔨᓴᐅᕙᑦᑐᑦ ᐅᓄᖏᑦᑐᑯᓗᐃᑦ ᐊᐅᓱᐃᑦᑐᑦ ᓯᓚᑖᓂ. ᓂᕐᓕᑦᑕᐅᔪᒥᓂᑦ ᖃᑦᑎᐅᓂᖏᑦ 38ᒥᑦᑐᑦ ᐅᑭᐅᖓᓂ 1 ᕐᑯᑦᑎᓗᐊᕐᓚᖅᑰᔾᔪᖅ (C.F.). ᑕᐃᑲᓂ ᔫᓂ 1996ᒥ ᓂᕐᓕᑦᑕᐅᔪᒥᓂᑦ ᑭᐅᕙᑦᑐᑦ ᓇᑉᐸᖏᑕ 50% ᑐᖓᓃᑦᑎᓪᓗᒋᑦ. ᐃᒻᒪᕐᑲ ᖃᑦᑎᐅᓂᖏᑦ ᐅᓄᓗᐊᖅᑐᑦ ᐅᓄᖅᑐᑲᓪᓚᐅᓚᐅᕐᓂᖏᓐᓄᑦ ᑭᐅᕙᓐᖏᑦᑐᑦ. ᑕᖅᑭᒥ ᑕᐃᑲᓂ ᐅᖃᐅᓯᐅᓚᐅᖅᑐᑦ ᓂᕐᓕᑦᑕᐅᔪᒥᓂᑦ ᑎᓴᒪᑐᐃᓐᓇᐃᑦ.

[12] **ᒥᑎᑦ:** ᑕᒪᑭᒃ ᕿᖓᓕᑦ ᒥᑏᓪᓗ ᐱᔭᐅᕙᑦᑐᑦ ᐊᐅᓱᐃᑦᑑᑦ ᖃᓂᒋᔭᖓᓂ. ᐱᔭᐅᕙᓐᓂᖏᑦ ᐊᑦᑎᓗᐊᕐᕋᔪᖅᑰᔾᔪᑦ. ᐃᓛᓐᓂᒃᑯᑦ ᐊᖑᓇᓱᑦᑎᑦ ᒥᑦᓴᐅᓯᓲᖑᔪᑦ ᐆᒪᔪᖅᑕᒥᓂᕐᒥᓂᒃ; ᐅᓄᕐᓂᖅᓴᐃᑦ ᐊᖑᓇᓱᑦᑎᑦ ᑐᖓᐅᑦᓯᓗᐊᕐᓂᐅᔭᓲᖑᓪᓗᑎᒃ ᐅᖓᑕᐅᔾᔨᖓᕐᑎᒃ (C.F.).

[13] **ᐃᖃᓗᐃᑦ:** ᐃᓱᒪᒋᔭᐅᓚᐅᖅᑐᖅ ᓄᓇᓕᖕᓄᑦ ᐊᕐᕋᒍᐃᑦ ᐃᓚᖏᓐᓂ ᐃᖃᓗᒃᑕᐅᕙᑦᑐᑦ ᖃᑦᑏᓐᓇᐅᓂᖅᓴᐅᕙᖅᑰᖅᑐᒥᓂᑦ ᓯᓚᑦᓯᐊᖑᑦᓴᐃᓐᓇᐅᕙᕐᓂᖏᓐᓂᖓᓄᑦ ᐃᖃᓪᓕᐊᕐᕕᖑᑦ (C.F.).

[14] **ᑑᒐᐃᑦ:** ᑑᒐᐃᑦ ᐱᔭᐅᒐᔪᓲᖑᔪᑦ ᓯᔭᔭᓯᖅᑕᐅᕙᓪᓕᐊᑎᓪᓗᒋᑦ ᒪᓪᓕᖃᑦᑕᑎᓪᓗᒍ. ᐅᓄᖅᑐᑲᓪᓚᐃᑦ ᐱᔭᐅᓲᖑᔪᑦ ᑕᐃᒪᐃᑦᑐᖃᖅᑎᓪᓗᒍ. ᓄᓇᓕᑦ ᑲᖏᒋᔭᖃᓚᐅᖅᑐᑦ ᐅᓄᖅᑐᑦ ᑑᒐᐃᑦ ᐅᖃᐅᓯᐅᕙᓐᓂᖏᓐᓂᒃ (C.F.).

[15] **ᑲᓇᔪᐃᑦ:** ᐱᔭᐅᕙᑦᑐᑦ ᖃᑦᑎᐅᓂᖏᑦ ᐊᑦᑎᓗᐊᖅᑑᔭᖅᑐᑦ. ᐊᖑᓇᓱᒃᑎᑦ ᐅᓄᖅᑐᑦ ᖃᐅᔨᒪᓚᐅᕐᓂᖏᑦᑐᑦ ᐅᖃᐅᓯᖃᖅᑐᑦᓴᐅᓂᕐᒥᓂᒃ ᑲᓇᔪᖅᑕᒥᓂᕐᒥᓂᒃ (C.F.)

[16] **ᐊᒻᒫᒪᔪᑦ:** ᐊᒻᒫᒪᔪᑦ ᐱᔭᐅᑦᓴᐃᓐᓇᐸᑦᑐᑦ ᐊᑦᕋᒍᑕᒫᑦ. ᐊᓯᖏᑎᑐᑦ ᒥᑭᔪᑎᑦ ᓂᕐᔪᑎᑦ, ᐊᖑᓇᓱᒃᑎᑦ ᖃᐅᔨᒪᕙᓚᐅᕐᓂᖏᑦᑐᑦ ᐅᖃᐅᓯᖃᖅᑐᑦᓴᐅᓂᕐᒥᓂᒃ ᐅᕙᓗ ᐃᓱᒪᕙᓐᓂᖏᑦᑐᑦ ᑕᒪᒃᑯᓂᖓ ᓂᕐᔪᑎᐊᐱᓐᓂᒃ (C.F.).

ᐱᑭᐅᑕᖅᓂᖅ ᐅᖃᐅᓯᐅᑲᔪᕐᓂᖏᑦᑐᒪᓇᐊᓗᒃ ᑕᒃᑯᓐᓇᖓ ᐊᐅᓱᐃᑦᑐᖅ ᐊᖑᓇᓱᒃᑎᖏᓐᓂᑦ. ᐅᑯᐊ ᐱᑭᐅᑕᖅᑕᐅᕙᑦᑐᑦ ᐊᑦᕋᒍᑕᒫᑦ. ᓇᐅᔭᐃᑦ, ᒥᑎᑦ ᕿᖓᓕᑦ, ᑲᖓᐃᑦ, ᖃᖅᓴᐅᑦ, ᐱᑦᓯᐅᓚᑦ, ᐊᒃᐸᑦ, ᐊᒻᒪᓗ ᐊᒡᒋᐊᕐᔪᐃᑦ (C.F.).

6.1.4 Nunani Iniktikhimayut Ukauhiit: Ausuituq

Ihivgiukhimayut iniktigutait:
Ihivgiufaahimayut ataani ihivgiukhimayuni nunani pulaaktakhimatitluni takupkakhimayut 17kuyut umayukhiuktit titigakhimaitut Umayukhiukhimayut ihivgiukhimatitlugu. 14kuyut Inuinait – 12kuyut ilaani umayukhiukpaktut ovalo malguuk umayukhiukataktut. Naunaiyakhimayuk pingahut inuinaungitut umayukhiuktit tuniyauhimayut umayukhiutinik inminiigutinik titigaktauhimaitut – atauhik ilaani umayukhiukpaktuk ovalo malguk umayukhiukataktut. Ukahimayut ilangani 5.2.1 ikpinagutait hamna ataani ihivgiukhimayuk pilaaktuk ataanut ihumagiyaini umayukhiukhimayut naunaiyautaini. Pihimamat hapkoa titigakhimaitut umayukhiuktit pihimamat 19%nik tamaat umayukhiuktunit (ikpatauyak 10) ikpinagutait hamna ihumagiyaini umayukhiukhimayut naunaiyautit angiyuuniaktuk. Umayukhiukhimayut naunaiyautait titigakhimaitut umayukhiuktit naunaiyakhimalaat atuklugit anginikhaat umayukhiukhimayut naunaiyautaini tamamik umayut aviktukhimayuni. Kihimi hapkoa naunaiyautit pihimamata inminik pihimayaini ihuinaakhimayuni ovalo ihumagiyaini avataaniimat atuktangit hamna Iniktigutini Tuhaktakhani. Taiguaktut apigilaat NWMBkunit piyumagumik iniktigutait hapkoa naunaiyakhimayut.

Pikamata mikiyunik amigaitjutaini umayukhiuginaktut titigakhimayut Ausuituqmi, umayukhiunginaktut naunaiyautait ilauhimayut umayukhiukataktunut naunaiyautainut atukhugit naunaiyauhimayut umayukhiukhimayut naunaiyautaini.

HTOkut katimayiit ihumayut amigaitkiyaumat pingahut umayukhiuginaktut nunami. Taimaimat tamamik titigaktauhimaitut umayukhiuktit naunaiyakhimayut ilaani umayukhiukpakatut ovaluniit umayukhiukataktut, piyunakhihimayut ilangit umayukhiunginaktut ihuitumik naunaiyakhimayut pingithuni titigakhimaitunut. Ikpinagutait hamna mikiniaktuk, ukakhimapluni hamani, ilaukatigihimayavut umayukhiukataktut ovalo umayukhiunginaktut naunaiyautaini naunaiyautini ihuakhakhimayuni.

Ihivgiukhimayut pihimayut ovalo kiuyuitut ihumagiyait:
Kiuhimayut naunaiyautait ukiumi 1mi ihivgiukhimayuni mikiyut ilangini tatkikhiutini Ausuituqmi, katakhimapluni ataanut 50%mut malguni hapkonanit tatkikhiutinit. Takulaaktut ikpatauyami 10 pikaktut kiuyuitut naunaiyautait Ausuituqmi mikitkiyak 1.4%mik ovalo ihumagiyauyuk pivakhuni pilaaktunik kiuyuitunut ihumagiyaini.

Kiuhimayut naunaiyautait ihumagiyauyut angitkiyait ovalo kiuyuitut ihimagiyait mikitkiyat ukiuni 2mit 5mut piyaami nni pipkaihimayuk nakuuyumik pihimayuni naunaiyautaini Nni umayukhiuktini. Taiguaktut ihumayukhat atugumik katitikhimayunik hivulimi tatkikhiutini ukiumi 1mi pilaamata tamamik naunaiyautait ihuinaakhimayut ovalo kiuyuitut ihimagiyait angiklilaamata kiuhimayut naunaiyautait katalikata.

Atugutingit ihumagiyait ovalo kiuhimayut ihuinaagutait:
Pitkuhimayuk nunanut pulaaktakhimatitlugit umayukhiuktit tuhaktitihimaitunakhiyut tamamik umayukhimayaminik. Amigaivyaktut ihumgiyait ukautitiplugit hamna. Amigaitut umayukhiuktit ayonaktut takuyaami autlaakhimamata umayukhiukhutik. Ilaani amigaivyaktut tatkikhiutit kaagikpaktut takuyautinagit ukakatigiyukhani, talvani piyukhat naunaiyalutit umayukhimayaminik titigakhimainamiuk. Ilangit umayukhiuktit ukautauhimayut nunani havaktinit tuhaktitigitkalualugit kotaliit umayut umayukhiukhimayait , ilangit tugaaliit kilalugait, nanuit ovalo umingmait, hapkoa tuhagutikhait pilaamata aalanit pilaaktainit. Hamna tuhaktituiyit ihuinaakhimayut nunani havaktinit ovalo hivulimi havakvinit pipkaihimayuk ataani tuhaktitiyakhani ilangit kotakaktut umayut. Ilangit umayukhiuktit naluvaktut hunauyut ihivgiuktut ovalo tuhaktitiyumangitut tamaat umayuktaminik ikhivlutik pilaanahugivlugu umayukhiukhimayut keelinikatiniaktut ukagumik. Taiguaktut pitkuhimayut ihumagilugit hapkoa ihumagiyauyut ovalo ukakhimayut hamani, katitikhimayut nunanut pulaakhimatitlugit, atuliguni umayukhiukhimayut naunaiyautait tunihimayut. Pilaakat ovalo naamakpat, aalat atulaat umayukhiukhimayut katitikhimayut tunihimayut ikayugiagani taiguaktut hamani havakhimayuni.

Takuhimayut utiktihimayuni ubluit ikpatauyani, amigaktut umayukhiukhimayut titigagutait katitikhimayut iluani pingahut tatkikhiutini umayukhiukhimayaini. Kihimi hamani nalvaakhimaut ilangini tatkikhiutini ukiuni 3mi,4milu ovalo 5milu takitkiyat utiktihimayut ubluit (hitamani siksinitlu tatkikhiutini) takuhimayut. Taimaimat mikiyut utiktihimayut ubluit amigaivyaktuni tatkikhiutini piyunakhimayut atugutingit ihuinaakhimayut pigamik utiktihimayut pingitut mikiniakatuk. Kihimi, ukakhimamata titigakhimayut hamani piyunakhiyut utiktihimayut pingitut ilaa pihimayut ilaani ovalo ihumagiyauyukhak ihivgiufaaligumik umayukhiukhimayut naunaiyautait.

Nunat ukakhimayut kinauyaliugutinik umayukhiukhimaitut ihivgiuktitlugit.

Nunanit ukakhimayut ovalo aalat pihimayaini katitikhimayuni:

1 **Tuktut:** Tuktut umayukhiukhimayut Kananamit kikiktaini tukut talvatuak.

2 **Umingmait:** Umayukhiukhimayut mikiyut. Umayukhiuktit ukautauhimayut nunani havaktinit katitikhimayut katitiktauniaktut DSDkunit, taimaimat amigaitut tuhaktitingitut umingmait umayukhimayainik (C.F.). DSDnit titigakhimayut naunaiyakhimayut hapkoa atuktakhait umayukhiukhimayut Umayukhiukhimayut Ihivgiuktitlugit (DSD Mxa):

Year 1	Year 2	Year 3	Year 4	Year 5
18	12	13	14	17

DSDkuni titigakhimayut pihimayut tamaat 13kuyut umayukhiukhimayut (hitamat ukiumi1mi, atauhik ukiumi 2mi, talimat ukiumi 4mi ovalo pingahut ukiumi 5mi) ihivgiukhimatitlugit pihimagaluamat kanugitut umayukhiukhimayut titigakhimaimat. Hapkoa umayukhiukhimayut piyunakhiyut atuktakhainik umayut kihimi ilaungitut hamani ilaa hamna nalunaiyakhimaimata.

3 **Nanuit:** Amigaitjutait takuhimayut naunaiyautaingitut kihimi pihimayut umayikhiukhimayut amigaitjutait tunihimayut DSDkunit (DSD PB)

4 **Amagut:** Umayukhiukhimayut naunaiyautait mikiyut. Ihumagiyut ilangit amagut umayukhimayut tuhaktitihimaitut; amagut umayukhiukataktut ukiuk tamaat (C.F.).

5 **Tigiganiat:** Tuhaktitikangituk umayukhiukhimayait tigiganiat ukiuni 4mi kihimi HTOkut katimayiit tuhaktitihimayut ilangit umayukhiukhimayut ukiuk tamaat (C.F.).

6 **Ukaliit:** Ukaliit amigaitut Ellesmeremi kikiktani ovalo umayukhiukpaktait amigaitunik takukhauyunit umayukhiukhimayut naunaiyautainit. Umayukhiuktit ihumagihimaitait tuhaktitilugit mikiyut umayut ilaa, angiyuumat umayukhiuktinut angiyut umayut ovalo tagiuni umayut (C.F.).

7 **Natiit:** Umayukhiukhimayut naunaiyautait takuhimayut ikililiktut natiit umayukhiukhimayut talimani ukiuni ihivgiuktut atuktaini. Nunat tuhaktitihimayut katakhimayut natinik umayukhiukhimayuni piliktut hitamani ukiuni iklilikmata natiit umayukhiukviani. Kihimi ihumayut natiit umayukhiugutit katangitut akhut umayukhiukhimayut naunaiyautaini ukakhimayaini (C.F.).

8 **Akviit:** Umayukhiukhimayut naunaiyautait ukiuni 2mit 5mut mikiyut. Ukiumi 1mi naunaiyautait naamaktut (C.F.).

9 **Tuugaat:** Umayukhiukhimayut naunaiyautait mikiyut (C.F.) Ukiuk tamaat kotangit 20kuyut umayut. DFOkut tuhaktitihimayut hapkoa umayukhiukhimayut amigaitajutait tugaaliit kilalugat (nalungilutit DFOkut katitikhimayait atukhimayut iniktigutaini ukiut, Umayukhiukhimayut Ihivgiugutait katitikhimayut pihimavanmat umayukhiukhimayut ukiungit Junemit Maymut (DFO N/B):

96/97	97/98	98/99	99/00	00/01
1	1	10	16	17

10 **Kilalugait:** Umayukhiukhimayut naunaiyautait mikiyut (C.F.). DFOkut tuhaktakhait hapkoa umayukiukhimayut amigaitjutait kilalugait (nalunggukytut DFOkut katitikhimayait atukhimayut iniktigutaini ukiut, Umayukhiukhimayut Ihivgiugutait Ktitikhimayut pihimavanmata umayukhiukhimayut ukiungit Junemit Maymut (DFO N/B):

96/97	97/98	98/99	99/00	00/01
1	2	40	23	22

11 **Uluaguliit:** Uluaguliit takuyauvaktut ikitumik amigaitjutaini haniani Ausguituq. Umayukhiukhimayut naunaiyautait 38kuyut ukiumi 1mi angiyut (C.F.). Hamna umayukhimayut pihimayut Junemi 1986 kiuyauvaktut naunaiyautait ataaniititlugu 50%mik. Piyunakhigami umayukhiukhimayut naunaiyautait angiyut amigaituumata kiuyuitut ihumagiyainit. Tuhaktakhak umayukhiukhimayuni hamani tatkikhiutini talvatuak hitamauyut uluaguliit.

12 **Tingmiat:** Tamamik kingaliit ovalo mitiit umayukhiukhimavaktut haniani Ausuituq. Umayukhiukhimayut naunaiyautait mikiyut. Ilaani umayukhiuktit naunaiyakhimavaktut kafinik umayukhiukhimayainik; amigaitut umayukhiuktit pivaktut ataanut naunaiyakhutik mikhaanit kaaganut naunaiyakhimagutainit (C.F.).

13 **Ikaliviit:** Ukakhimayut nunanit ilauyunit mikinikhaaguyut umayukhiukhimayut naunaiyautaini ilangit ukiuni nakuuluangimat apkotit kane Basinmut (C.F.).

14 **Ugat:** Ugat umayukhiukpaktait hinaanugaagata malikyuanit. Amigaitpiaktut umayukhiukpaktait pigaagata hamna. Nunani ihumayut amigaitut hapkoa ugat tuhaktitiyauyuitut (C.F.).

15 **Kanayuit:** Umayukhimayut naunaiyautait mikiyut. Amigaitut umayukhiuktit naluyut tuhaktitiyakhait hapkoa umayut (C.F.).

16 **Uviluit:** Uviluit umayukhiukpaktut tamaat ukiut. Aatjikutaatut aalat mikiyut umayut, umayukhiuktit naluvaktut tuhaktitiyaani ovaluniit ihumagilugit tuhaktitiyukhat hapkoa umayut (C.F.).

Pikiutaktut maninik ukayuitait umayukhiuktit Ausuituqmiunit. Hapkoa maniit pikiutaktauvaktut ukiuk tamaat; Nauyat, Kingaliit ovalo mitiit, brant ovalo uluaguliit, maligiit, Black guillemot, thick billed murre ovalo aahangiit (C.F.).

TABLE/ᓇᓗᓇᐃᔭᐅᑦ/NAUNAIKUTA 103

Monthly harvest estimates
ᑕᕿᑕᒫᑦ ᐊᖑᔭᓄᑦ ᓇᓚᐅᑦᓵᕈᑏᑦ
Tatkiktamat nahaktauvaktun

Year 1 (June 1996 - May 1997)
ᐊᒻᕐᒧ 1 (ᔫᓂ 1996 - ᒪᐃ 1997)
Ukiunga 1 (June 1996 - May 1997)

Month/ᑕᕿᖓ/Tatkia			JUN ᔫᓂ	JUL ᔪᓚᐃ	AUG ᐊᐅᒻᒍᑎ	SEP ᓱᑎᒻᐱᓇ	OCT ᐅᑦᑐᐱᓇ	NOV ᓄᓇᒻᐱᓇ	DEC ᑏᓯᒻᐱᓇ	JAN ᒣᓐᓄᐊᓇ	FEB ᓈᕝᕗᐊᓇ	MAR ᒪᑦᓯ	APR ᐃᑦᓇᓕ	MAY ᒪᐃ	Total ᑲᑎᑦᑐᒋᑦ Tamakiklugin ± 95% CI
Species	**ᐆᒪᔪᑦ**	**Umajuin**													
Caribou	ᑐᒃᑐᐃᑦ	Tuktut	50	119	303	41	148		38	44	39	156	49	68	1,055 ± 266
Musk-ox	ᐅᒥᒃᒪᐃᑦ	Umingmait											1		1 ± 0
Polar bear‡	ᓇᓄᐃᑦ‡	Nanuit‡					2	2				1	1		6
Wolf	ᐊᒪᕈᐃᑦ	Amagut											7	1	8 ± 2
Arctic fox	ᑎᓇᒐᒃᓂᐊᑦ	Tigiganiat						78	161	42	42	4	7		334 ± 69
Wolverine	ᖃᕝᕕᑦ	Kalvik											1		1 ± 0
Arctic hare	ᐅᑲᓖᑦ	Ukalik						41	4	2		3	11	9	70 ± 32
Arctic ground squirrel	ᓱᒃᓱᑦ	Hikhik												1	1 ± 0
Ringed seal	ᓇᑦᓱᑦ	Natiinat	265	115	213	101	21	9	18	1	2	62	14	16	837 ± 207
Bearded seal	ᐅᒻᔪᐃᑦ	Ukyuk		11	19	14			1	1		4	1	1	52 ± 23
Harp seal	ᖃᐃᕈᓖᑦ	Qairulik				13									13 ± 13
Walrus	ᐊᐃᕕᑦ	Akvik	3	40	3	17	14				2	2	4	3	88 ± 35
Narwhal	ᑑᒫᓖᑦ ᕿᓚᓗᒐᑦ	Tuugaak			3										3 ± 6
Geese (unspecified)	ᓂᑦᓖᑦ	Kanguk	721	2											723 ± 144
Snow goose	ᑲᖑᐃᑦ	Kanguq		52	14										66 ± 62
Canada goose	ᓂᑦᓖᑦ ᐅᓗᐊᒍᓖᑦ	Nikliknik	3												3 ± 4
Eider duck	ᒥᑏᑦ	Kingalik	194	10	34	3								3	244 ± 289
Black guillemot	ᐱᑦᓱᐅᓛᑦ	Black guillemot						5							5 ± 8
Ptarmigan	ᐊᕿᒻᒋᑦ	Akilgik		7	3	18	39	526	32				4	57	686 ± 424
Eggs (unspecified)	ᐊᓯᖕᒋᑦ ᑎᒻᒥᐊᑦ	Manniit	947												947 ± 1,644
Fish (unspecified)	ᐃᖃᓗᐃᑦ (ᓇᓗᓇᐃᑦᑕᐅᖕᒋᑦᑐᑦ)	Ikaluit	320	122											442 ± 348
Arctic char	ᐃᖃᓗᒃᐱᑦ	Ikaliviit	308	1,134	483	370	1,548	3,185	482	564	396	557	289	208	9,524 ± 3,042
Lake trout	ᐃᓱᕋᐃᑦ	Ikalukpik			41	17	292	105	17			3	4	138	617 ± 564

‡ Polar bear data supplied by DSD.

‡ ᓇᓄᑦᓄᑦ ᑎᑎᕋᑦᑕᐅᒪᔪᑦ ᑐᓂᒃᖕᒋᑦ ᐅᑯᐊ ᐃᑯᐱᕐᕕᓕᓇᑦ.

‡ Nanuin nahagaumajut pijauhimajut Ikupiktulikijinik.

TABLE/ᓇᓗᓇᐃᔭᐅᑦ/NAUNAIKUTA 104

Monthly hunter response — **Year 1 (June 1996 - May 1997)**

ᑕᕿᑖᒪᑦ ᐊᖑᓇᓱᒃᑏᑦ ᑭᐅᓂᖏᑦ — **ᐊᒻᕐᒍ 1 (ᔫᓂ 1996 - ᒪᐃ 1997)**

Tatkiktaman pijauhimajut angunahuktinun — **Ukiunga 1 (June 1996 - May 1997)**

Month/ᑕᕿᖓ/Tatkia			JUN ᔫᓂ	JUL ᔪᓚᐃ	AUG ᐊᐅᒻᒍᑎ	SEP ᓱᑎᒻᐱᓇ	OCT ᐅᑦᑐᐱᓇ	NOV ᓄᓇᒻᐱᓇ	DEC ᑏᓯᒻᐱᓇ	JAN ᒎᓐᓄᐊᓇ	FEB ᓈᕝᐅᐊᓇ	MAR ᒪᕐᓯ	APR ᐃᕐᓇᓕ	MAY ᒪᐃ	Total ᑲᑎᑦᑐᑦ Tamakiklugin
Hunter Response Categories	ᐊᖑᓇᓱᒃᑏᑦ ᑭᐅᓂᖏᑦ ᐊᒻᒍᕐᓯᒪᓂᖏᑦ	**Angunahukpaktun Kiujait**													
Monthly hunter list	ᑕᕿᑖᒪᑦ ᐊᖑᓇᓱᒃᑏᑦ	Tatkitaman angunahuktut titigait	111	111	112	112	112	112	110	110	110	111	122	135	137*
Hunters interviewed	ᐊᖑᓇᓱᒃᑏᑦ ᐊᐱᕐᓱᕐᑕᑦ	Angunahuktin apikhuktan	24	30	30	37	17	31	110	110	110	31	120	132	136*
Harvested	ᐊᖑᓇᓱᒃᑐᒥᓃᑦ	Angujaujut	24	28	26	15	10	17	17	11	14	15	32	76	104*
Response Rate (%)	ᑭᐅᔪᑦ ᖃᑦᓯᐅᓂᖏᑦ (%)	Kiujut (%)	22	27	27	33	15	28	100	100	100	28	98	98	56**

* Hunters registered/interviewed/harvested at least once during the year.
** Mean monthly response rate.

* ᐊᖑᓇᓱᒃᑏᑦ ᐊᑎᓕᐅᑦᑕᐅᒪᔪᑦ/ᐊᐱᕐᓱᕐᑕᑦ/ᐊᖑᓇᓱᒃᑐᒥᓃᑦ ᐊᑕᐅᓯᐊᕐᓗᐊᑦᑐᑎᒃ ᐊᒻᕐᒍᒥ.
** ᐊᒃᐅᓱᑎᓕᕐᑎᓯᒪᔪᑦ ᑕᕿᑖᒪᑦ ᑭᐅᔪᑦ.

* Angunahuktin atiliukhimajut/apikhiktaunikut/anguhimajut talvani ukiumi.
** Talvani angunahuknami kiujutaumajut.

6.1.5

TABLE/ᓇᓗᓇᐃᔭᐅᑦ/NAUNAIKUTA 105

Recall period between harvest and interview, expressed as % of total harvest records — **Year 1 (June 1996 - May 1997)**

ᐅᑎᕐᕕᐅᔪᑦ ᐊᑯᕐᖓᓂ ᐊᖑᓇᓱᒋᓂᖓᑕ ᐊᒻᒪᓗ ᐊᐱᕐᓱᕐᑕᐅᓂᖓᑕ, ᓇᓗᓇᐃᕐᑕᑦ ᐃᒫᒃ % ᑲᑎᑦᑐᑦ ᐊᖑᓇᓱᒃᑕᑦ ᑎᑎᕐᕐᑕᐅᒪᔪᑦ — **ᐊᒻᕐᒍ 1 (ᔫᓂ 1996 - ᒪᐃ 1997)**

Itkaumajaujut angunahuktunun apihijauvaktunutlu, kanuk amigaitiginit tamakiklugin angujauhimajut — **Ukiunga 1 (June 1996 - May 1997)**

Month/ᑕᕿᖓ/Tatkia			JUN ᔫᓂ	JUL ᔪᓚᐃ	AUG ᐊᐅᒻᒍᑎ	SEP ᓱᑎᒻᐱᓇ	OCT ᐅᑦᑐᐱᓇ	NOV ᓄᓇᒻᐱᓇ	DEC ᑏᓯᒻᐱᓇ	JAN ᒎᓐᓄᐊᓇ	FEB ᓈᕝᐅᐊᓇ	MAR ᒪᕐᓯ	APR ᐃᕐᓇᓕ	MAY ᒪᐃ	Total ᑲᑎᑦᑐᑦ Tamakiklugin
Recall Period	ᐅᑎᕐᕕᐅᔪᑦ	**Pigiakvia**													
≤ 3 months	≤ 3 ᑕᕿᑦ	≤ tatkin pingahut	100	100	100	100	100	100	0	0	0	100	100	100	86
4-6 months	4-6 ᑕᕿᑦ	tatkin hitaman 6nut	0	0	0	0	0	0	0	55	92	0	0	0	6
> 6 months	> 6 ᑕᕿᑦ	> 6 tatkin	0	0	0	0	0	0	100	45	8	0	0	0	8

TABLE/ᓇᓗᓇᐃᔭᐅᑦ/NAUNAIKUTA 106

Number of hunters harvesting each species — **Year 1 (June 1996 - May 1997)**

ᖃᑦᓯᐅᓂᖏᑦ ᐊᖑᓇᓱᒃᑏᑦ ᐊᖑᓇᓱᒃᐸᑦᑐᑦ ᐊᑐᓂᒃ ᐆᒪᔪᕐᓂᒃ — **ᐊᒡᕐᒍ 1 (ᔫᓂ 1996 - ᒪᐃ 1997)**

Amigaitiginigin angunahukpaktun anguvaktaitlu kanugitugiagin — **Ukiunga 1 (June 1996 - May 1997)**

Month/ᑕᕝᕙᖓ/Tatkia			JUN ᔫᓂ	JUL ᔪᓚᐃ	AUG ᐊᐅᒡᒍᑎ	SEP ᓱᑎᒡᐱᕆ	OCT ᐅᑦᑐᐱᕆ	NOV ᓄᓇᒡᐱᕆ	DEC ᑏᓯᒡᐱᕆ	JAN ᒎᓐᓄᐊᕆ	FEB ᓈᕝᕗᐊᕆ	MAR ᒪᑦᓯ	APR ᐃᑦᕆᓕ	MAY ᒪᐃ	Total ᑲᑎᑦᑐᑦ Tamakiklugin
Species	**ᐆᒪᔪᑦ**	**Umajuin**													
Caribou	ᑐᒃᑐᐃᑦ	Tuktut	6	11	19	2	3		6	8	8	5	17	19	61
Musk-ox	ᐅᒥᒃᒪᐃᑦ	Umingmait											1		1
Polar bear#	ᓇᓄᐃᑦ#	Nanuit#	n/d	n/d	n/d	n/d	n/d	n/d	n/d	n/d	n/d	n/d	n/d	n/d	n/d
Wolf	ᐊᒪᕈᐃᑦ	Amagut											4	1	5
Arctic fox	ᑎᓇᒐᓐᓂᐊᑦ	Tigiganiat						6	6	2	2	1	1		13
Wolverine	ᖃᑦᕕᑦ	Kalvik											1		1
Arctic hare	ᐅᑲᓖᑦ	Ukalik						6	1	1		1	6	5	16
Arctic ground squirrel	ᓱᒃᓱᑦ	Hikhik												1	1
Ringed seal	ᓇᑦᓱᑦ	Natiinat	18	10	16	10	2	2	5	1	1	8	8	5	45
Bearded seal	ᐅᒡᔪᐃᑦ	Ukyuk		3	5	4			1	1		1	1	1	13
Harp seal	ᖃᐃᕈᓖᑦ	Qairulik				2									2
Walrus	ᐊᐃᕕᑦ	Akvik	1	8	1	5	2				2	1	3	3	17
Narwhal	ᑑᒫᓖᑦ ᕿᓚᓗᒐᑦ	Tuugaak			1										1
Geese (unspecified)	ᓂᕐᓖᑦ	Kanguk	12	1											12
Snow goose	ᑲᖑᐃᑦ	Kanguq		3	1										3
Canada goose	ᓂᕐᓖᑦ ᐅᓗᐊᒍᓖᑦ	Nikliknik	1												1
Eider duck	ᒥᑏᑦ	Kingalik	5	1	2	1								1	10
Black guillemot	ᐱᑦᓯᐅᓛᑦ	Black guillemot						1							1
Ptarmigan	ᐊᕙᒃᑭᑦ	Akilgik		1	1	2	4	9	1				2	15	30
Eggs (unspecified)	ᐊᓯᖏᑦ ᑎᒃᒥᐊᑦ	Manniit	3												3
Fish (unspecified)	ᐃᖃᓗᐃᑦ (ᓇᓗᓇᐃᕐᑕᐅᖏᑦᑐᕐ)	Ikaluit	4	2											6
Arctic char	ᐃᖃᓗᒃᐱᑦ	Ikaliviit	1	11	8	2	2	8	6	4	6	3	5	22	53
Lake trout	ᐃᓱᒪᕐᐃᑦ	Ikalukpik			1	1	1	1	1			1	2	45	49

‡‡ No data are available corresponding to the harvest numbers shown in the harvest estimates table which were provided by DSD.

‡‡ ᑎᑎᕋᓯᒪᔪᓂᒃ ᐱᑕᖃᖏᑦᑐᖅ ᐱᔾᔪᑎᓐᓂᒃ ᐊᖑᔭᑦ ᖃᑦᓯᐅᓂᖏᓐᓄᑦ ᐊᓚᒃᑲᐅᒪᔪᓄᑦ ᐊᖑᔭᓄᑦ ᓇᓚᐅᑦᓴᕈᑎᓂ ᑐᓂᔭᖏᓐᓂ ᐃᑯᐱᕐᕕᓕᓇᕆᑦ.

‡‡ Nahagauhimaitut titigakhimajunik pitman kanuk angujaukatakhimajunik kanukitunit pijaumajut ikupiktulikijinik.

TABLE/ᓇᓗᓇᐃᔭᐅᑦ/NAUNAIKUTA 107

Monthly harvest estimates
ᑕᕿᑖᒪᑦ ᐊᖑᔭᓄᑦ ᓇᓚᐅᑦᓵᕈᑏᑦ
Tatkiktamat nahaktauvaktun

Year 2 (June 1997 - May 1998)
ᐊᒻᕐᒍ 2 (ᔫᓂ 1997 - ᒪᐃ 1998)
Ukiunga 2 (June 1997 - May 1998)

Month/ᑕᕿᖓ/Tatkia			JUN ᔫᓂ	JUL ᔪᓚᐃ	AUG ᐊᐅᒻᒍᑎ	SEP ᓱᑎᒻᐱᓇ	OCT ᐅᑦᑐᐱᓇ	NOV ᓄᓇᒻᐱᓇ	DEC ᑏᕈᒻᐱᓇ	JAN ᒣᓐᓄᐊᓇ	FEB ᓈᕝᕗᐊᓇ	MAR ᒫᕐᔪ	APR ᐃᑦᓇᓕ	MAY ᒪᐃ	Total ᑲᑎᑦᑐᒋᑦ Tamakiklugin ± 95% CI
Species	**ᐆᒪᔪᑦ**	**Umajuin**													
Caribou	ᑐᒃᑐᐃᑦ	Tuktut	50	44	211	46	80	15	59	38	63	39	81	65	791 ± 18
Polar bear‡	ᓇᓄᐃᑦ‡	Nanuit‡					3	1		1		1	1		7
Arctic fox	ᑎᓇᒐᓐᓂᐊᑦ	Tigiganiat						147	73	5	19	31	7		282 ± 7
Wolverine	ᖃᑦᕕᑦ	Kalvik											2		2 ± 0
Arctic hare	ᐅᑲᓖᑦ	Ukalik	3				2				2	2	5	2	16 ± 1
Ringed seal	ᓇᑦᓱᑦ	Natiinat	108	96	140	111	80	19	9	10	33	19	24	41	690 ± 26
Bearded seal	ᐅᒻᔪᐃᑦ	Ukyuk	7	19	24	9	3	1		2	1	1			67 ± 4
Harp seal	ᖃᐃᕈᓖᑦ	Qairulik				12	6								18 ± 3
Walrus	ᐊᐃᕕᑦ	Akvik	8	52	9	7	14	3	5	1	2	1	3	3	108 ± 6
Narwhal	ᑑᒫᓖᑦ ᕿᓚᓗᒐᑦ	Tuugaak			1								2		3 ± 0
Beluga	ᖃᑯᑦᑕᑦ ᕿᓚᓗᒐᑦ	Kilalugak			3	5							2		10 ± 2
Snow goose	ᑲᖑᐃᑦ	Kanguq	48	2	70	6							2	5	133 ± 13
Canada goose	ᓂᑦᓖᑦ ᐅᓗᐊᒍᓖᑦ	Nikliknik	1											2	3 ± 1
Brant goose	ᓂᑦᓕᑦᓇᐃᑦ	Nirlirnaq	31												31 ± 13
Eider duck	ᒥᑏᑦ	Kingalik	132	12	40	10	12						8	3	217 ± 17
Tundra swan	ᖁᒻᔪᐃᑦ	Kukyuk	2												2 ± 1
Red-throated loon	ᖃᖅᓴᐅᑦ	Qaqhuaq			7										7 ± 3
Black guillemot	ᐱᑦᓯᐅᓛᑦ	Black guillemot		1											1 ± 1
Ptarmigan	ᐊᕿᒻᕿᑦ	Akilgik	49	2	5	5	31	16	5				28	89	230 ± 20
Goose eggs	ᑲᖑᐃᑦ ᒪᓐᓂᖏᑦ	Uluaguliit manniit	313												313 ± 71
Duck eggs	ᒥᑏᑦ ᒪᓐᓂᖏᑦ	Tinmiat manniit	117											21	138 ± 37
Arctic tern eggs	ᐃᒥᖅᑯᑕᐃᓚᐃᑦ ᒪᓐᓂᖏᑦ	Emitkutailat manniit	38												38 ± 7
Seagull eggs	ᓇᐅᔭᐃᑦ ᒪᓐᓂᖏᑦ	Nauyat manniit	6												6 ± 3
Black guillemot eggs	ᐱᑦᓯᐅᓛᑦ ᒪᓐᓂᖏᑦ	Black guillemot eggs		4											4 ± 3
Arctic char	ᐃᖃᓗᒃᐲᑦ	Ikaliviit	308	2,121	1,020	12	1,176	295	340	25	30		394	113	5,834 ± 281
Lake trout	ᐃᓱᕋᐃᑦ	Ikalukpik	63	2		2	56	8	11		9		11	201	363 ± 19
Arctic cisco	ᐅᑭᐅᑦᑕᑦᑐᒥ ᑲᕕᓯᓖᑦ	Kapihilik	240		6	17	54							1	318 ± 33
Clams	ᐊᒻᒧᒪᔪᑦ	Uviluq				13									13 ± 4

‡ Polar bear data supplied by DSD.

‡ ᓇᓄᑦᓄᑦ ᑎᑎᕋᑕᒪᔪᑦ ᑐᓂᒃᖏᑦ ᐅᑯᐊ ᐃᑯᐱᕐᕕᓕᓇᓱᑦ.

‡ Nanuin nahagaumajut pijauhimajut Ikupiktulikijinik.

TABLE/ᓇᓗᓇᐃᔭᐅᑦ/NAUNAIKUTA 108

Monthly hunter response — **Year 2 (June 1997 - May 1998)**

ᑕᕿᑖᒪᑦ ᐊᖑᓇᓱᒃᑏᑦ ᑭᐅᓂᖏᑦ — **ᐊᒻᕐᒍ 2 (ᔫᓂ 1997 - ᒪᐃ 1998)**

Tatkiktaman pijauhimajut angunahuktinun — **Ukiunga 2 (June 1997 - May 1998)**

Month/ᑕᕿᖓ/Tatkia			JUN ᔫᓂ	JUL ᔪᓚᐃ	AUG ᐊᐅᒡᒍᑎ	SEP ᓯᑎᒡᐱᓇ	OCT ᐅᑦᑐᐱᓇ	NOV ᓄᐃᒡᐱᓇ	DEC ᑏᓯᒡᐱᓇ	JAN ᒎᓐᓄᐊᓇ	FEB ᓈᕝᕗᐊᓇ	MAR ᒪᕐᓯ	APR ᐃᕐᓇᓕ	MAY ᒪᐃ	Total ᑲᑎᑦᑐᑎᑦ Tamakiklugin
Hunter Response Categories	**ᐊᖑᓇᓱᒃᑏᑦ ᑭᐅᓂᖏᑦ ᐋᒍᕐᓯᒪᓂᖏᑦ**	**Angunahukpaktun Kiujait**													
Monthly hunter list	ᑕᕿᑖᒪᑦ ᐊᖑᓇᓱᒃᑏᑦ	Tatkitaman angunahuktut titigait	134	135	136	133	132	130	130	132	130	135	137	142	147*
Hunters interviewed	ᐊᖑᓇᓱᒃᑏᑦ ᐊᐱᕐᓯᕐᑕᑦ	Angunahuktin apikhuktan	128	126	132	129	128	129	129	131	130	134	135	136	146*
Harvested	ᐊᖑᓇᓱᒃᑐᒥᓃᑦ	Angujaujut	91	91	90	36	41	30	31	19	26	24	37	89	131*
Response Rate (%)	ᑭᐅᔪᑦ ᖃᕐᓯᐅᓂᖏᑦ (%)	Kiujut (%)	96	93	97	97	97	99	99	99	100	99	99	96	98**

* Hunters registered/interviewed/harvested at least once during the year.
** Mean monthly response rate.

* ᐊᖑᓇᓱᒃᑏᑦ ᐊᑎᓕᐅᕐᑕᐅᒪᔪᑦ/ᐊᐱᕐᓯᕐᑕᑦ/ᐊᖑᓇᓱᒃᑐᒥᓃᑦ ᐊᑕᐅᓯᐊᕐᓗᐊᑦᑐᑎᒃ ᐋᒍᕐᒍᒥ.
** ᐋᔭᕆᓕᕐᑎᓯᒪᔪᑦ ᑕᕿᑖᒪᑦ ᑭᐅᔪᑦ.

* Angunahuktin atiliukhimajut/apikhiktaunikut/anguhimajut talvani ukiumi.
** Talvani angunahuknami kiujutaumajut.

TABLE/ᓇᓗᓇᐃᔭᐅᑦ/NAUNAIKUTA 109

Recall period between harvest and interview, expressed as % of total harvest records — **Year 2 (June 1997 - May 1998)**

ᐅᑎᕐᕕᐅᔪᑦ ᐊᑯᕐᖓᓂ ᐊᖑᓇᓱᒃᓂᖓᑕ ᐊᒻᒪᓗ ᐊᐱᕐᓯᕐᑕᐅᓂᖓᑕ, ᓇᓗᓇᐃᕐᑕᑦ ᐃᒫᒃ % ᑲᑎᑦᑐᑎᑦ ᐊᖑᓇᓱᒃᑕᑦ ᑎᑎᕐᕐᑕᐅᒪᔪᑦ — **ᐊᒻᕐᒍ 2 (ᔫᓂ 1997 - ᒪᐃ 1998)**

Itkaumajaujut angunahuktunun apihijauvaktunutlu, kanuk amigaitiginit tamakiklugin angujauhimajut — **Ukiunga 2 (June 1997 - May 1998)**

Month/ᑕᕿᖓ/Tatkia			JUN ᔫᓂ	JUL ᔪᓚᐃ	AUG ᐊᐅᒡᒍᑎ	SEP ᓯᑎᒡᐱᓇ	OCT ᐅᑦᑐᐱᓇ	NOV ᓄᐃᒡᐱᓇ	DEC ᑏᓯᒡᐱᓇ	JAN ᒎᓐᓄᐊᓇ	FEB ᓈᕝᕗᐊᓇ	MAR ᒪᕐᓯ	APR ᐃᕐᓇᓕ	MAY ᒪᐃ	Total ᑲᑎᑦᑐᑎᑦ Tamakiklugin
Recall Period	**ᐅᑎᕐᕕᐅᔪᑦ**	**Pigiakvia**													
≤ 3 months	≤ 3 ᑕᕿᑦ	≤ tatkin pingahut	100	100	95	96	100	100	100	100	100	100	95	93	98
4-6 months	4-6 ᑕᕿᑦ	tatkin hitaman 6nut	0	0	5	4	0	0	0	0	0	0	5	7	2
> 6 months	> 6 ᑕᕿᑦ	> 6 tatkin	0	0	0	0	0	0	0	0	0	0	0	0	0

TABLE/ᓇᓗᓇᐃᔭᐅᑦ/NAUNAIKUTA 110

Number of hunters harvesting each species — **Year 2 (June 1997 - May 1998)**

ᖃᑦᓯᐅᓂᖏᑦ ᐊᖑᓇᓱᒃᑏᑦ ᐊᖑᓇᓱᒃᐸᑦᑐᑦ ᐊᑐᓂᒃ ᐆᒪᔪᖅᓂᒃ — **ᐊᒃᕋᒍ 2 (ᔫᓂ 1997 - ᒪᐃ 1998)**

Amigaitiginigin angunahukpaktun anguvaktaitlu kanugitugiagin — **Ukiunga 2 (June 1997 - May 1998)**

Month/ᑕᕝᕙᖓ/Tatkia			JUN ᔫᓂ	JUL ᔪᓚᐃ	AUG ᐊᐅᒃᑯᑎ	SEP ᓱᑎᒃᐱᓇ	OCT ᐅᑦᑐᐱᓇ	NOV ᓄᓇᒃᐱᓇ	DEC ᑏᓯᒃᐱᓇ	JAN ᒎᓐᓄᐊᓇ	FEB ᓈᕝᕗᐊᓇ	MAR ᒪᕐᓯ	APR ᐃᑦᓇᓕ	MAY ᒪᐃ	Total ᑲᑎᑦᑐᑦ Tamakiklugin
Species	**ᐆᒪᔪᑦ**	**Umajuin**													
Caribou	ᑐᒃᑐᐃᑦ	Tuktut	15	19	53	18	16	4	12	7	12	12	21	25	88
Polar bear#	ᓇᓄᐃᑦ#	Nanuit#	n/d	n/d	n/d	n/d	n/d	n/d	n/d	n/d	n/d	n/d	n/d	n/d	n/d
Arctic fox	ᑎᓇᒐᓐᓂᐊᑦ	Tigiganiat						14	9	3	4	3	3		18
Wolverine	ᑲᕝᕕᑦ	Kalvik											2		2
Arctic hare	ᐅᑲᓖᑦ	Ukalik	3				1				1	2	1	2	9
Ringed seal	ᓇᑦᓱᑦ	Natiinat	40	42	40	20	19	7	6	6	9	11	7	17	81
Bearded seal	ᐅᒡᔪᐃᑦ	Ukyuk	7	15	19	6	3	1		2	1	1			40
Harp seal	ᖃᐃᕈᓖᑦ	Qairulik				5	5								9
Walrus	ᐊᐃᕕᑦ	Akvik	7	26	8	6	9	2	3	1	1	1	2	3	45
Narwhal	ᑑᒫᓖᑦ ᕿᓚᓗᒐᑦ	Tuugaak			1								1		2
Beluga	ᖃᑯᑦᑕᑦ ᕿᓚᓗᒐᑦ	Kilalugak			2	2							1		4
Snow goose	ᑲᖑᐃᑦ	Kanguq	13	1	14	3							1	3	30
Canada goose	ᓂᑦᓖᑦ ᐅᓗᐊᒍᓖᑦ	Nikliknik	1											1	2
Brant goose	ᓂᑦᓕᑦᓇᐃᑦ	Nirlirnaq	1												1
Eider duck	ᒥᑏᑦ	Kingalik	24	4	2	1	2						2	2	34
Tundra swan	ᖁᒡᔪᐃᑦ	Kukyuk	1												1
Red-throated loon	ᖃᖅᓴᐅᑦ	Qaqhuaq			2										2
Black guillemot	ᐱᑦᓯᐅᓛᑦ	Black guillemot		1											1
Ptarmigan	ᐊᕿᒡᑦ	Akilgik	5	1	2	2	5	3	1				3	15	23
Goose eggs	ᑲᖑᐃᑦ ᒪᓐᓂᖏᑦ	Uluaguliit manniit	11												11
Duck eggs	ᒥᑏᑦ ᒪᓐᓂᖏᑦ	Tinmiat manniit	4											1	5
Arctic tern eggs	ᐃᒥᖅᑯᑕᐃᓚᐃᑦ ᒪᓐᓂᖏᑦ	Emitkutailat manniit	5												5
Seagull eggs	ᓇᐅᔭᐃᑦ ᒪᓐᓂᖏᑦ	Nauyat manniit	1												1
Black guillemot eggs	ᐱᑦᓯᐅᓛᑦ ᒪᓐᓂᖏᑦ	Black guillemot eggs		1											1
Arctic char	ᐃᖃᓗᒃᕕᑦ	Ikaliviit	30	53	36	3	15	11	9	4	3		9	19	87
Lake trout	ᐃᓱᕋᐃᑦ	Ikalukpik	19	1		1	5	2	3		2		6	58	72
Arctic cisco	ᐅᑭᐅᑦᑕᑦᑐᒥ ᑲᕕᓯᓖᑦ	Kapihilik	13		1	2	2							1	18
Clams	ᐊᒻᒧᒪᔪᑦ	Uviluq				1									1

6.1.5

‡‡ No data are available corresponding to the harvest numbers shown in the harvest estimates table which were provided by DSD.

‡‡ ᑎᑎᕋᓯᒪᔪᓂᒃ ᐱᑕᖃᖏᑦᑐᖅ ᐱᒃᔪᑎᓐᓂᒃ ᐊᖑᔭᑦ ᖃᑦᓯᐅᓂᖏᓐᓄᑦ ᐊᓚᒃᑲᐅᒪᔪᓄᑦ ᐊᖑᔭᓄᑦ ᓇᓚᐅᑦᓴᕈᑎᓂ ᑐᓂᔭᖏᓐᓂ ᐃᑯᐱᕐᐃᓕᓇᕆᑦ.

‡‡ Nahagauhimaitut titigakhimajunik pitman kanuk angujaukatakhimajunik kanukitunit pijaumajut ikupiktulikijinik.

TABLE/ᓇᓗᓇᐃᔭᐅᑦ/NAUNAIKUTA 111

Monthly harvest estimates
ᑕᕿᑕᒫᑦ ᐊᖑᔭᓄᑦ ᓇᓚᐅᑦᓵᕈᑏᑦ
Tatkiktamat nahaktauvaktun

Year 3 (June 1998 - May 1999)
ᐊᒻᕿᒍ 3 (ᔫᓂ 1998 - ᒪᐃ 1999)
Ukiunga 3 (June 1998 - May 1999)

Month/ᑕᕿᖓ/Tatkia			JUN ᔫᓂ	JUL ᔪᓚᐃ	AUG ᐊᐅᒻᒍᑎ	SEP ᓱᑎᒻᐱᓇ	OCT ᐅᑦᑐᐱᓇ	NOV ᓄᓇᒻᐱᓇ	DEC ᑏᓯᒻᐱᓇ	JAN ᒣᓐᓄᐊᓇ	FEB ᓈᕝᕗᐊᓇ	MAR ᒪᕐᓯ	APR ᐃᑦᓇᓕ	MAY ᒪᐃ	Total ᑲᑎᑦᑐᒋᑦ Tamakiklugin ± 95% CI
Species	**ᐆᒪᔪᑦ**	**Umajuin**													
Caribou	ᑐᒃᑐᐃᑦ	Tuktut	37	18	193	103	23	55	65	65	84	62	58	75	838 ± 34
Polar bear‡	ᓇᓄᐃᑦ‡	Nanuit‡					1	2		3	1			1	8
Wolf	ᐊᒪᕈᐃᑦ	Amagut											2		2 ± 0
Arctic fox	ᑎᓇᒐᓐᓂᐊᑦ	Tigiganiat					2	22	24	13	13	55	46		175 ± 10
Wolverine	ᖃᕐᕕᑦ	Kalvik				1						1		2	4 ± 2
Arctic hare	ᐅᑲᓖᑦ	Ukalik		1		1		1			1				4 ± 0
Arctic ground squirrel	ᓱᒃᓱᑦ	Hikhik			2										2 ± 0
Ringed seal	ᓇᑦᓱᑦ	Natiinat	152	104	160	66	53	12		8	4	23	23	17	622 ± 25
Bearded seal	ᐅᒻᔪᐃᑦ	Ukyuk	7	25	26	4	6		1	6	1	4	1		81 ± 2
Harp seal	ᖃᐃᕈᓖᑦ	Qairulik			2	3	3								8 ± 0
Walrus	ᐊᐃᕕᑦ	Akvik	3	21	11	16	18	2		3	2	2		2	80 ± 4
Narwhal	ᑑᒐᓖᑦ ᕿᓚᓗᒐᑦ	Tuugaak		1	6										7 ± 1
Beluga	ᖃᑯᑦᑕᑦ ᕿᓚᓗᒐᑦ	Kilalugak			1	1									2 ± 0
Snow goose	ᑲᖑᐃᑦ	Kanguq	81	23	28									17	149 ± 16
Canada goose	ᓂᑦᓖᑦ ᐅᓗᐊᒍᓖᑦ	Nikliknik	15		1										16 ± 0
Old squaw	ᐊᒻᕿᐊᑦᔪᐃᑦ	Aahangik	4												4 ± 0
Eider duck	ᒥᑏᑦ	Kingalik	94	72	5		2	1					5	19	198 ± 23
Arctic loon	ᑲᒻᓗᓖᑦ	Maliriq	8												8 ± 2
Red-throated loon	ᖃᖅᓴᐅᑦ	Qaqhuaq	2		1										3 ± 0
Ptarmigan	ᐊᕿᒻᒋᑦ	Akilgik	11	5	4	12	29	14	4		7		1	41	128 ± 29
Goose eggs	ᑲᖑᐃᑦ ᒪᓐᓂᖏᑦ	Uluaguliit manniit	809												809 ± 115
Duck eggs	ᒥᑏᑦ ᒪᓐᓂᖏᑦ	Tinmiat manniit	70	400	382										852 ± 74
Arctic tern eggs	ᐃᒥᖅᑯᑕᐃᓚᐃᑦ ᒪᓐᓂᖏᑦ	Emitkutailat manniit		8	12										20 ± 3
Seagull eggs	ᓇᐅᔭᐃᑦ ᒪᓐᓂᖏᑦ	Nauyat manniit		49											49 ± 0
Arctic char	ᐃᖃᓗᒃᐱᑦ	Ikaliviit	640	1,109	1,471	71	503	253	237	154	87	251	961	344	6,081 ± 387
Lake trout	ᐃᓱᕐᕋᐃᑦ	Ikalukpik	22	20	4	37	16	26	14	8	4	50	24	279	504 ± 146
Arctic cisco	ᐅᑭᐅᑦᑕᑦᑐᒥ ᑲᕕᓯᓖᑦ	Kapihilik	9												9 ± 2

‡ Polar bear data supplied by DSD.

‡ ᓇᓄᕐᓄᑦ ᑎᑎᕋᑦᑕᒪᔪᑦ ᑐᓂᒃᖏᑦ ᐅᑯᐊ ᐃᑯᐱᕐᕕᓕᕆᔨᑦ.

‡ Nanuin nahagaumajut pijauhimajut Ikupiktulikijinik.

TABLE/ᓇᓗᓇᐃᔭᐅᑦ/NAUNAIKUTA 112

Monthly hunter response — **Year 3 (June 1998 - May 1999)**

ᑕᕿᑖᒪᑦ ᐊᖑᓇᓱᒃᑏᑦ ᑭᐅᓂᖏᑦ — **ᐊᒻᕐᒍ 3 (ᔫᓂ 1998 - ᒪᐃ 1999)**

Tatkiktaman pijauhimajut angunahuktinun — **Ukiunga 3 (June 1998 - May 1999)**

Month/ᑕᕿᖓ/Tatkia			JUN ᔫᓂ	JUL ᔪᓚᐃ	AUG ᐊᐅᒻᒍᑎ	SEP ᓱᑎᒻᐱᓇ	OCT ᐅᑦᑐᐱᓇ	NOV ᓄᓇᒻᐱᓇ	DEC ᑏᓯᒻᐱᓇ	JAN ᒎᓐᓄᐊᓇ	FEB ᓈᕝᐅᐊᓇ	MAR ᒪᕐᓯ	APR ᐃᕐᓇᓕ	MAY ᒪᐃ	Total ᑲᑎᑦᑐᑦ Tamakiklugin
Hunter Response Categories	ᐊᖑᓇᓱᒃᑏᑦ ᑭᐅᓂᖏᑦ ᐊᒻᒍᕐᓯᒪᓂᖏᑦ	**Angunahukpaktun Kiujait**													
Monthly hunter list	ᑕᕿᑖᒪᑦ ᐊᖑᓇᓱᒃᑏᑦ	Tatkitaman angunahuktut titigait	143	142	140	141	141	141	139	138	137	138	137	135	146*
Hunters interviewed	ᐊᖑᓇᓱᒃᑏᑦ ᐊᐱᕐᓱᕐᑕᑦ	Angunahuktin apikhuktan	141	142	138	139	139	136	137	138	134	131	131	74	144*
Harvested	ᐊᖑᓇᓱᒃᑐᒥᓃᑦ	Angujaujut	74	79	81	50	33	29	27	26	29	23	35	42	128*
Response Rate (%)	ᑭᐅᔪᑦ ᖃᕐᓯᐅᓂᖏᑦ (%)	Kiujut (%)	99	100	99	99	99	96	99	100	98	95	96	55	94**

* Hunters registered/interviewed/harvested at least once during the year.
** Mean monthly response rate.

* ᐊᖑᓇᓱᒃᑏᑦ ᐊᑎᓕᐅᑦᑕᐅᒪᔪᑦ/ᐊᐱᕐᓱᕐᑕᑦ/ᐊᖑᓇᓱᒃᑐᒥᓃᑦ ᐊᑕᐅᓯᐊᕋᓗᐊᑦᑐᑎᒃ ᐊᒻᕐᒍᒥ.
** ᐊᔾᔨᒌᓕᑦᑎᓯᒪᔪᑦ ᑕᕿᑖᒪᑦ ᑭᐅᔪᑦ.

* Angunahuktin atiliukhimajut/apikhiktaunikut/anguhimajut talvani ukiumi.
** Talvani angunahuknami kiujutaumajut.

6.1.5

TABLE/ᓇᓗᓇᐃᔭᐅᑦ/NAUNAIKUTA 113

Recall period between harvest and interview, expressed as % of total harvest records — **Year 3 (June 1998 - May 1999)**

ᐅᑎᕐᕕᐅᔪᑦ ᐊᑯᕐᖓᓂ ᐊᖑᓇᓱᓐᓂᖓᑕ ᐊᒻᒪᓗ ᐊᐱᕐᓱᕐᑕᐅᓂᖓᑕ, ᓇᓗᓇᐃᕐᑕᑦ ᐃᒫᒃ % ᑲᑎᑦᑐᑦ ᐊᖑᓇᓱᒃᑕᑦ ᑎᑎᕐᕐᑕᐅᒪᔪᑦ — **ᐊᒻᕐᒍ 3 (ᔫᓂ 1998 - ᒪᐃ 1999)**

Itkaumajaujut angunahuktunun apihijauvaktunutlu, kanuk amigaitiginit tamakiklugin angujauhimajut — **Ukiunga 3 (June 1998 - May 1999)**

Month/ᑕᕿᖓ/Tatkia			JUN ᔫᓂ	JUL ᔪᓚᐃ	AUG ᐊᐅᒻᒍᑎ	SEP ᓱᑎᒻᐱᓇ	OCT ᐅᑦᑐᐱᓇ	NOV ᓄᓇᒻᐱᓇ	DEC ᑏᓯᒻᐱᓇ	JAN ᒎᓐᓄᐊᓇ	FEB ᓈᕝᐅᐊᓇ	MAR ᒪᕐᓯ	APR ᐃᕐᓇᓕ	MAY ᒪᐃ	Total ᑲᑎᑦᑐᑦ Tamakiklugin
Recall Period	ᐅᑎᕐᕕᐅᔪᑦ	**Pigiakvia**													
≤ 3 months	≤ 3 ᑕᕿᑦ	≤ tatkin pingahut	42	31	45	45	73	91	100	100	100	52	43	18	53
4-6 months	4-6 ᑕᕿᑦ	tatkin hitaman 6nut	27	65	50	55	27	9	0	0	0	0	0	0	30
> 6 months	> 6 ᑕᕿᑦ	> 6 tatkin	30	5	5	0	0	0	0	0	0	48	57	82	17

TABLE/ᓇᓗᓇᐃᔭᐅᑦ/NAUNAIKUTA 114

Number of hunters harvesting each species — **Year 3 (June 1998 - May 1999)**

ᖃᑦᓯᐅᓂᖏᑦ ᐊᖑᓇᓱᒃᑏᑦ ᐊᖑᓇᓱᒃᐸᑦᑐᑦ ᐊᑐᓂᒃ ᐆᒪᔪᕐᓂᒃ — **ᐊᒃᕋᒍ 3 (ᔫᓂ 1998 - ᒪᐃ 1999)**

Amigaitiginigin angunahukpaktun anguvaktaitlu kanugitugiagin — **Ukiunga 3 (June 1998 - May 1999)**

Month/ᑕᕝᕙᖓ/Tatkia			JUN ᔫᓂ	JUL ᔪᓚᐃ	AUG ᐊᐅᒃᑐᑎ	SEP ᓱᑎᒃᐱᓇ	OCT ᐅᑦᑐᐱᓇ	NOV ᓄᓇᒃᐱᓇ	DEC ᑏᓯᒃᐱᓇ	JAN ᒎᓐᓄᐊᓇ	FEB ᓈᕝᕗᐊᓇ	MAR ᒫᔪ	APR ᐃᑦᓇᓕ	MAY ᒪᐃ	Total ᑲᑎᑦᑐᑦ Tamakiklugin
Species	**ᐆᒪᔪᑦ**	**Umajuin**													
Caribou	ᑐᒃᑐᐃᑦ	Tuktut	9	7	36	19	6	8	14	15	19	14	17	13	79
Polar bear#	ᓇᓄᐃᑦ#	Nanuit#	n/d	n/d	n/d	n/d	n/d	n/d	n/d	n/d	n/d	n/d	n/d	n/d	n/d
Wolf	ᐊᒪᕈᐃᑦ	Amagut											2		2
Arctic fox	ᑎᓇᒐᓐᓂᐊᑦ	Tigiganiat					1	6	4	4	3	3	4		13
Wolverine	ᖃᑦᕕᑦ	Kalvik				1						1		1	3
Arctic hare	ᐅᑲᓖᑦ	Ukalik		1		1		1			1				4
Arctic ground squirrel	ᓱᓱᑦ	Hikhik			1										1
Ringed seal	ᓇᑦᓱᑦ	Natiinat	43	36	40	26	14	4		7	4	7	9	2	81
Bearded seal	ᐅᒃᔪᐃᑦ	Ukyuk	6	14	14	2	3		1	4	1	3	1		32
Harp seal	ᖃᐃᕈᓖᑦ	Qairulik			1	2	2								4
Walrus	ᐊᐃᕕᑦ	Akvik	2	15	7	7	11	2		2	2	1		1	35
Narwhal	ᑑᒐᓖᑦ ᕿᓚᓗᒐᑦ	Tuugaak		1	5										6
Beluga	ᖃᑯᑦᑕᑦ ᕿᓚᓗᒐᑦ	Kilalugak			1	1									2
Snow goose	ᑲᖑᐃᑦ	Kanguq	17	5	7									3	27
Canada goose	ᓂᑦᓖᑦ ᐅᓗᐊᒍᓖᑦ	Nikliknik	2		1										2
Old squaw	ᐊᒃᑭᐊᑦᔪᐃᑦ	Aahangik	1												1
Eider duck	ᒥᑏᑦ	Kingalik	10	9	2		1	1					3	3	23
Arctic loon	ᑲᒃᓗᓖᑦ	Maliriq	2												2
Red-throated loon	ᖃᖅᓴᐅᑦ	Qaqhuaq	1		1										2
Ptarmigan	ᐊᕿᒃᑭᑦ	Akilgik	3	2	3	2	5	5	2		1		1	4	20
Goose eggs	ᑲᖑᐃᑦ ᒪᓐᓂᖏᑦ	Uluaguliit manniit	6												6
Duck eggs	ᒥᑏᑦ ᒪᓐᓂᖏᑦ	Tinmiat manniit	3	1	2										5
Arctic tern eggs	ᐃᒥᖅᑯᑕᐃᓚᐃᑦ ᒪᓐᓂᖏᑦ	Emitkutailat manniit		1	1										2
Seagull eggs	ᓇᐅᔭᐃᑦ ᒪᓐᓂᖏᑦ	Nauyat manniit		1											1
Arctic char	ᐃᖃᓗᒃᐱᑦ	Ikaliviit	35	50	32	6	11	10	8	8	4	6	9	14	93
Lake trout	ᐃᓱᕐᐃᑦ	Ikalukpik	7	3	1	4	1	7	3	3	3	5	8	23	46
Arctic cisco	ᐅᑭᐅᑦᑕᑦᑐᒥ ᑲᕕᓱᓖᑦ	Kapihilik	1												1

‡‡ No data are available corresponding to the harvest numbers shown in the harvest estimates table which were provided by DSD.

‡‡ ᑎᑎᕋᓱᒪᔪᓂᒃ ᐱᑕᖃᖅᑕᑦᑐᖅ ᐱᒃᔪᑎᓐᓂᒃ ᐊᖑᔭᑦ ᖃᑦᓯᐅᓂᖏᓐᓄᑦ ᐊᓚᒃᑲᐅᒪᔪᓄᑦ ᐊᖑᔭᓄᑦ ᓇᓚᐅᑦᓴᕈᑎᓂ ᑐᓂᔭᖏᓐᓂ ᐃᑯᐱᕐᕕᓕᕆᔨᑦ.

‡‡ Nahagauhimaitut titigakhimajunik pitman kanuk angujaukatakhimajunik kanukitunit pijaumajut ikupiktulikijinik.

TABLE/ᓇᓗᓇᐃᔭᐅᑦ/NAUNAIKUTA 115

Monthly harvest estimates
ᑕᕿᑕᒫᑦ ᐊᖑᔭᓄᑦ ᓇᓚᐅᑦᓴᕈᑏᑦ
Tatkiktamat nahaktauvaktun

Year 4 (June 1999 - May 2000)
ᐊᒻᕐᒧ 4 (ᔫᓂ 1999 - ᒪᐃ 2000)
Ukiunga 4 (June 1999 - May 2000)

6.1.5

Month/ᑕᕿᖓ/Tatkia			JUN ᔫᓂ	JUL ᔪᓚᐃ	AUG ᐊᐅᒻᒧᑦᑎ	SEP ᓱᑎᒻᐱᓇ	OCT ᐅᑦᑐᐱᓇ	NOV ᓄᓇᒻᐱᓇ	DEC ᑏᕈᒻᐱᓇ	JAN ᒎᓐᓄᐊᓇ	FEB ᓈᕝᕗᐊᓇ	MAR ᒫᕋ	APR ᐃᑦᓇᓕ	MAY ᒪᐃ	Total ᑲᑎᑦᑐᒋᑦ Tamakiklugin ± 95% CI
Species	**ᐆᒪᔪᑦ**	**Umajuin**													
Caribou	ᑐᒃᑐᐃᑦ	Tuktut	45	20	237	71	29	28	51	19	50	35	62	52	699 ± 45
Polar bear‡	ᓇᓄᐃᑦ‡	Nanuit‡		1			3	1				1			6
Wolf	ᐊᒪᕈᐃᑦ	Amagut										2	1		3 ± 0
Arctic fox	ᑎᓇᒐᓐᓂᐊᑦ	Tigiganiat					2	5	18	2					27 ± 7
Arctic hare	ᐅᑲᓖᑦ	Ukalik						1	2					6	9 ± 1
Arctic ground squirrel	ᓱᒃᓱᑦ	Hikhik			2									1	3 ± 1
Ringed seal	ᓇᑦᓱᑦ	Natiinat	142	122	153	175	48	16	4	3	5	4	5	25	702 ± 75
Bearded seal	ᐅᒻᔪᐃᑦ	Ukyuk	2	17	25	17	6		1	2	3			1	74 ± 7
Harp seal	ᖃᐃᕈᓖᑦ	Qairulik		1		7	1								9 ± 2
Walrus	ᐊᐃᓈᑦ	Akvik	3	48	16	25	12	2	2	1	1	2		1	113 ± 8
Beluga	ᖃᑯᑦᑕᑦ ᕿᓚᓗᒐᑦ	Kilalugak			1	5									6 ± 2
Snow goose	ᑲᖑᐃᑦ	Kanguq	38	23	1									4	66 ± 26
Canada goose	ᓂᑦᓖᑦ ᐅᓗᐊᒍᓖᑦ	Nikliknik	9	16											25 ± 14
Brant goose	ᓂᑦᓕᑦᓇᐃᑦ	Nirlirnaq		1											1 ± 1
Eider duck	ᒥᑏᑦ	Kingalik	22	74		2							14	4	116 ± 21
Red-throated loon	ᖃᖅᓴᐅᑦ	Qaqhuaq	7	11											18 ± 12
Ptarmigan	ᐊᕿᒻᒋᑦ	Akilgik	96	1	1		5	12	17	2	1		6	116	257 ± 99
Goose eggs	ᑲᖑᐃᑦ ᒪᓐᓂᖏᑦ	Uluaguliit manniit	325	534											859 ± 321
Duck eggs	ᒥᑏᑦ ᒪᓐᓂᖏᑦ	Tinmiat manniit	61	210											271 ± 81
Arctic tern eggs	ᐃᒥᖅᑯᑕᐃᓚᐃᑦ ᒪᓐᓂᖏᑦ	Emitkutailat manniit		434											434 ± 68
Seagull eggs	ᓇᐅᔭᐃᑦ ᒪᓐᓂᖏᑦ	Nauyat manniit		26											26 ± 8
Black guillemot eggs	ᐱᑦᓱᐅᓛᑦ ᒪᓐᓂᖏᑦ	Black guillemot eggs		48											48 ± 18
Arctic char	ᐃᖃᓗᒃᐱᑦ	Ikaliviit	754	1,448	1,065	294	783	483	130	175	303	255	170	291	6,151 ± 478
Lake trout	ᐃᓱᕋᐃᑦ	Ikalukpik	101	6		1	84	114	27	9	14	44	30	322	752 ± 70
Cod	ᐆᒐᐃᑦ	Ugak		130											130 ± 49
Clams	ᐊᒻᒧᒪᔪᑦ	Uviluq				90									90 ± 11
Mussels	ᐅᕙᓗᐃᑦ	Uviluvaloet				69									69 ± 19

‡ Polar bear data supplied by DSD.

‡ ᓇᓄᑦᓄᑦ ᑎᑎᕋᑦᑕᒪᔪᑦ ᑐᓂᒃᖏᑦ ᐅᑯᐊ ᐃᑯᐱᕐᕕᓕᓇᓱᑦ.

‡ Nanuin nahagaumajut pijauhimajut Ikupiktulikijinik.

TABLE/ᓇᓗᓇᐃᔭᐅᑦ/NAUNAIKUTA 116

Monthly hunter response — **Year 4 (June 1999 - May 2000)**

ᑕᕿᑖᒪᑦ ᐊᖑᓇᓱᒃᑏᑦ ᑭᐅᓂᖏᑦ — **ᐊᒻᕐᒍ 4 (ᔫᓂ 1999 - ᒪᐃ 2000)**

Tatkiktaman pijauhimajut angunahuktinun — **Ukiunga 4 (June 1999 - May 2000)**

Month/ᑕᕿᖓ/Tatkia			JUN ᔫᓂ	JUL ᔪᓚᐃ	AUG ᐊᐅᒻᒍᑎ	SEP ᓱᑎᒻᐱᓇ	OCT ᐅᑦᑐᐱᓇ	NOV ᓄᓇᒻᐱᓇ	DEC ᑏᓯᒻᐱᓇ	JAN ᒎᓐᓄᐊᓇ	FEB ᓈᕝᐅᐊᓇ	MAR ᒪᕐᓯ	APR ᐃᕐᓇᓕ	MAY ᒪᐃ	Total ᑲᑎᑦᑐᑦ Tamakiklugin
Hunter Response Categories	**ᐊᖑᓇᓱᒃᑏᑦ ᑭᐅᓂᖏᑦ ᐊᒻᒍᕐᓯᒪᓂᖏᑦ**	**Angunahukpaktun Kiujait**													
Monthly hunter list	ᑕᕿᑖᒪᑦ ᐊᖑᓇᓱᒃᑏᑦ	Tatkitaman angunahuktut titigait	135	135	135	134	136	139	140	138	137	137	138	137	142*
Hunters interviewed	ᐊᖑᓇᓱᒃᑏᑦ ᐊᐱᕐᓱᕐᑕᑦ	Angunahuktin apikhuktan	51	130	132	130	128	133	133	136	136	136	137	136	140*
Harvested	ᐊᖑᓇᓱᒃᑐᒥᓃᑦ	Angujaujut	32	67	78	55	43	26	20	17	20	26	36	90	120*
Response Rate (%)	ᑭᐅᔪᑦ ᖃᑦᓯᐅᓂᖏᑦ (%)	Kiujut (%)	38	96	98	97	94	96	95	99	99	99	99	99	92**

* Hunters registered/interviewed/harvested at least once during the year.
** Mean monthly response rate.

* ᐊᖑᓇᓱᒃᑏᑦ ᐊᑎᓕᐅᑦᑕᐅᒪᔪᑦ/ᐊᐱᕐᓱᕐᑕᑦ/ᐊᖑᓇᓱᒃᑐᒥᓃᑦ ᐊᑕᐅᓯᐊᕋᓗᐊᑦᑐᑎᒃ ᐊᒻᕐᒍᒥ.
** ᐊᔾᔨᒌᓕᑎᓯᒪᔪᑦ ᑕᕿᑖᒪᑦ ᑭᐅᔪᑦ.

* Angunahuktin atiliukhimajut/apikhiktaunikut/anguhimajut talvani ukiumi.
** Talvani angunahuknami kiujutaumajut.

TABLE/ᓇᓗᓇᐃᔭᐅᑦ/NAUNAIKUTA 117

Recall period between harvest and interview, expressed as % of total harvest records — **Year 4 (June 1999 - May 2000)**

ᐅᑎᕐᕕᐅᔪᑦ ᐊᑯᕐᖓᓂ ᐊᖑᓇᓱᓐᓂᖓᑕ ᐊᒻᒪᓗ ᐊᐱᕐᓱᕐᑕᐅᓂᖓᑕ, ᓇᓗᓇᐃᕐᑕᑦ ᐃᒫᒃ % ᑲᑎᑦᑐᑦ ᐊᖑᓇᓱᒃᑕᑦ ᑎᑎᕐᕐᑕᐅᒪᔪᑦ — **ᐊᒻᕐᒍ 4 (ᔫᓂ 1999 - ᒪᐃ 2000)**

Itkaumajaujut angunahuktunun apihijauvaktunutlu, kanuk amigaitiginit tamakiklugin angujauhimajut — **Ukiunga 4 (June 1999 - May 2000)**

Month/ᑕᕿᖓ/Tatkia			JUN ᔫᓂ	JUL ᔪᓚᐃ	AUG ᐊᐅᒻᒍᑎ	SEP ᓱᑎᒻᐱᓇ	OCT ᐅᑦᑐᐱᓇ	NOV ᓄᓇᒻᐱᓇ	DEC ᑏᓯᒻᐱᓇ	JAN ᒎᓐᓄᐊᓇ	FEB ᓈᕝᐅᐊᓇ	MAR ᒪᕐᓯ	APR ᐃᕐᓇᓕ	MAY ᒪᐃ	Total ᑲᑎᑦᑐᑦ Tamakiklugin
Recall Period	**ᐅᑎᕐᕕᐅᔪᑦ**	**Pigiakvia**													
≤ 3 months	≤ 3 ᑕᕿᑦ	≤ tatkin pingahut	14	47	63	59	64	24	17	0	40	98	100	100	61
4-6 months	4-6 ᑕᕿᑦ	tatkin hitaman 6nut	0	25	6	5	18	52	83	94	60	2	0	0	17
> 6 months	> 6 ᑕᕿᑦ	> 6 tatkin	86	27	31	36	18	24	0	6	0	0	0	0	22

TABLE/ᓇᓗᓇᐃᔭᐅᑦ/NAUNAIKUTA 118

Number of hunters harvesting each species — **Year 4 (June 1999 - May 2000)**

ᖃᑦᓯᐅᓂᖏᑦ ᐊᖑᓇᓱᒃᑏᑦ ᐊᖑᓇᓱᒃᐸᑦᑐᑦ ᐊᑐᓂᒃ ᐆᒪᔪᕐᓂᒃ — **ᐊᒡᕐᒍ 4 (ᔫᓂ 1999 - ᒪᐃ 2000)**

Amigaitiginigin angunahukpaktun anguvaktaitlu kanugitugiagin — **Ukiunga 4 (June 1999 - May 2000)**

Month/ᑕᕝᕙᖓ/Tatkia			JUN ᔫᓂ	JUL ᔪᓚᐃ	AUG ᐊᐅᒡᒍᑎ	SEP ᓱᑎᒡᐱᓇ	OCT ᐅᑦᑐᐱᓇ	NOV ᓄᓇᒡᐱᓇ	DEC ᑏᓯᒡᐱᓇ	JAN ᒎᓐᓄᐊᓇ	FEB ᓈᕝᕗᐊᓇ	MAR ᒪᕐᓯ	APR ᐃᕐᓇᓕ	MAY ᒪᐃ	Total ᑲᑎᕐᑐᑦ Tamakiklugin
Species	**ᐆᒪᔪᑦ**	**Umajuin**													
Caribou	ᑐᒃᑐᐃᑦ	Tuktut	4	6	44	19	8	4	12	7	11	15	21	27	78
Polar bear#	ᓇᓄᐃᑦ#	Nanuit#	n/d	n/d	n/d	n/d	n/d	n/d	n/d	n/d	n/d	n/d	n/d	n/d	n/d
Wolf	ᐊᒪᕈᐃᑦ	Amagut										2	1		3
Arctic fox	ᑎᓇᒐᓐᓂᐊᑦ	Tigiganiat					1	3	2	1					6
Arctic hare	ᐅᑲᓖᑦ	Ukalik						1	1					4	5
Arctic ground squirrel	ᓱᒃᓱᑦ	Hikhik			2									1	3
Ringed seal	ᓇᑦᓱᑦ	Natiinat	13	30	40	32	13	5	3	3	4	3	4	13	71
Bearded seal	ᐅᒡᔪᐃᑦ	Ukyuk	1	13	16	12	3		1	2	3			1	34
Harp seal	ᖃᐃᕈᓖᑦ	Qairulik		1		5	1								6
Walrus	ᐊᐃᓈᑦ	Akvik	1	25	8	20	6	2	1	1	1	2		1	42
Beluga	ᖃᑯᑦᑕᑦ ᕿᓚᓗᒐᑦ	Kilalugak			1	3									4
Snow goose	ᑲᖑᐃᑦ	Kanguq	6	6	1									3	14
Canada goose	ᓂᕐᓖᑦ ᐅᓗᐊᒍᓖᑦ	Nikliknik	2	1											3
Brant goose	ᓂᕐᓕᕐᓇᐃᑦ	Nirlirnaq		1											1
Eider duck	ᒥᑏᑦ	Kingalik	4	14		1							4	4	22
Red-throated loon	ᖃᖅᓴᐅᑦ	Qaqhuaq	1	2											3
Ptarmigan	ᐊᕿᒡᓱᑦ	Akilgik	6	1	1		2	2	2	1	1		1	17	27
Goose eggs	ᑲᖑᐃᑦ ᒪᓐᓂᖏᑦ	Uluaguliit manniit	3	10											12
Duck eggs	ᒥᑏᑦ ᒪᓐᓂᖏᑦ	Tinmiat manniit	2	7											9
Arctic tern eggs	ᐃᒥᖅᑯᑕᐃᓚᐃᑦ ᒪᓐᓂᖏᑦ	Emitkutailat manniit		8											8
Seagull eggs	ᓇᐅᔭᐃᑦ ᒪᓐᓂᖏᑦ	Nauyat manniit		2											2
Black guillemot eggs	ᐱᑦᓱᐅᓛᑦ ᒪᓐᓂᖏᑦ	Black guillemot eggs		1											1
Arctic char	ᐃᖃᓗᒃᐱᑦ	Ikaliviit	15	33	32	10	21	16	5	4	6	9	9	38	87
Lake trout	ᐃᓱᕐᕋᐃᑦ	Ikalukpik	8	2		1	11	11	3	1	3	3	11	62	70
Cod	ᐆᒐᐃᑦ	Ugak		1											1
Clams	ᐊᒻᒧᒪᔪᑦ	Uviluq				5									5
Mussels	ᐅᕙᓗᐃᑦ	Uviluvaloet				1									1

‡‡ No data are available corresponding to the harvest numbers shown in the harvest estimates table which were provided by DSD.

‡‡ ᑎᑎᕋᓯᒪᔪᓂᒃ ᐱᑕᖃᖏᑦᑐᖅ ᐱᔾᔪᑎᓐᓂᒃ ᐊᖑᔭᑦ ᖃᑦᓯᐅᓂᖏᓐᓄᑦ ᐊᓚᒃᑲᐅᒪᔪᓄᑦ ᐊᖑᔭᓄᑦ ᓇᓚᐅᑦᓴᕈᑎᓂ ᑐᓂᔭᖏᓐᓂ ᐃᑯᐱᕐᕕᓕᕆᔨᑦ.

‡‡ Nahagauhimaitut titigakhimajunik pitman kanuk angujaukatakhimajunik kanukitunit pijaumajut ikupiktulikijinik.

6.1.5

TABLE/ᓇᓗᓇᐃᔭᐅᑦ/NAUNAIKUTA 119

Monthly harvest estimates
ᑕᕿᑖᒪᑦ ᐊᖑᔭᓄᑦ ᓇᓚᐅᑦᓴᕈᑏᑦ
Tatkiktamat nahaktauvaktun

Year 5 (June 2000 - May 2001)
ᐊᒻᕐᒍ 5 (ᔫᓂ 2000 - ᒪᐃ 2001)
Ukiunga 5 (June 2000 - May 2001)

Month/ᑕᕿᖓ/Tatkia			JUN ᔫᓂ	JUL ᔪᓚᐃ	AUG ᐊᐅᒻᒍᑎ	SEP ᓱᑎᒻᐱᓇ	OCT ᐅᑦᑐᐱᓇ	NOV ᓄᓇᒻᐱᓇ	DEC ᑏᓯᒻᐱᓇ	JAN ᒣᓐᓄᐊᓇ	FEB ᓈᕝᕗᐊᓇ	MAR ᒫᔪ	APR ᐃᑦᓇᓕ	MAY ᒪᐃ	Total ᑲᑎᑦᑐᒋᑦ Tamakiklugin ± 95% CI
Species	**ᐆᒪᔪᑦ**	**Umajuin**													
Caribou	ᑐᒃᑐᐃᑦ	Tuktut	56	28	197	64	16		89	40	21	42	70	42	665 ± 8
Polar bear‡	ᓇᓄᐃᑦ‡	Nanuit‡					1	2	1			1			5
Arctic fox	ᑎᓇᒐᓐᓂᐊᑦ	Tigiganiat					2	53	64	33	18	21	3	1	195 ± 3
Coloured fox	ᖃᑯᓐᖏᑦᑐᑦ ᑎᓇᒐᓐᓂᐊᑦ	Kalaliit tigiganiat						1	1		1	1			4 ± 0
Wolverine	ᖃᑦᕕᑦ	Kalvik											1		1 ± 0
Arctic hare	ᐅᑲᓖᑦ	Ukalik			1	1	1		2	1	1	3	5	3	18 ± 1
Arctic ground squirrel	ᓱᒃᓱᑦ	Hikhik			2									3	5 ± 0
Ringed seal	ᓇᑦᓱᑦ	Natiinat	99	81	55	59	33	14	3	6	21	16	17	31	435 ± 6
Bearded seal	ᐅᒻᔪᐃᑦ	Ukyuk		25	10	3	6	1		3	11	3		1	63 ± 1
Harp seal	ᖃᐃᕈᓖᑦ	Qairulik				2	1								3 ± 0
Walrus	ᐊᐃᕕᑦ	Akvik	2	47	6	9	13		1	1		2	1	5	87 ± 1
Narwhal	ᑑᒐᓖᑦ ᕿᓚᓗᒐᑦ	Tuugaak			2	1									3 ± 0
Beluga	ᖃᑯᑦᑕᑦ ᕿᓚᓗᒐᑦ	Kilalugak			8	3									11 ± 0
Snow goose	ᑲᖑᐃᑦ	Kanguq	176	11	26	11								25	249 ± 12
Canada goose	ᓂᑦᓖᑦ ᐅᓗᐊᒍᓖᑦ	Nikliknik	4	5	6									5	20 ± 0
Brant goose	ᓂᑦᓕᑦᓇᐃᑦ	Nirlirnaq				3									3 ± 0
Old squaw	ᐊᒻᑭᐊᑦᔪᐃᑦ	Aahangik	8		1										9 ± 0
Eider duck	ᒥᑏᑦ	Kingalik	83	17	1	4	15	2		1			2	29	154 ± 7
Tundra swan	ᖁᒻᔪᐃᑦ	Kukyuk	1			2									3 ± 0
Greater scaup	ᐊᖏᓂᖅᓴᖅ ᓱᑲᑉ	Greater scaup		10											10 ± 0
Red-throated loon	ᖃᖅᓴᐅᑦ	Qaqhuaq	11		2										13 ± 0
Black guillemot	ᐱᑦᓱᐅᓛᑦ	Black guillemot									1				1 ± 0
Ptarmigan	ᐊᕿᒻᑏᑦ	Akilgik	3		12	5	32	35	3	2	3	3		51	149 ± 4
Goose eggs	ᑲᖑᐃᑦ ᒪᓐᓂᖏᑦ	Uluaguliit manniit	1,418	65										130	1,613 ± 56
Duck eggs	ᒥᑏᑦ ᒪᓐᓂᖏᑦ	Tinmiat manniit	415	145											560 ± 10
Arctic tern eggs	ᐃᒥᖅᑯᑕᐃᓚᐃᑦ ᒪᓐᓂᖏᑦ	Emitkutailat manniit	89	61											150 ± 9
Seagull eggs	ᓇᐅᔭᐃᑦ ᒪᓐᓂᖏᑦ	Nauyat manniit	90												90 ± 0
Black guillemot eggs	ᐱᑦᓱᐅᓛᑦ ᒪᓐᓂᖏᑦ	Black guillemot eggs		16											16 ± 0
Arctic char	ᐃᖃᓗᒃᐱᑦ	Ikaliviit	559	684	586	39	1,147	868	247	308	115	188	478	230	5,449 ± 75
Lake trout	ᐃᓱᕋᐃᑦ	Ikalukpik	125	17	13	9	87	28	5	9	6	5	12	223	539 ± 9
Arctic cisco	ᐅᑭᐅᑦᑕᑦᑐᒥ ᑲᕕᓯᓖᑦ	Kapihilik					1								1 ± 0
Cod	ᐆᒪᐃᑦ	Ugak	1	77											78 ± 0
Clams	ᐊᒻᒧᒪᔪᑦ	Uviluq				108	111								219 ± 11
Mussels	ᐅᕕᓗᐃᑦ	Uviluvaloet				42									42 ± 11

‡ Polar bear data supplied by DSD.

‡ ᓇᓄᑦᓄᑦ ᑎᑎᕋᑦᑕᒪᔪᑦ ᑐᓂᔭᖏᑦ ᐅᑯᐊ ᐃᑯᐱᕕᓕᓇᕆᑦ.

‡ Nanuin nahagaumajut pijauhimajut Ikupiktulikijinik.

TABLE/ᓇᓗᓇᐃᔭᐅᑦ/NAUNAIKUTA 120

Monthly hunter response — **Year 5 (June 2000 - May 2001)**

ᑕᕿᑖᒪᑦ ᐊᖑᓇᓱᒃᑏᑦ ᑭᐅᓂᖏᑦ — **ᐊᒻᕐᒍ 5 (ᔫᓂ 2000 - ᒪᐃ 2001)**

Tatkiktaman pijauhimajut angunahuktinun — **Ukiunga 5 (June 2000 - May 2001)**

Month/ᑕᕿᖓ/Tatkia			JUN ᔫᓂ	JUL ᔪᓚᐃ	AUG ᐊᐅᒻᒍᑎ	SEP ᓱᑎᒻᐱᓇ	OCT ᐅᑦᑐᐱᓇ	NOV ᓄᓇᒻᐱᓇ	DEC ᑏᓯᒻᐱᓇ	JAN ᒎᓐᓄᐊᓇ	FEB ᓈᕝᐅᐊᓇ	MAR ᒪᕐᕿ	APR ᐃᕐᓇᓕ	MAY ᒪᐃ	Total ᑲᑎᑦᑐᑦ Tamakiklugin
Hunter Response Categories	**ᐊᖑᓇᓱᒃᑏᑦ ᑭᐅᓂᖏᑦ ᐊᒻᒍᕐᓯᒪᓂᖏᑦ**	**Angunahukpaktun Kiujait**													
Monthly hunter list	ᑕᕿᑖᒪᑦ ᐊᖑᓇᓱᒃᑏᑦ	Tatkitaman angunahuktut titigait	137	157	153	149	150	154	155	156	155	157	158	159	165*
Hunters interviewed	ᐊᖑᓇᓱᒃᑏᑦ ᐊᐱᕐᓱᕐᑕᑦ	Angunahuktin apikhuktan	136	157	153	148	150	154	155	155	154	156	154	156	164*
Harvested	ᐊᖑᓇᓱᒃᑐᒥᓃᑦ	Angujaujut	87	90	80	44	53	38	32	23	28	27	33	85	145*
Response Rate (%)	ᑭᐅᔪᑦ ᖃᑦᓯᐅᓂᖏᑦ (%)	Kiujut (%)	99	100	100	99	100	100	100	99	99	99	97	98	99**

* Hunters registered/interviewed/harvested at least once during the year.
** Mean monthly response rate.

* ᐊᖑᓇᓱᒃᑏᑦ ᐊᑎᓕᐅᑦᑕᐅᒪᔪᑦ/ᐊᐱᕐᓱᕐᑕᑦ/ᐊᖑᓇᓱᒃᑐᒥᓃᑦ ᐊᑕᐅᓯᐊᕋᓗᐊᑦᑐᑎᒃ ᐊᒻᕐᒍᒥ.
** ᐊᔾᔨᒌᓕᕐᑎᓯᒪᔪᑦ ᑕᕿᑖᒪᑦ ᑭᐅᔪᑦ.

* Angunahuktin atiliukhimajut/apikhiktaunikut/anguhimajut talvani ukiumi.
** Talvani angunahuknami kiujutaumajut.

TABLE/ᓇᓗᓇᐃᔭᐅᑦ/NAUNAIKUTA 121

Recall period between harvest and interview, expressed as % of total harvest records — **Year 5 (June 2000 - May 2001)**

ᐅᑎᕐᕕᐅᔪᑦ ᐊᑯᕐᖓᓂ ᐊᖑᓇᓱᒋᓂᖓᑕ ᐊᒻᒪᓗ ᐊᐱᕐᓱᕐᑕᐅᓂᖓᑕ, ᓇᓗᓇᐃᕐᑕᑦ ᐃᒫᒃ % ᑲᑎᑦᑐᑦ ᐊᖑᓇᓱᒃᑕᑦ ᑎᑎᕐᕐᑕᐅᒪᔪᑦ — **ᐊᒻᕐᒍ 5 (ᔫᓂ 2000 - ᒪᐃ 2001)**

Itkaumajaujut angunahuktunun apihijauvaktunutlu, kanuk amigaitiginit tamakiklugin angujauhimajut — **Ukiunga 5 (June 2000 - May 2001)**

Month/ᑕᕿᖓ/Tatkia			JUN ᔫᓂ	JUL ᔪᓚᐃ	AUG ᐊᐅᒻᒍᑎ	SEP ᓱᑎᒻᐱᓇ	OCT ᐅᑦᑐᐱᓇ	NOV ᓄᓇᒻᐱᓇ	DEC ᑏᓯᒻᐱᓇ	JAN ᒎᓐᓄᐊᓇ	FEB ᓈᕝᐅᐊᓇ	MAR ᒪᕐᕿ	APR ᐃᕐᓇᓕ	MAY ᒪᐃ	Total ᑲᑎᑦᑐᑦ Tamakiklugin
Recall Period	**ᐅᑎᕐᕕᐅᔪᑦ**	**Pigiakvia**													
≤ 3 months	≤ 3 ᑕᕿᑦ	≤ tatkin pingahut	100	100	100	100	100	100	100	100	100	99	100	100	100
4-6 months	4-6 ᑕᕿᑦ	tatkin hitaman 6nut	0	0	0	0	0	0	0	0	0	1	0	0	0
> 6 months	> 6 ᑕᕿᑦ	> 6 tatkin	0	0	0	0	0	0	0	0	0	0	0	0	0

TABLE/ᓇᓗᓇᐃᔭᐅᑦ/NAUNAIKUTA 122

Number of hunters harvesting each species — **Year 5 (June 2000 - May 2001)**

ᖃᑦᓯᐅᓂᖏᑦ ᐊᖑᓇᓱᒃᑏᑦ ᐊᖑᓇᓱᒃᐸᑦᑐᑦ ᐊᑐᓂᒃ ᐆᒪᔪᕐᓂᒃ — **ᐊᒡᕐᒍ 5 (ᔫᓂ 2000 - ᒪᐃ 2001)**

Amigaitiginigin angunahukpaktun anguvaktaitlu kanugitugiagin — **Ukiunga 5 (June 2000 - May 2001)**

Month/ᑕᕝᕙᖓ/Tatkia			JUN ᔫᓂ	JUL ᔪᓚᐃ	AUG ᐊᐅᒡᒍᑎ	SEP ᓱᑎᒡᐱᓇ	OCT ᐅᑦᑐᐱᓇ	NOV ᓄᓇᒡᐱᓇ	DEC ᑏᓯᒡᐱᓇ	JAN ᒎᓐᓄᐊᓇ	FEB ᓈᕝᕗᐊᓇ	MAR ᒪᑦᓯ	APR ᐃᑦᓇᓕ	MAY ᒪᐃ	Total ᑲᑎᑦᑐᑦ Tamakiklugin
Species	**ᐆᒪᔪᑦ**	**Umajuin**													
Caribou	ᑐᒃᑐᐃᑦ	Tuktut	23	16	54	15	6		16	9	7	13	17	20	81
Polar bear#	ᓇᓄᐃᑦ#	Nanuit#	n/d	n/d	n/d	n/d	n/d	n/d	n/d	n/d	n/d	n/d	n/d	n/d	n/d
Arctic fox	ᑎᓇᒐᓐᓂᐊᑦ	Tigiganiat					2	15	9	7	7	6	2	1	21
Coloured fox	ᖃᑯᓐᖏᑦᑐᑦ ᑎᓇᒐᓐᓂᐊᑦ	Kalaliit tigiganiat						1	1		1	1			4
Wolverine	ᖃᕐᕕᑦ	Kalvik											1		1
Arctic hare	ᐅᑲᓖᑦ	Ukalik			1	1	1		2	1	1	3	3	2	12
Arctic ground squirrel	ᓱᒃᓱᑦ	Hikhik			2									1	3
Ringed seal	ᓇᑦᓱᑦ	Natiinat	41	39	26	20	15	5	2	5	8	8	10	13	80
Bearded seal	ᐅᒡᔪᐃᑦ	Ukyuk		16	9	3	4	1		2	6	2		1	28
Harp seal	ᖃᐃᕈᓖᑦ	Qairulik				1	1								2
Walrus	ᐊᐃᕕᑦ	Akvik	2	30	5	8	10		1	1		1	1	5	43
Narwhal	ᑑᒐᓖᑦ ᕿᓚᓗᒐᑦ	Tuugaak			2	1									3
Beluga	ᖃᑯᑦᑕᑦ ᕿᓚᓗᒐᑦ	Kilalugak			3	2									4
Snow goose	ᑲᖑᐃᑦ	Kanguq	23	3	10	5								12	40
Canada goose	ᓂᕐᓖᑦ ᐅᓗᐊᒍᓖᑦ	Nikliknik	3	3	1									3	8
Brant goose	ᓂᕐᓕᕐᓇᐃᑦ	Nirlirnaq				1									1
Old squaw	ᐊᒃᑭᐊᕐᔪᐃᑦ	Aahangik	1		1										2
Eider duck	ᒥᑏᑦ	Kingalik	18	7	1	1	4	1		1			2	7	29
Tundra swan	ᖁᒃᔪᐃᑦ	Kukyuk	1			1									2
Greater scaup	ᐊᖏᓂᖅᓴᖅ ᓱᑲᑉ	Greater scaup		1											1
Red-throated loon	ᖃᖅᓴᐅᑦ	Qaqhuaq	3		1										4
Black guillemot	ᐱᑦᓯᐅᓛᑦ	Black guillemot									1				1
Ptarmigan	ᐊᑭᒃᑏᑦ	Akilgik	3		4	2	9	7	2	1	3	2		15	34
Goose eggs	ᑲᖑᐃᑦ ᒪᓐᓂᖏᑦ	Uluaguliit manniit	25	2										1	28
Duck eggs	ᒥᑏᑦ ᒪᓐᓂᖏᑦ	Tinmiat manniit	11	5											15
Arctic tern eggs	ᐃᒥᖅᑯᑕᐃᓚᐃᑦ ᒪᓐᓂᖏᑦ	Emitkutailat manniit	6	3											9
Seagull eggs	ᓇᐅᔭᐃᑦ ᒪᓐᓂᖏᑦ	Nauyat manniit	3												3
Black guillemot eggs	ᐱᑦᓯᐅᓛᑦ ᒪᓐᓂᖏᑦ	Black guillemot eggs		2											2
Arctic char	ᐃᖃᓗᒃᐲᑦ	Ikaliviit	43	40	29	3	30	19	8	8	4	4	8	32	99
Lake trout	ᐃᓱᕋᐃᑦ	Ikalukpik	26	8	5	2	12	8	4	2	4	3	3	58	78
Arctic cisco	ᐅᑭᐅᕐᑦᑐᒥ ᑲᕕᓯᓖᑦ	Kapihilik					1								1
Cod	ᐆᒐᐃᑦ	Ugak	1	2											2
Clams	ᐊᒃᒧᒪᔪᑦ	Uviluq				5	3								7
Mussels	ᐅᕕᓗᐃᑦ	Uviluvaloet				1									1

‡‡ No data are available corresponding to the harvest numbers shown in the harvest estimates table which were provided by DSD.

‡‡ ᑎᑎᕋᓯᒪᔪᓂᒃ ᐱᑕᖃᖅᖏᑦᑐᖅ ᐱᔾᔪᑎᓕᖅᓂᒃ ᐊᖑᔭᑦ ᖃᑦᓯᐅᓂᖏᖅᓄᑦ ᐊᓚᒃᑲᐅᒪᔪᓄᑦ ᐊᖑᔭᓄᑦ ᓇᓚᐅᖅᓱᑎᓂ ᑐᓂᔭᖏᖅᓂ ᐃᑯᐱᕐᕕᓕᕆᔨᑦ.

‡‡ Nahagauhimaitut titigakhimajunik pitman kanuk angujaukatakhimajunik kanukitunit pijaumajut ikupiktulikijinik.

6.1.5

TABLE/ᓇᓗᓇᐃᔭᐅᑦ/NAUNAIKUTA 123

Annual harvest estimates and five-year mean — **All Years (June 1996 - May 2001)**

ᐊᒡᕋᒍᑕᒦᑦ ᐊᖑᔭᓄᑦ ᓇᓚᐅᑦᓴᕈᑏᑦ ᐊᒻᒪᓗ ᑕᓪᓕᒪᓄᑦ-ᐊᒡᕋᒍᓄᑦ ᐊᔾᔨᒌᓕᕐᑎᓯᒪᔪᑦ ᑕᒪᐃᓐᓄᑦ ᐊᒡᕋᒍᓄᑦ (ᓘᓂ 1996 - ᒪᐃ 2001)

Study Year/ᖃᔅᔨᓴᕐᕕᒃ ᐊᒡᕋᒍ/Ihivgiukimayut Ukiumi			1	2	3	4	5	Mean ᐊᔾᔨᒌᓕᕐᑎᓯᒪᔪᑦ Amigaitkiyait
			96/97	97/98	98/99	99/00	00/01	
Species	ᐆᒪᔪᑦ	**Umajuin**						
Caribou[1]	ᑐᒃᑐᐃᑦ[1]	Tuktut[1]	1,055	791	838	699	665	810
Musk-ox[2]	ᐅᒥᒃᒪᐃᑦ[2]	Umingmait[2]	1	0	0	0	0	<1
Polar bear[3]	ᓇᓄᐃᑦ[3]	Nanuit[3]	6	7	8	6	5	6
Wolf	ᐊᒪᕈᐃᑦ	Amagut	8	0	2	3	0	3
Arctic fox[4]	ᑎᓇᒐᓐᓂᐊᑦ[4]	Tigiganiat[4]	334	282	175	27	195	203
Coloured fox	ᖃᑯᖕᕋᑦᑐᑦ ᑎᓇᒐᓐᓂᐊᑦ	Kalaliit tigiganiat	0	0	0	0	4	1
Wolverine	ᖃᕝᕕᑦ	Kalvik	1	2	4	0	1	2
Arctic hare	ᐅᑲᓖᑦ	Ukalik	70	16	4	9	18	23
Arctic ground squirrel	ᓱᒃᓱᑦ	Hikhik	1	0	2	3	5	2
Ringed seal	ᓇᕐᓱᑦ	Natiinat	837	690	622	702	435	657
Bearded seal	ᐅᒡᔪᐃᑦ	Ukyuk	52	67	81	74	63	67
Harp seal	ᖃᐃᕈᓖᑦ	Qairulik	13	18	8	9	3	10
Walrus	ᐊᐃᕕᑦ	Akvik	88	108	80	113	87	95
Narwhal[5]	ᑑᒫᓖᑦ ᕿᓚᓗᒐᑦ[5]	Tuugaak[5]	3	3	7	0	3	3
Beluga	ᖃᑯᕐᑦ ᕿᓚᓗᒐᑦ	Kilalugak	0	10	2	6	11	6
Geese (unspecified)[6]	ᓂᕐᓖᑦ[6]	Kanguk[6]	723	0	0	0	0	145
Snow goose	ᑲᖑᐃᑦ	Kanguq	66	133	149	66	249	133
Canada goose	ᓂᕐᓖᑦ ᐅᓗᐊᒍᓖᑦ	Nikliknik	3	3	16	25	20	13
Brant goose	ᓂᕐᓕᕐᓇᐃᑦ	Nirlirnaq	0	31	0	1	3	7
Old squaw	ᐊᒃᑭᐊᕐᔪᐃᑦ	Aahangik	0	0	4	0	9	3
Eider duck	ᒥᑏᑦ	Kingalik	244	217	198	116	154	186
Tundra swan	ᖁᒡᔪᐃᑦ	Kukyuk	0	2	0	0	3	1
Greater scaup	ᐊᖏᓂᖅᓴᑦ ᐊᐃᑉᐸᖏᑦ ᒥᑏᑦ	Greater scaup	0	0	0	0	10	2
Arctic loon	ᑲᒡᓗᓖᑦ	Maliriq	0	0	8	0	0	2
Red-Throated loon	ᖃᖅᓴᐅᑦ	Qaqhuaq	0	7	3	18	13	8
Black guillemot	ᐱᑦᓯᐅᓛᑦ	Black guillemot	5	1	0	0	1	1
Ptarmigan	ᐊᕿᒡᑏᑦ	Akilgik	686	230	128	257	149	290

123

Study Year/ᖃᐅᔨᓴᕐᓗᒃ ᐊᒃᕌᒍ/Ihivgiukimayut Ukiumi			1 96/97	2 97/98	3 98/99	4 99/00	5 00/01	Mean ᐊᒃᔨᒌᓕᕐᑎᓯᒪᔪᑦ Amigaitkiyait
Species	ᐆᒪᔪᑦ	**Umajuin**						
Eggs (unspecified)[7]	ᒪᓐᓃᑦ[7]	Manniit[7]	947	0	0	0	0	189
Goose eggs[7]	ᑲᖑᐃᑦ ᒪᓐᓂᖏᑦ[7]	Uluaguliit manniit[7]	0	313	809	859	1,613	719
Duck eggs[7]	ᒥᑏᑦ ᒪᓐᓂᖏᑦ[7]	Tinmiat manniit[7]	0	138	852	271	560	364
Arctic tern eggs[7]	ᐃᒥᖅᑯᑕᐃᓚᐃᑦ ᒪᓐᓂᖏᑦ[7]	Emitkutailat manniit[7]	0	38	20	434	150	128
Seagull eggs[7]	ᓇᐅᔭᐃᑦ ᒪᓐᓂᖏᑦ[7]	Nauyat manniit[7]	0	6	49	26	90	34
Black guillemot eggs[7]	ᐱᑦᓯᐅᓛᑦ ᒪᓐᓂᖏᑦ[7]	Black guillemot eggs[7]	0	4	0	48	16	14
Fish (unspecified)	ᐃᖃᓗᐃᑦ	Ikaluit	442	0	0	0	0	88
Arctic char[8]	ᐃᖃᓗᒃᐱᑦ[8]	Ikaliviit[8]	9,524	5,834	6,081	6,151	5,449	6,608
Lake trout	ᐃᓱᕋᐃᑦ	Ikalukpik	617	363	504	752	539	555
Arctic cisco	ᐅᑭᐅᑦᑕᑐᒥ ᑲᕕᓯᓛᑦ	Kapihilik	0	318	9	0	1	66
Cod[9]	ᐆᒪᐃᑦ[9]	Ugak[9]	0	0	0	130	78	42
Clams[10]	ᐊᒻᒧᒪᔪᑦ[10]	Uviluq[10]	0	13	0	90	219	64
Mussels[10]	ᐅᕕᓗᐃᑦ[10]	Uviluvaloet[10]	0	0	0	69	42	22

[1-10]: See page 248 for community feedback and other sources of data.

[1-10]: ᑕᑯᒍᒃ ᒪᕐᐱᑦᑐᒐᖅ 250 ᓄᓇᓖᑦ ᑭᐅᔭᕆᑎᕐᑦ ᐊᒻᒪᓗ ᐊᓯᖏᑦ ᐱᒡᕕᐅᔪᑦ ᓈᓴᐅᑎᓂᒃ.

[1-10]: Takulugu makpigaak 252 nunanit kiutjutinganik ovalo aalanik naunaiyautainik.

TABLE/ᓇᓗᓇᐃᔭᐅᑦ/NAUNAIKUTA 124

Annual hunter response

ᐊᒡᕌᒍᑕᒫᑦ ᐊᖑᓇᓱᒃᑏᑦ ᑭᐅᓂᖏᑦ

Angujauvaktu

All Years (June 1996 - May 2001)

ᑕᒪᐃᓐᓄᑦ ᐊᒡᕌᒍᓄᑦ (ᓵᓂ 1996 - ᒪᐃ 2001)

Tamamik ukiuni (June 1996 - May 2001)

Study Year/ᖃᐅᔨᓴᕐᓗᒃ ᐊᒃᕌᒍ/Ihivgiukimayut Ukiumi			1 96/97	2 97/98	3 98/99	4 99/00	5 00/01	Total ᑲᑎᑦᑐᑎᑦ Tamakiklugin
Hunter Response Categories	ᐊᖑᓇᓱᒃᑏᑦ ᑭᐅᓂᖏᑦ ᐊᒃᒍᓯᒪᓂᖏᑦ	**Angunahukpaktun Kiujait**						
Monthly hunter list	ᑕᑭᑕᒫᑦ ᐊᖑᓇᓱᒃᑏᑦ	Tatkitaman angunahuktut titigait	137	147	146	142	165	181*
Hunters interviewed	ᐊᖑᓇᓱᒃᑏᑦ ᐊᐱᕐᓱᕐᑕᑦ	Angunahuktin apikhuktan	136	146	144	140	164	179*
Harvested	ᐊᖑᓇᓱᒃᑐᒥᓃᑦ	Angujaujut	104	131	128	120	145	164*
Response Rate (%)	ᑭᐅᑦ ᖃᑦᓯᐅᓂᖏᑦ (%)	Kiujut (%)	56	98	94	92	99	88**

* Hunters registered/interviewed/harvested at least once during the study.
** Mean annual response rate.

* ᐊᖑᓇᓱᒃᑏᑦ ᐊᑎᓕᐅᕐᓯᒪᔪᑦ/ᐊᐱᕐᓱᕐᑕᑦ/ᐊᖑᓇᓱᒃᑐᒥᓃᑦ ᐊᑕᐅᓯᐊᕐᓗᐊᑐᑎᒃ ᖃᐅᔨᓴᕐᓂᒥ.
** ᐊᒃᔨᒌᓕᕐᑎᓯᒪᔪᑦ ᐊᒃᕌᒍᑕᒫᑦ ᑭᐅᔪᑦ.

* Angunahuktin atiliukhimajut/apikhiktaunikut/anguhimajut talvani kaujihatatiplugin.
** Atjikilirhimajut ukiumun kiutjutaujut.

TABLE/ᓇᓗᓇᐃᔭᐅᑦ/NAUNAIKUTA 125

Recall period between harvest and interview, expressed as % of total harvest records — All Years (June 1996 - May 2001)

ᐅᑎᕐᕕᐅᔪᑦ ᐊᑯᕐᖓᓂ ᐊᖑᓇᓱᒃᓂᖓᑕ ᐊᒻᒪᓗ ᐊᐱᕐᓱᕐᑕᐅᓂᖓᑕ, ᓇᓗᓇᐃᕐᑦ ᐃᒫᒃ % ᑲᑎᑦᑐᒋᑦ ᐊᖑᓇᓱᒃᑕᑦ ᑎᑎᕋᕐᑕᐅᒪᔪᑦ — ᑕᒪᐃᓐᓄᑦ ᐊᒃᕐᒍᓄᑦ (ᔫᓂ 1996 - ᒪᐃ 2001)

Angunahuktin apikhuktaujut, iluakhagaujutl % tamakiklugit angujauhimajut umajut — Tamamik ukiuni (June 1996 - May 2001)

Study Year/ᖃᐅᔨᓴᕐᕕᒃ ᐊᒃᕐᒍ/Ihivgiukimayut Ukiumi			1 96/97	2 97/98	3 98/99	4 99/00	5 00/01	Total ᑲᑎᑦᑐᒋᑦ Tamakiklugin
Recall Period	ᐅᑎᕐᕕᐅᔪᑦ	**Pigiakvia**						
≤ 3 months	≤ 3 ᑕᕝᕕᑦ	≤ tatkin pingahut	86	98	53	61	100	81
4-6 months	4-6 ᑕᕝᕕᑦ	tatkin hitaman 6nut	6	2	30	17	0	10
> 6 months	> 6 ᑕᕝᕕᑦ	> 6 tatkin	8	0	17	22	0	8

6.1.5

TABLE/ᓇᓗᓇᐃᔭᐅᑦ/NAUNAIKUTA 126

Number of hunters harvesting each species — All Years (June 1996 - May 2001)

ᖃᑦᓯᐅᓂᖏᑦ ᐊᖑᓇᓱᒃᑏᑦ ᐊᖑᓇᓱᒃᐸᑦᑐᑦ ᐊᑐᓂᒃ ᐆᒪᔪᕐᓂᒃ — ᑕᒪᐃᓐᓄᑦ ᐊᒃᕐᒍᓄᑦ (ᔫᓂ 1996 - ᒪᐃ 2001)

Angunahuktin angutivaktun umajunik — Tamamik ukiuni (June 1996 - May 2001)

Study Year/ᖃᐅᔨᓴᕐᕕᒃ ᐊᒃᕐᒍ/Ihivgiukimayut Ukiumi			1 96/97	2 97/98	3 98/99	4 99/00	5 00/01	Total ᑲᑎᑦᑐᒋᑦ Tamakiklugin
Species	ᐆᒪᔪᑦ	**Umajuin**						
Caribou	ᑐᒃᑐᐃᑦ	Tuktut	61	88	79	78	81	128
Musk-ox	ᐅᒥᒃᒪᐃᑦ	Umingmait	1					1
Polar bear#	ᓇᓄᐃᑦ#	Nanuit#		8	4	6	9	23
Wolf	ᐊᒪᕈᐃᑦ	Amagut	5		2	3		9
Arctic fox	ᑎᓇᒐᓐᓂᐊᑦ	Tigiganiat	13	18	13	6	21	47
Coloured fox	ᖃᑯᓐᖏᑦᑐᑦ ᑎᓇᒐᓐᓂᐊᑦ	Kalaliit tigiganiat					4	4
Wolverine	ᖃᕐᕕᑦ	Kalvik	1	2	3		1	7
Arctic hare	ᐅᑲᓖᑦ	Ukalik	16	9	4	5	12	34
Arctic ground squirrel	ᓱᒃᓱᑦ	Hikhik	1		1	3	3	7

126

Study Year/ᖃᐅᔨᓴᕐᕕᒃ ᐊᒻᕋᒍ/Ihivgiukimayut Ukiumi			1 96/97	2 97/98	3 98/99	4 99/00	5 00/01	Total ᑲᑎᑦᑐᑦ Tamakiklugin
Species	ᐆᒪᔪᑦ	**Umajuin**						
Ringed seal	ᓇᕗᑦ	Natiinat	45	81	81	71	80	125
Bearded seal	ᐅᒡᔪᐃᑦ	Ukyuk	13	40	32	34	28	77
Harp seal	ᖃᐃᕈᓐᑦ	Qairulik	2	9	4	6	2	18
Walrus	ᐊᐃᕕᑦ	Akvik	17	45	35	42	43	82
Narwhal	ᑑᒫᓐᑦ ᕿᓚᓗᒐᑦ	Tuugaak	1	2	6		3	11
Beluga	ᖃᑯᑦᑕᑦ ᕿᓚᓗᒐᑦ	Kilalugak		4	2	4	4	11
Geese (unspecified)	ᓂᑦᓐᑦ	Kanguk (unspecified)	12					12
Snow goose	ᑲᖑᐃᑦ	Kanguq	3	30	27	14	40	67
Canada goose	ᓂᑦᓐᑦ ᐅᓗᐊᒍᓐᓐᑦ	Nikliknik	1	2	2	3	8	14
Brant goose	ᓂᑦᓕᑦᓇᐃᑦ	Nirlirnaq		1		1	1	3
Old squaw	ᐊᒻᒋᐊᑦᔪᐃᑦ	Aahangik			1		2	3
Eider duck	ᒥᑏᑦ	Kingalik	10	34	23	22	29	70
Tundra swan	ᖁᒡᔪᐃᑦ	Kukyuk		1			2	3
Greater scaup	ᐊᖏᓂᖅᓴᑦ ᐊᐃᑉᐸᖏᑦ ᒥᑏᑦ	Greater scaup					1	1
Arctic loon	ᑲᒡᓗᓐᑦ	Maliriq			2			2
Red-Throated loon	ᖃᖅᓴᐅᑦ	Qaqhuaq		2	2	3	4	11
Black guillemot	ᐱᑦᓯᐅᓐᑦ	Black guillemot	1	1			1	3
Ptarmigan	ᐊᕿᒡᒋᑦ	Akilgik	30	23	20	27	34	71
Eggs (unspecified)	ᐊᓯᖏᑦ ᑎᒥᐊᑦ ᒪᓐᓂᖏᑦ	Manniit (unspecified)	3					3
Goose eggs	ᑲᖑᐃᑦ ᒪᓐᓂᖏᑦ	Uluaguliit manniit		11	6	12	28	38
Duck eggs	ᒥᑏᑦ ᒪᓐᓂᖏᑦ	Tinmiat manniit		5	5	9	15	23
Arctic tern eggs	ᐃᒥᖅᑯᑕᐃᓚᐃᑦ ᒪᓐᓂᖏᑦ	Emitkutailat manniit		5	2	8	9	21
Seagull eggs	ᓇᐅᔭᐃᑦ ᒪᓐᓂᖏᑦ	Nauyat manniit		1	1	2	3	6
Black guillemot eggs	ᐱᑦᓯᐅᓐᑦ ᒪᓐᓂᖏᑦ	Black guillemot eggs		1		1	2	3
Fish (unspecified)	ᐃᖃᓗᐃᑦ (ᓇᓗᓇᐃᑦᑕᐅᖏᑦᑐᑦ)	Ikaluit (unspecified)	6					6
Arctic char	ᐃᖃᓗᒃᐲᑦ	Ikaliviit	53	87	93	87	99	143
Lake trout	ᐃᓱᕋᐃᑦ	Ikalukpik	49	72	46	70	78	126
Arctic cisco	ᐅᑭᐅᑦᑕᑦᑐᒥ ᑲᕕᓯᓐᑦ	Kapihilik		18	1		1	20
Cod	ᐆᒪᐃᑦ	Ugak				1	2	3
Clams	ᐊᒻᒧᒪᔪᑦ	Uviluq		1		5	7	10
Mussels	ᐅᕕᓗᐃᑦ	Uviluvaloet				1	1	2

‡‡ No data are available corresponding to the harvest numbers shown in the harvest estimates table which were provided by DSD.

‡‡ ᑕᑎᕋᕐᓯᒪᔪᓂᒃ ᐱᑕᖃᖅᑭᑦᑐᖅ ᐱᒃᔪᑎᓕᖅᓂᒃ ᐊᖑᔭᓄᑦ ᖃᑦᓯᐅᓂᖅᑭᖅᓄᑦ ᐊᓚᒃᑲᐅᒪᔪᓄᑦ ᐊᖑᔭᓄᑦ ᓇᓚᐅᑦᓴᕈᑎᓂ ᑐᓂᔭᖅᑭᖅᓂ ᐃᑯᐱᕐᕕᓕᓐᓂᑦ.

‡‡ Nahagauhimaitut titigakhimajunik pitman kanuk angujaukatakhimajunik kanukitunit piijaumajut ikupiktulikijinik.

6.1.5 Community Results Discussion: Hall Beach

The survey frame:
An assessment of under-enumeration during the community visit indicated that there were very few Inuit hunters who were not registered in the Harvest Study. It is estimated that there were three non-Inuit hunters with assigned hunting rights who were not registered, all occasional hunters. As discussed in Section 5.2.1 the effect of this under-enumeration would have led to a downward bias of the harvest estimates. However, the extent of the bias is likely very small since the missing hunters only represent two percent of the total hunter population (Table 10).

Survey coverage and non-response bias:
Response rates in some months of year 1 of the study were quite low in Hall Beach, dropping below 50% in 7 of the 12 months. With the exception of an occasional month, response rates in all other years were very high (over 90%). As seen in Table 9 the consistent intentional non-response rate in Hall Beach was nil, and therefore was not a potential source of non-response bias.

Response rates were felt to be high enough and non-response bias low enough during most months of years 2 to 5 to ensure that n did in fact constitute a sufficiently representative sample of N hunters. Readers should exercise caution when using the data collected during year 1 of the study since the potential for both sampling error and non-response bias increases as response rates fall.

Measurement issues and response error:
It was reported during the community consultations that some species, such as cod and shellfish were under-reported. Further details are provided in the community feedback and other sources of data section below. Section 5.4 also contains a thorough discussion of this issue.

As seen in the recall period tables, years 2 and 5 had short recall periods with the majority of harvest records having been collected within three months of the harvest, minimizing measurement error due to recall failure. However, recall periods were much longer, over six months in some cases, during the last few months of year 3 and continuing into the first half of year 4 and during selected months of year 1. Recall errors in these instances are more likely.

As noted in the comments associated with arctic char below, there was commercial harvesting of char during the study. However, it is unlikely that much of this harvest was reported to the Fieldworker and harvest estimates are thought to include primarily the subsistence harvest of Hall Beach hunters.

Community feedback and other sources of data:

1. **Caribou:** Caribou harvesting consisted of barren-ground caribou.
2. **Musk-ox:** The musk-ox was harvested by a Hall Beach hunter who had traveled to the Kitikmeot region (C.F.).
3. **Polar bear:** Numbers displayed are not estimates but confirmed harvest numbers supplied by DSD (DSD PB).
4. **Arctic fox:** Hunters reported that the change to the humane trapping standard caused a drop in fox trapping. DSD reports indicate that 8 arctic fox pelts were purchased from Hall Beach hunters in 1999/2000 (year 4) and 243 were purchased in 2000/2001 (year 5) (note that DSD data are based on harvest years that run from July to June, whereas Harvest Study data are

based on harvest years that run from June to May) (DSD FB). This information indicates that the harvest estimate in year 5 of 195 animals is likely a little low.

5 **Narwhal:** The quota for Hall Beach was 10 animals annually. Although the quota was not reached every year, the HTO Board reported that it was reached in year 3 and the harvest estimate of 7 during this year is too low (C.F.). DFO reports the following harvest numbers for narwhal (note that DFO data are based on fiscal years, whereas Harvest Study data are based on harvest years that run from June to May) (DFO N/B):

96/97	97/98	98/99	99/00	00/01
1	2	10	0	1

6 **Geese:** In year 1 many hunters did not identify the species of goose they had harvested resulting in a large number of unidentified geese being reported. The majority of these geese were likely snow geese (C.F.).

7 **Eggs:** In year 1, hunters were not asked to identify the species of egg they gathered resulting in all eggs being reported in one category. *Goose eggs:* Snow goose eggs are the most abundant goose eggs collected in the area, although some Canada goose and brant goose eggs are also collected. Harvest estimates for goose eggs seem a little low. *Duck eggs:* Although both king eider and common eider eggs are collected, king eider eggs being more abundant are harvested in larger numbers. *Arctic tern eggs:* Harvest estimates seem accurate in year 4 but too low in other years. *Black guillemot eggs*: These eggs are harvested each year. In addition to the species of eggs reported old squaw and red-throated loon eggs are also collected around the community (C.F.).

8 **Arctic char:** There was a commercial quota of 25,000 lbs of arctic char from Hall Lake during the study (DFO F). Although the entire quota was not harvested the hunters feel that the fish caught for commercial purposes are not included in the harvest estimates for most years during the study (year 1 estimate may contain some of the commercial harvest). However, these numbers are a good indication of fish caught for personal use by the hunters and their families (C.F.).

9 **Cod:** Cod are harvested by children, but they were often not recorded; they should have been counted through their parent's harvest. Harvest estimates in years 1 to 3 seem low, whereas estimates in other years are likely in the right range (C.F.).

10 **Clams/mussels:** Harvesting is often related to weather since they are gathered from the beach after high winds and waves. However, it was reported during the community visit that many hunters did not know to report these species indicating that harvest estimates may be low (C.F.).

6.1.5 ᓄᓇᓕᖕᓂ ᓴᖅᑭᑕᐅᔪᓂᒃ ᐅᖃᖃᑎᒌᕈᑎᑦ: ᓴᓂᕋᔭᒃ

ᖃᐅᔨᓴᓂᐅᑉ ᐋᖅᑭᐅᒪᓂᖓ:

ᑐᑭᓯᔭᐅᓇᓱᑦᑎᓪᓗᒋᑦ ᐊᑎᓕᐅᓇᖕᒋᓗᐊᕐᓂᑦ ᓄᓇᓕᑦ ᐳᓚᕋᖅᑕᐅᑎᓪᓗᒋᑦ ᑕᓱᑎᑦᓯᓚᐅᖅᑐᑦ ᖃᑦᑏᓐᓇᑯᓗᓚᐅᕐᓂᖏᓐᒃ ᐊᖑᓇᓱᒃᑎᑦ ᐊᑎᖃᖃᑕᐅᕐᖏᑦᑐᐃᑦ ᖃᐅᔨᓴᕐᓂᕐᒧᑦ. ᐃᓱᒪᒋᔭᐅᓯᒪᔪᖅ ᐱᖓᓱᑦ ᐃᓅᖏᑦᑐᑦ ᐊᖑᓇᓱᑦᑎᑦ ᐱᔪᓐᓇᐅᒻᒥᒃ ᑐᓂᔭᐅᓯᒪᔪᑦ ᐊᑎᖃᖃᑕᐅᓚᐅᖏᓐᓂᖏᓐᒃ, ᑕᒪᒻᒥᒃ ᖃᑯᑎᒃᑯᑦ ᐊᖑᓇᓱᑉᐸᑦᑐᑎᒃ. ᐅᖃᐅᓯᐅᒻᒪᑕ ᓈᓴᐅᑎᒥ 5.2.1 ᑕᒪᑐᒪ ᐊᑎᓕᐅᓇᖕᒋᓗᐊᕈᑎᐅᑉ ᐱᒍᑕᐅᓂᖓ ᐊᑦᑎᑯᑦᓕᑦᓯᒪᒐᔭᖅᑐᐃᑦ ᐆᒪᔪᖅᑕᐅᑯᑦᑐᑦ ᖃᑦᓯᐅᑯᖕᓂᖏᓐᒃ. ᑭᓯᐊᓂ, ᖃᓄᑎᒋ ᐃᓚᓕᐅᓇᖕᒋᓐᖃᑦᒪᖓ ᒥᑭᔪᑯᓗᖅᑰᖅᑐᖅ ᑖᒃᑯᐊ ᐃᓚᐅᖏᑦᑐᑦ ᐊᖑᓇᓱᑦᑎᑦ 2%ᒥᑐᐃᓐᓇᒪᑕ ᑲᑎᑦᑐᑦ ᐊᖑᓇᓱᑦᑎᑦ ᐃᓄᒋᐊᖕᓂᖏᑦ (ᓇᓕᖅᑲᖅ 10).

ᖃᐅᔨᓴᖅᑕᐅᔪᑦ ᐊᒻᒪ ᐃᓚᓕᐅᓇᔭᐅᑯᖏᑦᑐᑦ ᑭᐅᖕᖏᑦᑐᑦ:

ᑭᐅᑯᑦᑎᒋᓂᖏᑦ ᑕᖅᑭᑦ ᐃᓚᖏᖕᓂ ᐅᑭᐅᒥ 1 ᖃᐅᔨᓴᕐᓂᕐᒥ ᖃᑦᑏᓐᓇᐅᓪᓗᐊᑲᓪᓚᓚᐅᖅᑐᑦ ᓴᓂᕋᔭᖕᒥ, ᑲᑕᔾᔪᒥᓪᓗᑎᒃ 50% ᐊᑖᓄᑦ ᑕᖅᑭᓂ 7ᓂᒃ ᐊᕐᕌᒍᓚᒥ. ᐱᖃᓯᐅᑎᖏᑦᑐᑦ ᑕᖅᑭᑦ ᐃᓚᖏᑦ, ᑭᐅᑯᑦᑎᒋᓂᖏᑦ ᐅᑭᐅᓂ ᐊᓯᓚᒫᖏᖕᓂ ᐅᓄᖅᑐᑲᓪᓚᐅᓚᐅᖅᑐᑦ (90% ᐅᖓᑖᓂ). ᑕᑯᑎᑦᓯᒻᒪᑕ ᓇᓕᖅᑲᒥ 9 ᐱᔾᔪᓪᓗᑎᒃ ᑭᐅᑦᑕᐃᓕᑦᓴᐃᓐᓇᐸᑦᑐᑦ ᓴᓂᕋᔭᖕᒥ ᐱᑕᖃᓚᐅᖏᑦᑐᑦ, ᑕᐃᒪᐃᓐᓂᖓᓄᓪᓗ ᐱᒍᑕᐅᓇᔭᖏᑦᑐᖅ ᐃᓚᓕᐅᓇᖕᒋᓗᐊᖕᓂᕐᒧᑦ.

ᑭᐅᑯᑦᑎᒋᓂᖏᑦ ᐊᒥᓲᑦᑎᐊᕋᓱᒋᔭᐅᓚᐅᖅᑐᑦ ᐊᒻᒪᓗ ᑭᐅᑯᖕᖏᑦᑐᑦ ᐅᓄᓗᐊᕋᑎᒃ ᑕᒪᐃᓐᓂᑲᓴᒃ ᑕᖅᑭᐅᔪᓂᒃ ᐅᑭᐅᖏᓐᓂ 2ᒥᑦ 5ᒧᑦ. ᑖᒃᑯᐊ ᐊᐱᖅᓯᖅᑕᐅᑯᑦᑐᑦ ᖃᑦᑎᐅᓂᖏᑦ ᒥᑦᓴᐅᓯᓯᒪᑦᑎᐊᕐᓂᖏᓐᒃ ᐊᖑᓇᓱᑦᑎᓂᒃ ᐊᑎᖃᖃᑕᐅᔪᓂᒃ. ᐅᖃᓕᒫᖅᐸᑦᑐᑦ ᐅᔾᔨᖅᑐᒋᐊᖃᖅᑐᑦ ᐊᑐᕐᓂᐊᕈᓂᒻᔪᒃ ᐊᓪᓚᑕᐅᓯᒪᔪᐃᑦ ᓄᐊᑕᐅᓯᒪᔪᑦ ᐅᑭᐅᖓᓐᓂ 1 ᖃᐅᔨᓴᕐᓂᐅᑉ ᑕᒪᒃᑭᑦ ᐅᓄᖅᓯᒋᐊᓲᖑᒻᒪᑕ ᑕᒻᒪᖅᓯᒪᐅᖅᑐᑦ ᓇᕝᕝᖅᑕᐅᔪᒥᓂᑦ ᐊᒻᒪ ᑭᐅᑯᖕᖏᑦᑐᑦ ᐃᓚᓕᐅᓇᔭᐅᖕᖏᓗᐊᕐᓂᖏᑦ ᑭᐅᑯᑦᑎᒋᓂᖏᑦ ᑲᑕᔾᔪᒥᔭᕐᖓᑕ.

ᓱᖅᑯᐃᖅᓯᔾᔪᑎᓅᓕᖓᔪᑦ ᐊᒻᒪ ᑭᐅᔾᔪᑎᑦ ᑕᒻᒪᖅᓯᒪᐅᖅᑐᑦ:

ᓄᓇᓕᑦ ᐅᖃᖃᑎᒋᔭᐅᑎᓪᓗᒋᑦ ᐅᖃᐅᓯᐅᓚᐅᖅᑐᖅ ᓂᕐᔪᑎᑦ ᐃᓚᖏᑦ, ᓲᕐᓗ ᐆᒪᐃᑦ ᐃᖅᑲᕐᒥᐅᑕᐃᓪᓗ ᓴᐅᓂᓕᑦ ᐅᖃᐅᓯᐅᖕᒋᓗᐊᖅᐸᑦᑐᒥᓂᐅᓂᖏᓐᒃ. ᓇᓗᓇᐃᔭᓇᖅᑲᓂᕈᑎᑦ ᐊᑐᐃᓐᓇᐅᑎᑕᐅᔪᑦ ᓄᓇᓕᖕᓄᑦ ᑭᐅᔾᔪᑎᐅᔪᓂ ᐊᒻᒪᓗ ᐊᓯᖏᓐᓂᑦ ᐊᓪᓚᑕᐅᓯᒪᔪᒃ ᓈᓴᐅᑎᓃᑦᑐᓂᒃ ᐊᑖᓂ. ᓈᓴᐅᑎᒦᑦᑐᑦ 5.4 ᐃᓗᓕᖅᑲᐅᕐᒥᔪᑦ ᐅᖃᐅᓯᐅᕈᓗᔭᕐᓂᑯᓂᒃ ᑕᒪᓐᓇ ᐱᓪᓗᒍ.

ᑕᐃᒫᒃ ᑕᑯᑎᑦᓯᒻᒪᑕ ᓇᓕᖅᑲᓃᑦᑐᑦ ᐊᑯᑦᑐᓂᖏᑕ ᐃᖅᑲᐅᒪᔭᕆᐊᖅᑲᖅᐸᑦᑕᖏᑦ, ᐅᑭᐅᖏᓐᓂ 2 ᐊᒻᒪ 5 ᐊᑯᑦᑐᓗᐊᖅᐸᓚᐅᖏᑦᑐᑦ ᐃᖅᑲᖅᓴᐊᖅᑲᖅᐸᑦᑕᖏᑦ ᐅᓄᕐᓂᖅᓴᐅᔪᓂᒃ ᐆᒪᔪᖅᑕᐅᔪᒥᓂᕐᓂᒃ ᓄᐊᑕᐅᑯᑦᑐᒥᓂᐅᒻᒪᑕ ᑕᖅᑭᑦ ᐱᖓᓱᑦ ᑐᖕᒑᒍᑦ ᐆᒪᔪᓚᐅᖅᑎᓪᓗᒋᑦ. ᑕᒻᒪᔾᔭᐃᒃᑯᑕᐅᒃᑲᓂᖅᑐᓂ ᐃᖅᑲᖅᓴᐊᖅᑲᖅᐸᑦᑕᖏᓐᓄᑦ. ᑭᓯᐊᓂ, ᐊᑯᑦᑐᓂᖅᓴᐅᑯᑦᒥᔪᑦ ᑕᖅᑭᑦ ᐱᖓᓲᔪᖅᑐᑦ ᐅᖓᑖᓄᑦ ᐃᓚᖏᖕᓂ ᐊᓂᒍᖅᐸᓪᓕᐊᑎᓪᓗᒍ ᐅᑭᐅᖓᖕᓂ 3 ᐊᒻᒪᓗ ᑕᐃᒪᐃᒃᑲᖕᓂᖅᑐᓂ ᐅᑭᐅᖅ ᓇᐸᖓᓄᑦ ᐅᑭᐅᒥ 4 ᐊᒻᒪᓗ ᑕᖅᑭᑦ ᐃᓚᖏᖕᓂ ᐅᑭᐅᖓᑕ 1. ᐃᖅᑲᐅᒪᔭᐅᔪᓂ ᑕᒻᒪᖅᓯᒪᐅᖅᑐᖅᑲᖕᓂᖅᓴᐅᒐᔭᖕᖑᐊᖅᑐᖅ ᑕᒪᒃᑯᓇᓂ ᑕᖅᑭᐅᔪᓂᒃ.

ᐅᖃᐅᓯᐅᔪᑦ ᒪᓕᒃᑐᑦ ᐃᖃᓗᐃᑦ ᐱᓪᓗᑦ ᐊᑎᑦᑎᖕᓂ ᓂᐅᕈᑎᖃᖅᑐᖅᑲᖅᐸᓚᐅᖅᑐᖅ ᐃᖃᓗᒥᓂᕐᓂᒃ ᖃᐅᔨᓴᕐᓂᖅᑲᖅᑎᓪᓗᒍ. ᑭᓯᐊᓂ, ᐅᓄᕐᓂᖅᓴᐃᑦ ᑕᒪᒃᑯᐊ ᐃᖃᓗᒃᑕᐅᔪᒥᓂᑦ ᐅᖃᐅᓯᐅᕙᓪᓚᐃᖕᓂᖏᑦᑐᑦ ᐳᓚᕋᖅᑎᒧᑦ ᐊᒻᒪᓗ ᐃᓱᒪᒋᔭᐅᓯᒪᓪᓗᑎᒃ ᖃᑦᑎᐅᓂᖏᑦ ᒥᑦᓴᐅᑕᐅᓯᒪᔪᖕᓂᖏᓐᒃ ᐊᖑᓇᓱᑦᑎᐅᔪᓄᑦ ᐊᑎᖃᖃᑕᐅᔪᓂᒃ. ᐅᖃᓕᒫᖅᐸᑦᑐᑦ ᐅᔾᔨᖅᑐᒋᐊᖃᖅᑐᑦ ᐊᑐᕐᓂᐊᕈᓂᒻᔪᒃ ᐊᓪᓚᑕᐅᓯᒪᔪᐃᑦ ᓄᐊᑕᐅᓯᒪᔪᑦ ᐅᑭᐅᖓᓐᓂ 1 ᖃᐅᔨᓴᕐᓂᐅᑉ ᑕᒪᒃᑭᑦ ᐅᓄᖅᓯᒋᐊᓲᖑᒻᒪᑕ ᑕᒻᒪᖅᓯᒪᐅᖅᑐᑦ ᓇᕝᕝᖅᑕᐅᔪᒥᓂᑦ ᐊᒻᒪ ᑭᐅᑯᖕᖏᑦᑐᑦ ᐃᓚᓕᐅᓇᔭᐅᖕᖏᓗᐊᕐᓂᖏᑦ ᑭᐅᑯᑦᑎᒋᓂᖏᑦ ᑲᑕᔾᔪᒥᔭᕐᖓᑕ.

ᓄᓇᓕᒻᒥ ᑭᐅᔾᔪᑎᑦ ᐊᒻᒪᓗ ᐊᓯᖏᑦ ᐊᓪᓚᑕᐅᓯᒪᔪᑦ:

1. **ᑐᒃᑐᐃᑦ:** ᑐᒃᑐᐃᑦ ᓇᕐᖅᑐᖅᑲᖏᑦᑐᒥᐅᑕᑦ
2. **ᐅᒥᖕᒪᐃᑦ:** ᐅᒥᖕᒪᒃᑕᐅᔪᒥᓂᖅ ᓴᓂᕋᔭᖕᒥᐅᒧᑦ ᐊᖑᓇᓱᒃᑎᒧᑦ ᕿᑎᕐᒥᐅᓄᑦ ᐊᐃᓯᒪᑎᓪᓗᒍ (C.F.).
3. **ᓇᓄᐃᑦ:** ᓈᓴᐅᑎᑦ ᑕᑯᔭᒃᓴᐅᔪᑦ ᒥᑦᓴᐅᓯᕈᑎᑐᐃᓐᓇᐅᖏᑦᑐᑦ ᑭᓯᐊᓂ ᓈᓴᖅᑕᐅᓯᒪᓪᓚᑖᖅᑐᑦ ᓄᓇᕗᑦ ᒐᕙᒪᒃᑯᑦ ᐃᑯᐱᕝᕕᓕᓇᔾᒃᑯᖏᓐᓄᑦ (DSD PB).
4. **ᑎᓇᒐᓂᐊᖅ:** ᐊᖑᓇᓱᒃᑎᑦ ᐅᖃᐅᓯᖃᓚᐅᖅᑐᑦ ᐊᓯᔾᔨᖅᓯᒪᓪᓗᖏᓐᓄᑦ ᒥᑭᒋᐊᕐᓂᐊ-ᕈᓯᐅᔭᓇᐊᓕᑦ ᑲᑕᕝᕝᓪᓕᕈᑕᐅᓚᐅᕐᓂᖏᓐᓂᒃ ᑎᓇᒐᓂᐊᑦ ᒥᑭᒋᐊᕐᓂᐊᖅᑕ-ᐅᕝᕝᓂᖏᓐᓂᒃ. ᐃᑯᐱᕝᕕᓕᓇᔾᒃᑯᑦ ᓇᕐᖅᑲᖏᑦ ᑕᑯᑎᑦᓯᓯᒪᔪᑦ 8ᓂᒃ ᑎᓇᒐᓂᐊᔭᓂᒃ

ᓂᐅᕕᕐᕕᐅᓚᐅᕐᓂᖏᓐᓂᒃ ᐊᖑᓇᓱᒃᑎᑦ ᓴᓂᕋᔭᖕᒥ 1999/2000ᒥ (ᐅᑭᐅᖓᓐᓂ 4) ᐊᒻᒪᓗ 243 ᓂᐅᕕᖅᑕᐅᓪᓗᑎᒃ 2000/2001 (ᐅᑭᐅᖓᓐᓂ 5) (ᖃᐅᔨᒪᑦ ᐃᑯᐊᕐᕕᓕᓇᔨᒃᑯᑦ ᓈᓴᐅᑎᖏᑦ ᒪᓕᒻᒪᑕ ᐱᒋᐊᕐᕕᖃᖅᑐᒥᒃ ᔪᓚᐃᒥᑦ ᔫᓂᒧᑦ, ᖃᐅᔨᓴᕐᓂᒧᓪᓗ ᐊᓪᓚᑕᐅᓯᒪᔪᐃᑦ ᒪᓕᒻᒪᑕ ᐱᒋᐊᕐᕕᒋᓪᓗᒍ ᔫᓂᒥᑦ ᒪᐃᒧᑦ) (DSD FB). ᑕᒪᓐ ᑕᑯᑎᑦᓯᔪᖅ 195 ᑎᓇᒐᓂᐊᖅᑕᐅᔪᒥᓂᑦ ᖃᑦᑎᐅᓂᖏᑦ ᐅᑭᐅᖓᓐᓂ ᐊᑦᑎᓗᐊᕋᓛᖅᑰᖅᑐᖅ.

5 **ᑑᒐᓕᑦ:** ᓴᓂᕋᔭᖕᒥᐅᑦ ᑰᑕᖃᓚᐅᖅᑐᑦ ᖁᓕᓂᒃ 10 ᐊᕐᕋᒍᑕᒦᑦ. ᑰᑕᖓ ᐊᑕᖏᖅᑕᐅᓴᐃᓐᓇᖏᒃᑲᓗᐊᖅᑎᓪᓗᒍ ᐅᑭᐅᑕᒦᑦ, ᐊᖑᓇᓱᒃᑐᓕᓇᔨᑦ ᑲᑎᒪᔨᖏᑦ ᐅᖃᖅᓯᒪᔪᑦ ᑕᒪᒃᑭᖅᑕᐅᓚᐅᖅᓯᒪᓂᖏᓐᓂᒃ ᐅᑭᐅᖓᓐᓂ 3 ᐊᒻᒪᓗ ᑑᒐᓕᖅᑕᐅᓂᕐᖅᑕᒥᓂᑦ 7 ᐅᑭᐅᒥ ᑕᐃᑲᓂ ᐊᑦᑎᓗᐊᖅᑰᖅᑐᓂ (C.F.). ᐃᒪᕐᒥᐅᑕᓕᓇᔨᒃᑯᓐᓄᑦ ᐊᓪᓚᑕᐅᓯᒪᔪᐃᑦ ᐅᑯᐊ ᓈᓴᐅᑎᑦ ᑑᒐᓕᖅᑕᒥᓂᕐᓄᑦ ᖃᐅᔨᒪᑦ ᐃᒪᕐᒥᐅᑕᓕᓇᔨᒃᑯᑦ ᓈᓴᐅᑎᖏᑦ ᒪᓕᒻᒪᑕ ᑮᓇᐅᔭᖅᑑᑎᒋᓐᑦᑕᒥᑕ ᐅᑭᐅᖏᓐᓂᒃ, ᐆᒪᔪᖅᑕᐅᓐᑦᑐᓂᓪᓕ ᐊᓪᓚᓯᒪᔪᖏᑦ ᒪᓕᖑᕐᒪᑕ ᐱᒋᐊᕐᕕᖃᖅᑐᑎᒃ ᔪᓂᒥᑦ ᒪᐃᒧᑦ) (DFO N/B):

96/97	97/98	98/99	99/00	00/01
1	2	10	0	1

6 **ᑲᖑᐃᑦ/ᓂᕐᓕᑦ:** ᐅᑭᐅᒥ 1 ᐊᖑᓇᓱᒃᑎᑦ ᐅᓄᖅᑐᑦ ᓇᓗᓇᐃᓇᓐᓂᖏᑦᑐᑦ ᓇᓕᐊᖑᔪᓐᓂᖏᓐᓂᒃ ᑕᒪᒃᑯᐊ ᑎᒻᒥᐊᑦ ᐱᔭᐅᓐᑦᑐᐃᑦ ᐅᓄᓗᐊᖅᑐᓂᒃ ᓇᓗᓇᐃᖅᓯᓯᒪᓐᖏᑭᑕᐅᓕᖅᑐᓂ ᓇᓕᐊᖑᓂᖏᓐᓂᒃ ᐅᖃᐅᓯᐅᔪᐃᑦ. ᐅᓄᕐᓂᖅᓴᐃᑦ ᑕᒪᒃᑯᐊ ᑲᖑᔫᔪᑦᓴᐅᓐᓂᖅᐳᑦ. (C.F.).

7 **ᒪᓐᓂᑦ:** ᐅᑭᐅᒥ 1, ᐊᖑᓇᓱᑦᑎᑦ ᐊᐱᓇᔭᐅᓐᓂᖏᑦᑐᑦ ᓇᓗᓇᐃᓇᕐᑯᔭᐅᓪᓗᑎᒃ ᓇᓕᐊᖑᖅᑲᑦᑕᓇᐊᒃᓴᖏᓐᓂᒃ ᒪᓐᓂᑕᖅᑕᒥᓂᕐᓂ ᐅᖃᐅᓯᐅᓐᑦᑐᑦ ᐊᑕᐅᑦᓯᒧᖅᑕᐅ-ᑐᐃᓐᓇᓕᖅᑐᑎᒃ. *ᓂᕐᓕᑦ/ᑲᖑᐃᑦ ᒪᓐᓂᖏᑦ:* ᑲᖑᐃᑦ ᒪᓐᓂᖏᑦ ᐊᑐᐃᓐᓇᐅᓛᖑᔪᑦ ᒪᓐᓂᑕᖅᑕᐅᓐᑦᑐᓂᒃ ᖃᓂᒋᔭᖓᓂ, ᐃᓚᖏᑦ ᒪᓐᓂᑕᖅᑕᐅᓐᒃᑲᓗᐊᖅᑐᑎᒃ ᓂᕐᓕᑦ ᐅᓗᐊᒍᓪᓕ ᐊᒻᒪᓗ ᓂᕐᓕᕐᓇᐃᑦ. ᖃᑦᑎᐅᓂᖏᑦ ᑕᒪᒃᑯᐊᓕᒫᑦ ᒪᓐᓂᑕᖅᑕᐅᓐᑦᑐᑦ ᐊᑦᑎᓗᐊᕋᓛᖅᑰᔨᔪᑦ. *ᒥᑎᑦ ᒪᓐᓂᖏᑦ:* ᑕᒪᒃᑭᒃ ᕿᖓᓕᑦ ᒥᑎᓪᓗ ᒪᓐᓂᖏᑦ ᐱᔭᐅᓐᑦᒃᑲᓗᐊᖅᑎᓪᓗᒋᑦ, ᕿᖓᓕᑦ ᒪᓐᓂᖏᑦ ᐊᑐᐃᓐᓇᐅᓂᖅᓴᐅᓂᖏᓐᓄᑦ ᐊᒥᓱᒃᑲᓪᓚᐅᓪᓗᑎᒃ ᐱᔭᐅᓐᑦᑐᑦ. *ᐃᒥᖅᑯᑕᐃᓚᐃᑦ ᒪᓐᓂᖏᑦ:* ᐱᔭᐅᓐᑦᑐᑦ ᖃᑦᑎᐅᓂᖏᑦ ᓈᒻᒪᑦᑑᔭᖅᑐᑦ ᐅᑭᐅᒥ 4 ᑭᓯᐊᓂ ᐊᑦᑎᓗᐊᕐᕌᖅᑐᓂ ᐅᑭᐅᓂ ᐊᓯᖏᓐᓂᒃ. *ᐱᑦᓯᐅᓛᑦ ᒪᓐᓂᖏᑦ:* ᒪᓐᓂᖏᑦ ᐱᔭᐅᑦᓴᐃᓐᓇᑦᑐᑦ ᐊᕐᕋᒍᑕᒦᑦ. ᒪᓐᓂᑕᖅᑕᐅᓐᒥᔪᓂ ᐅᖃᐅᓯᐅᓯᒪᒥᔪᑦ ᐊᒡᒋᐊᕐᔪᐃᑦ ᐊᒻᒪᓗ ᖃᖅᓴᐅᑦ ᒪᓐᓂᖏᑦ ᐱᔭᐅᓐᑦᒪᒥᔪᑦ ᓄᓇᓕᐅᑉ ᖃᓂᒋᔭᖓᓂ (C.F.).

8 **ᐃᖃᓗᐃᑦ:** ᓂᐅᕈᑎᒃᓴᓄᑦ ᑰᑕᖃᓚᐅᖅᑐᖅ 25,000ᓂᒃ ᐅᕐᒍᒪᐃᓐᓂᖃᖅᑐᓂᒃ ᑕᓯᕐᒍᑎᖓᓂ ᖃᐅᔨᓴᓐᓂᖃᖅᑎᓪᓗᒍ (DFO F). ᐃᓗᓐᓇᖓ ᑰᑕᓕᐊᖑᓯᒪᔪᑉ ᑎᑭᑕᐅᓐᑕᓚᐅᓐᖏᒐᓗᐊᖅᑎᓪᓗᒍ ᐊᖑᓇᓱᑦᑎᑦ ᐃᓱᒪᖃᓚᐅᖅᑐᑦ ᐃᖃᓗᒃᑕᐅᓐᑦᑐᐃᑦ ᓂᐅᕈᑎᑦᓴᐅᓂᐊᕐᓗᑎᒃ ᐱᖃᓯᐅᑎᓴᐅᓯᒪᖏᓐᓂᖏᓐᓂᒃ ᐃᖃᓗᒃᑕᐅᓐᑦᑐᓄᒃ ᖃᑦᑎᐅᓂᖏᓐᓄᑦ ᐅᑭᐅᖑᔪᓂ ᑕᒪᐃᓐᓂᒃᓴᒃ ᖃᐅᔨᓴᓐᓂᖃᖅᑎᓪᓗᒍ (ᐅᑭᐅᒥ 1 ᖃᑦᑎᐅᓂᖏᑦ ᐱᖃᓯᐅᑎᓯᒪᓐᑦᓚᐃᓪᓗᑎᒃ ᓂᐅᕈᑎᑦᓴᓕᐊᖑᓐᑦᑐᒥᓂᕐᓂᒃ). ᑭᓯᐊᓂ, ᑕᒪᒃᑯᐊ ᓈᓴᐅᑎᑦ ᑕᑯᑎᑦᓯᑦᑎᐊᖅᑰᖅᑐᑦ ᐃᖃᓗᒃᑕᐅᓐᑦᑐᓂᒃ ᓂᑭᒃᓴᒧᑦ ᐊᖑᓇᓱᑦᑎᑦ ᐃᓚᓐᓇᓇᔭᒥᑕᓗ (C.F.).

9 **ᑑᒐᐃᑦ:** ᑑᒃᑭᐊᒐᔪᓐᓂᖅᓴᐅᓐᑦᑐᑦ ᓱᕈᓯᑦ, ᑭᓯᐊᓂ ᐊᓪᓚᑕᐅᒐᔪᒐᑎᒃ; ᓈᓴᖅᑕᐅᖃᑦᑕᓇᐊᖃᓂᖅᑑᒐᓗᐊᑦ ᐊᖏᔪᖅᑲᒥᑕ ᑑᒪᔪᖅᐸᑦᑕᒥᓂᕐᒥᓄᑦ. ᑑᒐᖅᑕᐅᔪᑦ ᖃᑦᑎᐅᓂᖏᑦ ᐅᑭᐅᖓᓐᓂ 1ᒥᑦ 3ᒧᑦ ᐊᑦᑎᓗᐊᖅᑰᔨᔪᖅ, ᐊᓯᖏᓐᓂ ᐅᑭᐅᓂ ᒥᑦᓴᐅᓯᒪᑦᑎᐊᖅᑰᖅᑐᑎᒃ (C.F.).

10 **ᐊᒻᒨᒪᔪᑦ ᐅᕕᓗᐃᑦ:** ᐱᔭᐅᓐᑦᓂᖏᑦ ᒪᓐᓂᐅᓴᑐᐃᓐᓇᖅᑐᖅ ᓱᓚᒥᒃ ᑎᒍᓚᒃᑕᐅᓲᖑᒻᒪᑕ ᓱᔭᔭᒥ ᐊᓄᕐᔪᐊᓚᐅᖅᑎᓪᓗᒍ ᓱᔭᔭᓯᑦᑐᓂ. ᑭᓯᐊᓂ, ᐅᖃᐅᓯᐅᓚᐅᕐᒥᔪᖅ ᓄᓇᓕᑦ ᐳᓚᕋᖅᑕᐅᑎᓪᓗᒋᑦ ᐅᓄᖅᑐᑦ ᐊᖑᓇᓱᒃᑎᑦ ᑐᓴᐅᒪᓚᐅᕐᓂᖏᒻᒪᑕ ᐅᖃᐅᓯᖃᖅᑐᑦᓴᐅᓂᖏᓐᓂᒃ ᑕᒪᒃᑯᓂᖓ ᑕᐃᒪᐃᓐᓂᖓᓄᑦ ᓈᓴᖅᑕᐅᓯᒪᓂᖏᑦ ᐊᑦᑎᓗᐊᑐᐃᓐᓇᕐᐊᖃᖅᑐᑦ (C.F.).

6.1.5 Nunani Iniktikhimayut Ukauhiit: Sanigayaq

Ihivgiukhimayut Iniktigutait:
Ihiviufaagutait ataani-ihivgiukhimayut nunani pulaakhimatitluni pihimayut ikitut Inuit umayukhiuktit titigaktauhimaitut Umayukhiukhimayut Ihivgiugutaani. Nunaiyakhimayut pingahuuyut inuinaungitut umayukhiuktit tuniyauhimayut umayukhiuktinik inminigutinik titigakhimaitut, tamamik ilaani umayukhiukpaktut. Ukakhimayut ilangani 5.2.1 ikpinagutait hamani ataani ihiviukhimayut pilaaktut ataani ihumagiyaini umayukhiukhimayut naunaiyautaini. Kihimi angitjutait ihimagiyait mikiyut ilaungitut umayukhiuktit naunaiyakhimamata 2%mik tamaat umayukhiuktunit (ikpatauyak 10).

Ihivgiukhimayut pihimayut ovalo kiuyuitut ihumagiyait:
Kiuhimayut naunaiyautait ilangini tatkikhiutit ukiumi 1mi ihivgiukhimayuni mikiyut Sanigayaqmi, katakhimaplutik ataanut 50%mik 7nit tatkikhiutinit 12nut. Ilangani ilaani tatkikhiutini, kiuhimayut naunaiyautait tamaat aipait ukiut angiyut (avataanut 90%mik). Takukhauyut ikpatauyami 9mi, pikataktut kiuyuitut naunaiyautait Sanigayaqmi piituk ovalo pingituk pilaaktunik kiuyuituk ihumagiyaini.

Kiuhimayut naunaiyautait ihumayut angiyut ovalo kiuyuitut mikiyut amigaitkiyaini tatkikhiutini ukiuni 2mit 5mut pigiagani nni piyut nakuuyumik ilaupkaihimayut uktugutini Nni umayukhiuktini. Taiguaktut nalungitukhat atuligumik katitikhimayut ukiumi 1mi ihivgiuktuni pilaamata tamamik uktugutit ihuinaagutikhainik ovalo kiuyuitut ihumagiyaini angiklilaaktuk kiuhimayut naunaiyautait katagaagata.

Atugutingit ihumagiyait ovalo kiuhimayut ihuinaagutait:
Tuhaktitihimayut nunani ukakatigivlugit ilangit umayut, ilaa, ugait ovalo ikaluvaluit ataanut tuhaktitihimayut. Titigatiakhimayut tunihimayut nunani ukagutaini ovalo aalat pihimayut katitikhimayuni ilangani hamani. Ilangani 5.4 pihimayut inikpiakhimayunik ukauhiinik haman ihumagiyainik.

Takuhimayut utiktihimayut ubluit ikpatauyani, ukiuni 2mi ovalo 5mi naitunik utiktihimayut ubluit amigaitut umayukhiukhimayut titigagutaini katitikhimayut iluani pingahut tatkikhiutini umayukhiukhimayunit, mikinikhaagulikhugu atugutait ihuinaagutait pigamik utiktitihimayut pihimaituni. Kihimi, utiktitihimayut ubluit takitkiyait, avataanut siksit tatkikhiutit ilangini, kinguani ikitkiyait tatkikhiutini ukiumi 3mi ovalo pikataktut hivuani kitkani ukiumi 4mi ovalo pihimayuni tatkikhiutit ukiumi 1mi. Utiktitihimayut ihuinaakhimayut hamani piyunakhimayut.

Titigakhimayut ukautaini mikhaanut ikaliviit hamani, kinauyaliuktut umayukhiuktuni ikalivinik ihivgiuktitlugit. Kihimi, pingitunakhiyut hapkoa umayukhiukhimayut tuhaktitauhimayut nunani havaktinut ovalo umayukhiukhimayut naunaiyautait ihumagiyauyut ilauyut hivulimi atuktakhaini umayukhiukhimayut Sanigayaqmi umayukhiuktinit.

Nunanit ukakhimayut ovalo aalat pihimayaini katitikhimayuni:

1. **Tuktut:** Tuktut umayukhiukhimayut nunanit tuktut.
2. **Umingmait:** Umingmak umayukhiutauhimayuk Sanigayaqmit umayukhiuktinit autlaakhimayuk Kitikmeonut (C.F.).
3. **Nanuit:** Amigaitjutait takuhimayut naunaiyautaungitut kihimi pihimayut umayukhiukhimayut tunihimayait DSDkut (DSD PB).
4. **Tigiganiat:** Umayukhiuktit tuhaktitihimayut aalangugutait nanigiakhiuktut atugutait katakhimayut tigiganiat nanigiakhiutuni. DSDkut tuhaktitihimayut pihimayut 8nik tigiganianik niuviktauhimayut Sanigayaqnit umayukhiuktinit 1999/2000mi

(ukiumi 4mi) ovalo 243nik niuviktauhimayut 2000/2001mi (ukiumi 5mi) (nalungilutit DSDkut katitikhimayait atukhimayut umayukhiukhimayut ukiungit pihimavaktut Julymit Junemut, Umayukhiukhimayut Ihivgiuktut katitikhimayut pihimayut umayukhimayut ukiungit pihimayut Junemit Maymut) (DSD FB). Hamna tuhagutikhak pihimayut umayukhiukhimayut naunaiyautait ukiuni 5mi 195kuyut umayut mikiyunakhiyut.

5 **Tuugaat:** Kotangit Sanigayaqmi kuliuyut umayut ukiuk tamaat. Kihimi kotait tikiyuitut tamaat ukiuni, HTOkut katimayiit tuhaktitihimayut tikihimayut ukiumi 3mi ovalo umayukhiukhimayut naunaiyautait 7nik hamani ukiumi mikiyuk (C.F.). DFOkut tuhaktitihimayut hapkoa umayukhiukhimayut amigaitjutait tugaaliit kilalugait (nalungilutit DFOkut katitikhimayut atukpaktut atugutaini ukiuni, Umayukhiukhimayut ihivgiugutait katitikhimayut pihimayut umayukhiukhimayuni ukiuni pihimayut Junemit Maymut) DFO N/B):

96/97	97/98	98/99	99/00	00/01
1	2	10	0	1

6 **Uluaguliit:** Ukiumi 1mi amigaitut umayukhiuktit naunaiyakhimaitait umayut uluaguliit umayukhiukhimayainik, pipkaihimayut angiyumik amigaitjutait naunaiyakhimaitut uluaguliit tuhaktitihimayut. Amigaitkiyait hapkoa uluaguliit kanguuyunakhiyut (C.F.).

7 **Maniit:** Ukiumi 1mi, umayukhiuktit apigiyaungitut naunaiyalugit umayut maniit katitikhimayait, pipkakhimayait tamamik maniit tuhaktitihimayut atauhimi ilauyunut. *Uluaguliit maniit:* Kanguit maniit amigaitkiyauyut maniit katitikhimayut hamani nunami, kihimi ilangit uluaguliit ovalo nikliniit maniit katititauvaktut Umayukhiukhimayut naunaiyautait uluaguliit maniit mikiyut. *Tingmiat maniit:* Ilaa, tamamik kingaliit ovalo mitiit maniit katitikpaktut kingaliit maniit amigaitkiyauyut katitikpaktut angitkiyaani. *Ihungait maniit:* Katitikhimayut naunaiyautait naamaktut ukiumi 4mi mikiyut aipainit ukiunit. *Black guillemot maniit:* Hapkoa maniit katitikpaktut ukiuk tamaat. Ilagitlu umayu maniit tuhaktitivaktut aahangiit ovalo maligiit maniit katitiktauvaktut haniani nunat (C.F.).

8 **Ikaliviit:** Kinauyaliuktuni kotakakhimayuk 25,000 paunik ikaliviknik Hallmi tahiani ihivgiuktitlugit (DFO F). Tamaat kotat umayuktaungituk, umayukhiuktit ihumayut ikaluit pihimayut kinauyaliugutini mikhaanut ilaungitut umayukhiukhimayut naunaiyautaini amigaituni ukiuni ihivgiuktitlugit (ukiumi 1mi naunaiyautit pihimayunakhiyut ilangit kinauyaliukhimayut umayukhiukhimayuni). Kihimi hapkoa amigaitjutait nakuuyut naunaiyautait ikaluit pivaktut inminik atuktakhainik umayukhiuktinit ovalo ilakatiminutlu (C.F.).

9 **Ugat:** Ugat umayukhiukhimayut nutakanit, kihimi titigakhimaitut, naunaiyakhimayukhauyuugaluit angayukaaganit umayukhiugutaini. Umayukhiukhimayut naunaiyautait ukiuni 1mit 3mut mikiyut, kihimi naunaiyautait aipaini ukiuni naamaktut (C.F.).

10 **Uviluit/Uviluvaluit:** Umayukhiukhimayut pivaktut angitiagiagaagat katitikpanmata hinaanit anokhiyuagaagat ovalo malikyuagaagat. Kihimi tuhaktitihimayut nunani pulaakhimatitlugu amigaitut umayukhiuktit naluyut tuhaktitilugit hapkoa umayut pihimayut umayukhiukhimayut naunaiyautait mikiyut (C.F.).

TABLE/ᓇᓗᓇᐃᔭᐅᑦ/NAUNAIKUTA 127

Monthly harvest estimates
ᑕᕿᑕᒫᑦ ᐊᖑᔭᓄᑦ ᓇᓚᐅᑦᓵᕈᑏᑦ
Tatkiktamat nahaktauvaktun

Year 1 (June 1996 - May 1997)
ᐊᒡᕋᒍ 1 (ᔫᓂ 1996 - ᒪᐃ 1997)
Ukiunga 1 (June 1996 - May 1997)

Month/ᑕᕿᖓ/Tatkia			JUN ᔫᓂ	JUL ᔪᓚᐃ	AUG ᐊᐅᒡᒍᑎ	SEP ᓱᑎᒡᐱᕆ	OCT ᐅᑦᑐᐱᕆ	NOV ᓄᕕᒡᐱᕆ	DEC ᑏᓯᒡᐱᕆ	JAN ᒣᓐᓄᐊᕆ	FEB ᕕᕝᕗᐊᕆ	MAR ᒫᔪ	APR ᐃᑦᓇᓕ	MAY ᒪᐃ	Total ᑲᑎᑦᑐᒋᑦ Tamakiklugin ± 95% CI
Species	**ᐆᒪᔪᑦ**	**Umajuin**													
Caribou	ᑐᒃᑐᐃᑦ	Tuktut	140	13	269	181	186	136	230	197	149	171	138	106	1,916 ± 138
Polar bear‡	ᓇᓄᐃᑦ‡	Nanuit‡			1		2	6	1				12		
Wolf	ᐊᒪᕈᐃᑦ	Amagut									2		11		13 ± 3
Arctic fox	ᑎᓇᒐᓐᓂᐊᑦ	Tigiganiat						36	85	21	23	74	9		248 ± 49
Arctic hare	ᐅᑲᓖᑦ	Ukalik	5			13	9	1			1	21	25	5	80 ± 14
Arctic ground squirrel	ᓱᒃᓱᑦ	Hikhik												3	3 ± 2
Ringed seal	ᓇᑦᓱᑦ	Natiinat	712	158	190	229	169	111	12	40	81	119	190	127	2,138 ± 186
Bearded seal	ᐅᒡᔪᐃᑦ	Ukyuk		8	27	18	7	1		6	6	3	1		77 ± 16
Harp seal	ᖃᐃᕈᓖᑦ	Qairulik				7									7 ± 3
Walrus	ᐊᐃᓈᑦ	Akvik		73	30	35	12		3		4	1	1		159 ± 28
Narwhal	ᑑᒫᓖᑦ ᕿᓚᓗᒐᑦ	Tuugaak			2										2 ± 3
Beluga	ᖃᑯᑦᑕᑦ ᕿᓚᓗᒐᑦ	Kilalugak			2	4	8								14 ± 6
Snow goose	ᑲᖑᐃᑦ	Kanguq	297	53	18	15								2	385 ± 117
Canada goose	ᓂᑦᓖᑦ	Nikliknik	41	3		1									45 ± 25
Pintail	ᕐᒻᒧᐊᔫᑦ	Arnaviaq	3	1											4 ± 4
Eider duck	ᒥᑏᑦ	Kingalik	215	17		22	5	3							262 ± 96
Tundra swan	ᖁᒡᔪᐃᑦ	Kukyuk			2										2 ± 3
Ptarmigan	ᐊᕿᒡᒋᑦ	Akilgik	44			4	205	304	38	16	19	37	34	76	777 ± 161
Arctic char	ᐃᖃᓗᒃᐲᑦ	Ikaliviit	1,453	1,077	1,253	272	1,004	683	456	524	1,130	767	517	1,179	10,315 ± 1,138
Lake trout	ᐃᓱᕋᐃᑦ	Ikalukpik			2		5	3						15	25 ± 10
Clams	ᐊᒻᒧᒪᔪᑦ	Uviluq				114									114 ± 116

‡ Polar bear data supplied by DSD.

‡ ᓇᓄᑦᓄᑦ ᑎᑎᕋᑦᑕᒪᔪᑦ ᑐᓂᒃᑯᑦ ᐅᑯᐊ ᐃᑯᐱᑦᕕᓕᕆᔨᑦ.

‡ Nanuin nahagaumajut pijauhimajut Ikupiktulikijinik.

TABLE/ᓇᓗᓇᐃᔭᐅᑦ/NAUNAIKUTA 128

Monthly hunter response — **Year 1 (June 1996 - May 1997)**

ᑕᕿᑖᒪᑦ ᐊᖑᓇᓱᒃᑏᑦ ᑭᐅᓂᖏᑦ — **ᐊᒻᕐᒍ 1 (ᔫᓂ 1996 - ᒪᐃ 1997)**

Tatkiktaman pijauhimajut angunahuktinun — **Ukiunga 1 (June 1996 - May 1997)**

Month/ᑕᕿᖓ/Tatkia			JUN ᔫᓂ	JUL ᔪᓚᐃ	AUG ᐊᐅᒻᒍᑎ	SEP ᓱᑎᒻᐱᓇ	OCT ᐅᑦᑐᐱᓇ	NOV ᓄᓇᒻᐱᓇ	DEC ᑏᓯᒻᐱᓇ	JAN ᒎᓐᓄᐊᓇ	FEB ᓈᕝᐅᐊᓇ	MAR ᒪᕐᓯ	APR ᐃᑦᓇᓕ	MAY ᒪᐃ	Total ᑲᑎᑦᑐᒋᑦ Tamakiklugin
Hunter Response Categories	**ᐊᖑᓇᓱᒃᑏᑦ ᑭᐅᓂᖏᑦ ᐊᒻᒍᕐᓯᒪᓂᖏᑦ**	**Angunahukpaktun Kiujait**													
Monthly hunter list	ᑕᕿᑖᒪᑦ ᐊᖑᓇᓱᒃᑏᑦ	Tatkitaman angunahuktut titigait	162	161	168	169	179	179	198	201	201	202	204	207	212*
Hunters interviewed	ᐊᖑᓇᓱᒃᑏᑦ ᐊᐱᕐᓱᕐᑕᑦ	Angunahuktin apikhuktan	65	94	79	133	136	138	163	193	192	189	191	186	204*
Harvested	ᐊᖑᓇᓱᒃᑐᒥᓃᑦ	Angujaujut	58	51	52	53	58	54	51	62	63	78	84	93	167*
Response Rate (%)	ᑭᐅᔪᑦ ᖃᑦᓱᐅᓂᖏᑦ (%)	Kiujut (%)	40	58	47	79	76	77	82	96	96	94	94	90	77**

* Hunters registered/interviewed/harvested at least once during the year.
** Mean monthly response rate.

* ᐊᖑᓇᓱᒃᑏᑦ ᐊᑎᓕᐅᕐᑕᐅᒪᔪᑦ/ᐊᐱᕐᓱᕐᑕᑦ/ᐊᖑᓇᓱᒃᑐᒥᓃᑦ ᐊᑕᐅᓯᐊᕐᓗᐊᕐᑐᑎᒃ ᐊᒻᕐᒍᒥ.
** ᐊᔾᔨᒌᓕᕐᑎᓯᒪᔪᑦ ᑕᕿᑖᒪᑦ ᑭᐅᔪᑦ.

* Angunahuktin atiliukhimajut/apikhiktaunikut/anguhimajut talvani ukiumi.
** Talvani angunahuknami kiujutaumajut.

6.1.6

TABLE/ᓇᓗᓇᐃᔭᐅᑦ/NAUNAIKUTA 129

Recall period between harvest and interview, expressed as % of total harvest records — **Year 1 (June 1996 - May 1997)**

ᐅᑎᕐᕕᐅᔪᑦ ᐊᑯᕐᖓᓂ ᐊᖑᓇᓱᒃᓂᖓᑕ ᐊᒻᒪᓗ ᐊᐱᕐᓱᕐᑕᐅᓂᖓᑕ, ᓇᓗᓇᐃᕐᑕᑦ ᐃᒫᒃ % ᑲᑎᑦᑐᒋᑦ ᐊᖑᓇᓱᒃᑕᑦ ᑎᑎᕐᕐᑕᐅᒪᔪᑦ — **ᐊᒻᕐᒍ 1 (ᔫᓂ 1996 - ᒪᐃ 1997)**

Itkaumajaujut angunahuktunun apihijauvaktunutlu, kanuk amigaitiginit tamakiklugin angujauhimajut — **Ukiunga 1 (June 1996 - May 1997)**

Month/ᑕᕿᖓ/Tatkia			JUN ᔫᓂ	JUL ᔪᓚᐃ	AUG ᐊᐅᒻᒍᑎ	SEP ᓱᑎᒻᐱᓇ	OCT ᐅᑦᑐᐱᓇ	NOV ᓄᓇᒻᐱᓇ	DEC ᑏᓯᒻᐱᓇ	JAN ᒎᓐᓄᐊᓇ	FEB ᓈᕝᐅᐊᓇ	MAR ᒪᕐᓯ	APR ᐃᑦᓇᓕ	MAY ᒪᐃ	Total ᑲᑎᑦᑐᒋᑦ Tamakiklugin
Recall Period	**ᐅᑎᕐᕕᐅᔪᑦ**	**Pigiakvia**													
≤ 3 months	≤ 3 ᑕᕿᑦ	≤ tatkin pingahut	99	100	100	100	100	100	94	100	100	100	100	100	99
4-6 months	4-6 ᑕᕿᑦ	tatkin hitaman 6nut	0	0	0	0	0	0	0	0	0	0	0	0	0
> 6 months	> 6 ᑕᕿᑦ	> 6 tatkin	1	0	0	0	0	0	6	0	0	0	0	0	1

TABLE/ᓇᓗᓇᐃᔭᐅᑦ/NAUNAIKUTA 130

Number of hunters harvesting each species — **Year 1 (June 1996 - May 1997)**

ᖃᑦᓯᐅᓂᖏᑦ ᐊᖑᓇᓱᒃᑏᑦ ᐊᖑᓇᓱᒃᐸᑦᑐᑦ ᐊᑐᓂᒃ ᐆᒪᔪᕐᓂᒃ — **ᐊᒡᕐᒍ 1 (ᔫᓂ 1996 - ᒪᐃ 1997)**

Amigaitiginigin angunahukpaktun anguvaktaitlu kanugitugiagin — **Ukiunga 1 (June 1996 - May 1997)**

Month/ᑕᕝᕙᖓ/Tatkia			JUN ᔫᓂ	JUL ᔪᓚᐃ	AUG ᐊᐅᒡᒍᑎ	SEP ᓱᑎᒡᐱᕆ	OCT ᐅᑦᑐᕆ	NOV ᓄᕕᒡᐱᕆ	DEC ᑏᓯᒡᐱᕆ	JAN ᒎᓐᓄᐊᕆ	FEB ᕖᕝᕗᐊᕆ	MAR ᒪᑦᓯ	APR ᐃᑦᕆᓕ	MAY ᒪᐃ	Total ᑲᑎᑦᑐᑦ Tamakiklugin
Species	**ᐆᒪᔪᑦ**	**Umajuin**													
Caribou	ᑐᒃᑐᐃᑦ	Tuktut	16	5	33	23	17	19	39	48	43	42	43	29	121
Polar bear#	ᓇᓄᐃᑦ#	Nanuit#	n/d	n/d	n/d	n/d	n/d	n/d	n/d	n/d	n/d	n/d	n/d	n/d	n/d
Wolf	ᐊᒪᕈᐃᑦ	Amagut									1		5		5
Arctic fox	ᑎᓇᒐᓐᓂᐊᑦ	Tigiganiat						6	6	5	5	7	3		16
Arctic hare	ᐅᑲᓖᑦ	Ukalik	1			3	3	1			1	9	12	2	27
Arctic ground squirrel	ᓱᒃᓱᑦ	Hikhik												1	1
Ringed seal	ᓇᑦᓱᑦ	Natiinat	47	22	28	38	33	24	6	16	26	38	50	29	121
Bearded seal	ᐅᒡᔪᐃᑦ	Ukyuk		5	9	11	5	1		5	6	3	1		33
Harp seal	ᖃᐃᕈᓖᑦ	Qairulik				4									4
Walrus	ᐊᐃᓈᑦ	Akvik		23	9	13	6		3		4	1	1		42
Narwhal	ᑑᒫᓖᑦ ᕿᓚᓗᒐᑦ	Tuugaak			1										1
Beluga	ᖃᑯᑦᑕᑦ ᕿᓚᓗᒐᑦ	Kilalugak			1	2	4								6
Snow goose	ᑲᖑᐃᑦ	Kanguq	22	5	3	4								1	28
Canada goose	ᓂᕐᓖᑦ	Nikliknik	8	1		1									9
Pintail	ᕐᓂᒧᐊᔫᑦ	Arnaviaq	1	1											2
Eider duck	ᒥᑏᑦ	Kingalik	16	2		4	1	1							23
Tundra swan	ᕐᓂᔪᐃᑦ	Kukyuk			1										1
Ptarmigan	ᐊᕿᒐᕆᑦ	Akilgik	5			1	15	16	7	5	5	7	10	17	49
Arctic char	ᐃᖃᓗᒃᐱᑦ	Ikaliviit	20	19	21	8	29	20	12	9	14	16	13	63	123
Lake trout	ᐃᓱᕐᕋᐃᑦ	Ikalukpik			1		1	1						3	5
Clams	ᐊᒡᒧᒪᔪᑦ	Uviluq				1									1

‡‡ No data are available corresponding to the harvest numbers shown in the harvest estimates table which were provided by DSD.

‡‡ ᑎᑎᕋᓯᒪᔪᓂᒃ ᐱᑕᖃᖅᑕᕐᖃ ᐱᔾᔪᑎᓕᓐᓂᒃ ᐊᖑᔭᑦ ᖃᑦᓯᐅᓂᖏᓐᓄᑦ ᐊᓚᒃᑲᒪᔪᓄᑦ ᐊᖑᔭᓄᑦ ᓇᓚᐅᑦᓴᕈᑎᓂ ᑐᓂᒃᑭᖏᓐᓂ ᐃᑯᐱᕐᐃᓕᓇᕆᑦ.

‡‡ Nahagauhimaitut titigakhimajunik pitman kanuk angujaukatakhimajunik kanukitunit pijaumajut ikupiktulikijinik.

TABLE/ᓇᓗᓇᐃᔭᐅᑦ/NAUNAIKUTA 131

Monthly harvest estimates
ᑕᕿᑕᒫᑦ ᐊᖑᔭᓄᑦ ᓇᓚᐅᑦᓵᕈᑏᑦ
Tatkiktamat nahaktauvaktun

Year 2 (June 1997 - May 1998)
ᐊᒡᕋᒍ 2 (ᔫᓂ 1997 - ᒪᐃ 1998)
Ukiunga 2 (June 1997 - May 1998)

Month/ᑕᕿᖓ/Tatkia			JUN ᔫᓂ	JUL ᔪᓚᐃ	AUG ᐊᐅᒡᒍᑎ	SEP ᓱᑎᒡᐱᕆ	OCT ᐅᑦᑐᐱᕆ	NOV ᓄᓇᒡᐱᕆ	DEC ᑏᓯᒡᐱᕆ	JAN ᒣᓐᓄᐊᕆ	FEB ᓈᕝᕗᐊᕆ	MAR ᒫᔪ	APR ᐃᑦᓇᓕ	MAY ᒪᐃ	Total ᑲᑎᑦᑐᒋᑦ Tamakiklugin ± 95% CI
Species	**ᐆᒪᔪᑦ**	**Umajuin**													
Caribou	ᑐᒃᑐᐃᑦ	Tuktut	59	35	306	117	68	221	96	128	131	108	134	83	1,486 ± 54
Polar bear‡	ᓇᓄᐃᑦ‡	Nanuit‡					3	3		9					
Wolf	ᐊᒪᕈᐃᑦ	Amagut				1								4	5 ± 2
Arctic fox	ᑎᓇᒐᓐᓂᐊᑦ	Tigiganiat					5	85	105	36	29	4	2		266 ± 35
Arctic hare	ᐅᑲᓖᑦ	Ukalik				2		1		3			6		12 ± 3
Ringed seal	ᓇᑦᓱᑦ	Natiinat	325	101	127	156	218	80	71	103	128	175	184	122	1,790 ± 54
Bearded seal	ᐅᒡᔪᐃᑦ	Ukyuk	2	15	13	23	7			6	1	1			68 ± 7
Harp seal	ᖃᐃᕈᓖᑦ	Qairulik			2		1								3 ± 1
Walrus	ᐊᐃᕕᑦ	Akvik	5	84	4	22	12		1	1	4	4		2	139 ± 10
Beluga	ᖃᑯᑦᑕᑦ ᕿᓚᓗᒐᑦ	Kilalugak			3	7									10 ± 3
Snow goose	ᑲᖑᐃᑦ	Kanguq	134	34	99	2								6	275 ± 32
Canada goose	ᓂᑦᓖᑦ	Nikliknik	29		3										32 ± 12
Old squaw	ᐊᒃᑭᐊᑦᔪᐃᑦ	Aahangik	1												1 ± 1
Eider duck	ᒥᑏᑦ	Kingalik	62	7		3								1	73 ± 13
Tundra swan	ᖁᒡᔪᐃᑦ	Kukyuk				2									2 ± 1
Ptarmigan	ᐊᕿᒐᑦ	Akilgik	46	4	1	2	6	11	11	1		10	10	92	194 ± 28
Goose eggs	ᑲᖑᐃᑦ ᒪᓐᓂᖏᑦ	Uluaguliit manniit	2,257												2,257 ± 241
Duck eggs	ᒥᑏᑦ ᒪᓐᓂᖏᑦ	Tinmiat manniit	206	251											457 ± 118
Arctic tern eggs	ᐃᒥᖅᑯᑕᐃᓚᐃᑦ ᒪᓐᓂᖏᑦ	Emitkutailat manniit	591	47											638 ± 138
Seagull eggs	ᓇᐃᔭᐃᑦ ᒪᓐᓂᖏᑦ	Nauyat manniit	3												3 ± 2
Arctic char	ᐃᖃᓗᒃᐲᑦ	Ikaliviit	2,543	1,490	1,740	234	1,079	756	1,065	570	290	758	1,714	926	13,165 ± 577
Lake trout	ᐃᓱᕋᐃᑦ	Ikalukpik					18							13	31 ± 8

‡ Polar bear data supplied by DSD.

‡ ᓇᓄᑦᓄᑦ ᑎᑎᕋᑦᑕᒪᔪᑦ ᑐᓂᔭᖏᑦ ᐅᑯᐊ ᐃᑯᐱᕐᕕᓕᕆᔨᑦ.

‡ Nanuin nahagaumajut pijauhimajut Ikupiktulikijinik.

TABLE/ᓇᓗᓇᐃᔭᐅᑦ/NAUNAIKUTA 132

Monthly hunter response — **Year 2 (June 1997 - May 1998)**

ᑕᕿᑕᒫᑦ ᐊᖑᓇᓱᒃᑏᑦ ᑭᐅᓂᖏᑦ — **ᐊᒡᕐᒍ 2 (ᔫᓂ 1997 - ᒪᐃ 1998)**

Tatkiktaman pijauhimajut angunahuktinun — **Ukiunga 2 (June 1997 - May 1998)**

Month/ᑕᕿᖓ/Tatkia			JUN ᔫᓂ	JUL ᔪᓚᐃ	AUG ᐊᐅᒡᒍᑎ	SEP ᓱᑎᒡᐱᓇ	OCT ᐅᑦᑐᐱᓇ	NOV ᓄᓇᒡᐱᓇ	DEC ᑏᓯᒡᐱᓇ	JAN ᒎᓐᓄᐊᓇ	FEB ᓈᕝᕗᐊᓇ	MAR ᒪᕐᓯ	APR ᐃᑦᓇᓕ	MAY ᒪᐃ	Total ᑲᑎᑦᑐᑦ Tamakiklugin
Hunter Response Categories	**ᐊᖑᓇᓱᒃᑏᑦ ᑭᐅᓂᖏᑦ ᐊᒡᒍᑦᓯᒪᓂᖏᑦ**	**Angunahukpaktun Kiujait**													
Monthly hunter list	ᑕᕿᑕᒫᑦ ᐊᖑᓇᓱᒃᑏᑦ	Tatkitaman angunahuktut titigait	214	216	218	216	213	214	215	216	224	225	224	224	233*
Hunters interviewed	ᐊᖑᓇᓱᒃᑏᑦ ᐊᐱᑦᓱᑦᑕᑦ	Angunahuktin apikhuktan	196	200	198	196	201	202	200	201	201	214	211	208	221*
Harvested	ᐊᖑᓇᓱᒃᑐᒥᓃᑦ	Angujaujut	110	83	94	72	67	57	43	48	56	55	59	82	174*
Response Rate (%)	ᑭᐅᔪᑦ ᖃᑦᓱᐅᓂᖏᑦ (%)	Kiujut (%)	92	93	91	91	94	94	93	93	90	95	94	93	93**

* Hunters registered/interviewed/harvested at least once during the year.
** Mean monthly response rate.

* ᐊᖑᓇᓱᒃᑏᑦ ᐊᑎᓕᐅᑦᑕᐅᒪᔪᑦ/ᐊᐱᑦᓱᑦᑕᑦ/ᐊᖑᓇᓱᒃᑐᒥᓃᑦ ᐊᑕᐅᓯᐊᕐᓗᑦᑐᑎᒃ ᐊᒡᕐᒍᒥ.
** ᐊᒃᐅᒌᓕᑎᓯᒪᔪᑦ ᑕᕿᑕᒫᑦ ᑭᐅᔪᑦ.

* Angunahuktin atiliukhimajut/apikhiktaunikut/anguhimajut talvani ukiumi.
** Talvani angunahuknami kiujutaumajut.

6.1.6

TABLE/ᓇᓗᓇᐃᔭᐅᑦ/NAUNAIKUTA 133

Recall period between harvest and interview, expressed as % of total harvest records — **Year 2 (June 1997 - May 1998)**

ᐅᑎᕐᕕᐅᔪᑦ ᐊᑯᕐᖓᓂ ᐊᖑᓇᓱᒍᓂᖓᑕ ᐊᒻᒪᓗ ᐊᐱᕐᓱᕐᑕᐅᓂᖓᑕ, ᓇᓗᓇᐃᕐᑕᑦ ᐃᒫᒃ % ᑲᑎᑦᑐᑦ ᐊᖑᓇᓱᒃᑕᑦ ᑎᑎᕐᑕᐅᒪᔪᑦ — **ᐊᒡᕐᒍ 2 (ᔫᓂ 1997 - ᒪᐃ 1998)**

Itkaumajaujut angunahuktunun apihijauvaktunutlu, kanuk amigaitiginit tamakiklugin angujauhimajut — **Ukiunga 2 (June 1997 - May 1998)**

Month/ᑕᕿᖓ/Tatkia			JUN ᔫᓂ	JUL ᔪᓚᐃ	AUG ᐊᐅᒡᒍᑎ	SEP ᓱᑎᒡᐱᓇ	OCT ᐅᑦᑐᐱᓇ	NOV ᓄᓇᒡᐱᓇ	DEC ᑏᓯᒡᐱᓇ	JAN ᒎᓐᓄᐊᓇ	FEB ᓈᕝᕗᐊᓇ	MAR ᒪᕐᓯ	APR ᐃᑦᓇᓕ	MAY ᒪᐃ	Total ᑲᑎᑦᑐᑦ Tamakiklugin
Recall Period	**ᐅᑎᕐᕕᐅᔪᑦ**	**Pigiakvia**													
≤ 3 months	≤ 3 ᑕᕿᑦ	≤ tatkin pingahut	100	100	100	100	95	97	94	100	98	100	100	100	99
4-6 months	4-6 ᑕᕿᑦ	tatkin hitaman 6nut	0	0	0	0	5	3	6	0	2	0	0	0	1
> 6 months	> 6 ᑕᕿᑦ	> 6 tatkin	0	0	0	0	0	0	0	0	0	0	0	0	0

TABLE/ᓇᓗᓇᐃᔭᐅᑦ/NAUNAIKUTA 134

Number of hunters harvesting each species — **Year 2 (June 1997 - May 1998)**

ᖃᑦᓯᐅᓂᖏᑦ ᐊᖑᓇᓱᒃᑏᑦ ᐊᖑᓇᓱᒃᐸᑦᑐᑦ ᐊᑐᓂᒃ ᐆᒪᔪᖅᓂᒃ — **ᐊᒡᕐᒍ 2 (ᔫᓂ 1997 - ᒪᐃ 1998)**

Amigaitiginigin angunahukpaktun anguvaktaitlu kanugitugiagin — **Ukiunga 2 (June 1997 - May 1998)**

Month/ᑕᕝᕙᖓ/Tatkia			JUN ᔫᓂ	JUL ᔪᓚᐃ	AUG ᐊᐅᒡᒍᑎ	SEP ᓱᑎᒡᐱᕆ	OCT ᐅᑦᑐᕆ	NOV ᓄᓇᒡᐱᕆ	DEC ᑏᓯᒡᐱᕆ	JAN ᒎᖕᓄᐊᕆ	FEB ᓈᕝᕗᐊᕆ	MAR ᒪᕐᓯ	APR ᐃᑦᕆᓕ	MAY ᒪᐃ	Total ᑲᑎᑦᑐᑦ Tamakiklugin
Species	**ᐆᒪᔪᑦ**	**Umajuin**													
Caribou	ᑐᒃᑐᐃᑦ	Tuktut	22	14	58	26	10	40	21	29	29	28	33	26	118
Polar bear#	ᓇᓄᐃᑦ#	Nanuit#	n/d	n/d	n/d	n/d	n/d	n/d	n/d	n/d	n/d	n/d	n/d	n/d	n/d
Wolf	ᐊᒪᕈᐃᑦ	Amagut				1								3	4
Arctic fox	ᑎᓇᒐᖕᓂᐊᑦ	Tigiganiat					1	9	9	7	6	3	1		26
Arctic hare	ᐅᑲᓖᑦ	Ukalik				2		1		2			3		7
Ringed seal	ᓇᑦᓱᑦ	Natiinat	65	33	43	47	51	23	18	24	31	40	38	36	133
Bearded seal	ᐅᒡᔪᐃᑦ	Ukyuk	2	9	8	13	5			6	1	1			35
Harp seal	ᖃᐃᕈᓖᑦ	Qairulik			2		1								3	
Walrus	ᐊᐃᓈᑦ	Akvik	3	45	3	15	8		1	1	4	3		2	56
Beluga	ᖃᑯᑦᑕᑦ ᕿᓚᓗᒐᑦ	Kilalugak			3	4									6
Snow goose	ᑲᖑᐃᑦ	Kanguq	25	3	12	2								2	39
Canada goose	ᓂᑦᓖᑦ	Nikliknik	6		2										8
Old squaw	ᐊᒋᐊᑦᔪᐃᑦ	Aahangik	1												1
Eider duck	ᒥᑏᑦ	Kingalik	13	1		1								1	16
Tundra swan	ᖁᒃᔪᐃᑦ	Kukyuk				1									1
Ptarmigan	ᐊᕿᒐᕐᑦ	Akilgik	3	3	1	1	2	5	4	1		1	4	13	25
Goose eggs	ᑲᖑᐃᑦ ᒪᖕᓂᖏᑦ	Uluaguliit manniit	39												39
Duck eggs	ᒥᑏᑦ ᒪᖕᓂᖏᑦ	Tinmiat manniit	6	3											9
Arctic tern eggs	ᐃᒥᖅᑯᑕᐃᓚᐃᑦ ᒪᖕᓂᖏᑦ	Emitkutailat manniit	19	2											21
Seagull eggs	ᓇᐃᔭᐃᑦ ᒪᖕᓂᖏᑦ	Nauyat manniit	1												1
Arctic char	ᐃᖃᓗᒃᐲᑦ	Ikaliviit	54	44	32	10	22	12	10	9	5	12	13	47	128
Lake trout	ᐃᓱᕋᐃᑦ	Ikalukpik					1							3	4

‡‡ No data are available corresponding to the harvest numbers shown in the harvest estimates table which were provided by DSD.

‡‡ ᑎᑎᕋᓯᒪᔪᓂᒃ ᐱᑕᖃᖕᖏᑦᑐᖅ ᐱᔾᔪᑎᓕᖕᓂᒃ ᐊᖑᔭᑦ ᖃᑦᓯᐅᓂᖏᖕᓄᑦ ᐊᓚᒃᑲᐅᒪᔪᓄᑦ ᐊᖑᔭᓄᑦ ᓇᓚᐅᑦᓴᕈᑎᓂ ᑐᓂᔭᖏᖕᓂ ᐃᑯᐱᕐᕕᓕᓇᔨᑦ.

‡‡ Nahagauhimaitut titigakhimajunik pitman kanuk angujaukatakhimajunik kanukitunit pijaumajut ikupiktulikijinik.

6.1.6

TABLE/ᓇᓗᓇᐃᔭᐅᑦ/NAUNAIKUTA 135

Monthly harvest estimates
ᑕᕿᑕᒫᑦ ᐊᖑᔭᓄᑦ ᓇᓚᐅᑦᓵᕈᑏᑦ
Tatkiktamat nahaktauvaktun

Year 3 (June 1998 - May 1999)
ᐊᒡᕋᒍ 3 (ᔫᓂ 1998 - ᒪᐃ 1999)
Ukiunga 3 (June 1998 - May 1999)

Month/ᑕᕿᖓ/Tatkia			JUN ᔫᓂ	JUL ᔪᓚᐃ	AUG ᐊᐅᒡᒍᑎ	SEP ᓱᑎᒡᐱᕆ	OCT ᐅᑦᑐᐱᕆ	NOV ᓄᕕᒡᐱᕆ	DEC ᑏᓯᒡᐱᕆ	JAN ᒃᓐᓄᐊᕆ	FEB ᕖᕝᕗᐊᕆ	MAR ᒫᔪ	APR ᐃᑦᓇᓕ	MAY ᒪᐃ	Total ᑲᑎᑦᑐᒋᑦ Tamakiklugin ± 95% CI
Species	**ᐆᒪᔪᑦ**	**Umajuin**													
Caribou	ᑐᒃᑐᐃᑦ	Tuktut	45	45	375	231	100	71	140	289	188	103	171	139	1,897 ± 53
Polar bear‡	ᓇᓄᐃᑦ‡	Nanuit‡				1		2		1	6				
Wolf	ᐊᒪᕈᐃᑦ	Amagut				2					3	1	2	10	18 ± 2
Arctic fox	ᑎᓇᒐᓐᓂᐊᑦ	Tigiganiat							7	8	3	14	7	1	40 ± 6
Wolverine	ᖃᑦᕕᑦ	Kalvik							1						1 ± 1
Arctic hare	ᐅᑲᓖᑦ	Ukalik	1		2		7	2			2	8	8	12	42 ± 7
Ringed seal	ᓇᑦᓱᑦ	Natiinat	490	108	110	85	137	99	42	50	106	129	91	91	1,538 ± 51
Bearded seal	ᐅᒡᔪᐃᑦ	Ukyuk		13	25	1	6	2	2	1	8	3	1	1	63 ± 4
Harp seal	ᖃᐃᕈᓖᑦ	Qairulik					2								2 ± 1
Walrus	ᐊᐃᕕᑦ	Akvik	1	77	8	4	5	2	3	2	5	12		2	121 ± 9
Narwhal	ᐳᑑᒐᓖᑦ ᕿᓚᓗᒐᑦ	Tuugaak		4	2	7	10								23 ± 3
Beluga	ᖃᑯᑦᑕᑦ ᕿᓚᓗᒐᑦ	Kilalugak		5	5	31									41 ± 5
Snow goose	ᑲᖑᐃᑦ	Kanguq	236	18	43	22								4	323 ± 33
Canada goose	ᓂᑦᓖᑦ	Nikliknik	2	2	6	4									14 ± 3
Old squaw	ᐊᒻᒋᐊᑦᔪᐃᑦ	Aahangik		1											1 ± 1
Pintail	ᕐᓂᒧᐊᔫᑦ	Arnaviaq	2												2 ± 1
Eider duck	ᒥᑏᑦ	Kingalik	98	7			3							23	131 ± 17
Tundra swan	ᖁᒡᔪᐃᑦ	Kukyuk	2												2 ± 1
Red-throated loon	ᖃᖅᓴᐅᑦ	Qaqhuaq		4	2										6 ± 3
Ptarmigan	ᐊᕿᒡᒋᑦ	Akilgik	7		7	8	18	50	22	15	26	3	3	65	224 ± 22
Sandhill crane	ᑕᑎᒡᒐᑦᔪᐊᑦ	Tatilgaq	1												1 ± 1
Goose eggs	ᑲᖑᐃᑦ ᒪᓐᓂᖏᑦ	Uluaguliit manniit	3,663	151											3,814 ± 448
Duck eggs	ᒥᑏᑦ ᒪᓐᓂᖏᑦ	Tinmiat manniit	393	89											482 ± 80
Arctic tern eggs	ᐃᒥᖅᑯᑕᐃᓚᐃᑦ ᒪᓐᓂᖏᑦ	Emitkutailat manniit	12	259											271 ± 111
Seagull eggs	ᓇᐅᔭᐃᑦ ᒪᓐᓂᖏᑦ	Nauyat manniit	34												34 ± 15
Arctic char	ᐃᖃᓗᒃᐲᑦ	Ikaliviit	3,092	1,462	1,299	231	606	3,263	854	759	504	430	1,090	650	14,240 ± 540
Lake trout	ᐃᓱᕋᐃᑦ	Ikalukpik	19											30	49 ± 14
Cod	ᐆᒪᐃᑦ	Ugak	131	153											284 ± 107
Sculpin	ᑲᓇᔪᐃᑦ	Kanayuk			128	208									336 ± 86

‡ Polar bear data supplied by DSD.

‡ ᓇᓄᑦᓄᑦ ᑎᑎᕋᑕᐅᒪᔪᑦ ᑐᓂᔭᖏᑦ ᐅᑯᐊ ᐃᑯᐱᕐᕕᓕᕆᔨᑦ.

‡ Nanuin nahagaumajut pijauhimajut Ikupiktulikijinik.

TABLE/ᓇᓗᓇᐃᔭᐅᑦ/NAUNAIKUTA 136

Monthly hunter response — **Year 3 (June 1998 - May 1999)**

ᑕᕿᑕᒫᑦ ᐊᖑᓇᓱᒃᑏᑦ ᑭᐅᓂᖏᑦ — **ᐊᒡᕐᒍ 3 (ᔫᓂ 1998 - ᒪᐃ 1999)**

Tatkiktaman pijauhimajut angunahuktinun — **Ukiunga 3 (June 1998 - May 1999)**

Month/ᑕᕿᖓ/Tatkia			JUN ᔫᓂ	JUL ᔪᓚᐃ	AUG ᐊᐅᒡᒍᑎ	SEP ᓱᑎᒡᐱᓇ	OCT ᐅᑦᑐᐱᓇ	NOV ᓄᓇᒡᐱᓇ	DEC ᑏᓯᒡᐱᓇ	JAN ᔭᓐᓄᐊᓇ	FEB ᓈᕝᕗᐊᓇ	MAR ᒫᕐᓯ	APR ᐃᑉᓇᓕ	MAY ᒪᐃ	Total ᑲᑎᑦᑐᑦ Tamakiklugin
Hunter Response Categories	**ᐊᖑᓇᓱᒃᑏᑦ ᑭᐅᓂᖏᑦ ᐊᒡᒍᕐᓯᒪᓂᖏᑦ**	**Angunahukpaktun Kiujait**													
Monthly hunter list	ᑕᕿᑕᒫᑦ ᐊᖑᓇᓱᒃᑏᑦ	Tatkitaman angunahuktut titigait	225	224	229	228	228	228	227	227	227	231	231	235	246*
Hunters interviewed	ᐊᖑᓇᓱᒃᑏᑦ ᐊᐱᕐᓱᕐᑕᑦ	Angunahuktin apikhuktan	204	205	221	214	214	214	210	214	217	216	220	218	235*
Harvested	ᐊᖑᓇᓱᒃᑐᒥᓃᑦ	Angujaujut	125	89	95	79	52	70	47	66	60	53	68	73	188*
Response Rate (%)	ᑭᐅᔪᑦ ᖃᑦᓯᐅᓂᖏᑦ (%)	Kiujut (%)	91	92	97	94	94	94	93	94	96	94	95	93	94**

* Hunters registered/interviewed/harvested at least once during the year.
** Mean monthly response rate.

* ᐊᖑᓇᓱᒃᑏᑦ ᐊᑎᓕᐅᑦᑕᐅᒪᔪᑦ/ᐊᐱᕐᓱᕐᑕᑦ/ᐊᖑᓇᓱᒃᑐᒥᓃᑦ ᐊᑕᐅᓯᐊᕐᓗᐊᑦᑐᑎᒃ ᐊᒡᕐᒍᒥ.
** ᐊᒃᐅᒌᓕᑎᓯᒪᔪᑦ ᑕᕿᑕᒫᑦ ᑭᐅᔪᑦ.

* Angunahuktin atiliukhimajut/apikhiktaunikut/anguhimajut talvani ukiumi.
** Talvani angunahuknami kiujutaumajut.

6.1.6

TABLE/ᓇᓗᓇᐃᔭᐅᑦ/NAUNAIKUTA 137

Recall period between harvest and interview, expressed as % of total harvest records — **Year 3 (June 1998 - May 1999)**

ᐅᑎᕐᕕᐅᔪᑦ ᐊᑯᕐᖓᓂ ᐊᖑᓇᓱᓐᓂᖓᑕ ᐊᒻᒪᓗ ᐊᐱᕐᓱᕐᑕᐅᓂᖓᑕ, ᓇᓗᓇᐃᕐᑕᑦ ᐃᒫᒃ % ᑲᑎᑦᑐᑦ ᐊᖑᓇᓱᒃᑕᑦ ᑎᑎᕐᕐᑕᐅᒪᔪᑦ — **ᐊᒡᕐᒍ 3 (ᔫᓂ 1998 - ᒪᐃ 1999)**

Itkaumajaujut angunahuktunun apihijauvaktunutlu, kanuk amigaitiginit tamakiklugin angujauhimajut — **Ukiunga 3 (June 1998 - May 1999)**

Month/ᑕᕿᖓ/Tatkia			JUN ᔫᓂ	JUL ᔪᓚᐃ	AUG ᐊᐅᒡᒍᑎ	SEP ᓱᑎᒡᐱᓇ	OCT ᐅᑦᑐᐱᓇ	NOV ᓄᓇᒡᐱᓇ	DEC ᑏᓯᒡᐱᓇ	JAN ᔭᓐᓄᐊᓇ	FEB ᓈᕝᕗᐊᓇ	MAR ᒫᕐᓯ	APR ᐃᑉᓇᓕ	MAY ᒪᐃ	Total ᑲᑎᑦᑐᑦ Tamakiklugin
Recall Period	**ᐅᑎᕐᕕᐅᔪᑦ**	**Pigiakvia**													
≤ 3 months	≤ 3 ᑕᕿᑦ	≤ tatkin pingahut	100	100	100	100	100	100	100	100	100	100	100	99	100
4-6 months	4-6 ᑕᕿᑦ	tatkin hitaman 6nut	0	0	0	0	0	0	0	0	0	0	0	1	0
> 6 months	> 6 ᑕᕿᑦ	> 6 tatkin	0	0	0	0	0	0	0	0	0	0	0	0	0

TABLE/ᓇᓗᓇᐃᔭᐅᑦ/NAUNAIKUTA 138

Number of hunters harvesting each species — **Year 3 (June 1998 - May 1999)**

ᖃᑦᓯᐅᓂᖏᑦ ᐊᖑᓇᓱᒃᑏᑦ ᐊᖑᓇᓱᒃᐸᑦᑐᑦ ᐊᑐᓂᒃ ᐆᒪᔪᑦᓂᒃ — **ᐊᒡᕐᒍ 3 (ᔫᓂ 1998 - ᒪᐃ 1999)**

Amigaitiginigin angunahukpaktun anguvaktaitlu kanugitugiagin — **Ukiunga 3 (June 1998 - May 1999)**

Month/ᑕᕝᕙᖓ/Tatkia			JUN ᔫᓂ	JUL ᔪᓚᐃ	AUG ᐊᐅᒡᒍᑎ	SEP ᓱᑎᒡᐱᕆ	OCT ᐅᑦᑐᐱᕆ	NOV ᓄᓇᒡᐱᕆ	DEC ᑏᓯᒡᐱᕆ	JAN ᒎᓐᓄᐊᕆ	FEB ᓈᕝᕗᐊᕆ	MAR ᒪᕐᓯ	APR ᐃᑦᕆᓕ	MAY ᒪᐃ	Total ᑲᑎᑦᑐᑦ Tamakiklugin
Species	**ᐆᒪᔪᑦ**	**Umajuin**													
Caribou	ᑐᒃᑐᐃᑦ	Tuktut	13	15	65	46	6	17	26	52	45	27	47	38	128
Polar bear#	ᓇᓄᐃᑦ#	Nanuit#	n/d	n/d	n/d	n/d	n/d	n/d	n/d	n/d	n/d	n/d	n/d	n/d	n/d
Wolf	ᐊᒪᕈᐃᑦ	Amagut				2					3	1	2	4	9
Arctic fox	ᑎᓇᒐᓐᓂᐊᑦ	Tigiganiat							2	3	2	3	3	1	7
Wolverine	ᖃᕝᕕᑦ	Kalvik							1						1
Arctic hare	ᐅᑲᓖᑦ	Ukalik	1		2		1	2			2	2	4	4	14
Ringed seal	ᓇᑦᓱᑦ	Natiinat	87	36	42	29	36	23	13	19	32	39	26	33	140
Bearded seal	ᐅᒡᔪᐃᑦ	Ukyuk		10	17	1	4	2	1	1	8	3	1	1	36
Harp seal	ᖃᐃᕈᓖᑦ	Qairulik					2								2
Walrus	ᐊᐃᕕᑦ	Akvik	1	37	6	1	4	2	3	2	4	7		2	48
Narwhal	ᑑᒫᓖᑦ ᕿᓚᓗᒐᑦ	Tuugaak		3	1	5	7								13
Beluga	ᖃᑯᑦᑕᑦ ᕿᓚᓗᒐᑦ	Kilalugak		5	5	15									23
Snow goose	ᑲᖑᐃᑦ	Kanguq	32	4	10	5								2	43
Canada goose	ᓂᑦᓖᑦ	Nikliknik	2	1	1	1									2
Old squaw	ᐊᒻᒋᐊᑦᔪᐃᑦ	Aahangik		1											1
Pintail	ᕐᓗᒻᒧᐊᔫᑦ	Arnaviaq	2												2
Eider duck	ᒥᑏᑦ	Kingalik	19	2			1							5	26
Tundra swan	ᕐᓗᒻᔪᐃᑦ	Kukyuk	2												2
Red-throated loon	ᖃᖅᓴᐅᑦ	Qaqhuaq		1	1										2
Ptarmigan	ᐊᕿᓴᒋᑦ	Akilgik	2		2	2	2	11	5	1	5	2	1	9	30
Sandhill crane	ᑕᑎᓴᕐᔪᐊᑦ	Tatilgaq	1												1
Goose eggs	ᑲᖑᐃᑦ ᒪᓐᓂᖏᑦ	Uluaguliit manniit	57	1											58
Duck eggs	ᒥᑏᑦ ᒪᓐᓂᖏᑦ	Tinmiat manniit	18	2											20
Arctic tern eggs	ᐃᒥᖅᑯᑕᐃᓚᐃᑦ ᒪᓐᓂᖏᑦ	Emitkutailat manniit	2	3											4
Seagull eggs	ᓇᐅᔭᐃᑦ ᒪᓐᓂᖏᑦ	Nauyat manniit	4												4
Arctic char	ᐃᖃᓗᒃᐱᑦ	Ikaliviit	65	42	37	6	12	44	17	7	9	8	19	34	133
Lake trout	ᐃᓱᕋᐃᑦ	Ikalukpik	1											3	4
Cod	ᐆᒐᐃᑦ	Ugak	1	3											3
Sculpin	ᑲᓇᔪᐃᑦ	Kanayuk			2	1									2

‡‡ No data are available corresponding to the harvest numbers shown in the harvest estimates table which were provided by DSD.

‡‡ ᑎᑎᕋᓯᒪᔪᓂᒃ ᐱᑕᖃᖏᑦᑐᖅ ᐱᒃᔪᑎᓐᓂᒃ ᐊᖑᔭᑦ ᖃᕋᐅᓂᖏᓐᓄᑦ ᐊᓚᒃᑲᐅᒪᔪᓄᑦ ᐊᖑᔭᓄᑦ ᓇᓚᐅᑦᔫᑎᓂ ᑐᓂᔭᖏᓐᓂ ᐃᑯᐱᕐᐃᓕᓂᕆᑦ.

‡‡ Nahagauhimaitut titigakhimajunik pitman kanuk angujaukatakhimajunik kanukitunit pijaumajut ikupiktulikijinik.

TABLE/ᓇᓗᓇᐃᔭᐅᑦ/NAUNAIKUTA 139

Monthly harvest estimates
ᑕᕿᑕᒫᑦ ᐊᖑᔭᓄᑦ ᓇᓚᐅᑦᓵᕈᑏᑦ
Tatkiktamat nahaktauvaktun

Year 4 (June 1999 - May 2000)
ᐊᒡᕐᒍ 4 (ᔫᓂ 1999 - ᒪᐃ 2000)
Ukiunga 4 (June 1999 - May 2000)

Month/ᑕᕿᖓ/Tatkia			JUN ᔫᓂ	JUL ᔪᓚᐃ	AUG ᐊᐅᒡᒍᑎ	SEP ᓱᑎᒡᐱᕆ	OCT ᐅᑦᑐᐱᕆ	NOV ᓄᕕᒡᐱᕆ	DEC ᑏᓯᒡᐱᕆ	JAN ᒎᓐᓄᐊᕆ	FEB ᕕᕝᕗᐊᕆ	MAR ᒫᔪ	APR ᐃᑦᕆᓕ	MAY ᒪᐃ	Total ᑲᑎᑦᑐᒋᑦ Tamakiklugin ± 95% CI
Species	**ᐆᒪᔪᑦ**	**Umajuin**													
Caribou	ᑐᒃᑐᐃᑦ	Tuktut	90	34	255	190	74	151	114	212	144	222	140	159	1,785 ± 56
Polar bear‡	ᓇᓄᐃᑦ‡	Nanuit‡					2	2		410					
Wolf	ᐊᒪᕈᐃᑦ	Amagut	3	1	2								8	10	24 ± 4
Arctic fox	ᑎᓇᒐᓐᓂᐊᑦ	Tigiganiat						19	24	14	6	17		1	81 ± 12
Arctic hare	ᐅᑲᓖᑦ	Ukalik	2	3		2	1						3	2	13 ± 2
Ringed seal	ᓇᑦᓱᑦ	Natiinat	443	235	159	200	316	95	22	57	72	83	111	101	1,894 ± 57
Bearded seal	ᐅᒡᔪᐃᑦ	Ukyuk	1	33	20	31	3			1	4	3	5	2	103 ± 7
Harp seal	ᖃᐃᕈᓖᑦ	Qairulik			2	11	16								29 ± 5
Walrus	ᐊᐃᕕᑦ	Akvik	2	74	12	27	36	6	6	4	5		2		174 ± 9
Narwhal	ᑑᒫᓖᑦ ᕿᓚᓗᒐᑦ	Tuugaak				3	1				2			1	7 ± 1
Snow goose	ᑲᖑᐃᑦ	Kanguq	82	40										1	123 ± 15
Canada goose	ᓂᑦᓖᑦ	Nikliknik	30	14											44 ± 8
Old squaw	ᐊᒋᐊᑦᔪᐃᑦ	Aahangik	1												1 ± 1
Eider duck	ᒥᑏᑦ	Kingalik	104	75										7	186 ± 26
Red-throated loon	ᖃᖅᓴᐅᑦ	Qaqhuaq	7	6											13 ± 6
Ptarmigan	ᐊᕿᒡᒋᑦ	Akilgik	87	7	1	8	68	66	3		12	21	20	113	406 ± 52
Goose eggs	ᑲᖑᐃᑦ ᒪᓐᓂᖏᑦ	Uluaguliit manniit	110	225											335 ± 65
Duck eggs	ᒥᑏᑦ ᒪᓐᓂᖏᑦ	Tinmiat manniit	71	444											515 ± 82
Arctic tern eggs	ᐃᒥᖅᑯᑕᐃᓚᐃᑦ ᒪᓐᓂᖏᑦ	Emitkutailat manniit	16	388											404 ± 78
Seagull eggs	ᓇᐃᔭᐃᑦ ᒪᓐᓂᖏᑦ	Nauyat manniit	6												6 ± 4
Arctic char	ᐃᖃᓗᒃᐲᑦ	Ikaliviit	2,477	2,314	2,197	1,264	1,066	2,020	817	422	529	729	603	1,057	15,495 ± 641
Lake trout	ᐃᓱᕋᐃᑦ	Ikalukpik												183	183 ± 22
Cod	ᐆᒪᐃᑦ	Ugak	1	126										13	140 ± 42
Sculpin	ᑲᓇᔪᐃᑦ	Kanayuk	6	55											61 ± 15

‡ Polar bear data supplied by DSD.

‡ ᓇᓄᑦᓄᑦ ᑎᑎᕋᑦᑕᒪᔪᑦ ᑐᓂᔭᖏᑦ ᐅᑯᐊ ᐃᑯᐱᕐᕕᓕᓇᕆᑦ.

‡ Nanuin nahagaumajut pijauhimajut Ikupiktulikijinik.

6.1.6

TABLE/ᓇᓗᓇᐃᔭᐅᑦ/NAUNAIKUTA 140

Monthly hunter response — **Year 4 (June 1999 - May 2000)**

ᑕᕿᑕᒫᑦ ᐊᖑᓇᓱᒃᑏᑦ ᑭᐅᓂᖏᑦ — **ᐊᒡᕐᒍ 4 (ᔫᓂ 1999 - ᒪᐃ 2000)**

Tatkiktaman pijauhimajut angunahuktinun — **Ukiunga 4 (June 1999 - May 2000)**

Month/ᑕᕿᖓ/Tatkia			JUN ᔫᓂ	JUL ᔪᓚᐃ	AUG ᐊᐅᒡᒍᑎ	SEP ᓱᑎᒡᐱᓇ	OCT ᐅᑦᑐᐱᓇ	NOV ᓄᓇᒡᐱᓇ	DEC ᑏᓯᒡᐱᓇ	JAN ᒎᓐᓄᐊᓇ	FEB ᓈᕝᐅᐊᓇ	MAR ᒪᕐᓯ	APR ᐃᕐᓇᓕ	MAY ᒪᐃ	Total ᑲᑎᑦᑐᑦ Tamakiklugin
Hunter Response Categories	**ᐊᖑᓇᓱᒃᑏᑦ ᑭᐅᓂᖏᑦ ᐊᒡᒍᕐᓯᒪᓂᖏᑦ**	**Angunahukpaktun Kiujait**													
Monthly hunter list	ᑕᕿᑕᒫᑦ ᐊᖑᓇᓱᒃᑏᑦ	Tatkitaman angunahuktut titigait	239	241	237	233	234	233	233	245	244	242	242	241	259*
Hunters interviewed	ᐊᖑᓇᓱᒃᑏᑦ ᐊᐱᕐᓱᕐᑕᑦ	Angunahuktin apikhuktan	211	226	221	216	218	214	220	227	227	225	221	225	246*
Harvested	ᐊᖑᓇᓱᒃᑐᒥᓃᑦ	Angujaujut	114	118	94	91	82	58	45	57	54	68	60	94	186*
Response Rate (%)	ᑭᐅᔪᑦ ᖃᕐᓱᐅᓂᖏᑦ (%)	Kiujut (%)	88	94	93	93	93	92	94	93	93	93	91	93	93**

* Hunters registered/interviewed/harvested at least once during the year.
** Mean monthly response rate.

* ᐊᖑᓇᓱᒃᑏᑦ ᐊᑎᓕᐅᑦᑕᐅᒪᔪᑦ/ᐊᐱᕐᓱᕐᑕᑦ/ᐊᖑᓇᓱᒃᑐᒥᓃᑦ ᐊᑕᐅᓯᐊᕐᓗᐊᑦᑐᑎᒃ ᐊᒡᕐᒍᒥ.
** ᐊᒃᐅᒌᓕᑦᑎᓯᒪᔪᑦ ᑕᕿᑕᒫᑦ ᑭᐅᔪᑦ.

* Angunahuktin atiliukhimajut/apikhiktaunikut/anguhimajut talvani ukiumi.
** Talvani angunahuknami kiujutaumajut.

6.1.6

TABLE/ᓇᓗᓇᐃᔭᐅᑦ/NAUNAIKUTA 141

Recall period between harvest and interview, expressed as % of total harvest records — **Year 4 (June 1999 - May 2000)**

ᐅᑎᕐᕕᐅᔪᑦ ᐊᑯᕐᖓᓂ ᐊᖑᓇᓱᒃᓂᖓᑕ ᐊᒻᒪᓗ ᐊᐱᕐᓱᕐᑕᐅᓂᖓᑕ, ᓇᓗᓇᐃᕐᑕᑦ ᐃᒫᒃ % ᑲᑎᑦᑐᑦ ᐊᖑᓇᓱᒃᑕᑦ ᑎᑎᕐᕐᑕᐅᒪᔪᑦ — **ᐊᒡᕐᒍ 4 (ᔫᓂ 1999 - ᒪᐃ 2000)**

Itkaumajaujut angunahuktunun apihijauvaktunutlu, kanuk amigaitiginit tamakiklugin angujauhimajut — **Ukiunga 4 (June 1999 - May 2000)**

Month/ᑕᕿᖓ/Tatkia			JUN ᔫᓂ	JUL ᔪᓚᐃ	AUG ᐊᐅᒡᒍᑎ	SEP ᓱᑎᒡᐱᓇ	OCT ᐅᑦᑐᐱᓇ	NOV ᓄᓇᒡᐱᓇ	DEC ᑏᓯᒡᐱᓇ	JAN ᒎᓐᓄᐊᓇ	FEB ᓈᕝᐅᐊᓇ	MAR ᒪᕐᓯ	APR ᐃᕐᓇᓕ	MAY ᒪᐃ	Total ᑲᑎᑦᑐᑦ Tamakiklugin
Recall Period	**ᐅᑎᕐᕕᐅᔪᑦ**	**Pigiakvia**													
≤ 3 months	≤ 3 ᑕᕿᑦ	≤ tatkin pingahut	100	100	100	100	100	100	100	100	100	100	100	100	100
4-6 months	4-6 ᑕᕿᑦ	tatkin hitaman 6nut	0	0	0	0	0	0	0	0	0	0	0	0	0
> 6 months	> 6 ᑕᕿᑦ	> 6 tatkin	0	0	0	0	0	0	0	0	0	0	0	0	0

TABLE/ᓇᓗᓇᐃᔭᐅᑦ/NAUNAIKUTA 142

Number of hunters harvesting each species — **Year 4 (June 1999 - May 2000)**

ᖃᑦᓯᐅᓂᖏᑦ ᐊᖑᓇᓱᒃᑏᑦ ᐊᖑᓇᓱᒃᐸᑦᑐᑦ ᐊᑐᓂᒃ ᐆᒪᔪᕐᓂᒃ — **ᐊᒡᕋᒍ 4 (ᔫᓂ 1999 - ᒪᐃ 2000)**

Amigaitiginigin angunahukpaktun anguvaktaitlu kanugitugiagin — **Ukiunga 4 (June 1999 - May 2000)**

Month/ᑕᕝᕙᖓ/Tatkia			JUN ᔫᓂ	JUL ᔪᓚᐃ	AUG ᐊᐅᒡᒍᑎ	SEP ᓱᑎᒡᐱᕆ	OCT ᐅᑦᑐᐱᕆ	NOV ᓄᓇᒡᐱᕆ	DEC ᑏᓯᒡᐱᕆ	JAN ᒎᓐᓄᐊᕆ	FEB ᓈᕝᕗᐊᕆ	MAR ᒫᔪ	APR ᐃᑦᕆᓕ	MAY ᒪᐃ	Total ᑲᑎᑦᑐᑦ Tamakiklugin
Species	**ᐆᒪᔪᑦ**	**Umajuin**													
Caribou	ᑐᒃᑐᐃᑦ	Tuktut	28	13	51	42	17	17	26	42	33	53	39	44	122
Polar bear#	ᓇᓄᐃᑦ#	Nanuit#	n/d	n/d	n/d	n/d	n/d	n/d	n/d	n/d	n/d	n/d	n/d	n/d	n/d
Wolf	ᐊᒪᕈᐃᑦ	Amagut	1	1	1								6	5	11
Arctic fox	ᑎᓇᒐᓐᓂᐊᑦ	Tigiganiat						3	7	4	2	6		1	12
Arctic hare	ᐅᑲᓖᑦ	Ukalik	2	2		2	1						3	1	11
Ringed seal	ᓇᑦᓱᑦ	Natiinat	92	74	55	62	57	27	10	20	23	33	31	31	145
Bearded seal	ᐅᒡᔪᐃᑦ	Ukyuk	1	22	15	18	2			1	4	3	3	1	51
Harp seal	ᖃᐃᕈᓖᑦ	Qairulik			1	5	4								9
Walrus	ᐊᐃᕖᑦ	Akvik	2	42	8	15	23	4	4	4	4		1		64
Narwhal	ᑑᒫᓖᑦ ᕿᓚᓗᒐᑦ	Tuugaak				3	1				2			1	6
Snow goose	ᑲᖑᐃᑦ	Kanguq	24	10										1	31
Canada goose	ᓂᑦᓖᑦ	Nikliknik	9	5											13
Old squaw	ᐊᒋᐊᑦᔪᐃᑦ	Aahangik	1												1
Eider duck	ᒥᑏᑦ	Kingalik	19	14										1	28
Red-throated loon	ᖃᖅᓴᐅᑦ	Qaqhuaq	1	1											2
Ptarmigan	ᐊᕿᒡᒋᑦ	Akilgik	11	2	1	2	8	5	1		2	3	6	14	35
Goose eggs	ᑲᖑᐃᑦ ᒪᓐᓂᖏᑦ	Uluaguliit manniit	8	8											14
Duck eggs	ᒥᑏᑦ ᒪᓐᓂᖏᑦ	Tinmiat manniit	5	18											23
Arctic tern eggs	ᐃᒥᖅᑯᑕᐃᓚᐃᑦ ᒪᓐᓂᖏᑦ	Emitkutailat manniit	3	13											15
Seagull eggs	ᓇᐃᔭᐃᑦ ᒪᓐᓂᖏᑦ	Nauyat manniit	1												1
Arctic char	ᐃᖃᓗᒃᐲᑦ	Ikaliviit	60	53	55	22	32	33	17	5	12	16	15	33	135
Lake trout	ᐃᓱᕋᐃᑦ	Ikalukpik												37	37
Cod	ᐆᒪᐃᑦ	Ugak	1	2										1	4
Sculpin	ᑲᓇᔪᐃᑦ	Kanayuk	1	4											5

No data are available corresponding to the harvest numbers shown in the harvest estimates table which were provided by DSD.

ᑎᑎᕋᓯᒪᔪᓂᒃ ᐱᑕᖃᖅᑐᖅ ᐱᔾᔪᑎᓕᓐᓂᒃ ᐊᖑᔭᑦ ᖃᑦᓯᐅᓂᖏᓐᓄᑦ ᐊᓚᒃᑲᒪᔪᓄᑦ ᐊᖑᔭᓄᑦ ᓇᓚᐅᑦᑐᑎᓂ ᑐᓂᔭᖏᓐᓂ ᐃᑯᐱᕐᕕᓕᓇᕆᑦ.

Nahagauhimaitut titigakhimajunik pitman kanuk angujaukatakhimajunik kanukitunit pijaumajut ikupiktulikijinik.

6.1.6

TABLE/ᓇᓗᓇᐃᔭᐅᑦ/NAUNAIKUTA 143

Monthly harvest estimates — **Year 5 (June 2000 - May 2001)**

ᑕᕿᑕᒫᑦ ᐊᖑᔭᓄᑦ ᓇᓚᐅᑦᓵᕈᑏᑦ — **ᐊᒻᕐᒍ 5 (ᔫᓂ 2000 - ᒪᐃ 2001)**

Tatkiktamat nahaktauvaktun — **Ukiunga 5 (June 2000 - May 2001)**

Month/ᑕᕿᖓ/Tatkia			JUN ᔫᓂ	JUL ᔪᓚᐃ	AUG ᐊᐅᒡᒍᑎ	SEP ᓱᑎᒡᐱᓇ	OCT ᐅᑦᑐᐱᓇ	NOV ᓄᓇᒡᐱᓇ	DEC ᑏᓯᒡᐱᓇ	JAN ᒎᓐᓄᐊᓇ	FEB ᓈᕝᕗᐊᓇ	MAR ᒫᕐᓯ	APR ᐃᑦᓇᓕ	MAY ᒪᐃ	Total ᑲᑎᑦᑐᒋᑦ Tamakiklugin ± 95% CI
Species	**ᐆᒪᔪᑦ**	**Umajuin**													
Caribou	ᑐᒃᑐᐃᑦ	Tuktut	50	35	214	208	42	118	184	126	86	190	84	84	1,421 ± 41
Polar bear‡	ᓇᓄᐃᑦ‡	Nanuit‡					1	7	2	1					11
Wolf	ᐊᒪᓯᐃᑦ	Amagut			1		1	1			1		2	2	8 ± 2
Arctic fox	ᑎᓇᒐᓐᓂᐊᑦ	Tigiganiat						104	123	49	37	22	11		346 ± 37
Wolverine	ᑲᕝᕕᑦ	Kalvik							1						1 ± 1
Arctic hare	ᐅᑲᓖᑦ	Ukalik	1									11	12		24 ± 7
Ringed seal	ᓇᑦᓱᑦ	Natiinat	467	157	119	103	102	29	19	83	119	213	81	141	1,633 ± 53
Bearded seal	ᐅᒡᔪᐃᑦ	Ukyuk	3	34	24	13	12			4	5	1	1		97 ± 6
Walrus	ᐊᐃᕕᑦ	Akvik	3	99	11	15	18	1		11	8	2			168 ± 10
Narwhal	ᑑᒫᓖᑦ ᕿᓚᓗᒐᑦ	Tuugaak	1	1											2 ± 1
Beluga	ᖃᑯᑦᑕᑦ ᕿᓚᓗᒐᑦ	Kilalugak	1				3								4 ± 1
Snow goose	ᑲᖑᐃᑦ	Kanguq	234	17	87	11								28	377 ± 34
Canada goose	ᓂᑦᓖᑦ	Nikliknik	32	4		2								1	39 ± 15
Eider duck	ᒥᑏᑦ	Kingalik	153	55		14	2							10	234 ± 38
Ptarmigan	ᐊᕿᒡᑏᑦ	Akilgik	23		1	1	8	65	29	13	3	2	4	60	209 ± 22
Eggs (unspecified)	ᐊᓯᖏᑦ ᑎᒻᒥᐊᑦ ᒪᓐᓂᖏᑦ	Manniit	20												20 ± 12
Goose eggs	ᑲᖑᐃᑦ ᒪᓐᓂᖏᑦ	Uluaguliit manniit	4,537	1,557											6,094 ± 630
Duck eggs	ᒥᑏᑦ ᒪᓐᓂᖏᑦ	Tinmiat manniit	286	400											686 ± 102
Arctic tern eggs	ᐃᒥᖅᑯᑕᐃᓚᐃᑦ ᒪᓐᓂᖏᑦ	Emitkutailat manniit	69	421											490 ± 86
Seagull eggs	ᓇᐃᔭᐃᑦ ᒪᓐᓂᖏᑦ	Nauyat manniit	119	3											122 ± 55
Black guillemot eggs	ᐱᑦᓱᐅᓛᑦ ᒪᓐᓂᖏᑦ	Black guillemot eggs		27											27 ± 16
Arctic char	ᐃᖃᓗᒃᐱᑦ	Ikaliviit	3,475	2,333	2,760	623	1,059	949	478	903	629	1,191	822	775	15,997 ± 678
Lake trout	ᐃᓱᕋᐃᑦ	Ikalukpik	4				74	2						201	281 ± 41
Cod	ᐆᒪᐃᑦ	Ugak	7											24	31 ± 20

‡ Polar bear data supplied by DSD.

‡ ᓇᓄᑦᓄᑦ ᑎᑎᕋᐅᒪᔪᑦ ᑐᓂᔭᖏᑦ ᐅᑯᐊ ᐃᑯᐱᕐᕕᓕᕆᔨᑦ.

‡ Nanuin nahagaumajut pijauhimajut Ikupiktulikijinik.

TABLE/ᓇᓗᓇᐃᔭᐅᑦ/NAUNAIKUTA 144

Monthly hunter response — **Year 5 (June 2000 - May 2001)**

ᑕᕿᑖᒪᑦ ᐊᖑᓇᓱᒃᑏᑦ ᑭᐅᓂᖏᑦ — **ᐊᒻᕐᒍ 5 (ᔫᓂ 2000 - ᒪᐃ 2001)**

Tatkiktaman pijauhimajut angunahuktinun — **Ukiunga 5 (June 2000 - May 2001)**

Month/ᑕᕿᖓ/Tatkia			JUN ᔫᓂ	JUL ᔪᓚᐃ	AUG ᐊᐅᒡᒍᑎ	SEP ᓱᑎᒡᐱᓇ	OCT ᐅᑦᑐᐱᓇ	NOV ᓄᓇᒡᐱᓇ	DEC ᑏᓯᒡᐱᓇ	JAN ᒎᓐᓄᐊᓇ	FEB ᓈᕝᐅᐊᓇ	MAR ᒪᕐᓯ	APR ᐃᑦᓇᓕ	MAY ᒪᐃ	Total ᑲᑎᑦᑐᑦ Tamakiklugin
Hunter Response Categories	**ᐊᖑᓇᓱᒃᑏᑦ ᑭᐅᓂᖏᑦ ᐋᒍᕐᓯᒪᓂᖏᑦ**	**Angunahukpaktun Kiujait**													
Monthly hunter list	ᑕᕿᑖᒪᑦ ᐊᖑᓇᓱᒃᑏᑦ	Tatkitaman angunahuktut titigait	240	240	238	237	235	232	233	257	259	256	255	257	273*
Hunters interviewed	ᐊᖑᓇᓱᒃᑏᑦ ᐊᐱᕐᓱᕐᑕᑦ	Angunahuktin apikhuktan	206	224	226	228	225	219	217	241	248	239	233	232	265*
Harvested	ᐊᖑᓇᓱᒃᑐᒥᓃᑦ	Angujaujut	121	115	100	89	60	62	49	61	56	66	53	90	193*
Response Rate (%)	ᑭᐅᔪᑦ ᖃᑦᓱᐅᓂᖏᑦ (%)	Kiujut (%)	86	93	95	96	96	94	93	94	96	93	91	90	93**

6.1.6

* Hunters registered/interviewed/harvested at least once during the year.
** Mean monthly response rate.

* ᐊᖑᓇᓱᒃᑏᑦ ᐊᑎᓕᐅᑦᑕᐅᒪᔪᑦ/ᐊᐱᕐᓱᕐᑕᑦ/ᐊᖑᓇᓱᒃᑐᒥᓃᑦ ᐊᑕᐅᓯᐊᕐᓗᐊᑦᑐᑎᒃ ᐋᒍᕐᒍᒥ.
** ᐋᐅᒋᓕᑎᓯᒪᔪᑦ ᑕᕿᑖᒪᑦ ᑭᐅᔪᑦ.

* Angunahuktin atiliukhimajut/apikhiktaunikut/anguhimajut talvani ukiumi.
** Talvani angunahuknami kiujutaumajut.

TABLE/ᓇᓗᓇᐃᔭᐅᑦ/NAUNAIKUTA 145

Recall period between harvest and interview, expressed as % of total harvest records — **Year 5 (June 2000 - May 2001)**

ᐅᑎᕐᕕᐅᔪᑦ ᐊᑯᕐᖓᓂ ᐊᖑᓇᓱᓐᓂᖓᑕ ᐊᒻᒪᓗ ᐊᐱᕐᓱᕐᑕᐅᓂᖓᑕ, ᓇᓗᓇᐃᕐᑕᑦ ᐃᒫᒃ % ᑲᑎᑦᑐᑦ ᐊᖑᓇᓱᒃᑕᑦ ᑎᑎᕐᕐᑕᐅᒪᔪᑦ — **ᐊᒻᕐᒍ 5 (ᔫᓂ 2000 - ᒪᐃ 2001)**

Itkaumajaujut angunahuktunun apihijauvaktunutlu, kanuk amigaitiginit tamakiklugin angujauhimajut — **Ukiunga 5 (June 2000 - May 2001)**

Month/ᑕᕿᖓ/Tatkia			JUN ᔫᓂ	JUL ᔪᓚᐃ	AUG ᐊᐅᒡᒍᑎ	SEP ᓱᑎᒡᐱᓇ	OCT ᐅᑦᑐᐱᓇ	NOV ᓄᓇᒡᐱᓇ	DEC ᑏᓯᒡᐱᓇ	JAN ᒎᓐᓄᐊᓇ	FEB ᓈᕝᐅᐊᓇ	MAR ᒪᕐᓯ	APR ᐃᑦᓇᓕ	MAY ᒪᐃ	Total ᑲᑎᑦᑐᑦ Tamakiklugin
Recall Period	**ᐅᑎᕐᕕᐅᔪᑦ**	**Pigiakvia**													
≤ 3 months	≤ 3 ᑕᕿᑦ	≤ tatkin pingahut	100	100	100	100	100	100	100	100	99	100	100	100	100
4-6 months	4-6 ᑕᕿᑦ	tatkin hitaman 6nut	0	0	0	0	0	0	0	0	0	0	0	0	0
> 6 months	> 6 ᑕᕿᑦ	> 6 tatkin	0	0	0	0	0	0	0	0	1	0	0	0	0

TABLE/ᓇᓗᓇᐃᔭᐅᑦ/NAUNAIKUTA 146

Number of hunters harvesting each species — **Year 5 (June 2000 - May 2001)**

ᖃᑦᓯᐅᓂᖏᑦ ᐊᖑᓇᓱᒃᑏᑦ ᐊᖑᓇᓱᒃᐸᑦᑐᑦ ᐊᑐᓂᒃ ᐆᒪᔪᖅᓂᒃ — **ᐊᒡᕐᒍ 5 (ᔫᓂ 2000 - ᒪᐃ 2001)**

Amigaitiginigin angunahukpaktun anguvaktaitlu kanugitugiagin — **Ukiunga 5 (June 2000 - May 2001)**

Month/ᑕᕝᕙᖓ/Tatkia			JUN ᔫᓂ	JUL ᔪᓚᐃ	AUG ᐊᐅᒡᒍᕐᑎ	SEP ᓱᑎᒡᐱᓇ	OCT ᐅᑦᑐᐱᓇ	NOV ᓄᓇᒡᐱᓇ	DEC ᑏᓯᒡᐱᓇ	JAN ᒎᖕᓄᐊᓇ	FEB ᓈᕝᕗᐊᓇ	MAR ᒪᕐᓯ	APR ᐃᑦᓇᓕ	MAY ᒪᐃ	Total ᑲᑎᑦᑐᑦ Tamakiklugin
Species	**ᐆᒪᔪᑦ**	**Umajuin**													
Caribou	ᑐᒃᑐᐃᑦ	Tuktut	21	13	53	46	12	19	37	38	26	37	23	26	122
Polar bear#	ᓇᓄᐃᑦ#	Nanuit#	n/d	n/d	n/d	n/d	n/d	n/d	n/d	n/d	n/d	n/d	n/d	n/d	n/d
Wolf	ᐊᒪᕈᐃᑦ	Amagut			1		1	1			1		2	2	6
Arctic fox	ᑎᓇᒐᖕᓂᐊᑦ	Tigiganiat						11	10	8	7	5	3		20
Wolverine	ᑲᕝᕕᑦ	Kalvik							1						1
Arctic hare	ᐅᑲᓖᑦ	Ukalik	1									1	3		4
Ringed seal	ᓇᑦᓱᑦ	Natiinat	89	49	46	41	36	14	12	28	34	44	27	40	136
Bearded seal	ᐅᒡᔪᐃᑦ	Ukyuk	3	22	17	10	10			3	4	1	1		48
Walrus	ᐊᐃᕕᑦ	Akvik	2	51	5	9	13	1		7	5	2			60
Narwhal	ᑑᒫᓖᑦ ᕿᓚᓗᒐᑦ	Tuugaak	1	1											2
Beluga	ᖃᑯᑦᑕᑦ ᕿᓚᓗᒐᑦ	Kilalugak	1				2								3
Snow goose	ᑲᖑᐃᑦ	Kanguq	41	4	16	4								6	56
Canada goose	ᓂᑦᓖᑦ	Nikliknik	5	2		1								1	9
Eider duck	ᒥᑏᑦ	Kingalik	21	10		4	2							2	30
Ptarmigan	ᐊᕿᒡᑏᑦ	Akilgik	2		1	1	6	18	9	3	1	1	2	14	38
Eggs (unspecified)	ᐊᓯᖏᑦ ᑎᒻᒥᐊᑦ ᒪᖕᓂᖏᑦ	Manniit	2												2
Goose eggs	ᑲᖑᐃᑦ ᒪᖕᓂᖏᑦ	Uluaguliit manniit	57	25											75
Duck eggs	ᒥᑏᑦ ᒪᖕᓂᖏᑦ	Tinmiat manniit	14	11											23
Arctic tern eggs	ᐃᒥᖅᑯᑕᐃᓚᐃᑦ ᒪᖕᓂᖏᑦ	Emitkutailat manniit	6	9											15
Seagull eggs	ᓇᐃᔭᐃᑦ ᒪᖕᓂᖏᑦ	Nauyat manniit	4	1											5
Black guillemot eggs	ᐱᑦᓯᐅᓛᑦ ᒪᖕᓂᖏᑦ	Black guillemot eggs		1											1
Arctic char	ᐃᖃᓗᒃᐱᑦ	Ikaliviit	64	60	63	18	24	27	10	14	8	16	14	33	133
Lake trout	ᐃᓱᕋᐃᑦ	Ikalukpik	1				6	1						32	40
Cod	ᐆᒐᐃᑦ	Ugak	1											1	2

‡‡ No data are available corresponding to the harvest numbers shown in the harvest estimates table which were provided by DSD.

‡‡ ᑎᑎᕋᓯᒪᔪᓂᒃ ᐱᑕᖃᖏᑦᑐᖅ ᐱᔾᔪᑎᓕᖕᓂᒃ ᐊᖑᔭᑦ ᖃᑦᓯᐅᓂᖏᖕᓄᑦ ᐊᓚᒃᑲᐅᒪᔪᓄᑦ ᐊᖑᔭᓄᑦ ᓇᓚᐅᑦᕐᕈᑎᓂ ᑐᓂᔭᖏᖕᓂ ᐃᑯᐱᕐᕕᓕᕆᔨᑦ.

‡‡ Nahagauhimaitut titigakhimajunik pitman kanuk angujaukatakhimajunik kanukitunit pijaumajut ikupiktulikijinik.

TABLE/ᓇᓗᓇᐃᔭᐅᑦ/NAUNAIKUTA 147

Annual harvest estimates and five-year mean

ᐊᒻᕋᒍᑕᒫᑦ ᐊᖑᔭᓄᑦ ᓇᓚᐅᑦᓴᕈᑏᑦ ᐊᒻᒪᓗ ᑕᓪᓕᒪᓄᑦ-ᐊᒻᕋᒍᓄᑦ ᐊᔾᔨᒌᓕᕐᑎᓯᒪᔪᑦ

Aragutamat angujauvaktun tatlman araguit iluani

All Years (June 1996 - May 2001)

ᑕᒪᐃᓐᓄᑦ ᐊᒻᕋᒍᓄᑦ (ᔫᓂ 1996 - ᒪᐃ 2001)

Tamamik ukiuni (June 1996 - May 2001)

Study Year/ᖃᐅᔨᓴᕐᕕᒃ ᐊᒻᕋᒍ/Ihivgiukimayut Ukiumi			1	2	3	4	5	Mean ᐊᔾᔨᒌᓕᕐᑎᓯᒪᔪᑦ Amigaitkiyait
			96/97	97/98	98/99	99/00	00/01	
Species	ᐆᒪᔪᑦ	**Umajuin**						
Caribou[1]	ᑐᒃᑐᐃᑦ[1]	Tuktut[1]	1,916	1,486	1,897	1,785	1,421	1,701
Polar bear[2]	ᓇᓄᐃᑦ[2]	Nanuit[2]	12	9	6	10	11	10
Wolf	ᐊᒪᕈᐃᑦ	Amagut	13	5	18	24	8	14
Arctic fox	ᑎᓇᒐᓐᓂᐊᑦ	Tigiganiat	248	266	40	81	346	196
Wolverine	ᖃᕝᕕᑦ	Kalvik	0	0	1	0	1	<1
Arctic hare	ᐅᑲᓖᑦ	Ukalik	80	12	42	13	24	34
Arctic ground squirrel	ᓱᒃᓱᑦ	Hikhik	3	0	0	0	0	1
Ringed seal[3]	ᓇᑦᓱᑦ[3]	Natiinat[3]	2,138	1,790	1,538	1,894	1,633	1,799
Bearded seal[3]	ᐅᒃᔪᐃᑦ[3]	Ukyuk[3]	77	68	63	103	97	82
Harp seal[3]	ᖃᐃᕈᓖᑦ[3]	Qairulik[3]	7	3	2	29	0	8
Walrus	ᐊᐃᕕᑦ	Akvik	159	139	121	174	168	152
Narwhal[4]	ᑑᒐᓖᑦ ᕿᓚᓗᒐᑦ[4]	Tuugaak[4]	2	0	23	7	2	7
Beluga	ᖃᑯᑦᑕᑦ ᕿᓚᓗᒐᑦ	Kilalugak	14	10	41	0	4	14
Snow goose	ᑲᖑᐃᑦ	Kanguq	385	275	323	123	377	297
Canada goose	ᓂᕐᓖᑦ ᐅᓗᐊᒍᓖᑦ	Nikliknik	45	32	14	44	39	35
Old squaw	ᐊᒻᒋᐊᕐᔪᐃᑦ	Aahangik	0	1	1	1	0	1
Pintail	ᕐᓱᒻᒧᐊᔫᑦ	Arnaviaq	4	0	2	0	0	1
Eider duck[5]	ᒥᑏᑦ[5]	Kingalik[5]	262	73	131	186	234	177
Tundra swan	ᕐᓱᒻᔪᐃᑦ	Kukyuk	2	2	2	0	0	1
Red-Throated loon	ᖃᖅᓴᐅᑦ	Qaqhuaq	0	0	6	13	0	4
Ptarmigan	ᐊᕿᒻᒋᑦ	Akilgik	777	194	224	406	209	362
Sandhill crane	ᑕᑎᒻᒪᕐᔪᐊᖅ	Tatilgaq	0	0	1	0	0	<1
Eggs (unspecified)[6]	ᒪᓐᓃᑦ[6]	Manniit[6]	0	0	0	0	20	4
Goose eggs[6]	ᑲᖑᐃᑦ ᒪᓐᓂᖏᑦ[6]	Uluaguliit manniit[6]	0	2,257	3,814	335	6,094	2,500
Duck eggs[6]	ᒥᑏᑦ ᒪᓐᓂᖏᑦ[6]	Tinmiat manniit[6]	0	457	482	515	686	428
Arctic tern eggs[6]	ᐃᒥᖅᑯᑕᐃᓚᐃᑦ ᒪᓐᓂᖏᑦ[6]	Emitkutailat manniit[6]	0	638	271	404	490	361
Seagull eggs[6]	ᓇᐃᔭᐃᑦ ᒪᓐᓂᑦ[6]	Nauyat manniit[6]	0	3	34	6	122	33
Black guillemot eggs[6]	ᐱᑦᓯᐅᓛᑦ ᒪᓐᓂᖏᑦ[6]	Black guillemot eggs[6]	0	0	0	0	27	5
Arctic char[7]	ᐃᖃᓗᒃᐱᑦ[7]	Ikaliviit[7]	10,315	13,165	14,240	15,495	15,997	13,842
Lake trout[8]	ᐃᓱᕋᐃᑦ[8]	Ikalukpik[8]	25	31	49	183	281	114
Cod[9]	ᐆᒪᐃᑦ[9]	Ugak[9]	0	0	284	140	31	91
Sculpin[9]	ᑲᓇᔪᐃᑦ[9]	Kanayuk[9]	0	0	336	61	0	79
Clams[10]	ᐊᒻᒧᒪᔪᑦ[10]	Uviluq[10]	114	0	0	0	0	23

[1-10]: See page 273 for community feedback and other sources of data.

[1-10]: ᑕᑯᒍᒃ ᒪᕐᐱᑐᒐᖅ 274 ᓄᓇᓖᑦ ᑭᐅᔾᔪᑎᕐᑏᑦ ᐊᒻᒪᓗ ᐊᓯᖏᑦ ᐱᒃᐃᐅᔪᑦ ᓈᒪᐅᑎᓂᒃ.

[1-10]: Takulugu makpigaak 275 nunanit kiutjutinganik ovalo aalanik naunaiyautainik.

6.1.6

TABLE/ᓇᓗᓇᐃᔭᐅᑦ/NAUNAIKUTA 148

Annual hunter response — **All Years (June 1996 - May 2001)**

ᐊᒡᕋᒍᑕᒫᑦ ᐊᖑᓇᓱᒃᑏᑦ ᑭᐅᓂᖏᑦ — **ᑕᒪᐃᓐᓄᑦ ᐊᒡᕋᒍᓄᑦ (ᔫᓂ 1996 - ᒪᐃ 2001)**

Angujauvaktu — **Tamamik ukiuni (June 1996 - May 2001)**

Study Year/ᖃᐅᔨᓴᕐᕕᒃ ᐊᒡᕋᒍ/Ihivgiukimayut Ukiumi			1 96/97	2 97/98	3 98/99	4 99/00	5 00/01	Total ᑲᑎᑦᑐᑦ Tamakiklugin
Hunter Response Categories	**ᐊᖑᓇᓱᒃᑏᑦ ᑭᐅᓂᖏᑦ ᐊᒡᒍᓯᒪᓂᖏᑦ**	**Angunahukpaktun Kiujait**						
Monthly hunter list	ᑕᕿᑕᒫᑦ ᐊᖑᓇᓱᒃᑏᑦ	Tatkitaman angunahuktut titigait	212	233	246	259	273	307*
Hunters interviewed	ᐊᖑᓇᓱᒃᑏᑦ ᐊᐱᕐᓱᕐᑕᑦ	Angunahuktin apikhuktan	204	221	235	246	265	292*
Harvested	ᐊᖑᓇᓱᒃᑐᒥᓃᑦ	Angujaujut	167	174	188	186	193	254*
Response Rate (%)	ᑭᐅᔪᑦ ᖃᑦᓱᐅᓂᖏᑦ (%)	Kiujut (%)	77	93	94	93	93	90**

* Hunters registered/interviewed/harvested at least once during the study.
** Mean annual response rate.

* ᐊᖑᓇᓱᒃᑏᑦ ᐊᑎᓕᐅᕐᓯᒪᔪᑦ/ᐊᐱᕐᓱᕐᑕᑦ/ᐊᖑᓇᓱᒃᑐᒥᓃᑦ ᐊᑕᐅᓯᐊᕐᓗᐊᕐᑐᑎᒃ ᖃᐅᔨᓴᕐᓂᒥ.
** ᐊᔾᔨᒌᓕᕐᑎᓯᒪᔪᑦ ᐊᒡᕋᒍᑕᒫᑦ ᑭᐅᔪᑦ.

* Angunahuktin atiliukhimajut/apikhiktaunikut/anguhimajut talvani kaujihatatiplugin.
** Atjikilirhimajut ukiumun kiutjutaujut.

6.1.6

TABLE/ᓇᓗᓇᐃᔭᐅᑦ/NAUNAIKUTA 149

Recall period between harvest and interview, expressed as % of total harvest records — **All Years (June 1996 - May 2001)**

ᐅᑎᕐᕕᐅᔪᑦ ᐊᑯᕐᖓᓂ ᐊᖑᓇᓱᓐᓂᖓᑕ ᐊᒻᒪᓗ ᐊᐱᕐᓱᕐᑕᐅᓂᖓᑕ, ᓇᓗᓇᐃᕐᑕᑦ ᐃᒫᒃ % ᑲᑎᑦᑐᑦ ᐊᖑᓇᓱᒃᑕᑦ ᑎᑎᕐᕐᑕᐅᒪᔪᑦ — **ᑕᒪᐃᓐᓄᑦ ᐊᒡᕋᒍᓄᑦ (ᔫᓂ 1996 - ᒪᐃ 2001)**

Angunahuktin apikhuktaujut, iluakhagaujutl % tamakiklugit angujauhimajut umajut — **Tamamik ukiuni (June 1996 - May 2001)**

Study Year/ᖃᐅᔨᓴᕐᕕᒃ ᐊᒡᕋᒍ/Ihivgiukimayut Ukiumi			1 96/97	2 97/98	3 98/99	4 99/00	5 00/01	Total ᑲᑎᑦᑐᑦ Tamakiklugin
Recall Period	**ᐅᑎᕐᕕᐅᔪᑦ**	**Pigiakvia**						
≤ 3 months	≤ 3 ᑕᕿᑦ	≤ tatkin pingahut	99	99	100	100	100	100
4-6 months	4-6 ᑕᕿᑦ	tatkin hitaman 6nut	0	1	0	0	0	0
> 6 months	> 6 ᑕᕿᑦ	> 6 tatkin	1	0	0	0	0	0

TABLE/ᓇᓗᓇᐃᔭᐅᑦ/NAUNAIKUTA 150

Number of hunters harvesting each species

ᖃᑦᓯᐅᓂᖏᑦ ᐊᖑᓇᓱᒃᑏᑦ ᐊᖑᓇᓱᒃᐸᑦᑐᑦ ᐊᑐᓂᒃ ᐆᒪᔪᕐᓂᒃ

Angunahuktin angutivaktun umajunik

All Years (June 1996 - May 2001)

ᑕᒪᐃᓐᓄᑦ ᐊᒡᕐᒍᓄᑦ (ᔫᓂ 1996 - ᒪᐃ 2001)

Tamamik ukiuni (June 1996 - May 2001)

Study Year/ᖃᐅᔨᓴᕐᕕᒃ ᐊᒡᕐᒍ/Ihivgiukimayut Ukiumi			1 96/97	2 97/98	3 98/99	4 99/00	5 00/01	Total ᑲᑎᑦᑐᑦ Tamakiklugin
Species	**ᐆᒪᔪᑦ**	**Umajuin**						
Caribou	ᑐᒃᑐᐃᑦ	Tuktut	121	118	128	122	122	205
Polar bear‡‡	ᓇᓄᐃᑦ‡‡	Nanuit‡‡	n/d	n/d	n/d	n/d	n/d	n/d
Wolf	ᐊᒪᕈᐃᑦ	Amagut	5	4	9	11	6	27
Arctic fox	ᑎᓇᒐᓐᓂᐊᑦ	Tigiganiat	16	26	7	12	20	42
Wolverine	ᖃᕝᕕᑦ	Kalvik			1		1	2
Arctic hare	ᐅᑲᓖᑦ	Ukalik	27	7	14	11	4	42
Arctic ground squirrel	ᓱᒃᓱᑦ	Hikhik	1					1
Ringed seal	ᓇᑦᓱᑦ	Natiinat	121	133	140	145	136	210
Bearded seal	ᐅᒃᔪᐃᑦ	Ukyuk	33	35	36	51	48	102
Harp seal	ᖃᐃᕈᓖᑦ	Qairulik	4	3	2	9		17
Walrus	ᐊᐃᓈᑦ	Akvik	42	56	48	64	60	117
Narwhal	ᑑᒫᓖᑦ ᕿᓚᓗᒐᑦ	Tuugaak	1		13	6	2	21
Beluga	ᖃᑯᑦᑕᑦ ᕿᓚᓗᒐᑦ	Kilalugak	6	6	23		3	31
Snow goose	ᑲᖑᐃᑦ	Kanguq	28	39	43	31	56	106
Canada goose	ᓂᕐᓖᑦ ᐅᓗᐊᒍᓖᑦ	Nikliknik	9	8	2	13	9	29
Old squaw	ᐊᒃᑭᐊᕐᔪᐃᑦ	Aahangik		1	1	1		3
Pintail	ᕐᓱᒻᒧᐊᔫᑦ	Arnaviaq	2		2			4
Eider duck	ᒥᑏᑦ	Kingalik	23	16	26	28	30	76
Tundra swan	ᕐᓱᔪᐃᑦ	Kukyuk	1	1	2			4
Red-Throated loon	ᖃᖅᓴᐅᑦ	Qaqhuaq			2	2		4
Ptarmigan	ᐊᕿᒃᑏᑦ	Akilgik	49	25	30	35	38	86
Sandhill crane	ᑕᑎᒃᓴᕐᔪᐊᖅ	Tatilgaq			1			1
Eggs (unspecified)	ᒪᓐᓃᑦ	Manniit					2	2
Goose eggs	ᑲᖑᐃᑦ ᒪᓐᓂᖏᑦ	Uluaguliit manniit		39	58	14	75	122
Duck eggs	ᒥᑏᑦ ᒪᓐᓂᖏᑦ	Tinmiat manniit		9	20	23	23	58
Arctic tern eggs	ᐃᒥᖅᑯᑕᐃᓚᐃᑦ ᒪᓐᓂᖏᑦ	Emitkutailat manniit		21	4	15	15	40
Seagull eggs	ᓇᐃᔭᐃᑦ ᒪᓐᓂᑦ	Nauyat manniit		1	4	1	5	10
Black guillemot eggs	ᐱᑦᓯᐅᓛᑦ ᒪᓐᓂᖏᑦ	Black guillemot eggs					1	1
Arctic char	ᐃᖃᓗᒃᐲᑦ	Ikaliviit	123	128	133	135	133	213
Lake trout	ᐃᓱᕋᐃᑦ	Ikalukpik	5	4	4	37	40	67
Cod	ᐆᒪᐃᑦ	Ugak			3	4	2	8
Sculpin	ᑲᓇᔪᐃᑦ	Kanayuk			2	5		6
Clams	ᐊᒃᒧᒪᔪᑦ	Uviluq	1					1

‡‡ No data are available corresponding to the harvest numbers shown in the harvest estimates table which were provided by DSD.

‡‡ ᑎᑎᕋᓯᒪᔪᓂᒃ ᐱᑕᖃᖏᑦᑐᖅ ᐱᔾᔪᑎᓐᓂᒃ ᐊᖑᔭᑦ ᖃᑦᓯᐅᓂᖏᓐᓄᑦ ᐊᓚᒃᑲᐅᒪᔪᓄᑦ ᐊᖑᔭᓄᑦ ᓇᓚᐅᑦᓴᕈᑎᓂ ᑐᓂᔭᖏᓐᓂ ᐃᑯᐱᕐᕕᓕᕆᔨᑦ.

‡‡ Nahagauhimaitut titigakhimajunik pitman kanuk angujaukatakhimajunik kanukitunit pijaumajut ikupiktulikijinik.

6.1.6

6.1.6 Community Results Discussion: Igloolik

The survey frame:
An assessment of under-enumeration during the community visit indicated that there were very few hunters who were not registered in the Harvest Study.

Survey coverage and non-response bias:
Response rates in the first three months of year 1 of the study were quite low in Igloolik, dropping below 50% in two of these months. As seen in Table 9 the consistent intentional non-response rate in Igloolik was low, at 1%, and was not thought to be a potential source of non-response bias.

Response rates were felt to be high enough and non-response bias low enough during years 2 to 5 to ensure that n did in fact constitute a sufficiently representative sample of N hunters. Readers should exercise caution when using the data collected during the first three months of the study since the potential for both sampling error and non-response bias increases as response rates fall.

Measurement issues and response error:
It was reported during the community visit that some hunters were reluctant to report their entire harvest, especially in the first year of the study. Some of these hunters did not clearly understand the purpose of the study and were fearful that the results may be used to limit harvesting. With further communication as the study progressed, this was apparently less of a factor. It was also reported that for some species, particularly arctic char, hunters may not have counted large catches and would have needed to estimate their harvest. The community indicated that Inuit hunters are more likely to under-estimate as opposed to over-estimate their harvest. These factors may have resulted in the reported harvests being lower than actual harvests.

As seen in the recall period tables, the vast majority of harvest records were collected within three months of the harvest, thereby minimizing recall error.

There was some commercial harvesting of arctic char during the Harvest Study but not in all years. It is thought that some of this commercial harvest was reported with the subsistence harvest in some years of the study.

Community feedback and other sources of data:

1. **Caribou:** Caribou harvesting consisted of barren-ground caribou.
2. **Polar bear:** Numbers displayed are not estimates but confirmed harvest numbers supplied by DSD (DSD PB).
3. **Seals:** DSD reports indicate that 611 seal pelts were purchased from Igloolik hunters in 1999/2000 (year 4) and 502 were purchased in 2000/2001 (year 5) (note that DSD data are based on harvest years that run from July to June, whereas Harvest Study data are based on harvest years that run from June to May) (DSD FB). As not all pelts will be sold, the harvest estimates being higher than these numbers are felt to be accurate.
4. **Narwhal:** The narwhal quota was 25 animals annually. DFO reports the following harvest numbers for narwhal (note that DFO data are based on fiscal years, whereas Harvest Study data are based on harvest years that run from June to May) (DFO N/B):

96/97	97/98	98/99	99/00	00/01
5	3	29	4	3

5. **Eider duck:** Eider duck harvesting consists mainly of king eiders, with very few common eiders being taken (C.F.).
6. **Eggs:** Hunters were not aware they were to report their egg harvest in year 1, therefore none were reported. Harvest estimates for eggs in other years were thought to be a little too low, particularly in year 4 for goose eggs and seagull eggs. King eider eggs are much more abundant than common eider eggs and would make up the majority of the duck egg harvest (C.F.).
7. **Arctic char:** There were times when commercial fishing was done but not each year. The community Fieldworker reported that the commercial harvest when it occurred was reported along with the subsistence harvest and would be included in the harvest estimates. It was commented that people were hesitant to report their whole catch the first year of the study and numbers may be low for that year. Harvest estimates in other years were thought to be more accurate. It was also indicated that harvesters did not always remember exactly how many char they caught and so would need to estimate the number (C.F.).
8. **Lake trout:** There is a yearly fishing derby in Hall Beach that started in 1992. Many of the fish were likely caught during this derby (C.F.).
9. **Cod/sculpin:** These fish are mainly caught by children. In years where 0 were recorded there were likely some caught, but not reported (C.F.).
10. **Clams:** It was reported during the community visit that people do go clam digging when the tide is very low. It is suspected that the lack of reported harvest of clams in the last four years of the study is due to a lack of reporting, not a lack of harvesting (C.F.).

6.1.6 ᓄᓇᓕᖕᓂ ᓴᖅᑭᑕᐅᔪᓂᒃ ᐅᖃᖃᑎᒌᕈᑎᑦ: ᐃᒡᓗᓕᒃ

ᖃᐅᔨᓴᓂᐅᑉ ᐋᖅᑭᐅᒪᓂᖓ:
ᕿᒥᕐᕈᔭᐅᑎᓪᓗᒋᑦ ᐊᑎᓕᐅᖅᓯᒪᖕᒋᓗᐊᓇᐊᖏᖕᓂᒃ ᐳᓚᕐᖅᑎᓪᓗᒋᑦ ᓄᓇᓕᒥᒃ ᖃᐅᔨᓚᐅᖅᑐᑦ ᐅᓄᖏᑦᑐᑯᓗᐃᑦ ᐊᖑᓇᓱᑦᑎᑦ ᐊᑎᖃᖃᑕᐅᓚᐅᖏᓂᖏᓂᒃ ᖃᐅᔨᓴᓂᕐᒧᑦ.

ᖃᐅᔨᓴᖅᑕᐅᔪᑦ ᐊᒻᒪ ᐃᓚᓕᐅᓇᔭᐅᕙᖏᑦᑐᑦ ᑭᐅᖕᖏᑦᑐᑦ:
ᑭᐅᕙᑦᑎᒋᓂᖏᑦ ᑕᖅᑭᑦ ᐱᖓᓱᑦ ᓯᕗᓪᓕᖅᐸᖏᓂ ᐅᑭᐅᖓᓂ 1 ᖃᐅᔨᓴᓂᕐᒧᑦ ᐊᑦᑎᓗᐊᑲᓪᓚᐅᖅᑐᑦ ᐃᒡᓗᓕᖕᒥ, ᑲᑕᒃᓯᒪᓪᓗᑎᒃ ᓇᑉᐸᖓᓂ 50% ᒪᕿᖏᖕᓂ ᑕᖅᑭᑦ ᑖᒃᑯᐊ. ᑕᑯᑎᑦᓯᒪᒪᑕ ᓇᓕᖅᑲᒥ 9 ᐱᔭᕇᓪᓗᑎᒃ ᑭᐅᑦᑕᐃᓕᑦᓴᐃᓇᐸᑦᑐᑦ ᐃᒡᓗᓕᖕᒥ ᐅᓄᖏᑦᑐᑯᓘᐅᖅᑐᐃᑦ, 1%ᒥᑦᑐᑎᒃ, ᐊᒻᒪᓗ ᐃᓱᒪᒋᔭᐅᓚᐅᖕᖏᑦᑐᖅ ᐱᒍᑕᐅᑐᐃᓐᓇᐊᖃᕐᓂᖓᓂᒃ ᑭᐅᕙᖕᖏᑦᑐᓂᒃ ᐃᓚᓕᐅᓇᖕᖏᓗᐊᖕᓂᕐᒧᑦ.

ᑭᐅᕙᑦᑎᒋᓂᖏᑦ ᐊᒥᓲᑦᑎᐊᕐᓱᒋᔭᐅᓚᐅᖅᑐᑦ ᐊᒻᒪᓗ ᑭᐅᕙᖕᖏᑦᑐᑦ ᐅᓄᓗᐊᕋᑎᒃ ᐅᑭᐅᖏᖕᓂ 2ᒥᑦ 5ᒧᑦ ᑖᒃᑯᐊ ᐊᐱᖅᓯᖅᑕᐅᕙᑦᑐᑦ ᖃᑦᑎᐅᓂᖏᑦ ᒥᑦᓴᐅᓯᓯᒪᑦᑎᐊᕐᓂᖏᓂᒃ ᐊᖑᓇᓱᑦᑎᓂᒃ ᐊᑎᖃᖃᑕᐅᔪᓂᒃ. ᐅᖃᓚᒫᖅᐸᑦᑐᑦ ᐅᔾᔨᖅᑐᒋᐊᖃᖅᑐᑦ ᐊᑐᕐᓂᐊᕈᓂᔾᔪᒃ ᐊᑦᓚᑕᐅᓯᒪᔪᑦ ᓄᐊᑕᐅᓯᒪᔪᑦ ᓯᕗᓪᓕᖅᐸᖏᓂ ᑕᖅᑭᑦ ᐱᖓᓱᑦ ᖃᐅᔨᓴᓂᖃᖅᑎᐊᓯᑎᓪᓗᒍ ᑕᒻᒪᖅᓯᒪᐅᖅᑐᓂᒃ ᐊᒻᒪᓗ ᑭᐅᕙᖕᖏᑦᑐᓂᒃ ᐃᓚᓕᐅᓇᖕᖏᓗᐊᕐᓂᑦ ᐱᕙᓪᓕᐊᓲᖑᒻᒪᑦ ᑭᐅᕙᑦᑎᒋᓂᖏᑦ ᑲᑕᔾᔪᒻᒥᔭᕐᖓᑕ.

ᓱᖅᑯᐃᖅᓯᔪᑎᓈᓕᖓᔪᑦ ᐊᒻᒪ ᑭᐅᔾᔪᑎᑦ ᑕᒻᒪᖅᓯᒪᐅᖅᑐᑦ:
ᐅᖃᐅᓯᐅᓚᐅᖅᑐᖅ ᓄᓇᓕᑦ ᐳᓚᕐᖅᑕᐅᑎᓪᓗᒋᑦ ᐃᓚᖏᑦ ᐊᖑᓇᓱᒃᑎᑦ ᐅᖃᐅᓯᖃᒋᒪᓗᐊᖅᐸᓚᐅᖏᓂᖏᓂᒃ ᐆᒪᔪᖅᑕᒥᓂᓚᒫᒥᓂᒃ, ᐱᓗᐊᖅᑐᒥᒃ ᐅᑭᐅᑉ ᓯᕗᓪᓕᖅᐸᖏᓂ ᖃᐅᔨᓴᓂᖃᖅᑎᓪᓗᒍ. ᐊᖑᓇᓱᑦᑎᑦ ᑕᒪᑯᐊ ᐃᓚᖏᑦ ᑐᑭᓯᐅᒪᑦᑎᐊᖅᐸᓇᖏᖕᓂᖏᓂᒃ ᓱᒻᒪᑦ ᖃᐅᔨᓴᓂᖃᖅᒪᖕᒐᑦ ᐊᒻᒪᓗ ᓱᕗᕋᓂᖃᖅᑐᑎᒃ ᑕᒪᑯᐊ ᓴᖅᑭᑕᐅᔪᐃᑦ ᐆᒪᔪᓗᐊᑦᑕᐃᓕᒍᑎᐅᓯᒐᔭᓂᖏᓂᒃ. ᑐᓴᖅᑎᑕᐅᕙᓪᓕᐊᓂᖏᑦ ᒪᓕᑦᑐᑦ ᖃᐅᔨᓴᓂᖅ ᐱᕙᓪᓕᐊᔭᐅᓂᓚᒫᖓᓂ, ᑕᒪᓇ ᐱᔾᔪᑕᐅᓗᐊᕈᓐᓂᓚᐅᖅᑐᖅ. ᐅᖃᐅᓯᐅᓚᐅᕐᒥᔪᖅ ᓂᔪᑎᑦ ᐃᓚᖏᓐᑦ, ᐱᓗᐊᖅᑐᒥᑦ ᐃᖃᓗᒃᑕᐅᕙᑦᑐᓐᑦ, ᐊᖑᓇᓱᑦᑎᑦ ᓈᓴᐃᕙᑦᑐᑦᓴᐅᓂᖅᓴᐅᕙᓂᖏᓂᒃ ᐅᖓᑕᐅᔾᔨᓂᖅᓴᐅᓕᑎᒃ. ᑕᒪᒃᑯᐊ ᐱᔾᔪᑕᐅᔪᑦ ᐅᖃᐅᓯᐅᓯᐅᓚᔪᓂ ᖃᑦᑏᖕᓇᐅᓂᖅᓴᐅᔾᔭᑕᐅᖅᑐᖅᑐᒥᓂᑦ ᐱᔭᐅᓪᓚᑦᑖᖅᑐᒥᓂ ᓴᓂᐊᓂ.

ᑕᐃᒫᒃ ᑕᑯᑎᑦᓯᒪᒪᑕ ᓇᓕᖅᑲᓃᑦᑐᑦ ᐊᑯᑦᑐᓂᖏᑕ ᐃᖅᑲᐅᒪᔭᕆᐊᖃᖅᐸᑦᑕᖏᑕ, ᐅᓄᓂᖅᓴᒻᒪᕆᑦ ᐆᒪᔪᖅᑕᒥᓂᕐᓄᑦ ᐊᓚᑦᑕᐅᓯᒪᔪᐃᑦ ᓄᐊᑕᐅᑦᑐᒥᓂᑦ ᑕᖅᑭᑦ ᐱᖓᓱᑦ ᑐᖓᒍᑦ, ᐅᐃᒍᔭᐃᔾᔪᑎᒋᓂᖅᓴᕆᓪᓗᒍ.

ᐃᖃᓗᒐᑦᑐᖃᖅᐸᓚᐅᖅᑐᖅ ᓂᐅᕈᑎᑦᓴᒧᑦ ᐆᒪᔪᖅᑕᐅᑦᑐᓂᒃ ᖃᐅᔨᓴᓂᖃᖅᑎᓪᓗᒍ ᑭᓯᐊᓂ ᐅᑭᐅᓂᑦ ᑕᒪᕐᒥᐅᖏᑦᑐᖅ, ᐃᓱᒪᒋᔭᐅᓯᒪᔪᖅ ᐃᓚᖏᑦ ᓂᐅᕈᑎᑦᓴᓕᐊᒥᓂᑦ ᐅᖃᖃᓯᐅᑎᔭᐅᕙᑦᑐᒥᓂᐅᓂᖏᓂᒃ ᓂᑭᒃᓴᕆᐊᓄᑦ ᐅᑭᑦ ᐃᓚᖏᓂ ᖃᐅᔨᓴᓂᖃᖅᑎᓪᓗᒍ.

ᓄᓇᓕᒻᒥ ᑭᐅᔾᔪᑎᑦ ᐊᒻᒪᓗ ᐊᓯᖏᑦ ᐊᓪᓚᑕᐅᓯᒪᔪᑦ:

1 **ᑐᒃᑐᐃᑦ:** ᑐᒃᑐᐃᑦ ᓇᑉᖅᑐᖃᖏᑦᑐᒥᐅᑦ

2 **ᓇᓄᐃᑦ:** ᓈᓴᐅᑎᑦ ᑕᑯᔭᒃᓴᐅᔪᑦ ᒥᑦᓴᐅᓯᕈᑎᑐᐃᓐᓇᐅᖏᑦᑐᑦ ᑭᓯᐊᓂ ᓈᓴᖅᑕᐅᓯᒪᓪᓚᑦᑖᖅᑐᑦ ᓄᓇᕗᑦ ᒐᕙᒪᒃᑯᑦ ᐃᑯᐱᕙᓪᓕᓇᔭᒃᑯᖏᓐᓂᑦ (DSD PB).

3 **ᓇᑦᓯᑦ:** ᐃᑯᐱᕙᓪᓕᓇᔭᒃᑯᑦ ᓇᓕᖅᑲᖏᑦ ᑕᑯᑎᑦᓯᓯᒪᔪᑦ 611ᓂᒃ ᓇᑦᑎᑦ ᕿᓯᖏᖕᓂᒃ ᓂᐅᕙᕐᕙᐅᓚᐅᕐᓂᖏᖕᓂᒃ ᐃᒡᓗᓕᖕᒥ ᐊᖑᓇᓱᒃᑎᐅᔪᐃᑦ 1999/2000ᒥ (ᐅᑭᐅᖓᓂ 4) ᐊᒻᒪ 502 ᓂᐅᕙᖅᑕᐅᓪᓗᑎᒃ 2000/2001ᒥ (ᐅᑭᐅᖓᓂ 5) (ᖃᐅᔨᒪᒋᑦ ᐃᑯᐱᕙᓪᓕᓇᔭᒃᑯᑦ ᓈᓴᐅᑎᖏᑦ ᒪᓕᒻᒪᑕ ᐱᒋᐊᕐᕙᖅᑐᒥᒃ ᔪᓚᐃᒥᑦ ᔪᓂᒧᑦ, ᖃᐅᔨᓴᓂᒧᓪᓗ ᐊᓪᓚᑕᐅᓯᒪᔪᐃᑦ ᒪᓕᒻᒪᑕ ᐱᒋᐊᕐᕙᒋᓪᓗᒍ ᔪᓂᒥᑦ ᒪᐃᒧᑦ) (DSD FB). ᑕᒪᕐᒥᑦ ᕿᓯᑦ ᓂᐅᕙᐊᑦᓴᐅᔪᐃᓐᓇᐅᔾᔭᖕᖏᒥᒻᒪᑕ, ᓇᑦᑎᖅᑕᐅᕙᑦᑐᑦ ᖃᑦᑎᐅᓂᖏᑦ ᐅᓄᓂᖅᓴᐅᓂᓇᔭᖏᑦ ᑖᒃᑯᓂᖓ ᓈᓴᐅᑎᓂᒃ ᓇᓚᐅᑦᓯᓂᖅᓴᐅᓯᓇᔭᐅᔪᑦ.

4 **ᐊᓪᓚᓐᖓᐊᑦ:** ᐊᓪᓚᓐᖓᐊᓇᑦ ᑰᑕᖃᓚᐅᖅᑐᑦ 25ᓂᒃ ᐊᑦᕋᒍᑕᒫᑦ. ᐃᒪᕐᒥᐅᑕᓕᓇᔭᒃᑯᓐᓂᑦ ᐊᓪᓚᑕᐅᓯᒪᔪᐃᑦ ᐅᑯᐊ ᓈᓴᐅᑎᑦ ᑑᒫᓕᖅᑕᒥᓂᕐᓂᑦ (ᖃᐅᔨᒪᒋᑦ ᐃᒪᕐᒥᐅᑕᓕᓇᔭᒃᑯᑦ ᓈᓴᐅᑎᖏᑦ ᒪᓕᒻᒪᑕ ᑮᓇᐅᔭᖅᑑᑎᒋᐅᑦᑕᒥᑕ ᐅᑭᐅᖏᓂᒃ, ᐆᒪᔪᖅᑕᐅᑦᑐᓂᓪᓗ ᐊᓪᓚᓯᒪᔪᖏᑦ ᒪᓕᖕᒐᕐᒪᑕ ᐱᒋᐊᕐᖃᖅᑐᑎᒃ ᔪᓂᒥᑦ ᒪᐃᒧᑦ) (DFO N/B):

96/97	97/98	98/99	99/00	00/01
5	3	29	4	3

5 **ᒥᑎᑦ:** ᒥᑎᐅᔪᓂ ᕿᖓᓕᑦ ᐱᔭᐅᓂᖅᓴᐅᑦᑐᑦ, ᖃᑦᓲᓐᓇᑯᓗᐃᑦ ᒥᑎᑦ ᐱᔭᐅᖕᒫᖅᐸᑎᓪᓗᒋᑦ (C.F.).

6 **ᒪᓐᓂᑦ:** ᐊᖑᓇᓱᒃᑎᑦ ᖃᐅᔨᒪᐃᓐᓇᖅᐸᓐᓂᖏᑦᑐᑦ ᐅᖃᐅᓯᖃᖅᑐᑦᓴᐅᓂᖏᖕᓂᒃ ᒪᓐᓂᑦᑕᒥᓂᕐᒥᓂᒃ ᐅᑭᐅᖓᓂ 1, ᑕᐃᒪᐃᒻᒪᑦ ᐅᖃᐅᓯᐅᔪᖃᕐᓂᖏᑦᑐᖅ. ᒪᓐᓂᑦᑕᐅᔪᒥᓂᑦ ᖃᑦᑎᐅᓂᖏᑦ ᐊᓯᖏᖕᓂ ᐅᑭᐅᖓᔪᓂ ᐊᑦᑎᓗᐊᕐᓱᒋᔭᐅᓚᐅᖅᑐᑦ, ᐱᓗᐊᕐᓗᒋᑦ ᐅᑭᐅᖓᓂ 4 ᑲᖓᐃᑦ ᒪᓐᓂᖕᓄᑦ ᓇᐅᔭᐃᓪᓗ. ᕿᖓᓕᓄᑦ ᒪᓐᓂᑦ ᐊᑐᐃᓐᓇᐅᓂᖅᓴᑦᓚᓇᐅᔪᑦ ᒥᑎᑦ ᓴᓂᐊᓐᓂ ᐊᒻᒪᓗ ᐅᓄᓛᖓᓄᖕᖓᐊᖅᑐᑎᒃ ᒪᓐᓂᑦᑕᐅᑦᑐᓂᒃ ᒥᑎᐅᔪᓂ ᖃᓂᑏᖅᑎᑏᑦᑐᓂ (C.F.).

7 **ᐃᖃᓗᐃᑦ:** ᐃᓛᓐᓂᒃᑯᑦ ᐃᖃᓗᓯᑦᑐᖃᖅᐸᓚᐅᖅᑐᖅ ᓂᐅᕈᑎᒃᓴᓂᒃ ᑭᓯᐊᓂ ᐊᕐᕋᒍᑕᒫᖓᓂᑦᑐᖅ. ᓄᓇᓕᐅᑉ ᐳᓚᕐᖅᑎᖓ ᐅᖃᐅᓯᖃᓚᐅᖅᑐᖅ ᓂᐅᕈᑎᖃᖅᑐᒥᓂᐅᔪᖃᕐᖓᑦ ᐱᖃᓯᐅᑎᔭᐅᕙᑦᑐᒥᓂᐅᓂᖏᓂᒃ ᓂᕈᑦᓴᕆᐊᖑᕙᑦᑐᓄᑦ ᐱᖃᓯᐅᑎᖃᐅᑎᓪᓗᑎᒃ ᐃᖃᓗᒃᑕᐅᕙᑦᑐᐃᑦ ᓈᓴᖅᑕᐅᓯᒪᓂᖏᓂᑦ. ᐅᖃᐅᓯᐅᓚᐅᕐᒥᔪᖅ ᐃᓄᐃᑦ ᐅᖃᒪᓗᐊᖅᐸᓚᐅᖏᓂᖏᓂᒃ ᐃᖃᓗᒃᑕᓚᒫᒥᓂᒃ ᐅᑭᐅᑉ ᓯᕗᓪᓕᖅᐸᖏᓂ ᖃᐅᔨᓴᓂᖃᖅᑎᓪᓗᒍ ᐊᒻᒪᓗ ᖃᑦᑎᐅᓂᓇᔭᖏᑦ ᐊᑦᑎᓗᐊᑐᐃᓐᓇᐊᖃᖅᑐᑦ ᑕᐃᑲᓂ ᐅᑭᐅᒥ. ᐱᔭᐅᕙᑦᑐᑦ ᖃᑦᑎᐅᓂᖏᑦ ᐅᑭᐅᓂ ᐊᓯᖏᖕᓂ ᓇᓚᐅᑦᑕᐃᓂᖅᓴᐅᓚᓇᔭᐅᓚᐅᖅᑐᑦ. ᓇᓗᓇᐃᖅᑕᐅᓚᐅᕐᒥᔪᖅ ᐊᖑᓇᓱᑦᑎᑦ ᐃᖅᑲᐅᒪᐃᓐᓇᖃᑦᑕᓚᐅᖏᓂᖏᓂᒃ ᖃᑦᑎᓪᓗᑦᑖᓂᒃ ᐃᖃᓗᒃᑐᒥᓂᐅᒋᐊᒃᓴᖏᓂᒃ ᐊᒻᒪᓗ ᒥᑦᓴᐅᓯᒋᐊᖃᓯᕙᓚᐅᕐᓂᖏᓂᒃ (C.F.).

8 **ᐃᓱᕋᐃᑦ:** ᐅᑭᐅᑕᒫᑦ ᐃᖃᓗᓕᐅᑎᔪᖃᖅᐸᓚᐅᖅᑐᖅ ᓴᓂᕋᔭᖕᒥ ᐱᒋᐊᖅᑐᒍ 1992ᒥᑦ. ᐅᓄᖅᑐᑦ ᑕᒪᑯᐊ ᐃᓱᕋᐃᑦ ᐱᔭᐅᖅᑰᖃᑦᑕᖅᑐᒥᓂᑦ ᐃᖃᓗᓕᐅᑎᔪᖃᓕᕐᖓᑦ (C.F.).

9 **ᑮᓴᐃᑦ ᑲᓇᔪᐃᑦ:** ᑕᒪᑯᐊ ᐸᐱᕈᓕᑦ ᐱᔭᐅᒍᔪᓐᓂᖅᓴᐅᕙᑦᑐᑦ ᓱᕈᓯᕐᓄᑦ. ᐅᑭᐅᖓᔪᓂ ᐊᓪᓚᑕᐅᓯᒪᔪᖃᖅᑎᓐᓇᒍ ᐱᔪᖃᓂᕐᒪᖓᑦ ᐱᔭᐅᕙᑦᑐᓴᐅᔪᒥᓂᐅᓚᓗᐊᑦ ᑭᓯᐊᓂ ᐅᖃᐅᓯᐅᕙᒪᑎᒃ (C.F.).

10 **ᐊᒻᒫᒪᔪᑦ:** ᐅᖃᐅᓯᐅᓚᐅᖅᑐᖅ ᓄᓇᓕᑦ ᐳᓚᕐᖅᑕᐅᑎᓪᓗᒋᑦ ᐃᓄᐃᑦ ᐊᒻᒫᒪᔪᖅᑕᐸᓐᓂᖏᓂᒃ ᑎᓂᔾᔪᐊᖅᓯᒪᓕᕐᖓᑦ ᐱᑐᕐᓇᒥ. ᑲᖏᒋᔭᐅᔪᖅ ᐅᖃᐅᓯᐅᖕᒋᓗᐊᖅᐸᑦᑐᒥᓂᐅᓂᖏᑦ ᐊᒻᒫᒪᔪᖅᑕᐅᑦᑐᑦ ᐅᑭᐅᑦ ᑎᓴᒪᑦ ᑭᖑᓪᓕᖅᐸᖏᓂ ᐱᒍᑎᖃᖅᑐᖅ ᐅᖃᐅᓯᐅᖕᒋᓗᐊᖅᐸᓐᓂᖏᓂᒃ, ᐱᔭᐅᕙᖏᓂᖏᓂᖏᑦᑐᖅ (C.F.).

6.1.6 Nunani Iniktihimayut Ukauhiit: Igloolik

Ihivgiukhimayut Atugutait:
Ihivgiuaakhimayuni ataani ihivgiukhimayut nunanut pulaakhimatitluta takuhimayut ikitut umayukhiuktit titigaktauhimaitut Umayukhiukhimayut Ihivgiukhimayumi.

Ihivgiukhimayut pihimayut ovalo kiuyuitut ihumagiyait:
Kiuhimayut naunaiyautait hivulimi pingahut tatkikhiutit ukiumi 1mi mikiyut Igloolikmi, katakhimayut ataanut 50%mik malguni hapkoa tatkikhiutini. Takuyauhimayut ikpatauyani 9mi piktaktut kiuyuitut naunaiyautait Igloolikmi mikiyut 1%mi ovalo ihumayut pilaaktut pihimayait kiuyuitut ihimagiyaini.

Kiuhimayut naunaiyautait ihumagiyut angiyut ovalo kiuyuitut ihimagiyait mikiyut ukiuni 2mit 5mut piyaami nni pihimayut ilaupkaivluni uktukhimayut Nni umayukhiuktini. Taiguaktut ihumayukhat atuligumik katitikhimayut katitigutait hivulimi pingahut tatkikhiutit ihivgiukhimayuni pilaamata tamamik uktukhimayut ihuinaagutikhat ovalo kiuyuitjutait ihimagiyait angiklilaamata kiuhimayut naunaiyautait katakpata.

Atugutingit ihumagiyait ovalo kiuhimayut ihuinaagutait:
Tuhaktitihimayut nunani pulaakhimatitlugit ilangit umayukhiuktit piyumangitut tuhaktitilugit tamamik umayukhimayainik, ilaa hivulimi ukiumi ihvgiuliktitlugit. Ilangit umayukhiuktit nalugaluagamik hunauyut ihivgiuktut ovalo ikhivlutik iniktigutait atuniaktut mikhilugit umayukhiulaat. Tuhaktitikatakhugit ihivgiuktut pitilugit, hamna ihumaalugiyauhuiktuk. Tuhaktitauhimayutlu ilangit umayut, ilaa ikaliviit, umayukhiuktit naunaiyakhimaitait amigaitut pihimayut ovalo pihimavaktut naunaiyakafulugit umayukhiukhimayainik. Nunani ukakhimayut Inuit umayukhiuktit pivaktut ataani naunaiyakpaktut pingithutik kaaganut naunaiyautivlutik umayuktaminik. Hapkoa pihimayut piyunakhiyut tuhaktitihimayut umayukhiukhimayut mikinikhaaguyut umayuktaminit.

Takuhimayut utiktihimayut ubluit ikpatauyaini, amigaitut umayukhiukhimayut titigagutait katitikhimayut iluani pingahut tatkikhiutini umayukhiukhimayuni, taimaimat mikinihaaguplugit utiktihimayut ihuinaagutait.

Pivaktut kinauyaliuhimayunik umayukhiukhimayuni ikalivinik Umayukhiukhimayut Ihivgiuktitlugit kihimi tamamiungituk ukiuni. Ihumagiyauyuk ilangit hamna kinauyaliukhimayut umayukhiuktuni tuhaktitihimayut ilanganut atuktakhaini umayukhiukhimayun ilaani ukiuni ihivgiuktitlugit.

Nunanit Ukakhimayut ovalo aalat pihimayaini katitikhimayuni:

1. **Tuktut:** Tuktut umayukhiukhimayut pihimayut nunanit tuktut.
2. **Nanuit:** Amigaitjutait takuhimayut naunaiyautaungitut kihimi pihimayut umayukhimayut amigaitjutait tunihimayut DSDnit (DSD PB).
3. **Natiit:** DSDkut tuhaktihimayut pihimayut 611kuyut natiit amiit niuviktauhimayut Iglookmit umayukhiuktinit 1999/2000mi (ukiumi4mi) ovalo 502kuyut niuviktauhimayut 2000/2001mi (ukiumi 5mi) (nalungilutit DSDkut katitikhimayut pivaktut umayukhiukhimayut ukiungit pihimayut Julymit Junemut, Umayukhiukhimayut Ihivgiuktut katitikhimayut pivaktut umayukhiukhimayut ukiungit pihimayut Junemit Maymut) (DSD FB). Tamamik amiit niuviktauyuitut, umayukhiukhimayut naunaiyautait angitkiyauyut hamani amigaitjutait ihumayut naamaktut.
4. **Tuugaat:** Tugaaliit kilalugait kotangit 25kuyut umayut ukiuk tamaat. DFOkut tuhaktitihimayut hapkoa umayukhiukhimayut amigaitjutait tugaaliit kilalugait (nalungilutit DFOkut katitikhimayait atukpaktut atuktaini ukiuni, Umayukhiukhimayut Ihivgiukhimayut katitikhimayut pihimayut ukiuni pivaktut Junemit Maymut) (DFO N/B):

96/97	97/98	98/99	99/00	00/01
5	3	29	4	3

[5] **Tingmiat:** Tingmiat umayukhiukpaktut amigaitkiyait kingaliit, ikitut mitiit pivaktait (C.F.).

[6] **Maniit:** Umayukhiuktit naluhimavaktut tuhaktitlutik maniit katitihimayainik ukiumi 1mi, taimaimat tuhaktitihimaitut. Umayukhiukhimayut naunaiyautait maninut aipaini ukiuni ihumagiyauyut mikiyut, ilaa ukiumi 4mi uluaguliit maniit ovalo nauyat maniit. Kingaliit maniit amigaitkiyauyut mitiknit maniinit ovalo pilaaktait amigaikhimalugit tingmiat maniit katitikhimayut (C.F.).

[7] **Ikaliviit:** Pivaktut ilaani kinauyalikhimayut ikalukhiukhutik kihimi tamakmiungituk ukiuni. Nunani havaktiit tuhaktitihimayut kinauyaliuktut ikalukhiukhutik pigaagamik tuhaktitivaktut ilauplugit atuktakhaini umayukhiuktaini ovalo ilauvaktut umayukhiukhimayut naunaiyautaini. Ukakhimayut Inuit piyumahiukpaktut tuhaktitilugit ikaluktaminik tamaat hivulim ukiumi ihivgiukliktitlugit ovalo amigaitjutait mikiyut talvani ukiungani. Umayukhiukhimayut naunaiyautait aipaini ukiuni ihumagiyauyut naamaktut. Nalungitutlu umayukhiuktut ilaani puigukpaktut kafinik ikalukpaktut ovalo pivaktut naunaiyakafukhugit amigaitjutait (C.F.).

[8] **Ikalukpik:** Ukiuk tamaat ikalukhiukpaktut takhinahuakhutik Sanigayaqmi pilihimayut 1992mi. Amigaitut ikaluit pivaktut hamani takhimahuaktitlugit (C.F.).

[9] **Ugat/kanayuit:** Hapkoa ikaluit piyauvaktut nutakanit. Ukiuni titigakhimayut pingitut (0) piyunakhiyuugaluit kihimi titigakhimaitut (C.F.).

[10] **Uviluit:** Tuhaktitihimayuk nunani pulaakhimatitlugu, Inuit uvilikhiulikpaktut imaitigaagat. Ihumagiyut pikatangitut tuhaktakhanik umayukhiukhimayut uvilunik hitamani ukiuni ihivgiukhimatitlugu pivaktut tuhaktitinginamik, piktaktitlugit umayukhiukhimayut (C.F.).

TABLE/ᓇᓗᓇᐃᔭᐅᑦ/NAUNAIKUTA 151

Monthly harvest estimates
ᑕᕿᑕᒫᑦ ᐊᖑᔭᓄᑦ ᓇᓚᐅᑦᓴᕈᑏᑦ
Tatkiktamat nahaktauvaktun

Year 2 (June 1997 - May 1998)
ᐊᒻᕐᒍ 2 (ᔫᓂ 1997 - ᒪᐃ 1998)
Ukiunga 2 (June 1997 - May 1998)

Month/ᑕᕿᖓ/Tatkia			JUN† ᔫᓂ	JUL† ᔪᓚᐃ	AUG ᐊᐅᒻᒍᑎ	SEP ᓱᑎᒻᐱᓇ	OCT ᐅᑦᑐᐱᓇ	NOV ᓄᕕᒻᐱᓇ	DEC ᑏᓯᒻᐱᓇ	JAN ᒣᓐᓄᐊᓇ	FEB ᕕᕝᕗᐊᓇ	MAR ᒫᕿ	APR ᐃᑦᓇᓕ	MAY ᒪᐃ	Total ᑲᑎᑦᑐᒋᑦ Tamakiklugin ± 95% CI
Species	**ᐆᒪᔪᑦ**	**Umajuin**													
Caribou	ᑐᒃᑐᐃᑦ	Tuktut	n/d	n/d	283	167	163	222	220	253	189	204	176	117	1,994 ± 63
Polar bear‡	ᓇᓄᐃᑦ‡	Nanuit‡	n/d	n/d						7	1	5		4	17
Wolf	ᐊᒪᕈᐃᑦ	Amagut	n/d	n/d	1			1	4	1		1	2		10 ± 2
Arctic fox	ᑎᓇᒐᓐᓂᐊᑦ	Tigiganiat	n/d	n/d			4	23	5	3	3		2		40 ± 9
Coloured fox	ᖃᑯᓐᖏᑦᑐᑦ ᑎᓇᒐᓐᓂᐊᑦ	Kalaliit tigiganiat	n/d	n/d					3	2			1		6 ± 2
Arctic hare	ᐅᑲᓖᑦ	Ukalik	n/d	n/d	2	6	1	2	6	18	3	2	13	3	56 ± 11
Ringed seal	ᓇᑦᓱᑦ	Natiinat	n/d	n/d	543	316	304	126	105	94	80	128	199	167	2,062 ± 106
Bearded seal	ᐅᒡᔪᐃᑦ	Ukyuk	n/d	n/d	18	8	15	14	6						61 ± 10
Harp seal	ᖃᐃᕈᓖᑦ	Qairulik	n/d	n/d	71	73	74	40	19						277 ± 41
Harbour seal	ᖃᓯᒋᐊᑦ	Qanigiaq	n/d	n/d					4						4 ± 3
Hooded seal	ᐊᐸᐃᑦ	Nahakakaktutut ittut natiit	n/d	n/d	2	4	15	9	2						32 ± 7
Walrus	ᐊᐃᓈᑦ	Akvik	n/d	n/d	2	3	13	2				1		1	22 ± 6
Beluga	ᖃᑯᑦᑕᑦ ᕿᓚᓗᒐᐃᑦ	Kilalugak	n/d	n/d	9										9 ± 4
Snow goose	ᑲᖑᐃᑦ	Kanguq	n/d	n/d										7	7 ± 3
Canada goose	ᓂᑦᓖᑦ	Nikliknik	n/d	n/d	2								3	67	72 ± 11
Eider duck	ᒥᑏᑦ	Kingalik	n/d	n/d	44	55	41	20							160 ± 35
Black guillemot	ᐱᑦᓯᐅᓛᑦ	Black guillemot	n/d	n/d		7									7 ± 6
Thick-billed murre	ᐊᑦᐸᐃᑦ	Thick-billed murre	n/d	n/d				2							2 ± 2
Ptarmigan	ᐊᕿᒻᒋᑦ	Akilgik	n/d	n/d	11	28	140	167	143	112	168	155	1,632	1,259	3,815 ± 313
Arctic char	ᐃᖃᓗᒃᐲᑦ	Ikaliviit	n/d	n/d	2,021	451	500	271	307	115	92	222	539	267	4,785 ± 739
Cod	ᐆᒪᐃᑦ	Ugak	n/d	n/d	17					49					66 ± 28
Sculpin	ᑲᓇᔪᐃᑦ	Kanayuk	n/d	n/d	47	15									62 ± 26
Clams	ᐊᒻᒧᒪᔪᑦ	Uviluq	n/d	n/d	2,178	850	842								3,870 ± 882

† No data were collected in June and July 1997. Consequently, the total harvest listed above is a 10 month total (August 1997 - May 1998), not an annual total. Similarly, the confidence intervals shown were calculated only for the 10 months in which data were collected.
‡ Polar bear data supplied by DSD.

† ᓇᓴᐅᑎᓂᒃ ᓄᐊᕐᓯᔪᖃᓚᐅᖕᖏᑦᑐᖅ ᐅᕙᓂ ᔫᓂ ᐊᒻᒪᓗ ᔪᓚᐃ 1997. ᑕᒪᐃᖕᓂᖓᓄᑦ, ᑲᑎᑦᑐᒋᑦ ᐊᖑᔭᑦ ᑎᑎᕐᑕᐅᒪᔪᑦ ᖁᓪᓕᕐᓂ ᖁᓕᓄᑦ ᕿᓄᑦ ᑲᑎᓯᒪᔪᖅ (ᐊᐅᒻᒍᑎ 1997- ᒪᐃ 1998), ᐊᒻᕐᒍᓕᒫᖑᖕᖏᑦᑐᒧᑦ. ᑕᐃᒫᒐᓚᑦᑕᖅ, ᓱᓕᔪᓐᓇᕐᓂᖏᑦ ᐊᑯᖕᓂᖏᑦ ᖃᐅᔨᔭᐅᒐᓱᐊᓚᐅᑦᑐᑦ ᖁᓕᑐᐃᖕᓇᕐᓄᑦ ᕿᓄᑦ ᓈᓴᐅᑎᓂᒃ ᓄᐊᕐᓱᕐᕕᐅᔪᓄᑦ.
‡ ᓇᓄᕐᓄᑦ ᑎᑎᕐᑕᐅᒪᔪᑦ ᑐᓂᔭᖏᑦ ᐅᑯᐊ ᐃᑯᐱᕐᕕᓕᕆᔨᑦ.

† Katikhiktaumaimata June Julylu 1997. Taimalu, tamakikhugit tahapkuan angujauvakhimajut kulinut tatkinut (August 1997 – May 1998), iluitumungituk tamna ukiumnun. Taimanahainaktauk, katikhiktaumavut ahapkuan angujauhimajut kulinut tatkinun katikhiktaumajut malikhugit.
‡ Nanuin nahagaumajut pijauhimajut Ikupiktulikijinik.

TABLE/ᓇᓗᓇᐃᔭᐅᑦ/NAUNAIKUTA 152

Monthly hunter response — **Year 2 (June 1997 - May 1998)**

ᑕᕿᑕᒫᑦ ᐊᖑᓇᓱᒃᑏᑦ ᑭᐅᓂᖏᑦ — **ᐊᒻᕐᒍ 2 (ᔫᓂ 1997 - ᒪᐃ 1998)**

Tatkiktaman pijauhimajut angunahuktinun — **Ukiunga 2 (June 1997 - May 1998)**

Month/ᑕᕿᖓ/Tatkia			JUN ᔫᓂ	JUL ᔪᓚᐃ	AUG ᐊᐅᒻᒍᑎ	SEP ᓱᑎᒻᐱᓇ	OCT ᐅᑦᑐᐱᓇ	NOV ᓄᓇᒻᐱᓇ	DEC ᑏᓯᒻᐱᓇ	JAN ᒎᓐᓄᐊᓇ	FEB ᓈᕝᕗᐊᓇ	MAR ᒪᕐᓯ	APR ᐃᑦᓇᓕ	MAY ᒪᐃ	Total ᑲᑎᑦᑐᑦ Tamakiklugin
Hunter Response Categories	ᐊᖑᓇᓱᒃᑏᑦ ᑭᐅᓂᖏᑦ ᐊᒻᒍᕐᓯᒪᓂᖏᑦ	**Angunahukpaktun Kiujait**													
Monthly hunter list	ᑕᕿᑕᒫᑦ ᐊᖑᓇᓱᒃᑏᑦ	Tatkitaman angunahuktut titigait	n/d	n/d	282	293	296	298	302	301	316	320	318	310	350*
Hunters interviewed	ᐊᐱᕐᓱᕐᓴᒥᓃᑦ	Angunahuktin apikhuktan	n/d	n/d	246	222	232	250	256	267	287	285	284	271	315*
Harvested	ᐊᖑᓇᓱᒃᑐᒥᓃᑦ	Angujaujut	n/d	n/d	147	94	80	90	84	97	79	79	108	76	233*
Response Rate (%)	ᑭᐅᔪᑦ ᖃᑦᓯᐅᓂᖏᑦ (%)	Kiujut (%)	n/d	n/d	87	76	78	84	85	89	91	89	89	87	86**

* Hunters registered/interviewed/harvested at least once during the year.
** Mean monthly response rate.

* ᐊᖑᓇᓱᒃᑏᑦ ᐊᑎᓕᐅᑦᑕᐅᒪᔪᑦ/ᐊᐱᕐᓱᕐᑕᑦ/ᐊᖑᓇᓱᒃᑐᒥᓃᑦ ᐊᑕᐅᓯᐊᕐᓗᐊᑦᑐᑦ ᐊᒻᕐᒍᒥ.
** ᐊᔾᔨᒌᓕᑎᓯᒪᔪᑦ ᑕᕿᑕᒫᑦ ᑭᐅᔪᑦ.

* Angunahuktin atiliukhimajut/apikhiktaunikut/anguhimajut talvani ukiumi.
** Talvani angunahuknami kiujutaumajut.

6.1.7

TABLE/ᓇᓗᓇᐃᔭᐅᑦ/NAUNAIKUTA 153

Recall period between harvest and interview, expressed as % of total harvest records — **Year 2 (June 1997 - May 1998)**

ᐅᑎᕐᕕᐅᔪᑦ ᐊᑯᕐᖓᓂ ᐊᖑᓇᓱᓐᓂᖓᑕ ᐊᒻᒪᓗ ᐊᐱᕐᓱᕐᑕᐅᓂᖓᑕ, ᓇᓗᓇᐃᕐᑕᑦ ᐃᒫᒃ % ᑲᑎᑦᑐᑦ ᐊᖑᓇᓱᒃᑕᑦ ᑎᑎᕐᕐᑕᐅᒪᔪᑦ — **ᐊᒻᕐᒍ 2 (ᔫᓂ 1997 - ᒪᐃ 1998)**

Itkaumajaujut angunahuktunun apihijauvaktunutlu, kanuk amigaitiginit tamakiklugin angujauhimajut — **Ukiunga 2 (June 1997 - May 1998)**

Month/ᑕᕿᖓ/Tatkia			JUN ᔫᓂ	JUL ᔪᓚᐃ	AUG ᐊᐅᒻᒍᑎ	SEP ᓱᑎᒻᐱᓇ	OCT ᐅᑦᑐᐱᓇ	NOV ᓄᓇᒻᐱᓇ	DEC ᑏᓯᒻᐱᓇ	JAN ᒎᓐᓄᐊᓇ	FEB ᓈᕝᕗᐊᓇ	MAR ᒪᕐᓯ	APR ᐃᑦᓇᓕ	MAY ᒪᐃ	Total ᑲᑎᑦᑐᑦ Tamakiklugin
Recall Period	ᐅᑎᕐᕕᐅᔪᑦ	**Pigiakvia**													
≤ 3 months	≤ 3 ᑕᕿᑦ	≤ tatkin pingahut	n/d	n/d	43	36	53	64	83	86	85	74	38	22	56
4-6 months	4-6 ᑕᕿᑦ	tatkin hitaman 6nut	n/d	n/d	25	58	39	33	16	11	6	7	14	36	25
> 6 months	> 6 ᑕᕿᑦ	> 6 tatkin	n/d	n/d	32	6	8	2	1	3	9	19	48	42	19

TABLE/ᓇᓗᓇᐃᔭᐅᑦ/NAUNAIKUTA 154

Number of hunters harvesting each species — **Year 2 (June 1997 - May 1998)**

ᖃᑦᓯᐅᓂᖏᑦ ᐊᖑᓇᓱᒃᑏᑦ ᐊᖑᓇᓱᒃᐸᑦᑐᑦ ᐊᑐᓂᒃ ᐆᒪᔪᕐᓂᒃ — **ᐊᒃᕿᒍ 2 (ᔫᓂ 1997 - ᒪᐃ 1998)**

Amigaitiginigin angunahukpaktun anguvaktaitlu kanugitugiagin — **Ukiunga 2 (June 1997 - May 1998)**

Month/ᑕᕝᕙᖓ/Tatkia			JUN ᔫᓂ	JUL ᔪᓚᐃ	AUG ᐊᐅᒃᑐᑎ	SEP ᓱᑎᒃᐱᓇ	OCT ᐅᑦᑐᐱᓇ	NOV ᓄᓇᒃᐱᓇ	DEC ᑏᓯᒃᐱᓇ	JAN ᒎᓐᓄᐊᓇ	FEB ᓈᕝᕗᐊᓇ	MAR ᒫᕐᓯ	APR ᐃᑦᓇᓕ	MAY ᒪᐃ	Total ᑲᑎᑦᑐᑦ Tamakiklugin
Species	**ᐆᒪᔪᑦ**	**Umajuin**													
Caribou	ᑐᒃᑐᐃᑦ	Tuktut	n/d	n/d	108	56	51	67	69	79	66	63	62	43	195
Polar bear#	ᓇᓄᐃᑦ#	Nanuit#	n/d	n/d	n/d	n/d	n/d	n/d	n/d	n/d	n/d	n/d	n/d	n/d	n/d
Wolf	ᐊᒪᕈᐃᑦ	Amagut	n/d	n/d	1			1	4	1		1	2		8
Arctic fox	ᑎᓇᒐᓐᓂᐊᑦ	Tigiganiat	n/d	n/d			2	6	2	3	3		2		13
Coloured fox	ᖃᑯᓐᖏᑦᑐᑦ ᑎᓇᒐᓐᓂᐊᑦ	Kalaliit tigiganiat	n/d	n/d					2	2			1		5
Arctic hare	ᐅᑲᓖᑦ	Ukalik	n/d	n/d	2	2	1	2	1	6	3	2	8	3	25
Ringed seal	ᓇᑦᓱᑦ	Natiinat	n/d	n/d	119	61	39	22	18	25	20	22	35	29	159
Bearded seal	ᐅᒡᔪᐃᑦ	Ukyuk	n/d	n/d	12	6	9	8	1						28
Harp seal	ᖃᐃᕈᓖᑦ	Qairulik	n/d	n/d	20	16	14	8	6						42
Harbour seal	ᖃᓯᒋᐊᑦ	Qanigiaq	n/d	n/d					1						1
Hooded seal	ᐊᐸᐃᑦ	Nahakakaktutut ittut natiit	n/d	n/d	2	2	8	6	1						16
Walrus	ᐊᐃᓈᑦ	Akvik	n/d	n/d	1	3	4	1				1		1	10
Beluga	ᖃᑯᑦᑕᑦ ᕿᓚᓗᒐᐃᑦ	Kilalugak	n/d	n/d	6										6
Snow goose	ᑲᖑᐃᑦ	Kanguq	n/d	n/d										2	2
Canada goose	ᓂᑦᓖᑦ	Nikliknik	n/d	n/d	1								2	21	24
Eider duck	ᒥᑏᑦ	Kingalik	n/d	n/d	9	8	4	5							22
Black guillemot	ᐱᑦᓯᐅᓛᑦ	Black guillemot	n/d	n/d		1									1
Thick-billed murre	ᐊᑦᐸᐃᑦ	Thick-billed murre	n/d	n/d				1							1
Ptarmigan	ᐊᕿᒃᓱᑦ	Akilgik	n/d	n/d	1	3	10	17	16	18	17	21	60	47	108
Arctic char	ᐃᖃᓗᒃᐲᑦ	Ikaliviit	n/d	n/d	34	9	7	7	7	4	8	9	15	14	72
Cod	ᐆᒐᐃᑦ	Ugak	n/d	n/d	1					1					2
Sculpin	ᑲᓇᔪᐃᑦ	Kanayuk	n/d	n/d	2	1									2
Clams	ᐊᒡᒧᒪᔪᑦ	Uviluq	n/d	n/d	11	5	3								15

‡‡ No data are available corresponding to the harvest numbers shown in the harvest estimates table which were provided by DSD.

‡‡ ᑎᑎᕋᓯᒪᔪᓂᒃ ᐱᑕᖃᖏᑦᑐᖅ ᐱᒃᔪᑎᓕᓐᓂᒃ ᐊᖑᔭᑦ ᖃᑦᓯᐅᓂᖏᓐᓄᑦ ᐊᓚᒃᑲᒪᔪᓄᑦ ᐊᖑᔭᓄᑦ ᓇᓚᐅᑦᓴᕈᑎᓂ ᑐᓂᒃᖏᓐᓂ ᐃᑯᐱᕐᕕᓕᓇᓗᑦ.

‡‡ Nahagauhimaitut titigakhimajunik pitman kanuk angujaukatakhimajunik kanukitunit pijaumajut ikupiktulikijinik.

TABLE/ᓇᓗᓇᐃᔭᐅᑦ/NAUNAIKUTA 155

Monthly harvest estimates
ᑕᕿᑕᒫᑦ ᐊᖑᔭᓄᑦ ᓇᓚᐅᑦᓵᕈᑏᑦ
Tatkiktamat nahaktauvaktun

Year 3 (June 1998 - May 1999)
ᐊᒻᕐᒍ 3 (ᔪᓂ 1998 - ᒪᐃ 1999)
Ukiunga 3 (June 1998 - May 1999)

Month/ᑕᕿᖓ/Tatkia			JUN ᔪᓂ	JUL ᔪᓚᐃ	AUG ᐊᐅᒻᒍᑎ	SEP ᓱᑎᒻᐱᓇ	OCT ᐅᑦᑐᐱᓇ	NOV ᓄᓇᒻᐱᓇ	DEC ᑏᓯᒻᐱᓇ	JAN ᒎᓐᓄᐊᓇ	FEB ᓈᕝᕗᐊᓇ	MAR ᒫᕐᓯ	APR ᐃᑦᓇᓕ	MAY ᒪᐃ	Total ᑲᑎᑦᑐᒋᑦ Tamakiklugin ± 95% CI
Species	**ᐆᒪᔪᑦ**	**Umajuin**													
Caribou	ᑐᒃᑐᐃᑦ	Tuktut	63	89	131	134	92	197	236	251	214	170	166	143	1,886 ± 84
Polar bear‡	ᓇᓄᐃᑦ‡	Nanuit‡			2					3	2	4	2		13
Wolf	ᐊᒪᕈᐃᑦ	Amagut	1			5			1	1	2	2	4	2	18 ± 6
Arctic fox	ᑎᓇᒐᓐᓂᐊᑦ	Tigiganiat									1	5	1	2	9 ± 4
Coloured fox	ᖃᑯᓐᖏᑦᑐᑦ ᑎᓇᒐᓐᓂᐊᑦ	Kalaliit tigiganiat							1			4			5 ± 3
Arctic hare	ᐅᑲᓖᑦ	Ukalik				8			2				10	10	30 ± 9
Seals (unspecified)	ᓯᖕᑯᓖᑦ	Natiit						1							1 ± 1
Ringed seal	ᓇᑦᓱᑦ	Natiinat	198	198	305	183	110	168	46	71	33	46	123	143	1,624 ± 108
Bearded seal	ᐅᒻᔪᐃᑦ	Ukyuk	1	7	6	12	5	9	1	1					42 ± 7
Harp seal	ᖃᐃᕈᓖᑦ	Qairulik		2	21	23	15	12	7	1					81 ± 13
Hooded seal	ᐊᐸᐃᑦ	Nahakakaktutut ittut natiit		1											1 ± 1
Walrus	ᐊᐃᕕᑦ	Akvik			1	11	9								21 ± 7
Narwhal	ᑑᒫᓖᑦ ᕿᓚᓗᒐᑦ	Tuugaak		1											1 ± 1
Beluga	ᖃᑯᑦᑕᑦ ᕿᓚᓗᒐᐃᑦ	Kilalugak		10	2			1							13 ± 3
Snow goose	ᑲᖑᐃᑦ	Kanguq	1											7	8 ± 5
Canada goose	ᓂᑦᓖᑦ	Nikliknik	45		2								1	93	141 ± 32
Eider duck	ᒥᑏᑦ ᖁᓂᕐᖏᑦ	Kingalik	56	12	52	43	4					4		28	199 ± 46
Ptarmigan	ᐊᕿᒻᒋᑦ	Akilgik	23			8	12	14	104	63	119	41	776	3,132	4,292 ± 615
Goose eggs	ᑲᖑᐃᑦ ᒪᓐᓂᖏᑦ	Uluaguliit manniit	2												2 ± 2
Duck eggs	ᒥᑏᑦ ᒪᓐᓂᖏᑦ	Tinmiat manniit	348	23											371 ± 259
Arctic char	ᐃᖃᓗᒃᐲᑦ	Ikaliviit	268	2,301	1,135	271	110	262	320	214	148	155	402	915	6,501 ± 642
Cod	ᐆᒪᐃᑦ	Ugak	24												24 ± 19
Clams	ᐊᒻᒧᒪᔪᑦ	Uviluq		499	4,323	4,822	1,795	650							12,089 ± 1,813

‡ Polar bear data supplied by DSD.

‡ ᓇᓄᑦᓄᑦ ᑎᑎᕋᑦᑕᒪᔪᑦ ᑐᓂᔭᖏᑦ ᐅᑯᐊ ᐃᑯᐱᕐᕕᓕᕆᔨᑦ.

‡ Nanuin nahagaumajut pijauhimajut Ikupiktulikijinik.

TABLE/ᓇᓗᓇᐃᔭᐅᑦ/NAUNAIKUTA 156

Monthly hunter response — **Year 3 (June 1998 - May 1999)**

ᑕᕿᑖᒪᑦ ᐊᖑᓇᓱᒃᑏᑦ ᑭᐅᓂᖏᑦ — **ᐊᒻᕐᒍ 3 (ᔪᓂ 1998 - ᒪᐃ 1999)**

Tatkiktaman pijauhimajut angunahuktinun — **Ukiunga 3 (June 1998 - May 1999)**

Month/ᑕᕿᖓ/Tatkia			JUN ᔪᓂ	JUL ᔪᓚᐃ	AUG ᐊᐅᒻᒍᑎ	SEP ᓱᑎᒻᐱᓇ	OCT ᐅᑦᑐᐱᓇ	NOV ᓄᓇᒻᐱᓇ	DEC ᑏᓯᒻᐱᓇ	JAN ᒎᓐᓄᐊᓇ	FEB ᓈᕝᕗᐊᓇ	MAR ᒪᕐᓯ	APR ᐃᑉᓇᓕ	MAY ᒪᐃ	Total ᑲᑎᑦᑐᑦ Tamakiklugin
Hunter Response Categories	**ᐊᖑᓇᓱᒃᑏᑦ ᑭᐅᓂᖏᑦ ᐊᒻᒍᕐᓯᒪᓂᖏᑦ**	**Angunahukpaktun Kiujait**													
Monthly hunter list	ᑕᕿᑖᒪᑦ ᐊᖑᓇᓱᒃᑏᑦ	Tatkitaman angunahuktut titigait	306	306	317	329	330	331	333	344	361	333	336	334	400*
Hunters interviewed	ᐊᐱᕐᓱᕐᓴᒥᓃᑦ	Angunahuktin apikhuktan	260	256	259	262	268	266	259	274	284	248	244	231	327*
Harvested	ᐊᖑᓇᓱᒃᑐᒥᓃᑦ	Angujaujut	50	72	100	89	48	63	67	73	61	59	73	91	206*
Response Rate (%)	ᑭᐅᔪᑦ ᖃᑦᓯᐅᓂᖏᑦ (%)	Kiujut (%)	85	84	82	80	81	80	78	80	79	74	73	69	79**

* Hunters registered/interviewed/harvested at least once during the year.
** Mean monthly response rate.

* ᐊᖑᓇᓱᒃᑏᑦ ᐊᑎᓕᐅᑦᑕᐅᒪᔪᑦ/ᐊᐱᕐᓱᕐᑕᑦ/ᐊᖑᓇᓱᒃᑐᒥᓃᑦ ᐊᑕᐅᓯᐊᕋᓗᐊᑦᑐᑎᒃ ᐊᒻᕐᒍᒥ.
** ᐊᔾᔨᒌᓕᑦᑎᓯᒪᔪᑦ ᑕᕿᑖᒪᑦ ᑭᐅᔪᑦ.

* Angunahuktin atiliukhimajut/apikhiktaunikut/anguhimajut talvani ukiumi.
** Talvani angunahuknami kiujutaumajut.

TABLE/ᓇᓗᓇᐃᔭᐅᑦ/NAUNAIKUTA 157

Recall period between harvest and interview, expressed as % of total harvest records — **Year 3 (June 1998 - May 1999)**

ᐅᑎᕐᕕᐅᔪᑦ ᐊᑯᕐᖓᓂ ᐊᖑᓇᓱᒋᓂᖓᑕ ᐊᒻᒪᓗ ᐊᐱᕐᓱᕐᑕᐅᓂᖓᑕ, ᓇᓗᓇᐃᕐᑕᑦ ᐃᒫᒃ % ᑲᑎᑦᑐᑦ ᐊᖑᓇᓱᒃᑕᑦ ᑎᑎᕐᕐᑕᐅᒪᔪᑦ — **ᐊᒻᕐᒍ 3 (ᔪᓂ 1998 - ᒪᐃ 1999)**

Itkaumajaujut angunahuktunun apihijauvaktunutlu, kanuk amigaitiginit tamakiklugin angujauhimajut — **Ukiunga 3 (June 1998 - May 1999)**

Month/ᑕᕿᖓ/Tatkia			JUN ᔪᓂ	JUL ᔪᓚᐃ	AUG ᐊᐅᒻᒍᑎ	SEP ᓱᑎᒻᐱᓇ	OCT ᐅᑦᑐᐱᓇ	NOV ᓄᓇᒻᐱᓇ	DEC ᑏᓯᒻᐱᓇ	JAN ᒎᓐᓄᐊᓇ	FEB ᓈᕝᕗᐊᓇ	MAR ᒪᕐᓯ	APR ᐃᑉᓇᓕ	MAY ᒪᐃ	Total ᑲᑎᑦᑐᑦ Tamakiklugin
Recall Period	**ᐅᑎᕐᕕᐅᔪᑦ**	**Pigiakvia**													
≤ 3 months	≤ 3 ᑕᕿᑦ	≤ tatkin pingahut	6	14	47	61	83	99	94	83	67	96	88	78	68
4-6 months	4-6 ᑕᕿᑦ	tatkin hitaman 6nut	61	74	51	32	16	1	4	11	31	0	1	13	25
> 6 months	> 6 ᑕᕿᑦ	> 6 tatkin	33	12	1	7	1	0	2	6	2	4	11	9	7

TABLE/ᓇᓗᓇᐃᔭᐅᑦ/NAUNAIKUTA 158

Number of hunters harvesting each species — **Year 3 (June 1998 - May 1999)**

ᖃᑦᓯᐅᓂᖏᑦ ᐊᖑᓇᓱᒃᑏᑦ ᐊᖑᓇᓱᒃᐸᑦᑐᑦ ᐊᑐᓂᒃ ᐆᒪᔪᕐᓂᒃ — **ᐊᒃᕿᒍ 3 (ᔫᓂ 1998 - ᒪᐃ 1999)**

Amigaitiginigin angunahukpaktun anguvaktaitlu kanugitugiagin — **Ukiunga 3 (June 1998 - May 1999)**

Month/ᑕᕝᕙᖓ/Tatkia			JUN ᔫᓂ	JUL ᔪᓚᐃ	AUG ᐊᐅᒃᑐᑎ	SEP ᓱᑎᒃᐱᓇ	OCT ᐅᑦᑐᐱᓇ	NOV ᓄᓇᒃᐱᓇ	DEC ᑏᓯᒃᐱᓇ	JAN ᒎᖕᓄᐊᓇ	FEB ᓈᕝᕗᐊᓇ	MAR ᒪᑦᓯ	APR ᐃᑦᓇᓕ	MAY ᒪᐃ	Total ᑲᑎᑦᑐᑦ Tamakiklugin
Species	**ᐆᒪᔪᑦ**	**Umajuin**													
Caribou	ᑐᒃᑐᐃᑦ	Tuktut	24	31	52	49	29	53	57	67	53	49	42	46	167
Polar bear#	ᓇᓄᐃᑦ#	Nanuit#	n/d	n/d	n/d	n/d	n/d	n/d	n/d	n/d	n/d	n/d	n/d	n/d	n/d
Wolf	ᐊᒪᕈᐃᑦ	Amagut	1			1			1	1	2	2	2	1	9
Arctic fox	ᑎᓇᒐᓐᓂᐊᑦ	Tigiganiat									1	2	1	2	5
Coloured fox	ᖃᑯᓐᖏᑦᑐᑦ ᑎᓇᒐᓐᓂᐊᑦ	Kalaliit tigiganiat							1			2			3
Arctic hare	ᐅᑲᓖᑦ	Ukalik				4			1				4	6	14
Seals (unspecified)	ᓯᖕᑯᓖᑦ	Natiit						1							1
Ringed seal	ᓇᑦᓱᑦ	Natiinat	29	40	63	49	23	18	12	18	9	13	20	23	112
Bearded seal	ᐅᒃᔪᐃᑦ	Ukyuk	1	6	6	6	2	5	1	1					19
Harp seal	ᖃᐃᕈᓖᑦ	Qairulik		2	11	9	5	3	2	1					30
Hooded seal	ᐊᐸᐃᑦ	Nahakakaktutut ittut natiit		1											1
Walrus	ᐊᐃᕕᑦ	Akvik			1	3	3								7
Narwhal	ᑑᒫᓖᑦ ᕿᓚᓗᒐᑦ	Tuugaak		1											1
Beluga	ᖃᑯᑦᑕᑦ ᕿᓚᓗᒐᐃᑦ	Kilalugak		8	2			1							11
Snow goose	ᑲᖑᐃᑦ	Kanguq	1											3	4
Canada goose	ᓂᑦᓖᑦ	Nikliknik	9		1								1	20	27
Eider duck	ᒥᑏᑦ ᖁᓂᕐᖏᑦ	Kingalik	5	4	7	9	3					1		2	24
Ptarmigan	ᐊᕿᒻᒥᑦ	Akilgik	1			1	2	2	9	9	10	8	42	72	93
Goose eggs	ᑲᖑᐃᑦ ᒪᓐᓂᖏᑦ	Uluaguliit manniit	1												1
Duck eggs	ᒥᑏᑦ ᒪᓐᓂᖏᑦ	Tinmiat manniit	1	1											2
Arctic char	ᐃᖃᓗᒃᐲᑦ	Ikaliviit	9	43	27	4	4	7	4	5	6	10	24	37	104
Cod	ᐆᒪᐃᑦ	Ugak	1												1
Clams	ᐊᒃᒧᒪᔪᑦ	Uviluq		6	32	27	7	2							50

‡‡ No data are available corresponding to the harvest numbers shown in the harvest estimates table which were provided by DSD.

‡‡ ᑎᑎᕋᓯᒪᔪᓂᒃ ᐱᑕᖃᖕᖏᑐᖅ ᐱᒃᔪᑎᓕᓐᓂᒃ ᐊᖑᔭᑦ ᖃᑦᓯᐅᓂᖏᓐᓄᑦ ᐊᓚᒃᑲᐅᒪᔪᓄᑦ ᐊᖑᔭᓄᑦ ᓇᓚᐅᑦᓴᕈᑎᓂ ᑐᓂᒃᖏᓐᓂ ᐃᑯᐱᕐᕕᓕᓇᓘᑦ.

‡‡ Nahagauhimaitut titigakhimajunik pitman kanuk angujaukatakhimajunik kanukitunit pijaumajut ikupiktulikijinik.

6.1.7

TABLE/ᓇᓗᓇᐃᔭᐅᑦ/NAUNAIKUTA 159

Monthly harvest estimates
ᑕᕿᑕᒫᑦ ᐊᖑᔭᓄᑦ ᓇᓚᐅᑦᓴᕈᑏᑦ
Tatkiktamat nahaktauvaktun

Year 4 (June 1999 - May 2000)
ᐊᒻᕐᒍ 4 (ᔫᓂ 1999 - ᒪᐃ 2000)
Ukiunga 4 (June 1999 - May 2000)

Month/ᑕᕿᖓ/Tatkia			JUN ᔫᓂ	JUL ᔪᓚᐃ	AUG ᐊᐅᒻᒍᑎ	SEP ᓱᑎᒻᐱᓇ	OCT ᐅᑦᑐᐱᓇ	NOV ᓄᓇᒻᐱᓇ	DEC ᑏᓯᒻᐱᓇ	JAN ᒣᓐᓄᐊᓇ	FEB ᓈᕝᕗᐊᓇ	MAR ᒪᑦᓯ	APR ᐃᑦᓇᓕ	MAY ᒪᐃ	Total ᑲᑎᑦᑐᑦ Tamakiklugin ± 95% CI
Species	**ᐆᒪᔪᑦ**	**Umajuin**													
Caribou	ᑐᒃᑐᐃᑦ	Tuktut	72	48	183	130	42	56	116	199	153	139	164	144	1,446 ± 117
Polar bear‡	ᓇᓄᐃᑦ‡	Nanuit‡			2					9	2	3	1		17
Wolf	ᐊᒪᕈᐃᑦ	Amagut							5	3		4		1	13 ± 7
Arctic fox	ᑎᓇᒐᓐᓂᐊᑦ	Tigiganiat						11	10		10	3	1		35 ± 16
Coloured fox	ᖃᑯᓐᖏᑦᑐᑦ ᑎᓇᒐᓐᓂᐊᑦ	Kalaliit tigiganiat					2	2							4 ± 4
Arctic hare	ᐅᑲᓖᑦ	Ukalik		2	5	5	7			1	13	8	13	24	78 ± 20
Ringed seal	ᓇᑦᓱᑦ	Natiinat	192	152	222	181	81	36	23	68	72	149	160	254	1,590 ± 164
Bearded seal	ᐅᒻᔪᐃᑦ	Ukyuk		1	8	5	3							7	24 ± 8
Harp seal	ᖃᐃᕈᓖᑦ	Qairulik		7	47	44	27	15		4					144 ± 52
Harbour seal	ᖃᓯᒋᐊᑦ	Qanigiaq	2				2								4 ± 3
Walrus	ᐊᐃᕖᑦ	Akvik	2				14								16 ± 10
Narwhal	ᑑᒫᓖᑦ ᕿᓚᓗᒐᑦ	Tuugaak	1												1 ± 1
Beluga	ᖃᑯᑦᑕᑦ ᕿᓚᓗᒐᑦ	Kilalugak	6	74	21	3									104 ± 20
Geese (unspecified)	ᓂᑦᓖᑦ ᐃᓚᖅᖏᑦ	Kanguk												15	15 ± 18
Snow goose	ᑲᖑᐃᑦ	Kanguq	29											3	32 ± 17
Canada goose	ᓂᑦᓖᑦ	Nikliknik	83			24							27	64	198 ± 70
Eider duck	ᒥᑏᑦ	Kingalik	70	15	7	68	19						38	31	248 ± 105
Red breasted merganser	ᑲᒃᓴᑦᑐᑦ	Red breasted merganser					3								3 ± 5
Black guillemot	ᐱᑦᓯᐅᓛᑦ	Black guillemot			1									18	19 ± 21
Ptarmigan	ᐊᕿᒻᒋᑦ	Akilgik	154						2	58	83	127	620	567	1,611 ± 267
Duck eggs	ᒥᑏᑦ ᒪᓐᓂᖏᑦ	Tinmiat manniit	2,992	341											3,333 ± 3,918
Arctic char	ᐃᖃᓗᒃᐱᑦ	Ikaliviit	99	892	2,167	266	68		24	54	431	250	730	796	5,777 ± 961
Sculpin	ᑲᓇᔪᐃᑦ	Kanayuk		7	92	67									166 ± 115
Clams	ᐊᒻᒧᒪᔪᑦ	Uviluq		359	1,218	3,807	396								5,780 ± 3,400

‡ Polar bear data supplied by DSD.

‡ ᓇᓄᑦᓄᑦ ᑎᑎᕋᑦᑕᒪᔪᑦ ᑐᓂᒃᖏᑦ ᐅᑯᐊ ᐃᑯᐱᕐᕕᓕᕆᔨᑦ.

‡ Nanuin nahagaumajut pijauhimajut Ikupiktulikijinik.

TABLE/ᓇᓗᓇᐃᔭᐅᑦ/NAUNAIKUTA 160

Monthly hunter response — **Year 4 (June 1999 - May 2000)**

ᑕᕿᑖᒪᑦ ᐊᖑᓇᓱᒃᑏᑦ ᑭᐅᓂᖏᑦ — **ᐊᒻᕐᒍ 4 (ᔫᓂ 1999 - ᒪᐃ 2000)**

Tatkiktaman pijauhimajut angunahuktinun — **Ukiunga 4 (June 1999 - May 2000)**

Month/ᑕᕿᖓ/Tatkia			JUN ᔫᓂ	JUL ᔪᓚᐃ	AUG ᐊᐅᒻᒍᑎ	SEP ᓱᑎᒻᐱᓇ	OCT ᐅᑦᑐᐱᓇ	NOV ᓄᓇᒻᐱᓇ	DEC ᑏᓯᒻᐱᓇ	JAN ᒎᓐᓄᐊᓇ	FEB ᓈᕝᕗᐊᓇ	MAR ᒪᕐᓯ	APR ᐃᕐᓇᓕ	MAY ᒪᐃ	Total ᑲᑎᑦᑐᑦ Tamakiklugin
Hunter Response Categories	**ᐊᖑᓇᓱᒃᑏᑦ ᑭᐅᓂᖏᑦ ᐊᒻᒍᕐᓯᒪᓂᖏᑦ**	**Angunahukpaktun Kiujait**													
Monthly hunter list	ᑕᕿᑖᒪᑦ ᐊᖑᓇᓱᒃᑏᑦ	Tatkitaman angunahuktut titigait	338	343	349	355	360	363	362	360	365	369	374	365	406*
Hunters interviewed	ᐊᐱᕐᓱᕋᓛᒥᓃᑦ	Angunahuktin apikhuktan	219	220	219	211	193	181	130	246	249	251	251	246	314*
Harvested	ᐊᖑᓇᓱᒃᑐᒥᓃᑦ	Angujaujut	36	60	82	55	27	18	21	51	42	61	70	68	175*
Response Rate (%)	ᑭᐅᔪᑦ ᖃᑦᓯᐅᓂᖏᑦ (%)	Kiujut (%)	65	64	63	59	54	50	36	68	68	68	67	67	61**

* Hunters registered/interviewed/harvested at least once during the year.
** Mean monthly response rate.

* ᐊᖑᓇᓱᒃᑏᑦ ᐊᑎᓕᐅᑦᑕᐅᒪᔪᑦ/ᐊᐱᕐᓱᕐᑕᑦ/ᐊᖑᓇᓱᒃᑐᒥᓃᑦ ᐊᑕᐅᓯᐊᕋᓗᐊᑦᑐᑦ ᐊᒻᕐᒍᒥ
** ᐊᔾᔨᒌᓕᑦᑎᓯᒪᔪᑦ ᑕᕿᑖᒪᑦ ᑭᐅᔪᑦ.

* Angunahuktin atiliukhimajut/apikhiktaunikut/anguhimajut talvani ukiumi.
** Talvani angunahuknami kiujutaumajut.

6.1.7

TABLE/ᓇᓗᓇᐃᔭᐅᑦ/NAUNAIKUTA 161

Recall period between harvest and interview, expressed as % of total harvest records — **Year 4 (June 1999 - May 2000)**

ᐅᑎᕐᕕᐅᔪᑦ ᐊᑯᕐᖓᓂ ᐊᖑᓇᓱᒋᓂᖓᑕ ᐊᒻᒪᓗ ᐊᐱᕐᓱᕐᑕᐅᓂᖓᑕ, ᓇᓗᓇᐃᕐᑕᑦ ᐃᒫᒃ % ᑲᑎᑦᑐᑦ ᐊᖑᓇᓱᒃᑕᑦ ᑎᑎᕐᕐᑕᐅᒪᔪᑦ — **ᐊᒻᕐᒍ 4 (ᔫᓂ 1999 - ᒪᐃ 2000)**

Itkaumajaujut angunahuktunun apihijauvaktunutlu, kanuk amigaitiginit tamakiklugin angujauhimajut — **Ukiunga 4 (June 1999 - May 2000)**

Month/ᑕᕿᖓ/Tatkia			JUN ᔫᓂ	JUL ᔪᓚᐃ	AUG ᐊᐅᒻᒍᑎ	SEP ᓱᑎᒻᐱᓇ	OCT ᐅᑦᑐᐱᓇ	NOV ᓄᓇᒻᐱᓇ	DEC ᑏᓯᒻᐱᓇ	JAN ᒎᓐᓄᐊᓇ	FEB ᓈᕝᕗᐊᓇ	MAR ᒪᕐᓯ	APR ᐃᕐᓇᓕ	MAY ᒪᐃ	Total ᑲᑎᑦᑐᑦ Tamakiklugin
Recall Period	**ᐅᑎᕐᕕᐅᔪᑦ**	**Pigiakvia**													
≤ 3 months	≤ 3 ᑕᕿᑦ	≤ tatkin pingahut	4	50	75	68	67	75	6	21	26	39	33	26	43
4-6 months	4-6 ᑕᕿᑦ	tatkin hitaman 6nut	81	29	16	13	27	25	91	23	10	1	1	0	19
> 6 months	> 6 ᑕᕿᑦ	> 6 tatkin	16	21	9	19	6	0	3	55	64	60	67	74	39

TABLE/ᓇᓗᓇᐃᔭᐅᑦ/NAUNAIKUTA 162

Number of hunters harvesting each species — **Year 4 (June 1999 - May 2000)**

ᖃᑦᓯᐅᓂᖏᑦ ᐊᖑᓇᓱᒃᑏᑦ ᐊᖑᓇᓱᒃᐸᑦᑐᑦ ᐊᑐᓂᒃ ᐆᒪᔪᑦᓂᒃ — **ᐊᒡᕋᒍ 4 (ᔫᓂ 1999 - ᒪᐃ 2000)**

Amigaitiginigin angunahukpaktun anguvaktaitlu kanugitugiagin — **Ukiunga 4 (June 1999 - May 2000)**

Month/ᑕᕝᕙᖓ/Tatkia			JUN ᔫᓂ	JUL ᔪᓚᐃ	AUG ᐊᐅᒡᒍᑎ	SEP ᓱᑎᒡᐱᓇ	OCT ᐅᑦᑐᐱᓇ	NOV ᓄᓇᒡᐱᓇ	DEC ᑏᓯᒡᐱᓇ	JAN ᒎᖕᓄᐊᓇ	FEB ᓈᕝᕗᐊᓇ	MAR ᒫᑦᓯ	APR ᐃᑦᓇᓕ	MAY ᒪᐃ	Total ᑲᑎᑦᑐᑦ Tamakiklugin
Species	**ᐆᒪᔪᑦ**	**Umajuin**													
Caribou	ᑐᒃᑐᐃᑦ	Tuktut	15	22	43	35	11	14	15	44	36	38	46	37	130
Polar bear#	ᓇᓄᐃᑦ#	Nanuit#	n/d	n/d	n/d	n/d	n/d	n/d	n/d	n/d	n/d	n/d	n/d	n/d	n/d
Wolf	ᐊᒪᕈᐃᑦ	Amagut							2	2		3		1	7
Arctic fox	ᑎᓇᒐᖕᓂᐊᑦ	Tigiganiat						2	4		3	2	1		10
Coloured fox	ᖃᑯᖕᖏᑦᑐᑦ ᑎᓇᒐᖕᓂᐊᑦ	Kalaliit tigiganiat					1	1							2
Arctic hare	ᐅᑲᓖᑦ	Ukalik		1	2	3	2			1	5	5	5	8	27
Ringed seal	ᓇᑦᓱᑦ	Natiinat	24	36	50	34	14	2	2	12	13	25	25	30	108
Bearded seal	ᐅᒡᔪᐃᑦ	Ukyuk		1	4	3	2							3	11
Harp seal	ᖃᐃᕈᓖᑦ	Qairulik		3	11	15	4	1		1					23
Harbour seal	ᖃᓯᒋᐊᑦ	Qanigiaq	1				1								2
Walrus	ᐊᐃᕕᑦ	Akvik	1				4								5
Narwhal	ᑑᒫᓖᑦ ᕿᓚᓗᒐᑦ	Tuugaak	1												1
Beluga	ᖃᑯᑦᑕᑦ ᕿᓚᓗᒐᑦ	Kilalugak	3	27	10	2									37
Geese (unspecified)	ᓂᑦᓖᑦ ᐃᓚᖅᓴᖏᑦ	Kanguk												1	1
Snow goose	ᑲᖑᐃᑦ	Kanguq	5											1	6
Canada goose	ᓂᑦᓖᑦ	Nikliknik	10			1							1	14	24
Eider duck	ᒥᑏᑦ	Kingalik	5	2	3	5	3						2	3	16
Red breasted merganser	ᑲᒃᓴᑦᑐᑦ	Red breasted merganser					1								1
Black guillemot	ᐱᑦᓯᐅᓛᑦ	Black guillemot			1									1	2
Ptarmigan	ᐊᕿᒡᑏᑦ	Akilgik	2						1	3	7	11	33	29	61
Duck eggs	ᒥᑏᑦ ᒪᖕᓂᖏᑦ	Tinmiat manniit	2	2											4
Arctic char	ᐃᖃᓗᒃᐱᑦ	Ikaliviit	3	23	39	5	4		1	3	3	6	17	14	73
Sculpin	ᑲᓇᔪᐃᑦ	Kanayuk		1	2	1									3
Clams	ᐊᒡᒧᒪᔪᑦ	Uviluq		4	19	10	2								33

‡‡ No data are available corresponding to the harvest numbers shown in the harvest estimates table which were provided by DSD.

‡‡ ᑎᑎᕋᓯᒪᔪᓂᒃ ᐱᑕᖃᖏᑦᑐᖅ ᐱᔾᔪᑎᓕᖕᓂᒃ ᐊᖑᔭᑦ ᖃᓯᐅᓂᖏᖕᓄᑦ ᐊᓚᒃᑲᐅᒪᔪᓄᑦ ᐊᖑᔭᓄᑦ ᓇᓚᐅᖅᓴᕈᑎᓂ ᑐᓂᔭᖏᖕᓂ ᐃᑯᐱᕐᕕᓕᕆᔨᑦ.

‡‡ Nahagauhimaitut titigakhimajunik pitman kanuk anguiaukatakhimajunik kanukitunit pijaumajut ikupiktulikijinik.

TABLE/ᓇᓗᓇᐃᔭᐅᑦ/NAUNAIKUTA 163

Monthly harvest estimates
ᑕᕿᑕᒫᑦ ᐊᖑᔭᓄᑦ ᓇᓚᐅᑦᓵᕈᑏᑦ
Tatkiktamat nahaktauvaktun

Year 5 (June 2000 - May 2001)
ᐊᒻᕐᒍ 5 (ᔫᓂ 2000 - ᒪᐃ 2001)
Ukiunga 5 (June 2000 - May 2001)

Month/ᑕᕿᖓ/Tatkia			JUN ᔫᓂ	JUL ᔪᓚᐃ	AUG ᐊᐅᒡᒍᑎ	SEP ᓱᑎᒡᐱᕆ	OCT ᐅᑦᑐᐱᕆ	NOV ᓄᓇᒡᐱᕆ	DEC ᑏᓯᒡᐱᕆ	JAN ᒎᖕᓄᐊᕆ	FEB ᓈᕝᕗᐊᕆ	MAR ᒪᕐᓯ	APR ᐃᑦᕆᓕ	MAY ᒪᐃ	Total ᑲᑎᑦᑐᒋᑦ Tamakiklugin ± 95% CI
Species	**ᐆᒪᔪᑦ**	**Umajuin**													
Caribou	ᑐᒃᑐᐃᑦ	Tuktut	104	139	273	145	92	160	230	188	153	142	142	69	1,837 ± 132
Moose	ᑐᒃᑐᕝᕙᐃᑦ	Tuktuvait								2					2 ± 2
Polar bear‡	ᓇᓄᐃᑦ‡	Nanuit‡								5	7	5			17
Wolf	ᐊᒪᕈᐃᑦ	Amagut		3					2	3	4		2		14 ± 8
Arctic fox	ᑎᓇᒐᓐᓂᐊᑦ	Tigiganiat						1	5	5	4				15 ± 10
Coloured fox	ᖃᑯᖕᒋᑦᑐᑦ ᑎᓇᒐᓐᓂᐊᑦ	Kalaliit tigiganiat									2				2 ± 3
Arctic hare	ᐅᑲᓖᑦ	Ukalik	12		6	15	3	6	42	33	12	8	11		148 ± 37
Seals (unspecified)	ᓯᖕᑯᓖᑦ	Natiit						3							3 ± 4
Ringed seal	ᓇᑦᓱᑦ	Natiinat	329	385	332	241	136	89	123	75	103	67	127	132	2,139 ± 199
Bearded seal	ᐅᒡᔪᐃᑦ	Ukyuk	1	18	15	6	14	8	2						64 ± 16
Harp seal	ᖃᐃᕈᓖᑦ	Qairulik		12	77	53	35	47	5						229 ± 54
Harbour seal	ᐊᐸᐃᑦ	Qanigiaq		3	2										5 ± 4
Walrus	ᐊᐃᕖᑦ	Akvik		2			15		2						19 ± 10
Beluga	ᖃᑯᑦᑕᑦ ᕿᓚᓗᒐᐃᑦ	Kilalugak		7	7	4	2								20 ± 10
Snow goose	ᑲᖑᐃᑦ	Kanguq	4												4 ± 5
Canada goose	ᓂᑦᓖᑦ	Nikliknik	27	3	3									9	42 ± 18
Eider duck	ᒥᑏᑦ	Kingalik	58	146	39	94	2	17							356 ± 90
Black guillemot	ᐱᑦᓱᐅᓖᑦ	Black guillemot					9								9 ± 10
Thick-billed murre	ᐊᑉᐸᐃᑦ	Thick-billed murre						5							5 ± 6
Ptarmigan	ᐊᕿᒡᒋᑦ	Akilgik	136	48	53		33	34	519	381	321	60	134	281	2,000 ± 455
Duck eggs	ᒥᑏᑦ ᒪᓐᓂᖕᒋᑦ	Tinmiat manniit	95	83											178 ± 128
Eider down∅	ᒥᑏᑦ ᖁᓂᕈᖕᒋᑦ∅	Mitiit qiviungit∅	24	157											181 ± 177
Arctic char	ᐃᖃᓗᒃᐱᑦ	Ikaliviit	446	1,496	2,445	162	147	548	312	116	200	6	71	210	6,159 ± 1,155
Cod	ᐆᒪᐃᑦ	Ugak							34				78		112 ± 77
Sculpin	ᑲᓇᔪᐃᑦ	Kanayuk					43								43 ± 48
Clams	ᐊᒻᒧᒪᔪᑦ	Uviluq		238	924	1,118	202								2,482 ± 915

‡ Polar bear data supplied by DSD.
∅ Number of nests harvested.

‡ ᓇᓄᑦᓄᑦ ᑎᑎᕋᑦᑕᒪᔪᑦ ᑐᓂᒃᖕᒋᑦ ᐅᑯᐊ ᐃᑯᐱᕐᕕᓕᓇᓱᑦ.
∅ ᖃᕋᐅᓂᖕᒋᑦ ᐱᑭᐅᑦ ᓄᐊᑕᐅᔪᑦ.

‡ Nanuin nahagaumajut pijauhimajut Ikupiktulikijinik.
∅ Amigaitiginit maniktagauhimajut.

TABLE/ᓇᓗᓇᐃᔭᐅᑦ/NAUNAIKUTA 164

Monthly hunter response — **Year 5 (June 2000 - May 2001)**

ᑕᕿᑖᒪᑦ ᐊᖑᓇᓱᒃᑏᑦ ᑭᐅᓂᖏᑦ — **ᐊᒻᕐᒍ 5 (ᔫᓂ 2000 - ᒪᐃ 2001)**

Tatkiktaman pijauhimajut angunahuktinun — **Ukiunga 5 (June 2000 - May 2001)**

Month/ᑕᕿᖓ/Tatkia			JUN ᔫᓂ	JUL ᔪᓚᐃ	AUG ᐊᐅᒻᒍᑎ	SEP ᓱᑎᒻᐱᓇ	OCT ᐅᑦᑐᐱᓇ	NOV ᓄᓇᒻᐱᓇ	DEC ᑏᓯᒻᐱᓇ	JAN ᒎᓐᓄᐊᓇ	FEB ᓈᕝᕗᐊᓇ	MAR ᒪᕐᓯ	APR ᐃᑦᓇᓕ	MAY ᒪᐃ	Total ᑲᑎᑦᑐᑦ Tamakiklugin
Hunter Response Categories	ᐊᖑᓇᓱᒃᑏᑦ ᑭᐅᓂᖏᑦ ᐊᒻᒍᓯᒪᓂᖏᑦ	**Angunahukpaktun Kiujait**													
Monthly hunter list	ᑕᕿᑖᒪᑦ ᐊᖑᓇᓱᒃᑏᑦ	Tatkitaman angunahuktut titigait	367	368	378	385	385	385	385	392	393	393	385	385	415*
Hunters interviewed	ᐊᐱᕐᓱᕋᓛᒥᓃᑦ	Angunahuktin apikhuktan	247	240	241	246	252	252	236	239	227	220	202	138	291*
Harvested	ᐊᖑᓇᓱᒃᑐᒥᓃᑦ	Angujaujut	53	70	99	56	46	47	56	47	42	32	34	19	165*
Response Rate (%)	ᑭᐅᔪᑦ ᖃᑦᓯᐅᓂᖏᑦ (%)	Kiujut (%)	67	65	64	64	65	65	61	61	58	56	52	36	60**

* Hunters registered/interviewed/harvested at least once during the year.
** Mean monthly response rate.

* ᐊᖑᓇᓱᒃᑏᑦ ᐊᑎᓕᐅᑦᑕᐅᒪᔪᑦ/ᐊᐱᕐᓱᕐᑕᑦ/ᐊᖑᓇᓱᒃᑐᒥᓃᑦ ᐊᑕᐅᓯᐊᕐᓗᐊᑦᑐᑦ ᐊᒻᕐᒍᒥ.
** ᐊᔾᔨᒌᓕᑎᓯᒪᔪᑦ ᑕᕿᑖᒪᑦ ᑭᐅᔪᑦ.

* Angunahuktin atiliukhimajut/apikhiktaunikut/anguhimajut talvani ukiumi.
** Talvani angunahuknami kiujutaumajut.

TABLE/ᓇᓗᓇᐃᔭᐅᑦ/NAUNAIKUTA 165

Recall period between harvest and interview, expressed as % of total harvest records — **Year 5 (June 2000 - May 2001)**

ᐅᑎᕐᕕᐅᔪᑦ ᐊᑯᕐᖓᓂ ᐊᖑᓇᓱᒋᓂᖓᑕ ᐊᒻᒪᓗ ᐊᐱᕐᓱᕐᑕᐅᓂᖓᑕ, ᓇᓗᓇᐃᕐᑕᑦ ᐃᒫᒃ % ᑲᑎᑦᑐᑦ ᐊᖑᓇᓱᒃᑕᑦ ᑎᑎᕐᕐᑕᐅᒪᔪᑦ — **ᐊᒻᕐᒍ 5 (ᔫᓂ 2000 - ᒪᐃ 2001)**

Itkaumajaujut angunahuktunun apihijauvaktunutlu, kanuk amigaitiginit tamakiklugin angujauhimajut — **Ukiunga 5 (June 2000 - May 2001)**

Month/ᑕᕿᖓ/Tatkia			JUN ᔫᓂ	JUL ᔪᓚᐃ	AUG ᐊᐅᒻᒍᑎ	SEP ᓱᑎᒻᐱᓇ	OCT ᐅᑦᑐᐱᓇ	NOV ᓄᓇᒻᐱᓇ	DEC ᑏᓯᒻᐱᓇ	JAN ᒎᓐᓄᐊᓇ	FEB ᓈᕝᕗᐊᓇ	MAR ᒪᕐᓯ	APR ᐃᑦᓇᓕ	MAY ᒪᐃ	Total ᑲᑎᑦᑐᑦ Tamakiklugin
Recall Period	ᐅᑎᕐᕕᐅᔪᑦ	**Pigiakvia**													
≤ 3 months	≤ 3 ᑕᕿᑦ	≤ tatkin pingahut	0	0	0	9	17	45	45	37	44	80	86	74	25
4-6 months	4-6 ᑕᕿᑦ	tatkin hitaman 6nut	6	18	43	41	47	27	54	54	46	11	5	5	33
> 6 months	> 6 ᑕᕿᑦ	> 6 tatkin	94	82	57	50	36	28	1	9	10	9	9	21	42

TABLE/ᓇᓗᓇᐃᔭᐅᑦ/NAUNAIKUTA 166

Number of hunters harvesting each species — **Year 5 (June 2000 - May 2001)**

ᖃᑦᓯᐅᓂᖏᑦ ᐊᖑᓇᓱᒃᑏᑦ ᐊᖑᓇᓱᒃᐸᑦᑐᑦ ᐊᑐᓂᒃ ᐆᒪᔪᑦᓂᒃ — **ᐊᒻᕐᒍ 5 (ᔫᓂ 2000 - ᒪᐃ 2001)**

Amigaitiginigin angunahukpaktun anguvaktaitlu kanugitugiagin — **Ukiunga 5 (June 2000 - May 2001)**

Month/ᑕᕝᕙᖓ/Tatkia			JUN ᔫᓂ	JUL ᔪᓚᐃ	AUG ᐊᐅᒡᒍᑎ	SEP ᓱᑎᒡᐱᕆ	OCT ᐅᑦᑐᐱᕆ	NOV ᓄᓇᒡᐱᕆ	DEC ᑏᓯᒡᐱᕆ	JAN ᒨᓐᓄᐊᕆ	FEB ᓈᕝᕗᐊᕆ	MAR ᒪᑦᓯ	APR ᐃᑦᓇᓕ	MAY ᒪᐃ	Total ᑲᑎᑦᑐᑦ Tamakiklugin
Species	**ᐆᒪᔪᑦ**	**Umajuin**													
Caribou	ᑐᒃᑐᐃᑦ	Tuktut	27	42	67	34	25	38	46	38	30	28	21	10	135
Moose	ᑐᒃᑐᕝᕕᐃᑦ	Tuktuvait								1					1
Polar bear#	ᓇᓄᐃᑦ#	Nanuit#	n/d	n/d	n/d	n/d	n/d	n/d	n/d	n/d	n/d	n/d	n/d	n/d	n/d
Wolf	ᐊᒪᕈᐃᑦ	Amagut		2					1	1	1		1		5
Arctic fox	ᑎᓇᒐᓐᓂᐊᑦ	Tigiganiat						1	1	1	1				4
Coloured fox	ᖃᑯᓐᖏᑦᑐᑦ ᑎᓇᒐᓐᓂᐊᑦ	Kalaliit tigiganiat									1				1
Arctic hare	ᐅᑲᓛᑦ	Ukalik	4		3	1	2	3	9	8	4	3	3		32
Seals (unspecified)	ᓯᖕᑯᓛᑦ	Natiit						1							1
Ringed seal	ᓇᑦᓱᑦ	Natiinat	33	51	54	39	26	12	16	16	19	10	14	12	109
Bearded seal	ᐅᒡᔪᐃᑦ	Ukyuk	1	9	9	3	5	2	1						24
Harp seal	ᖃᐃᕈᓛᑦ	Qairulik		4	18	12	7	6	1						31
Harbour seal	ᐊᐸᐃᑦ	Qanigiaq		1	1										1
Walrus	ᐊᐃᕕᑦ	Akvik		1			5		1						7
Beluga	ᖃᑯᑦᑦ ᕿᓚᓗᒐᐃᑦ	Kilalugak		4	2	2	1								9
Snow goose	ᑲᖑᐃᑦ	Kanguq	1												1
Canada goose	ᓂᑦᓛᑦ	Nikliknik	6	1	2									2	10
Eider duck	ᒥᑏᑦ	Kingalik	5	14	5	11	1	3							28
Black guillemot	ᐱᑦᓯᐅᓛᑦ	Black guillemot					1								1
Thick-billed murre	ᐊᑉᐸᐃᑦ	Thick-billed murre						1							1
Ptarmigan	ᐊᕿᒡᒋᑦ	Akilgik	5	1	2		5	4	19	13	13	5	8	6	50
Duck eggs	ᒥᑏᑦ ᒪᓐᓂᖏᑦ	Tinmiat manniit	1	4											5
Eider down	ᒥᑏᑦ ᖁᓂᕈᖏᑦ	Mitiit qiviungit	1	2											3
Arctic char	ᐃᖃᓗᒃᐱᑦ	Ikaliviit	16	15	31	5	4	5	6	3	4	1	3	5	66
Cod	ᐆᒪᐃᑦ	Ugak							1				3		4
Sculpin	ᑲᓇᔪᐃᑦ	Kanayuk					1								1
Clams	ᐊᒻᒧᒪᔪᑦ	Uviluq		1	5	5	4								10

‡‡ No data are available corresponding to the harvest numbers shown in the harvest estimates table which were provided by DSD.

‡‡ ᑎᑎᕋᓯᒪᔪᓂᒃ ᐱᑕᖃᖏᑦᑐᖅ ᐱᔾᔪᑎᓕᖕᓂᒃ ᐊᖑᔭᑦ ᖃᑦᓯᐅᓂᖏᖕᓄᑦ ᐊᓚᒃᑲᐅᒪᔪᓄᑦ ᐊᖑᔭᓄᑦ ᓇᓚᐅᑦᓴᕈᑎᓂ ᑐᓂᔭᖏᖕᓂ ᐃᑯᐱᕐᐃᓕᓇᕆᑦ.

‡‡ Nahagauhimaitut titigakhimajunik pitman kanuk angujaukatakhimajunik kanukitunit pijaumajut ikupiktulikijinik.

TABLE/ᓇᓗᓇᐃᔭᐅᑦ/NAUNAIKUTA 167

Annual harvest estimates and five-year mean

All Years (June 1996 - May 2001)

ᐊᒡᕋᒍᑕᒫᑦ ᐊᖑᔭᓄᑦ ᓇᓚᐅᑦᓴᕈᑏᑦ ᐊᒻᒪᓗ ᑕᓪᓕᒪᓄᑦ-ᐊᒡᕋᒍᓄᑦ ᐊᔾᔨᒌᓕᕐᑎᓯᒪᔪᑦ ᑕᒪᐃᓐᓄᑦ ᐊᒡᕋᒍᓄᑦ (ᔫᓂ 1996 - ᒪᐃ 2001)

Study Year/ᖃᐅᔨᓴᕐᕕᒃ ᐊᒡᕋᒍ/Ihivgiukimayut Ukiumi			1	2†	3	4	5	Mean ᐊᔾᔨᒌᓕᕐᑎᓯᒪᔪᑦ Amigaitkiyait
			96/97	97/98	98/99	99/00	00/01	
Species	ᐆᒪᔪᑦ	**Umajuin**						
Caribou[1]	ᑐᒃᑐᐃᑦ[1]	Tuktut[1]	n/d	2,166	1,886	1,446	1,837	1,834
Moose	ᑐᒃᑐᕙᐃᑦ	Tuktuvait	n/d	0	0	0	2	1
Polar bear[2]	ᓇᓄᐃᑦ[2]	Nanuit[2]	n/d	17	13	17	17	16
Wolf[3]	ᐊᒪᕈᐃᑦ[3]	Amagut[3]	n/d	11	18	13	14	14
Arctic fox	ᑎᓇᒐᓐᓂᐊᑦ	Tigiganiat	n/d	40	9	35	15	25
Coloured fox	ᖃᑯᖕᕐᑦᑐᑦ ᑎᓇᒐᓐᓂᐊᑦ	Kalaliit tigiganiat	n/d	6	5	4	2	4
Arctic hare	ᐅᑲᓪᓕᑦ	Ukalik	n/d	61	30	78	148	79
Seals (unspecified)	ᓯᖕᑯᓪᓕᑦ	Natiit	n/d	0	1	0	3	1
Ringed seal	ᓇᕐᓱᑦ	Natiinat	n/d	2,547	1,624	1,590	2,139	1,975
Bearded seal[4]	ᐅᒡᔪᐃᑦ[4]	Ukyuk[4]	n/d	71	42	24	64	50
Harp seal	ᖃᐃᕈᓪᓕᑦ	Qairulik	n/d	284	81	144	229	185
Harbour seal	ᖃᓯᒋᐊᑦ	Qanigiaq	n/d	6	0	4	5	4
Hooded seal	ᐊᐸᐃᑦ	Nahakakaktutut ittut natiit	n/d	32	1	0	0	8
Walrus	ᐊᐃᕕᑦ	Akvik	n/d	24	21	16	19	20
Narwhal[5]	ᑑᒐᓪᓕᑦ ᕿᓚᓗᒐᑦ[5]	Tuugaak[5]	n/d	0	1	1	0	1
Beluga[6]	ᖃᑯᕐᑕᑦ ᕿᓚᓗᒐᑦ[6]	Kilalugak[6]	n/d	41	13	104	20	45
Geese (unspecified)	ᓂᕐᓪᓕᑦ	Kanguk	n/d	0	0	15	0	4
Snow goose	ᑲᖑᐃᑦ	Kanguq	n/d	18	8	32	4	16
Canada goose[7]	ᓂᕐᓪᓕᑦ ᐅᓗᐊᒍᓪᓕᑦ[7]	Nikliknik[7]	n/d	125	141	198	42	127
Eider duck	ᒥᑏᑦ	Kingalik	n/d	279	199	248	356	271
Red breasted merganser	ᑲᔾᔨᕐᑑᑦ	Red breasted merganser	n/d	0	0	3	0	1
Black guillemot	ᐱᑦᓯᐅᓪᓕᑦ	Black guillemot	n/d	7	0	19	9	9
Thick-billed murre	ᐊᑉᐸᐃᑦ	Thick-billed murre	n/d	2	0	0	5	2
Ptarmigan	ᐊᕿᒡᒋᑦ	Akilgik	n/d	3,935	4,292	1,611	2,000	2,960
Goose eggs[8]	ᑲᖑᐃᑦ ᒪᓐᓂᖕᒋᑦ[8]	Uluaguliit manniit[8]	n/d	1	2	0	0	1
Duck eggs[9]	ᒥᑏᑦ ᒪᓐᓂᖕᒋᑦ[9]	Tinmiat manniit[9]	n/d	1,294	371	3,333	178	1,294
Eider down[Ø]	ᒥᑏᑦ ᖁᓂᕈᖕᒋᑦ[Ø]	Mitiit qiviungit[Ø]	n/d	60	0	0	181	60
Arctic char[10]	ᐃᖃᓗᒃᐱᑦ[10]	Ikaliviit[10]	n/d	6,619	6,501	5,777	6,159	6,264
Cod	ᐆᒪᐃᑦ	Ugak	n/d	74	24	0	112	53
Sculpin[11]	ᑲᓇᔪᐃᑦ[11]	Kanayuk[11]	n/d	64	0	166	43	68
Clams[12]	ᐊᒻᒧᒪᔪᑦ[12]	Uviluq[12]	n/d	4,235	12,089	5,780	2,482	6,147

† No data were collected in June and July 1997. Annual harvest estimates for year 2 were obtained by using the average of the harvest estimates for the corresponding months in the three years in which data were collected.

Ø Number of nests harvested.

1-12: See page 292 for community feedback and other sources of data.

† ᓈᓴᐅᑎᓂ ᓄᐊᕐᓯᔪᑲᓚᐅᖕᒋᑦᑐᖅ ᐅᕙᓂ ᔫᓂ ᐊᒻᒪᓗ ᔪᓚᐃ 1997. ᐊᒡᕋᒍᒧᑦ ᐊᖑᔭᓄᑦ ᓇᓚᐅᑦᓴᕈᑏᑦ ᐊᒡᕋᒍ 2ᒧᑦ ᐱᔭᐅᓚᐅᑦᑐᑦ ᐊᑐᑦᑐᒋᑦ ᐊᔾᔨᒌᓕᕐᑎᓯᒪᔪᑦ ᐊᖑᔭᓄᑦ ᓇᓚᐅᑦᓴᕈᑏᑦ ᑕᒪᓂᕐᓴᐃᓐᓇᖅ ᑕᕿᓂ ᐱᖓᓱᓂ ᐊᒡᕋᒍᓂ ᓈᓴᐅᑎᑦ ᓄᐊᑕᐅᒃᐃᖕᒋᖕᓂ.

Ø ᖃᑦᓱᐅᓂᖕᒋᑦ ᐱᑭᐅᑦ ᓄᐊᑕᐅᔪᑦ.

1-12: ᑕᑯᒍᒃ ᒪᑦᐱᑐᒐᖅ 294 ᓄᓇᓕᑦ ᑭᐅᔾᔪᑎᖕᒋᑦ ᐊᒻᒪᓗ ᐊᓯᖕᒋᑦ ᐱᒻᕕᐅᔪᑦ ᓈᓴᐅᑎᓂᒃ.

† Katihiktauhimagitut nahaktauhimaitut June Julylu 1997. Ukiuktamat angujauvaktun maliktauplutik angunahukpaktut kihuimajut tapkuningan tatkit maliktumi pingahunut ukiunun katikhiktaumajut maliktauplutik.

Ø Amigaitiginit maniktagauhimajut.

1-12: Takulugu makpigaak 296 nunanit kiutjutinganik ovalo aalanik naunaiyautainik.

TABLE/ᓇᓗᓇᐃᔭᐅᑦ/NAUNAIKUTA 168

Annual hunter response — **All Years (June 1996 - May 2001)**

ᐊᒻᕋᒍᑕᒫᑦ ᐊᖑᓇᓱᒃᑏᑦ ᑭᐅᓂᖏᑦ — **ᑕᒪᐃᓐᓄᑦ ᐊᒻᕋᒍᓄᑦ (ᓱᓂ 1996 - ᒪᐃ 2001)**

Angujauvaktu — **Tamamik ukiuni (June 1996 - May 2001)**

Study Year/ᖃᐅᔨᓴᕐᕕᒃ ᐊᒻᕋᒍ/Ihivgiukimayut Ukiumi			1 96/97	2 97/98	3 98/99	4 99/00	5 00/01	Total ᑲᑎᑦᑐᑦ Tamakiklugin
Hunter Response Categories	**ᐊᖑᓇᓱᒃᑏᑦ ᑭᐅᓂᖏᑦ ᐊᒻᒍᕐᓯᒪᓂᖏᑦ**	**Angunahukpaktun Kiujait**						
Monthly hunter list	ᑕᕿᑕᒫᑦ ᐊᖑᓇᓱᒃᑏᑦ	Tatkitaman angunahuktut titigait	n/d	350	400	406	415	540*
Hunters interviewed	ᐊᖑᓇᓱᒃᑏᑦ ᐊᐱᕐᓱᕐᑕᑦ	Angunahuktin apikhuktan	n/d	315	327	314	291	442*
Harvested	ᐊᖑᓇᓱᒃᑐᒥᓃᑦ	Angujaujut	n/d	233	206	175	165	331*
Response Rate (%)	ᑭᐅᔪᑦ ᖃᑦᓯᐅᓂᖏᑦ (%)	Kiujut (%)	n/d	86	79	61	60	71**

* Hunters registered/interviewed/harvested at least once during the study.
** Mean annual response rate.

* ᐊᖑᓇᓱᒃᑎᑦᑎᓕᐅᕐᓯᒪᔪᑦ/ᐊᐱᕐᓱᕐᑕᑦ/ᐊᖑᓇᓱᒃᑐᒥᓃᑦ ᐊᑕᐅᓯᐊᕐᓗᐊᑦᑐᑎᒃ ᖃᐅᔨᓴᕐᓂᖏ.
** ᐊᔾᔨᒌᓕᕐᑎᓯᒪᔪᑦ ᐊᒻᕋᒍᑕᒫᑦ ᑭᐅᔪᑦ.

* Angunahuktin atiliukhimajut/apikhiktaunikut/anguhimajut talvani kaujihatatiplugin.
** Atjikilirhimajut ukiumun kiutjutaujut.

6.1.7

TABLE/ᓇᓗᓇᐃᔭᐅᑦ/NAUNAIKUTA 169

Recall period between harvest and interview, expressed as % of total harvest records — **All Years (June 1996 - May 2001)**

ᐅᑎᕐᕕᐅᔪᑦ ᐊᑯᕐᖓᓂ ᐊᖑᓇᓱᓐᓂᖓᑕ ᐊᒻᒪᓗ ᐊᐱᕐᓱᕐᑕᐅᓂᖓᑕ, ᓇᓗᓇᐃᕐᑕᑦ ᐃᒫᒃ % ᑲᑎᑦᑐᑦ ᐊᖑᓇᓱᒃᑕᑦ ᑎᑎᕐᕕᐅᒪᔪᑦ — **ᑕᒪᐃᓐᓄᑦ ᐊᒻᕋᒍᓄᑦ (ᓱᓂ 1996 - ᒪᐃ 2001)**

Angunahuktin apikhuktaujut, iluakhagaujutl % tamakiklugit angujauhimajut umajut — **Tamamik ukiuni (June 1996 - May 2001)**

Study Year/ᖃᐅᔨᓴᕐᕕᒃ ᐊᒻᕋᒍ/Ihivgiukimayut Ukiumi			1 96/97	2 97/98	3 98/99	4 99/00	5 00/01	Total ᑲᑎᑦᑐᑦ Tamakiklugin
Recall Period	**ᐅᑎᕐᕕᐅᔪᑦ**	**Pigiakvia**						
≤ 3 months	≤ 3 ᑕᕿᑦ	≤ tatkin pingahut	n/d	56	68	43	25	51
4-6 months	4-6 ᑕᕿᑦ	tatkin hitaman 6nut	n/d	25	25	19	33	25
> 6 months	> 6 ᑕᕿᑦ	> 6 tatkin	n/d	19	7	39	42	24

TABLE/ᓇᓗᓇᐃᔭᐅᑦ/NAUNAIKUTA 170

Number of hunters harvesting each species

ᖃᑦᓯᐅᓂᖏᑦ ᐊᖑᓇᓱᒃᑏᑦ ᐊᖑᓇᓱᒃᐸᑦᑐᑦ ᐊᑐᓂᒃ ᐆᒪᔪᖅᓂᒃ

Angunahuktin angutivaktun umajunik

All Years (June 1996 - May 2001)

ᑕᒪᐃᓐᓄᑦ ᐊᒃᑲᒍᓄᑦ (ᔫᓂ 1996 - ᒪᐃ 2001)

Tamamik ukiuni (June 1996 - May 2001)

Study Year/ᖃᐅᔨᓴᕐᕕᒃ ᐊᒃᑲᒍ/Ihivgiukimayut Ukiumi			1	2	3	4	5	Total ᑲᑎᑦᑐᑦ Tamakiklugin
			96/97	97/98	98/99	99/00	00/01	
Species	**ᐆᒪᔪᑦ**	**Umajuin**						
Caribou	ᑐᒃᑐᐃᑦ	Tuktut	n/d	195	167	130	135	287
Moose	ᑐᒃᑐᕝᕕᐃᑦ	Tuktuvait	n/d				1	1
Polar bear#	ᓇᓄᐃᑦ#	Nanuit#	n/d	n/d	n/d	n/d	n/d	n/d
Wolf	ᐊᒪᕈᐃᑦ	Amagut	n/d	8	9	7	5	23
Arctic fox	ᑎᓇᒐᓐᓂᐊᑦ	Tigiganiat	n/d	13	5	10	4	30
Coloured fox	ᖃᑯᓐᖏᑦᑐᑦ ᑎᓇᒐᓐᓂᐊᑦ	Kalaliit tigiganiat	n/d	5	3	2	1	9
Arctic hare	ᐅᑲᓖᑦ	Ukalik	n/d	25	14	27	32	75
Seals (unspecified)	ᓯᖃᑯᓖᑦ	Natiit	n/d		1		1	2
Ringed seal	ᓇᑦᓱᑦ	Natiinat	n/d	159	112	108	109	246
Bearded seal	ᐅᒡᔪᐃᑦ	Ukyuk	n/d	28	19	11	24	65
Harp seal	ᖃᐃᕈᓖᑦ	Qairulik	n/d	42	30	23	31	95
Harbour seal	ᖃᓯᒋᐊᑦ	Qanigiaq	n/d	1		2	1	4
Hooded seal	ᐊᐸᐃᑦ	Nahakakaktutut ittut natiit	n/d	16	1			17
Walrus	ᐊᐃᕕᑦ	Akvik	n/d	10	7	5	7	21
Narwhal	ᑑᒐᓖᑦ ᕿᓚᓗᒐᑦ	Tuugaak	n/d		1	1		2
Beluga	ᖃᑯᑦᑕᑦ ᕿᓚᓗᒐᑦ	Kilalugak	n/d	6	11	37	9	51
Geese (unspecified)	ᓂᑦᓖᑦ	Kanguk	n/d			1		1
Snow goose	ᑲᖑᐃᑦ	Kanguq	n/d	2	4	6	1	11
Canada goose	ᓂᑦᓖᑦ ᐅᓗᐊᒍᓖᑦ	Nikliknik	n/d	24	27	24	10	59
Eider duck	ᒥᑏᑦ	Kingalik	n/d	22	24	16	28	69
Red breasted merganser	ᑲᒃᓴᑦᑐᑦ	Red breasted merganser	n/d			1		1
Black guillemot	ᐱᑦᓯᐅᓖᑦ	Black guillemot	n/d	1		2	1	3
Thick-billed murre	ᐊᑦᐸᐃᑦ	Thick-billed murre	n/d	1			1	2
Ptarmigan	ᐊᕿᒡᒋᑦ	Akilgik	n/d	108	93	61	50	181
Goose eggs	ᑲᖑᐃᑦ ᒪᓐᓂᖏᑦ	Uluaguliit manniit	n/d		1			1
Duck eggs	ᒥᑏᑦ ᒪᓐᓂᖏᑦ	Tinmiat manniit	n/d		2	4	5	11
Eider down	ᒥᑏᑦ ᖁᓂᕈᖏᑦ	Mitiit qiviungit	n/d				3	3
Arctic char	ᐃᖃᓗᒃᐲᑦ	Ikaliviit	n/d	72	104	73	66	181
Cod	ᐆᒪᐃᑦ	Ugak	n/d	2	1		4	7
Sculpin	ᑲᓇᔪᐃᑦ	Kanayuk	n/d	2		3	1	5
Clams	ᐊᒃᒧᒪᔪᑦ	Uviluq	n/d	15	50	33	10	84

‡‡ No data are available corresponding to the harvest numbers shown in the harvest estimates table which were provided by DSD.

‡‡ ᑎᑎᕋᓯᒪᔪᓂᒃ ᐱᑕᖃᖏᑦᑐᖅ ᐱᔾᔪᑎᓐᓂᒃ ᐊᖑᔭᑦ ᖃᑦᓯᐅᓂᖏᓐᓄᑦ ᐊᓚᒃᑲᐅᒪᔪᓄᑦ ᐊᖑᔭᓄᑦ ᓇᓚᐅᑦᓴᕈᑎᓂ ᑐᓂᔭᖏᓐᓂ ᐃᑯᐱᕐᕕᓕᕆᔨᑦ.

‡‡ Nahagauhimaitut titigakhimajunik pitman kanuk angujaukatakhimajunik kanukitunit pijaumajut ikupiktulikijinik.

6.1.7

6.1.7 Community Results Discussion: Iqaluit

Although data collection in most communities began in July 1996, in Iqaluit delays were encountered due to difficulties in retaining Fieldworkers and in registering hunters. Data prior to August 1997 were deemed unreliable and were not used. In April 2001, a letter was written to the Nunavut Implementation Panel and cc'ed to the relevant RWOs and HTOs informing them of the missing data. The letter also demonstrated the NWMB's approach to the problem, detailing the use of collected data to estimate for the missing months. The Nunavut Implementation Panel accepted the NWMB's approach to the issue in June 2001. As such, there are no data (n/d) displayed for year 1 in Iqaluit. In order to estimate the total yearly harvest in year 2, estimates for June and July 1997 were obtained by calculating the mean harvest for the corresponding months in the three years in which data were collected.

The survey frame:
Unique challenges were encountered during the Harvest Study in Iqaluit. Due to the large and ever changing population of this community, the territorial capital, it continued to be very difficult to register and track hunters within the community. For similar reasons it was also difficult to retain Fieldworkers in Iqaluit. An assessment of under-enumeration during the community consultations revealed that there were approximately 114 hunters who were not registered in the Harvest Study. Sixty-four of these were Inuit - 51 occasional hunters, 12 active and one intensive hunter. It is estimated that there were 50 non-Inuit hunters with assigned hunting rights who were not registered– 48 occasional and two active hunters. As discussed in Section 5.2.1 the effect of this under-enumeration would have led to a downward bias of the harvest estimates. Given that these unregistered hunters represent 17 percent of the total hunter population (Table 10) the effect of this bias on harvest estimates could be significant. Harvest estimates for the unregistered hunters can be estimated using mean harvest quantities for each species by strata. However, these estimates, having their own sources of error and bias, are beyond the scope of this Final Report. Readers may apply to NWMB to obtain the results of these calculations.

Survey coverage and non-response bias:
Response rates in years 2 and 3 were very good in most months; however rates began to decline at the end of year 3 and were very low in years 4 and 5, below 75% in all months. As seen in Table 9 the consistent intentional non-response rate in Iqaluit was 1.3%, and was not thought to be a potential source of non-response bias.

Response rates were felt to be high enough and non-response bias low enough during years 2 and 3 to ensure that n did in fact constitute a sufficiently representative sample of N hunters. Unfortunately due to declining response rates the same cannot be said for the other years of the study. Readers should exercise caution when using the data collected during years 4 and 5 of the study since the potential for both sampling error and non-response bias increases as response rates fall.

Measurement issues and response error:
Due to difficulties encountered retaining Fieldworkers in the final two years of the study hunters were often interviewed several months to a year after their harvest. This would require many hunters to estimate their harvest if they did not record their data, which many did not. As seen in the recall period tables, long recall periods were also seen in many months during the earlier years of the study resulting in a similar source of error.

Community feedback and other sources of data:

1. **Caribou:** Caribou harvesting consisted of barren-ground caribou. Caribou are the main source of country food, the estimates look too low. Caribou migration patterns will affect harvest numbers as well; some years there are fewer close to the community and fewer are harvested in these years (C.F.).
2. **Polar bear:** Numbers displayed are not estimates but confirmed harvest numbers supplied by DSD (DSD PB).
3. **Wolf:** Hunters travel to Natsuluk lake to go fishing and will often harvest wolves there. Estimates look accurate. Wolf numbers have been increasing since the study and the harvest numbers have likely increased since the study ended (C.F.).
4. **Bearded seal:** Estimates seem too high, especially in year 2 (C.F.).

5 **Narwhal:** Estimates seem accurate (C.F.). DFO reports the following harvest numbers for narwhal (note that DFO data are based on fiscal years, whereas Harvest Study data are based on harvest years that run from June to May) (DSD N/B):

96/97	97/98	98/99	99/00	00/01
0	0	1	0	0

6 **Beluga:** Estimates seem fairly accurate. The estimate of 104 is thought to be correct since there were more animals near the community in that year (year 4) (C.F.). Prior to 1999 the quota had been 35 beluga per year after which time Iqaluit joined a three year trial community-based management system and no longer was given a set quota. DFO reports the following harvest numbers for beluga (note that DFO data are based on fiscal years, whereas Harvest Study data are based on harvest years that run from June to May) (DFO N/B):

96/97	97/98	98/99	99/00	00/01
35	23	17	70	22

7 **Canada goose:** Estimates look to be in the right range. The migration routes seem to have changed and numbers seem to be decreasing near the community (C.F.).

8 **Goose eggs:** Estimates appear to be low (C.F.).

9 **Duck eggs:** Estimates appear to be accurate. Harvesting is very dependent on the weather and when break up is late it is difficult to get out to the where the eggs are found. Higher harvest years would represent years where break-up was earlier and boats could get out to the collection areas (C.F.).

10 **Arctic char:** The total arctic char harvest estimates look about right (C.F). There was one harvest reported to have been sold commercially during the Harvest Study; it was removed from the database and can been seen in Table 4.

11 **Sculpin:** Sculpin are harvested every year; likely some were taken in year 3 but none were reported (C.F.).

12 **Clams:** The average seems correct. Weather will affect the harvest of clams; in some years bad weather resulted in lower harvests (C.F.).

6.1.7 ᓄᓇᓕᖕᓂ ᓴᖅᑭᑕᐅᔪᓂᒃ ᐅᖃᖃᑎᒌᕈᑎᑦ: ᐃᖃᓗᐃᑦ

ᐊᓪᓚᒐᒃᓴᓂᒃ ᓄᐊᑎᓇᕝᕕᓐᓂᖅ ᓄᓇᓕᓚᒫᒃᓴᖕᓂ ᐱᒋᐊᓚᐅᖅᓯᒪᓗᐊᖅᑎᓪᓗᒍ ᔪᓚᐃ 1996ᒥ, ᑭᖑᓯᓇᐊᖅᑕᐅᓯᕝᕕᐅᖅᑐᖅ ᐃᖃᓗᖕᓂ ᐱᓯᒪᔭᐅᑦᓴᐃᓐᓇᕈᓐᓇᖕᓂᖕᓄᑦ ᐳᓚᕋᖅᑎᑦ ᐊᒻᒪᓗ ᐊᑎᓕᐅᕋᓱᑉᐸᒋᐊᖕᒋᑦ ᐊᓯᕝᖅᑎᑦ. ᐊᓪᓚᑕᐅᓯᒪᔪᑦ ᐊᒡᒍᓯᐅᑉ ᓯᕗᓂᐊᒍᑦ ᐊᑐᖅᑕᐅᓚᐅᖕᒋᑦᑐᑦ ᑐᕝᖓᕕᒋᔭᒃᓴᐅᓂᕋᖅᑕᐅᖕᒋᓐᒥᒃ. ᐃᐱᓇ 2001ᒥ, ᑎᑎᖅᑲᒥᒃ ᑐᓂᔭᐅᓚᐅᖅᓯᒪᔪᑦ ᓄᓇᕗᒻᒥ ᐊᑐᓕᖅᑎᑦᓯᓂᕐᒧᑦ ᑲᑎᒪᔨᖕᒋᑦ ᐊᔾᔨᖕᒋᓂᒃ ᑐᓂᔭᐅᓪᓗᑎᒃ ᐊᕕᑦᑐᖅᓯᒪᔪᒥᑕ ᐆᒪᔪᓕᓇᔨᔪᐊᖕᒋᑦ ᓄᓇᓕᐅᓪᓗ ᐊᖑᓇᓱᑦᑐᓕᓇᔨᖕᒋᑦ ᑐᓴᖅᑎᒋᐊᖅᑐᒋᑦ ᐊᓪᓚᓯᒪᒋᐊᓕᑦ ᐱᑕᖃᓐᖕᒋᒋᐊᖕᒋᑦ. ᑎᑎᖅᑲᖅ ᖃᐅᔨᑎᑦᓯᓚᐅᖅᑐᖅ ᓄᓇᕗᑦ ᐆᒪᔪᓕᓇᔨᔪᐊᖑᑯᑦ ᖃᓄᖅᑑᕈᑎᖃᖅᐸᓂᒥᓂᒃ ᐊᑲᐅᓐᖕᒋᓗᑎᖃᖅᓱᖕᖓᑦ, ᓇᓗᓇᐃᔭᕋᓱᑉᐸᑦᑐᒋᑦ ᐊᑐᖅᑕᐅᓂᖕᒋᑦ ᓄᐊᑕᐅᓯᒪᔪᐃᑦ ᐊᓪᓚᒐᒃᓴᐃᑦ ᒥᑦᓴᐅᓯᓇᓱᓪᓖᖕᖓᑦ ᑕᖅᑭᓄᑦ ᓇᓐᑑᕕᐅᓯᒪᖕᒋᑦᑐᓄᑦ. ᓄᓇᕗᒻᒥ ᐊᑐᓕᖅᑎᑦᓯᔾᔨᑦ ᓈᒻᒪᒃᓴᓚᐅᖅᑐᑦ ᐆᒪᔪᓕᓇᔨᔪᐊᖑᑯᑦ ᐱᓇᓱᐊᖅᓂᓇᐊᓚᐅᖅᑕᒥᓐᓂᒃ ᐱᔾᔪᑕᐅᓚᐅᖅᑐᒧᑦ ᔪᓂ 2001ᒥ. ᑕᐃᒪᐃᓐᖕᒐᓄᑦ, ᐊᓪᓚᓯᒪᔪᖅᑕᖃᖕᒋᑦᑐᖅ ᐅᑭᐅᑦ ᓯᕗᓪᓕᖅᐹᖕᒐᓐᓂᑦ 1 ᐃᖃᓗᖕᓂ. ᒥᑦᓴᐅᓯᕋᓱᑉᐳᓪᓗᒋᑦ ᐅᑭᐅᑦ ᐊᐃᐸᖕᒐᓐᓂᑦ 2, ᓈᓴᐃᓇᓱᓚᐅᖅᑐᑦ ᔪᓂᒧᑦ ᔪᓚᐃᒧᓪᓗ 1997ᒥ ᐊᑐᖅᑐᒃᑎᒃ ᓈᓴᖅᑕᐅᑦᑐᒥᓂᕐᓂ ᑭᖑᓂᐊᒍᑦ ᐅᑭᐅᓂ ᐱᖓᓱᓂᒃ ᑕᖅᑭᒋᔭᖕᒋᓐᓂᕐᓗ.

ᖃᐅᔨᓴᓂᐅᑉ ᐋᖅᑭᐅᒪᓂᖓ:

ᐊᔾᔨᐅᓗᐊᖕᒋᑦᑐᒥᒃ ᐊᒃᓱᕈᑎᒋᔭᕆᐊᓐᓂᒃ ᓵᖓᑦᓯᔭᕆᐊᖃᓚᐅᖅᑐᑦ ᖃᐅᔨᓴᓂᖃᖅᑎᓪᓗᒍ ᐃᖃᓗᖕᓂ. ᓄᓇᓕᐅᔪᖅ ᑖᓐᓇ ᐃᓄᒋᐊᖕᖓᓄᑦ ᐊᓯᔾᔨᓐᓂᓪᓕᐊᓴᐃᓐᖃᖅᑐᑎᒃ ᐃᓄᖑᑎᖕᒋᑦ, ᓄᓇᕗᑉ ᐊᖕᒋᔪᖅᑳᖃᖅᐊᖕᖓᓂ, ᐊᒃᓱᕈᓐᓇᑦᑕᐃᓐᓇᓚᐅᖅᑐᖅ ᐊᑎᓕᐅᓇᓱᑦᑐᓂ ᓇᐅᑦᓯᖅᓱᓇᓱᑉᐸᑦᑐᓂᓗ ᐊᖑᓇᓱᖅᑎᐅᔪᓂᒃ ᓄᓇᓕᒻᒥ. ᑕᐃᒫᑦᑕᐅᖅ ᐊᒃᓱᕈᓐᖅᐸᓚᐅᕐᒥᔪᖅ ᑎᒍᒥᐊᖅᓱᑉᐸᒋᐊᖕᒋᑦ ᐳᓚᕋᖅᑎᑦ ᐃᖃᓗᖕᓂ. ᕿᒥᕐᕈᔭᐅᑎᓪᓗᒋᑦ ᐊᑎᓕᐅᓇᖕᒋᓗᐊᖅᐸᓂᑦ ᐅᖃᖃᑎᒋᔭᐅᑎᓪᓗᒋᑦ ᓄᓇᓕ ᓴᖅᑮᓚᐅᖅᑐᖅ ᑕᒫᓂ 114 ᒥᑦᓯᖕᒋᓐᓃᑦᑐᖅ ᐊᑎᖃᖃᑕᐅᓚᐅᖕᒋᓐᓂᖕᒋᓐᓂᒃ ᖃᐅᔨᓴᕐᓗᒍ. 64ᖕᒋᑦ ᐃᓅᓪᓗᑎᒃ - 51 ᖃᑯᑎᒃᑯᑦ ᐊᖑᓇᓱᒃᑎᐅᓪᓗᑎᒃ, 12 ᐊᖑᓇᓱᑦᑎᒻᒪᕆᑦ ᐊᒃᓱᑲᓪᓗᒃ ᐊᒻᒪ ᐊᑕᓯᐅᓪᓗᓂ ᑕᒫᐸᓗᒃ ᐊᖑᓇᓱᐸᑦᑐᖅ. ᐃᓱᒪᒋᔭᐅᓯᒪᔪᖅ 50 ᐃᓅᖕᒋᑦᑐᑦ ᐊᖑᓇᓱᑦᑎᐅᓚᐅᕐᖕᒋᓐᓂᖕᒋᓐᓂᒃ ᑎᒍᒥᐊᖅᑐᑦ ᐊᖑᓇᓱᓐᓇᐅᒻᒥᒃ ᐊᑎᖃᖃᑕᐅᓚᐅᖕᒋᑦᑐᓂᒃ - 48 ᖃᑯᑎᒃᑯᑦ ᐊᒻᒪᓗ ᒪᕐᕉᒃ ᐊᒃᓱᑲᓪᓗ. ᐅᖃᐅᓯᐅᒻᒪᑕ ᓈᓴᐅᑎᒥ 5.2.1 ᑕᒪᑐᒪ ᐊᑎᓕᐅᓇᖕᒋᓗᐊᕈᑎᐅᑉ ᐱᒍᑕᐅᓂᖓ ᐊᑦᑎᑖᓪᓕᑦᓯᒪᒐᔭᖅᑐᐃᑦ ᐆᒪᔪᖅᑕᐅᑦᑐᑦ ᖃᑦᓯᐅᑖᓐᖕᒋᓐᓂᒃ. ᐃᓱᒪᒋᓪᓗᒍ ᑕᒪᒃᑯᐊ ᐊᑎᖃᖃᑕᐅᓚᐅᓇᖕᒋᑦᑐᑦ 17%ᓇᒻᒪᒃᔪᒃ ᑲᑎᑕᐅᒍᑎᒃ ᐊᖑᓇᓱᑦᑎᓕᒫᑦ (ᓇᓕᖅᑲᖅ 10) ᐊᑦᑐᐃᓂᓇᔭᖕᒋᑦ ᐆᒪᔪᖅᑕᐅᑦᑐᑦ ᖃᑦᑎᐅᓂᖕᒋᓐᓂᒃ ᐊᒃᓱᓪᓗᐊᑲᓪᓚᐅᑐᐃᓐᓇᕆᐊᓕᒃ. ᐆᒪᔪᖅᑕᐅᑦᑐᑦ ᐊᑎᖃᖃᑕᐅᖕᒋᑦᑐᓄᑦ ᒥᑦᓴᐅᓯᖅᑕᐅᔪᓐᖅᑐᑦ ᐊᑐᕐᓗᒋᑦ ᐆᒪᔪᖅᑕᐅᒻᒪᔪᖅᑐᐃᑦ ᖃᑦᑎᐅᓐᖕᒋᓐᓂᒃ ᐊᑐᓂ ᓂᕐᔪᑎᓄᑦ ᐊᒻᒍᖅᑕᐅᓯᒪᓂᖕᒋᑎᒍᑦ. ᑭᓯᐊᓂ, ᑕᒪᒃᑯᐊ ᐆᒪᔪᑦ ᐃᒻᒥᒍᑦ ᑕᒻᒪᖅᓯᒪᔪᖅᑲᐅᖅᑐᑎᒃ ᐃᓚᓕᐅᓇᖕᒋᓐᓂᖃᖅᑐᑎᓪᓗ ᐱᔭᓇᑐᓗᐊᕐᒪᑦ ᐅᑯᓄᖓ ᐅᓂᒃᑳᑦ ᑭᖑᓪᓕᖅᐹᖕᒋᐅᑎᖕᒋᓐᓂᑦ. ᐅᖃᓚᒫᖅᑐᑦ ᑐᑦᓯᕋᓐᓇᖅᑐᑦ ᐆᒪᔪᓕᓇᔨᔪᐊᖑᑯᓐᓂᑦ ᐱᔪᒪᓐᓂᑎᒃ ᓴᖅᑭᑕᐅᓯᒪᔪᓂᒃ ᓈᓴᐅᑎᓂᒃ.

ᖃᐅᔨᓴᖅᑕᐅᔪᑦ ᐊᒻᒪ ᐃᓚᓕᐅᓇᔭᐅᕈᖕᒋᑦᑐᑦ ᑭᐅᖕᒋᑦᑐᑦ:

ᑭᐅᕈᑦᑎᒋᓂᖕᒋᑦ ᐅᑭᐅᓂ 2 ᐊᒻᒪ 3 ᓈᒻᒪᖃᑦᑕᓚᐅᖅᑐᑦ ᑕᖅᑭᓚᒫᖃᓴᖕᓂ; ᑭᓯᐊᓂ ᖃᑦᑎᐅᓂᖕᒋᑦ ᓄᖑᑉᐸᓪᓕᐊᑐᐃᓐᓇᓚᐅᕐᒥᔪᑦ ᓄᖑᖓᖕᓂ ᐅᑭᐅᖓᑕ ᐱᖓᔪᐊᖕᓂ 3 ᐊᒻᒪᓗ ᖃᑦᑎᓐᓇᒻᒪᓇᐅᓪᓗᑎᒃ ᐅᑭᐅᖓᖕᓂ 4 ᐊᒻᒪ 5, 75% ᑐᖕᒐᓃᓕᖅᑐᑎᒃ ᑕᖅᑭᓚᒫᖕᒋᓐᓂᖕᒋᓐᓂᒃ. ᑕᑯᑎᑦᓯᒻᒪᑕ ᓇᓕᖅᑲᒥ 9 ᐱᔭᕇᓪᓗᑎᒃ ᑭᐅᑦᑕᐃᓕᑦᓴᐃᓐᓇᐸᑦᑐᑦ ᐃᖃᓗᖕᓂ 1.3%ᒦᓚᐅᖅᑐᑦ ᐊᒻᒪᓗ ᐃᓱᒪᒋᔭᐅᓚᐅᓐᖕᒋᑦᑐᖅ ᐱᒍᑕᐅᑐᐃᓐᓇᓇᐊᖃᕐᓂᖕᒐᓂᒃ ᑭᐅᕈᓐᖕᒋᑦᑐᓂᒃ ᐃᓚᓕᐅᓇᖕᒋᓗᐊᖅᓂᕐᒧᑦ.

ᑭᐅᕈᑦᑎᒋᓂᖕᒋᑦ ᐊᒥᓲᑦᑎᐊᕐᓱᒋᔭᐅᓚᐅᖅᑐᑦ ᐊᒻᒪᓗ ᑭᐅᕈᓐᖕᒋᑦᑐᑦ ᐅᓄᓗᐊᕐᑎᒃ ᐅᑭᐅᖕᒋᓐᓂ 2 ᐊᒻᒪ 3 ᑖᒃᑯᐊ ᐊᐱᖅᓱᖅᑕᐅᕈᑦᑐᑦ ᖃᑦᑎᐅᓂᖕᒋᑦ ᒥᑦᓴᐅᓯᓯᒪᑦᑎᐊᕐᓂᖕᒋᓐᓂᒃ ᐊᖑᓇᓱᑦᑎᓂᒃ ᐊᑎᖃᖃᑕᐅᔪᓂᒃ. ᐅᒡᒍᓐᓇᕐᓗᐊᖅᑐᖅ ᓄᖑᑉᐸᓪᓕᐊᓚᐅᕐᓂᖕᒋᓐᓂᑦ ᑭᐅᕈᑦᑐᑦ ᑕᐃᒪᐃᖕᒋᒃᑲᓗᐊᖅᑎᓪᓗᒍ ᐅᑭᐅᓂ ᐊᓯᖕᒋᓐᓂᒃ ᖃᐅᔨᓴᕐᓂᖃᖅᑎᓪᓗᒍ. ᐅᖃᓚᒫᖅᐸᑦᑐᑦ ᐅᔾᔨᖅᑐᒋᐊᖃᖅᑐᑦ ᐊᑐᕐᓂᐊᕈᓐᓂᒡᔪᒃ ᐊᓪᓚᑕᐅᓯᒪᔪᐃᑦ ᓄᐊᑕᐅᓯᒪᔪᑦ ᐅᑭᐅᖕᒋᓐᓂ 4 ᐊᒻᒪ 5 ᖃᐅᔨᓴᕐᓂᕐᒥ ᓄᐊᑕᐅᓯᒪᔪᑦ ᑕᒻᒪᖅᓯᒪᐅᖅᑐᑦ ᐊᒻᒪᓗ ᑭᐅᕈᓐᖕᒋᑦᑐᓂᒃ ᐃᓚᓕᐅᓇᖕᒋᓗᐊᕐᓂᑦ ᐱᕈᓪᓕᐊᓲᖕᒍᒻᒪᑦ ᑭᐅᕈᑦᑎᒋᓂᖕᒋᑦ ᑲᑕᔾᔪᒻᒥᔭᕐᖓᑕ.

ᓱᖅᑯᐃᖅᓯᔾᔪᑎᓄᓕᖓᔪᑦ ᐊᒻᒪ ᑭᐅᔾᔪᑎᑦ ᑕᒻᒪᖅᓯᒪᐅᖅᑐᑦ:

ᐊᔪᕐᓇᖅᐸᓚᐅᕐᓂᖓᓄᑦ ᐱᓯᒪᓇᓱᑦᓴᐃᓐᓇᕆᐊᖕᒋᑦ ᐳᓚᕋᖅᑎᑦ ᐅᑭᐅᑦ ᒪᕐᕈᒃ ᑭᖑᓪᓕᖅᐹᖕᒋᓐᓂ ᐊᖑᓇᓱᒃᑎᑦ ᐊᐱᖅᓱᖅᑕᐅᓯᑕᐃᓐᓇᖅᐸᓚᐅᖅᑐᑦ ᑕᖅᑭᒐᓚᐃᑦ ᐊᓂᒍᖅᓯᒪᓕᖅᑎᓪᓗᒋᑦ ᐊᕐᕌᒍᓚᒫᒧᑦ ᐆᒪᔪᓚᐅᖅᑐᒥᓂᐅᓚᐅᖅᑎᓪᓗᒋᑦ. ᑕᒪᓐᓇ ᐅᓄᖅᑐᓄᑦ ᐊᖑᓇᓱᒃᑎᓂᒃ ᒥᑦᓴᐅᓯᓇᓱᓪᓗᑎᒃ ᑭᓯᐊᓂ ᐱᒍᑕᐅᑦᑐᑦᓴᐅᓂᖕᒋᓐᓂᖅᑐᖅ ᐆᒪᔪᖅᑕᒥᓂᕐᒥᓂᑦ ᐊᓪᓚᓯᒪᓐᖕᒋᒃᑯᓂᒻᔪᒃ, ᐅᓄᖅᑐᓪᓗ ᐊᓪᓚᒍᓐᖅᐸᓚᐅᕐᒥᑎᒃ. ᑕᐃᒫᒃ ᑕᑯᑎᑦᓯᒻᒪᑕ ᓇᓕᖅᑲᓃᑦᑐᑦ ᐊᑯᑦᑐᓂᖕᒋᑕ ᐃᖃᑲᐅᒪᔭᐊᖅᑐᑦᑕᖕᒋᑕ, ᐊᑯᑦᑐᓗᐊᖅᑐᑦ ᐃᖃᑲᖅᓴᖅᑕᐅᓇᓱᑦᑐᑦ ᖃᐅᔨᔭᐅᑦᓚᐅᕐᒥᔪᑦ ᑕᖅᑭᑦ ᐃᓚᖕᒋᓐᓂ ᐅᑭᐅᑦ ᐱᒋᐊᓕᓴᕐᓂᖕᒋᓐᓂ ᖃᐅᔨᓴᕐᓂᖃᓚᖅᑎᓪᓗᒍ ᐊᔾᔨᐸᓗᖕᒋᓐᓂᒃ ᑕᒻᒪᖅᓯᒪᐅᓂᖃᓚᖅᑐᑎᒃ.

ᓄᓇᓕᒻᒥ ᑭᐅᔾᔪᑎᑦ ᐊᒻᒪᓗ ᐊᓯᖕᒋᑦ ᐊᓪᓚᑕᐅᓯᒪᔪᑦ:

1. **ᑐᒃᑐᐃᑦ:** ᑐᒃᑐᐃᑦ ᓇᐹᖅᑐᖃᖕᒋᑦᑐᒥᐅᑕᑦ. ᑐᒃᑐᒥᓂᑦ ᓂᕿᒋᔭᐅᓂᖅᐹᖕᒍᔪᑦ, ᖃᑦᑎᐅᓂᖕᒋᑦ ᐊᑦᑎᓗᐊᖅᑑᔭᖅᑐᑦ. ᑐᒃᑐᐃᑦ ᓇᒧᑦ ᐱᓯᓯᕐᓂᖕᒋᑦ ᐊᑦᑐᐃᓂᖃᓂᐅᔭᑐᐃᓐᓇᕐᒥᔪᖅ ᖃᑦᓯᑦ ᐱᔭᐅᕐᓂᖕᒋᓐᓂᒃ; ᐊᑦᑎᐃᖅᑐᖃᖅᑐᒥᐅᑕᑦ (C.F.).
2. **ᓇᓄᐃᑦ:** ᓈᓴᐅᑎᑦ ᑕᑯᔭᒃᓴᐅᔪᑦ ᒥᑦᓴᐅᓯᕈᑎᑐᐃᓐᓇᐅᖕᒋᑦᑐᑦ ᑭᓯᐊᓂ ᓈᓴᖅᑕᐅᓯᒪᓕᑦᑖᖅᑐᑦ ᓄᓇᕗᑦ ᒐᕙᒪᒃᑯᑦ ᐃᑯᐱᕝᕕᓕᓇᔨᒃᑯᖕᒋᓐᓂᑦ (DSD PB).
3. **ᐊᒪᕈᖅ:** ᐊᖑᓇᓱᑦᑎᑦ ᓇᑦᓯᓕᓕᐊᖅᐸᑦᑐᑦ ᐃᖃᓕᐊᖅᑐᑎᒃ ᑕᐅᕝᓂᓂᕐᒥᓂᓗ ᐊᒪᖅᑭᓕᓇᕝᑦᑐᑎᒃ. ᖃᑦᑎᐅᓂᖕᒋᑦ ᓇᓚᐅᑦᓯᓯᐊᖅᑰᔾᔪᑦ. ᐊᒪᕈᐃᑦ ᐅᓄᖅᓯᕝᕕᐅᖅᑐᑦ ᑕᐃᒪᓐᖕᒐᓂᑦ ᖃᐅᔨᓴᖅ ᐱᒋᐊᓕᔪᒐᓂᑦ ᐊᒻᒪᓗ ᖃᑦᓯᑦ ᐊᒪᕈᖅᑕᐅᓯᒪᔪᖅᑐᑦ ᐅᓄᖅᓯᒋᐊᖅᓯᒪᔪᑦᓴᐅᓇᕐᓂᖅᑐᑦ ᖃᐅᔨᓴᖅᑕᐅᓂᖕᒋᓐᓂᖅᑐᑦ ᑭᖑᓂᖓᖓᓂ (C.F.).

[4] **ᐅᑦᔪᐃᑦ:** ᖃᑦᑎᐅᓂᖏᑦ ᖁᑦᑎᓗᐊᖅᑰᔾᔪᑦ, ᐱᓗᐊᖅᑐᒥᒃ ᐅᑭᐅᖓᓐᓂ 2 (C.F.).

[5] **ᑑᒫᓕᑦ:** ᖃᑦᑎᐅᓂᖏᑦ ᓇᓚᐅᑦᓯᑦᑎᐊᖅᑰᔾᔪᑦ (C.F.). ᐃᒪᕐᒥᐅᑕᓕᕆᔨᒃᑯᑦ ᐅᑯᓂᖓ ᐊᓪᓚᓯᒪᔪᖅᑐᐃᑦ ᖃᑦᓯᒃ ᐊᓪᓚᖕᒍᐊᑦ ᐆᒪᔪᖅᑕᐅᓂᕐᒪᖔᑖ (ᖃᐅᔨᒪᒋᑦ ᐃᒪᕐᒥᐅᑕᓕᕆᔨᒃᑯᑦ ᓈᓴᐅᑎᖏᑦ ᒪᓕᒻᒪᑦ ᑮᓇᐅᔭᖅᑑᑎᒋᑦᑕᒥᑦ ᐅᑭᐅᖏᓐᓂᒃ, ᐆᒪᔪᖅᑕᐅᑦᑐᓂᓪᓗ ᐊᓪᓚᓯᒪᔪᖏᑦ ᒪᓕᖓᕐᒪᑦ ᐱᒋᐊᕐᕕᖃᖅᑐᑎᒃ ᔪᓂᒥᑦ ᒪᐃᒧᑦ) (DFO N/B):

96/97	97/98	98/99	99/00	00/01
0	0	1	0	0

[6] **ᕿᓚᓗᒐᐃᑦ:** ᖃᑦᑎᐅᓂᖏᑦ ᒥᑦᓴᐅᓯᒪᕐᑎᐊᐸᓗᖅᑰᔾᔪᑦ. ᕿᓚᓗᒐᖅᑕᒥᓂᑦ 104ᖓᔪᑦ ᓯᓕᓇᓱᓇᔭᐅᔪᖅ ᕿᓚᓗᒐᖅᓂᖅᓴᐅᓚᐅᖅᓂᖓᓄᑦ ᓄᓇᓕᑦ ᖃᓂᒋᔭᖓᓂ ᐊᕐᕌᒍᒥ ᑕᐃᑲᓂ (ᐅᑭᐅᖓᓐᓂ 4) (C.F.). 1999 ᓯᕗᓂᐊᓂ ᑰᑕᖃᓚᐅᖅᓯᒪᔨᖓᓗᐊᖅ 35ᓂᒃ ᕿᓚᓗᒐᕐᓴᓂᒃ ᐊᕐᕌᒍᑕᒫᑦ ᑕᐃᑦᓯᒪᓂ ᐃᖃᓗᐃᑦ ᐃᓚᐅᑎᒋᐊᓕᕐᒪᑕ ᐅᑭᐅᓄᑦ ᐱᖓᓱᓄᑦ ᐆᑦᑐᕋᐅᑎᐅᓂᐊᖅᑐᒥᒃ ᕿᓚᓗᒐᓕᕆᓂᕐᒥᒃ ᓄᓇᓕᑦ ᐊᐅᓚᑦᓯᒋᐊᓕᖅᑐᑎᒃ ᑰᑕᖃᓇᐊᑐᒍᓐᓃᓚᐅᖅᓯᒪᔪᖅ. ᐃᒪᕐᒥᐅᑕᓕᕆᔨᒃᑯᓐᓄᑦ ᐅᑯᐊ ᑎᑎᖅᑕᐅᓯᒪᔪᑦ ᓈᓴᐅᑎᑦ ᕿᓚᓗᒐᖅᑕᐅᑦᑐᓂᒃ (ᖃᐅᔨᒪᒋᑦ ᐃᒪᕐᒥᐅᑕᓕᕆᔨᒃᑯᑦ ᓈᓴᐅᑎᖏᑦ ᒪᓕᒻᒪᑦ ᑮᓇᐅᔭᖅᑑᑎᒋᑦᑕᒥᑦ ᐅᑭᐅᖏᓐᓂᒃ, ᐆᒪᔪᖅᑕᐅᑦᑐᓂᓪᓗ ᐊᓪᓚᓯᒪᔪᖏᑦ ᒪᓕᖓᕐᒪᑦ ᐱᒋᐊᕐᕕᖃᖅᑐᑎᒃ ᔪᓂᒥᑦ ᒪᐃᒧᑦ) (DFO N/B):

96/97	97/98	98/99	99/00	00/01
35	23	17	70	22

[7] **ᓂᕐᓕᑦ:** ᖃᑦᑎᐅᓂᖏᑦ ᓇᓕᒧᑦᑎᐊᖅᑰᔾᔪᑦ. ᑐᓛᐃᒋᑦᑦᑕᒥᑕ ᐊᖅᑯᑎᖏᑦ ᐊᓯᔾᔨᓯᒪᖅᑰᔾᔪᑦ ᐊᒻᒪᓗ ᖃᑦᑎᐅᓂᖏᑦ ᑲᑕᔾᔪᒥᓯᒪᓪᓗᑎᒃ ᓄᓇᓕᐅᑉ ᖃᓂᒋᔭᖓᓂ (C.F.).

[8] **ᑲᖓᐃᑦ ᒪᓐᓂᖏᑦ:** ᖃᑦᑎᐅᓂᖏᑦ ᐊᑦᑎᓗᐊᖅᑰᔾᔪᑦ (C.F.).

[9] **ᒥᑎᑦ ᒪᓐᓂᖏᑦ:** ᖃᑦᑎᐅᓂᖏᑦ ᒥᑦᓴᐅᓯᒪᕐᑎᐊᖅᑰᔾᔪᑦ. ᒪᓐᓂᑦᖅᑕᐅᓐᓂᖏᑦ ᒪᓕᓪᓗᐊᑐᐃᓐᓇᕐᒥᔪᖅ ᓯᓚᒥᒃ ᐊᒻᒪᓗ ᑐᕙᐃᓐᓇᕐᖅᑐᒥᓂᐅᓐᓂᕈᓂ ᐊᔪᕐᓇᐸᓗᓱᖓᒍᒪᑦ ᐅᐸᒐᓱᐊᖏᑦ ᒪᓐᓂᑦᖅᑕᐅᑦᑐᑦ. ᐅᓐᓂᖅᓴᐃᑦ ᐱᔭᒥᓂᐅᕐᓂᖓᑕ ᐅᑭᐅᓂ ᓇᓗᓇᓲᖓᖏᑦᑐᖅ ᑐᕙᐃᖅᓵᓕᔪᒥᓂᐅᓂᖓᓂᒃ ᐅᒥᐊᖅᑐᒃᑲᐅᑎᒋᔪᓐᓇᖅᑐᑎᓪᓗ ᐱᑭᐅᓕᓐᓄᑦ (C.F.).

[10] **ᐃᖃᓗᐃᑦ:** ᑲᑎᑦᑐᒋᑦ ᐃᖃᓗᒃᑕᐅᔪᒥᓂᑦ ᒥᑦᓯᖃᑦᑎᐊᖅᑰᔾᔪᑦ (C.F). ᐊᑕᐅᓯᕐᒥᒃ ᐅᖃᐅᓯᐅᔪᖃᓚᐅᖅᑐᖅ ᓂᐅᕕᐊᑦᓴᓕᐊᒥᓂᕐᒥᒃ ᖃᐅᔨᓴᕐᓂᖃᖅᑎᓪᓗᒍ; ᐊᓪᓚᑕᐅᓯᒪᔪᓂ ᐲᖅᑕᐅᓚᐅᖅᑐᖅ ᑕᑯᔭᐅᔪᓐᓇᖅᑐᓂᓗ ᓇᓕᖅᑲᒥ 4.

[11] **ᑲᓇᔪᐃᑦ:** ᑲᓇᔪᐃᑦ ᐱᔭᐅᕐᓐᓇᐸᑦᑐᑦ ᐊᕐᕌᒍᑕᒫᑦ; ᓇᓗᓇᓗᐊᖏᑦᑐᖅ ᐱᔪᖃᖅᐸᑦᑐᒥᓂᐅᓂᖓᓂᒃ ᐅᑭᐅᖓᓐᓂ 3 ᑭᓯᐊᓂ ᐅᖃᐅᓯᐅᔪᖃᕐᓂᖏᒻᒪᑦ (C.F.).

[12] **ᐊᒻᒫᒪᔪᐃᑦ:** ᖃᑦᑎᐅᓯᒍᔪᓐᓂᖏᑦ ᒥᑦᓯᖃᖅᑰᔾᔪᑦ. ᓯᓚ ᐊᑦᑐᐃᓂᖃᖅᐸᒥᒻᒪᑦ ᐊᒻᒫᒪᔪᖅᑕᐅᑦᑐᓂᒃ; ᐊᕐᕌᒍᐃᑦ ᐃᓚᖏᓐᓂ ᓯᓚᓐᓂᕐᓗᐸᑦᑐᒥᓂᐅᓂᖓᓄᑦ ᖃᑦᓱᓐᓇᐅᓂᖅᓴᓂᒃ ᐊᒻᒫᒪᔪᖅᑕᓐᖏᓗᐊᕈᑕᐅᓚᐅᖅᑐᒥᓂᖅ (C.F.).

6.1.7 Nunani Iniktikhimayut Ukauhiit: Iqaluit

Katitikhimayut katitilikhimayuugaluit amigaivyaktuni nunani Julymi 1996, Iqaluni kinguvakhimayut ayokhakatagamik nunani havaktikhanik ovalo titigagutainik umayukhiuktinik. Katitikhimayut Augustmi 1997 naamagiyaungitut ovalo atuktaungitut. Aprilmi 2001, titigak, titigakhimayuk Nunavumi Iniktiligiyit Katimayigalaanut ovalo aatjikutaanik tunihimayut RWOkunut ovalo HTOkunut tuhaktitivlugit pihimaitut katitikhimayut. Titigak takupkaihimayut NWMBkut atuniaktait ayokhagutiminik, pilutik atugutikhainik katitihimayut katitigutit naunaiyagiami pihimaitut tatkikhiutit. Nunaumi Iniktiligiyit Katimayigalaat angikhimayut NWMBkut atuniaktainik ihumagiyainik Junemi 2001. Taimaimat katitikangituk takuyakhanik ukiumi 1mi Iqaluni. Naunaiyagiami tamaat ukiumi umayukhimayut ukiumi 2mi, naunaiyakhimayut Junemi ovalo Julymi 1997 pihimayut naunaiyautait anginikhait umayukhimayut aatjikutaani tatkikhiutit pingahuni ukiuni katitigutit katitikhimayut.

Ihivgiugutit atugutait:
Nutaat akhuugutiginiaktut Umayukhiukhimayut Ihivguktitlugit Iqaluni. Angiyuk ovalo aalanguiginaktuk inugiagitait hamna nunami, Nunavumi hivuliuyuk, ayonainaktuk titigalugit ovalo nalvaalugit umayukhiuktit iluani nunami. Aatjikutainut ihumagiyait ayokhakhimayut pihimalugit nunani havaktiit Iqaluni. Ihivgiufaagutit ataani naunaiyakhimayut nunani ukakatigivlugit takuhimayut 114nik umayukhiutikaktut titigakhimaitut Umayukhiukhimayut Ihivgiuktuni. 64kuyut tahapkoa Inuinauyut – 51kuyut ilaani umayukhiukpaktut, 12kuyut umayukhiukataktut ovalo atauhik umayukhiunginaktuk. Pikaktutlu 50nik inuinaungitunik umayukhiuktinik tuniyauhimayut umayukhiuktinik inminiigutinik titigaktauhimaitut – 48nik ilaani umayukhiukpaktut ovalo malguk umayukhiuktaktut. Ukakhimayut ilangani 5.2.1 ikpinagutait hamna ataani naunaiyakhimayut pilaaktuk ataanut ihumagiyainik umayukhiukhimayut naunaiyautaini. Pihimanmat hapkoa titigaktauhimaitut umayukhiuktit 17%kuyut tamaat umayukhiuktinit (ikpatauyak 10) ikpinagutait ihimagiyait umayukhiukhimayut naunaiyautaini anginiaktuk. Umayukhiukhimayut naunaiyautait titigakhimaitut umayukhiuktit naunaiyalaaktut atulutik anginikhaanik umayukhimayut amigaitjutaini tamamik umayut aviktukhimayunik. Kihimi hapkoa naunaiyautait pihimalutik inminik ihuinaalaaktunik ovalo ihumagiyainik avataaniitut iniktihimayuni tuhaktakhami. Taiguaktut apigilaat NWMBkunit pilugit iniktigutait hapkoa naunaiyakhimayut.

Ihivgiukhimayut pihimayut ovalo kiuyuitut ihumagiyait:
Kiuhimayut naunaiyautait ukiuni 2mi ovalo 3mi nakuutiaktut amigaivyaktuni tatkikhiutini; kihimi naunaiyautait katalikhimayut iniktiguaani ukiumi 3mi ovalo mikiyut ukiuni 5mi ovalo 5mi, ataani 75%mik tamamik tatkikhiutini. Takulaaktut ikpatauyami 9mi pikatainaktut kiuyuitut naunaiyautait Iqaluni 1.3%kuyuk ovalo ihumgiyaungituk pilaaktuni pihimayuni kiuyuituni ihimagiyaini.

Kiuhimayut naunaiyautait ihumagiyauyut angiyut ovalo kiuyuitut ihimagiyait mikiyut ukiuni 2mi ovalo 3mi piyaami nni pihimayut nakuuyumik ilaukatauyut uktugutini Nni umayukhiuktini. Mamiani kataliktuni kiuhimayut naunaiyautait ukalaitut aipait ukiut ihivgiuhimayuni. Taiguaktut piyukhat atuligumik katitikhimayut katitigutait ukiuni 4mi ovalo 5mi ihivgiukhimayuni pilaamata tamamik uktukhimayut ihuinaagutait ovalo kiuyuitut ihimagiyait kiuhimayut naunaiyautait katakpata.

Atugutingit ihumagiyait ovalo kiuhimayut ihuinaagutait:
Ayokhagutait pihimayut mikhaanut nunani havaktit iniktigutaini malguni ukiuni ihivgiukhimayut umayukhiuktit ukakatigihimayut amigaituni tatkikhiutini ilaani ukiumut umayukhiuktaakhimatitlugit. Hamna pipkakpaktait amigaitut umayukhiuktit naunaiyaklutik umayukhimayait titigakhimaitkumik katitikhimayait amigaitut pilikpaktait. Takuyauhimayut utiktihimayuni ubluit ikpatauyaini, ungahiktut utiktihimayut ubluit takuyauhimayut amigaituni tatkikhiutini hivulimi ukiuni ihivgiuktuni pivaktut aatjikutainik pihimayainik ihuinaakhimayut.

Nunanit ukakhimayut ovalo aalat pihimayaini katitikhimayuni:

1 **Tuktut:** Tuktut umayukhiukhimayut nunani tuktuit. Tuktut kitkaniitut pihimayut nunanit nikikhat, naunaiyautait mikiyut. Tukut pihugutait atukpaktait ikpinagilaaktait umayukhiukhimayut amigaitjutaitlu; ilangit ukiut ikitut kaniani nunat ovalo ikituuniaktut umayukhimaniaktut tahapkonani ukiuni (C.F.).

2 **Nanuit:** Amigaitjutait takuhimayut naunaiyautaungitut kihimi pihimayut umayukhimayut amigaitjutait tunihimayut DSDkunit (DSD PB).

3 **Amagut:** Umayukhiuktit autlaakpaktut Natsulukmut tahianut ikalukhiugiahutik voalo umayukhiuniaktut amagunik tahamani. Naunaiyauttit naamaktut. Amagut amigaitjutait angililiktut ihivgiukhimatitlugu ovalo umayukhimayut amigaitjutait angililikhunakhiyut ihivgiuktut inikhimatitlugit (C.F.).

4 **Ukyuit:** Naunaiyautait angiyut, ilaa ukiumi 2mi (C.F.).

5 **Tuugaat:** Naunaiyautait naamaktut (C.F.). DFOkut tuhaktitivaktut hapkoa umayukhiukhimayut amigaitjutait tugaaliit kilalugait (nalungilutit DFOkut katitikhimayait atukpaktut atuktaini ukiungit, Umayukhiukhimayut Ihivgiugutait pihimayut umayukhiukhimayut katitikhimayait piplutik umayukhiukhimayut ukiungit Junemit Maymut) (DSD N/B):

96/97	97/98	98/99	99/00	00/01
0	0	1	0	0

6 **Kilalugait:** Naunaiyautait naamaktut. Naunaiyautit 104nik ihumagiyauyut naamaktut amigaitpamata umayut haniani nunat ukiungani (ukiumi 4mi) (C.F.). Pitinagu 1999mi kotangit 35kuyut kilalugait ukiuk tamaat pihimaliktinagit Iqaluit ilaulikhimayut pingahuni ukiuni uktugutinik nunani mikhaanut munagitjutit atugutikhaini ovalo tuniyauhuikhimayut ilihimayunik kotanik. DFOkut tuhaktitihimayut hapkonani umayukhimayut amigaitjutait kilaluganik (nalungilugit DFOkut katitikhimayait pihimayut atuktaini ukiuni, Umayukhiukhimayut Ihivgiugutait katitikhimayut pihimayut umayukhiukhimayut ukiunganik Junemit Maymut) (DFO N/B):

96/97	97/98	98/99	99/00	00/01
35	23	17	70	22

7 **Uluaguliit:** Naunaiyautait naamaktut. Nuutitigutait malikpaktait aalanguliktut ovalo amigaitjutait mikhiliktut haniani nunat (C.F.).

8 **Uluaguliit maniit:** Naunaiyautait mikiyut (C.F.).

9 **Tinmiat maniit:** Naunaiyautait naamaktut. Umayukhiukhimayut pivaktut hila nakuukpat ovalo hikut ahiguktinga kinguvakat ayonaniaktuk autlaagiami nunainut maniit nalvaakhimavaktainut. Angitkiyait katitigutait maninik ukiungit hikut ahiguktihainagaagat ovalo kayatulaagaagat nalvaakhiukvinmut katitigiagani nunaini (C.F.).

10 **Ikaliviit:** Tamaita ikaliviit umayukhiukhimayut naunaiyautait naamaktut (C.F.). Atauhik umayukhiukhimayuk tuhaktitihimayuk niuviktihimayuk kinauyaliukhimapluni Umayukhiukhimayut Ihivgiuktitlugit; unguvakhimayuk katitikhimayunit ovalo takulaaktuk ikpatauyami 4mi.

11 **Kanayuit:** Kanayuit umayikhiukhimayut tamaat ukiuni; piyunakhihimayut ukiumi 3mi kihimi tuhaktitihimaituk (C.F.).

12 **Uviluit:** Kitkaniitut naamaktut. Hila ikpinagilaaktait umayukhiugutait uviluit; ilaani hila nakuungitkaagat mikhivaktut umayukhiukhimayait (C.F.).

TABLE/ᓇᓗᓇᐃᔭᐅᑦ/NAUNAIKUTA 171

Monthly harvest estimates
ᑕᕿᑕᒫᑦ ᐊᖑᔭᓄᑦ ᓇᓚᐅᑦᓵᓗᑏᑦ
Tatkiktamat nahaktauvaktun

Year 1 (June 1996 - May 1997)
ᐊᒻᕐᒍ 1 (ᔫᓂ 1996 - ᒪᐃ 1997)
Ukiunga 1 (June 1996 - May 1997)

Month/ᑕᕿᖓ/Tatkia			JUN ᔫᓂ	JUL ᔪᓚᐃ	AUG ᐊᐅᒡᒍᑎ	SEP ᓱᑎᒡᐱᓇ	OCT ᐅᑦᑐᐱᓇ	NOV ᓄᓇᒡᐱᓇ	DEC ᑏᓯᒡᐱᓇ	JAN ᒎᓐᓄᐊᓇ	FEB ᓈᕝᕗᐊᓇ	MAR ᒫᔪ	APR ᐃᑦᓇᓕ	MAY ᒪᐃ	Total ᑲᑎᑦᑐᒋᑦ Tamakiklugin ± 95% CI
Species	**ᐆᒪᔪᑦ**	**Umajuin**													
Caribou	ᑐᒃᑐᐃᑦ	Tuktut	26	12	17	70	15	4	14	50	28	52	23	21	332 ± 25
Polar bear‡	ᓇᓄᐃᑦ‡	Nanuit‡					1	1		1[illegible]2					
Wolf	ᐊᒪᕈᐃᑦ	Amagut									1		3		4 ± 1
Arctic fox	ᑎᕆᒐᓐᓂᐊᑦ	Tigiganiat					10	14	14	4	2	1	5		50 ± 7
Coloured fox	ᖃᑯᓐᖏᑦᑐᑦ ᑎᕆᒐᓐᓂᐊᑦ	Kalaliit tigiganiat					10	3	3	2	3				21 ± 5
Arctic hare	ᐅᑲᓖᑦ	Ukalik				2	3	1				2	2		10 ± 2
Ringed seal	ᓇᑦᓱᑦ	Natiinat	99	63	106	176	77	113	46	25	38	43	34	85	905 ± 54
Bearded seal	ᐅᒡᔪᐃᑦ	Ukyuk	5	7	7		2	12		2		6	1	1	43 ± 6
Harp seal	ᖃᐃᕈᓖᑦ	Qairulik			2	9	17	21		1		1			51 ± 12
Walrus	ᐊᐃᓈᑦ	Akvik			1			1				3			5 ± 2
Beluga	ᖃᑯᑦᑕᑦ ᕿᓚᓗᒐᑦ	Kilalugak	5				2	1							8 ± 4
Snow goose	ᑲᖑᐃᑦ	Kanguq	100											2	102 ± 17
Canada goose	ᓂᑦᓖᑦ ᐅᓗᐊᒍᓖᑦ	Nikliknik	77										15	144	236 ± 19
Pintail	ᕐᒪᒧᐊᔫᑦ	Arnaviaq		1	1										2 ± 1
Eider duck	ᒥᑏᑦ	Kingalik	132	36		46	126	85				8		4	437 ± 49
Common loon	ᑑᑦᓕᑦᔪᐊᑦ	Tuulik		2	1										3 ± 2
Black guillemot	ᐱᑦᓯᐅᓛᑦ	Black guillemot				7									7 ± 6
Thick-billed murre	ᐊᑦᐸᐃᑦ	Thick-billed murre	43	24	1	19	3								90 ± 36
Ptarmigan	ᐊᕿᒻᒋᑦ	Akilgik				2	26	484	248	246	221	45	90	80	1,442 ± 88
Duck eggs	ᒥᑏᑦ ᒪᓐᓂᖏᑦ	Tinmiat manniit	103												103 ± 131
Arctic char	ᐃᖃᓗᒃᐲᑦ	Ikaliviit	197	570	396	167	514	343	28	1,095	70	61	411	1,204	5,056 ± 383
Inconnu	ᑲᕕᓯᓕᑦᐸᑦ	Aanakhiik							4		12				16 ± 8
Cod	ᐆᒪᐃᑦ	Ugak		24	219	228	47	302	365	43		20	9	18	1,275 ± 255
Sculpin	ᑲᓇᔪᐃᑦ	Kanayuk		6		2									8 ± 6
Clams	ᐊᒻᒧᒪᔪᑦ	Uviluq		876	5,660	3,034	1,624	118							11,312 ± 1,728
Mussels	ᐅᕕᓗᐃᑦ	Uviluvaloet					265								265 ± 119

‡ Polar bear data supplied by DSD.

‡ ᓇᓄᑦᓄᑦ ᑎᑎᕋᑕᐅᒪᔪᑦ ᑐᓂᒃᖏᑦ ᐅᑯᐊ ᐃᑯᐱᕐᕕᓕᕆᔨᑦ.

‡ Nanuin nahagaumajut pijauhimajut Ikupiktulikijinik.

TABLE/ᓇᓗᓇᐃᔭᐅᑦ/NAUNAIKUTA 172

Monthly hunter response — **Year 1 (June 1996 - May 1997)**

ᑕᕿᑕᒫᑦ ᐊᖑᓇᓱᒃᑏᑦ ᑭᐅᓂᖏᑦ — **ᐊᒻᕐᒍ 1 (ᔫᓂ 1996 - ᒪᐃ 1997)**

Tatkiktaman pijauhimajut angunahuktinun — **Ukiunga 1 (June 1996 - May 1997)**

Month/ᑕᕿᖓ/Tatkia			JUN ᔫᓂ	JUL ᔪᓚᐃ	AUG ᐊᐅᒻᒍᑎ	SEP ᓱᑎᒻᐱᓇ	OCT ᐅᑦᑐᐱᓇ	NOV ᓄᓇᒻᐱᓇ	DEC ᑏᓯᒻᐱᓇ	JAN ᒎᖕᓄᐊᓇ	FEB ᓈᕝᕗᐊᓇ	MAR ᒪᕐᓯ	APR ᐃᕐᓇᓕ	MAY ᒪᐃ	Total ᑲᑎᕐᑐᑦ Tamakiklugin
Hunter Response Categories	**ᐊᖑᓇᓱᒃᑏᑦ ᑭᐅᓂᖏᑦ ᐊᒻᒍᕐᓯᒪᓂᖏᑦ**	**Angunahukpaktun Kiujait**													
Monthly hunter list	ᑕᕿᑕᒫᑦ ᐊᖑᓇᓱᒃᑏᑦ	Tatkitaman angunahuktut titigait	66	67	66	67	69	79	84	84	85	84	93	93	96*
Hunters interviewed	ᐊᖑᓇᓱᒃᑏᑦ ᐊᐱᕐᓱᕐᑕᑦ	Angunahuktin apikhuktan	57	57	59	57	60	75	79	79	81	82	92	91	96*
Harvested	ᐊᖑᓇᓱᒃᑐᒥᓃᑦ	Angujaujut	34	17	23	36	41	48	27	32	28	36	33	59	81*
Response Rate (%)	ᑭᐅᔪᑦ ᖃᑦᓯᐅᓂᖏᑦ (%)	Kiujut (%)	86	85	89	85	87	95	94	94	95	98	99	98	92**

* Hunters registered/interviewed/harvested at least once during the year.
** Mean monthly response rate.

* ᐊᖑᓇᓱᒃᑏᑦ ᐊᑎᓕᐅᑦᑕᒪᔪᑦ/ᐊᐱᕐᓱᕐᑕᑦ/ᐊᖑᓇᓱᒃᑐᒥᓃᑦ ᐊᑕᐅᓯᐊᕐᓗᐊᑦᑐᑎᒃ ᐊᒻᕐᒍᒥ.
** ᐊᒃᐅᒌᓕᕐᑎᓯᒪᔪᑦ ᑕᕿᑕᒫᑦ ᑭᐅᔪᑦ.

* Angunahuktin atiliukhimajut/apikhiktaunikut/anguhimajut talvani ukiumi.
** Talvani angunahuknami kiujutaumajut.

6.1.8

TABLE/ᓇᓗᓇᐃᔭᐅᑦ/NAUNAIKUTA 173

Recall period between harvest and interview, expressed as % of total harvest records — **Year 1 (June 1996 - May 1997)**

ᐅᑎᕐᕕᐅᔪᑦ ᐊᑯᕐᖓᓂ ᐊᖑᓇᓱᒋᓂᖓᑕ ᐊᒻᒪᓗ ᐊᐱᕐᓱᕐᑕᐅᓂᖓᑕ, ᓇᓗᓇᐃᕐᑕᑦ ᐃᒫᒃ % ᑲᑎᕐᑐᑦ ᐊᖑᓇᓱᒃᑕᑦ ᑎᑎᕐᕕᐅᒪᔪᑦ — **ᐊᒻᕐᒍ 1 (ᔫᓂ 1996 - ᒪᐃ 1997)**

Itkaumajaujut angunahuktunun apihijauvaktunutlu, kanuk amigaitiginit tamakiklugin angujauhimajut — **Ukiunga 1 (June 1996 - May 1997)**

Month/ᑕᕿᖓ/Tatkia			JUN ᔫᓂ	JUL ᔪᓚᐃ	AUG ᐊᐅᒻᒍᑎ	SEP ᓱᑎᒻᐱᓇ	OCT ᐅᑦᑐᐱᓇ	NOV ᓄᓇᒻᐱᓇ	DEC ᑏᓯᒻᐱᓇ	JAN ᒎᖕᓄᐊᓇ	FEB ᓈᕝᕗᐊᓇ	MAR ᒪᕐᓯ	APR ᐃᕐᓇᓕ	MAY ᒪᐃ	Total ᑲᑎᕐᑐᑦ Tamakiklugin
Recall Period	**ᐅᑎᕐᕕᐅᔪᑦ**	**Pigiakvia**													
≤ 3 months	≤ 3 ᑕᕿᑦ	≤ tatkin pingahut	100	100	100	100	100	100	100	100	100	100	100	100	100
4-6 months	4-6 ᑕᕿᑦ	tatkin hitaman 6nut	0	0	0	0	0	0	0	0	0	0	0	0	0
> 6 months	> 6 ᑕᕿᑦ	> 6 tatkin	0	0	0	0	0	0	0	0	0	0	0	0	0

TABLE/ᓇᓗᓇᐃᔭᐅᑦ/NAUNAIKUTA 174

Number of hunters harvesting each species — **Year 1 (June 1996 - May 1997)**

ᖃᑦᓯᐅᓂᖏᑦ ᐊᖑᓇᓱᒃᑏᑦ ᐊᖑᓇᓱᒃᐸᑦᑐᑦ ᐊᑐᓂᒃ ᐆᒪᔪᕐᓂᒃ — **ᐊᒻᕐᒍ 1 (ᔫᓂ 1996 - ᒪᐃ 1997)**

Amigaitiginigin angunahukpaktun anguvaktaitlu kanugitugiagin — **Ukiunga 1 (June 1996 - May 1997)**

Month/ᑕᕝᕙᖓ/Tatkia			JUN ᔫᓂ	JUL ᔪᓚᐃ	AUG ᐊᐅᒻᒍᑎ	SEP ᓱᑎᒻᐱᓇ	OCT ᐅᑦᑐᐱᓇ	NOV ᓄᓇᒻᐱᓇ	DEC ᑏᓯᒻᐱᓇ	JAN ᒣᓐᓄᐊᓇ	FEB ᓈᕝᕗᐊᓇ	MAR ᒪᕐᓯ	APR ᐃᑦᓇᓕ	MAY ᒪᐃ	Total ᑲᑎᑦᑐᑦ Tamakiklugin
Species	**ᐆᒪᔪᑦ**	**Umajuin**													
Caribou	ᑐᒃᑐᐃᑦ	Tuktut	11	7	6	22	1	2	4	12	9	16	11	11	45
Polar bear#	ᓇᓄᐃᑦ#	Nanuit#	n/d	n/d	n/d	n/d	n/d	n/d	n/d	n/d	n/d	n/d	n/d	n/d	n/d
Wolf	ᐊᒪᕈᐃᑦ	Amagut									1		2		3
Arctic fox	ᑎᓇᒐᓐᓂᐊᑦ	Tigiganiat					4	5	4	3	2	1	1		11
Coloured fox	ᖃᑯᓐᖏᑦᑐᑦ ᑎᓇᒐᓐᓂᐊᑦ	Kalaliit tigiganiat					5	2	3	2	2				12
Arctic hare	ᐅᑲᓖᑦ	Ukalik				2	2	1				2	2		7
Ringed seal	ᓇᑦᓱᑦ	Natiinat	19	16	17	31	26	27	12	11	11	17	16	32	62
Bearded seal	ᐅᒡᔪᐃᑦ	Ukyuk	3	5	5		2	6		2		4	1	1	19
Harp seal	ᖃᐃᕈᓖᑦ	Qairulik			1	6	10	4		1		1			16
Walrus	ᐊᐃᓈᑦ	Akvik			1			1				2			3
Beluga	ᖃᑯᑦᑕᑦ ᕿᓚᓗᒐᑦ	Kilalugak	3				1	1							4
Snow goose	ᑲᖑᐃᑦ	Kanguq	14											2	16
Canada goose	ᓂᑦᓖᑦ ᐅᓗᐊᒍᓖᑦ	Nikliknik	15										5	39	47
Pintail	ᕐᒻᒧᐊᔫᑦ	Arnaviaq		1	1										1
Eider duck	ᒥᑏᑦ	Kingalik	12	6		15	16	8				1		1	34
Common loon	ᑑᑦᓕᕐᔪᐊᑦ	Tuulik		1	1										1
Black guillemot	ᐱᑦᓯᐅᓛᑦ	Black guillemot				2									2
Thick-billed murre	ᐊᑉᐸᐃᑦ	Thick-billed murre	3	2	1	5	3								12
Ptarmigan	ᐊᕿᒻᒋᑦ	Akilgik				1	7	29	11	14	18	9	14	8	52
Duck eggs	ᒥᑏᑦ ᒪᓐᓂᖏᑦ	Tinmiat manniit	1												1
Arctic char	ᐃᖃᓗᒃᐲᑦ	Ikaliviit	10	10	8	5	7	10	1	4	2	2	7	35	51
Inconnu	ᑲᐱᓯᓕᕐᐸᑦ	Aanakhiik							1		1				1
Cod	ᐆᒐᐃᑦ	Ugak		1	1	1	2	5	8	3		1	1	1	15
Sculpin	ᑲᓇᔪᐃᑦ	Kanayuk		1		1									2
Clams	ᐊᒻᒧᒪᔪᑦ	Uviluq		6	11	13	10	1							25
Mussels	ᐅᕙᓗᐃᑦ	Uviluvaloet					1								1

‡‡ No data are available corresponding to the harvest numbers shown in the harvest estimates table which were provided by DSD.

‡‡ ᑎᑎᕋᕐᒪᔪᓂᒃ ᐱᑕᖃᖏᑦᑐᖅ ᐱᔾᔪᑎᓕᓐᓂᒃ ᐊᖑᔭᑦ ᖃᑦᓯᐅᓂᖏᓐᓄᑦ ᐊᓚᒃᑲᒪᔪᓄᑦ ᐊᖑᔭᓄᑦ ᓇᓚᐅᑦᓴᕈᑎᓂ ᑐᓂᔭᖏᓐᓂ ᐃᑯᐱᕐᕕᓕᓇᔫᑦ.

‡‡ Nahagauhimaitut titigakhimajunik pitman kanuk angujaukatakhimajunik kanukitunit pijaumajut ikupiktulikijinik.

TABLE/ᓇᓗᓇᐃᔭᐅᑦ/NAUNAIKUTA 175

Monthly harvest estimates
ᑕᕿᑕᒫᑦ ᐊᖑᔭᓄᑦ ᓇᓚᐅᑦᓵᕈᑏᑦ
Tatkiktamat nahaktauvaktun

Year 2 (June 1997 - May 1998)
ᐊᒻᕐᒍ 2 (ᔫᓂ 1997 - ᒪᐃ 1998)
Ukiunga 2 (June 1997 - May 1998)

Month/ᑕᕿᖓ/Tatkia			JUN ᔫᓂ	JUL ᔪᓚᐃ	AUG ᐊᐅᒡᒍᑎ	SEP ᓱᑎᒡᐱᕆ	OCT ᐅᑦᑐᐱᕆ	NOV ᓄᓇᒡᐱᕆ	DEC ᑏᓯᒡᐱᕆ	JAN ᒣᓐᓄᐊᕆ	FEB ᓈᕝᕗᐊᕆ	MAR ᒫᕿ	APR ᐃᑦᓇᓕ	MAY ᒪᐃ	Total ᑲᑎᑦᑐᒥᑦ Tamakiklugin ± 95% CI
Species	**ᐆᒪᔪᑦ**	**Umajuin**													
Caribou	ᑐᒃᑐᐃᑦ	Tuktut	20	45	60	30	25	29	43	27	17	23	20	2	341 ± 27
Polar bear‡	ᓇᓄᐃᑦ‡	Nanuit‡							130						
Wolf	ᐊᒪᕈᐃᑦ	Amagut								1					1 ± 0
Arctic fox	ᑎᓇᒐᓐᓂᐊᑦ	Tigiganiat					3	3	19	8	3		1		37 ± 2
Coloured fox	ᖃᑯᓐᖏᑦᑐᑦ ᑎᓇᒐᓐᓂᐊᑦ	Kalaliit tigiganiat					2	3			1				6 ± 0
Arctic hare	ᐅᑲᓖᑦ	Ukalik				9	8	4	4	11	13	10	22		81 ± 5
Ringed seal	ᓇᑦᓱᑦ	Natiinat	96	65	163	117	126	111	59	33	47	27	34	69	947 ± 49
Bearded seal	ᐅᒡᔪᐃᑦ	Ukyuk	8	7	10	5	2	1		2	3		1	1	40 ± 8
Harp seal	ᖃᐃᕈᓖᑦ	Qairulik	2		2	17	14	3							38 ± 3
Harbour seal	ᖃᓯᒋᐊᑦ	Qanigiaq						1							1 ± 0
Hooded seal	ᐊᐸᐃᑦ	Nahakakaktutut ittut natiit						1							1 ± 0
Walrus	ᐊᐃᓈᑦ	Akvik				1						1			2 ± 1
Beluga	ᖃᑯᑦᑕᑦ ᕿᓚᓗᒐᑦ	Kilalugak	1	2			2							1	6 ± 2
Snow goose	ᑲᖑᐃᑦ	Kanguq				2								5	7 ± 1
Canada goose	ᓂᑦᓖᑦ ᐅᓗᐊᒍᑦᓖᑦ	Nikliknik	19			2								141	162 ± 7
Eider duck	ᒥᑏᑦ	Kingalik	116	44	7	28	50	22						26	293 ± 46
Black guillemot	ᐱᑦᓯᐅᓛᑦ	Black guillemot				1						6			7 ± 0
Thick-billed murre	ᐊᑉᐸᐃᑦ	Thick-billed murre	91	4	15		5	2						5	122 ± 16
Ptarmigan	ᐊᕿᒡᒋᑦ	Akilgik				3	71	275	421	353	478	82	1,569	308	3,560 ± 124
Duck eggs	ᒥᑏᑦ ᒪᓐᓂᖏᑦ	Tinmiat manniit	501	5											506 ± 6
Seagull eggs	ᓇᐅᔭᐃᑦ ᒪᓐᓂᖏᑦ	Nauyat manniit	72												72 ± 0
Eider down∅	ᒥᑏᑦ ᖁᓂᕐᖏᑦ∅	Mitiit qiviungit∅	2												2 ± 0
Arctic char	ᐃᖃᓗᒃᐱᑦ	Ikaliviit	508	439	1,080	153	93	356	4	417	117	46	537	871	4,621 ± 802
Inconnu	ᑲᕕᓯᓕᑉᐸᑦ	Aanakhiik	1												1 ± 0
Cod	ᐆᒪᐃᑦ	Ugak	3				12	138	61	58		51	11	43	377 ± 23
Sculpin	ᑲᓇᔪᐃᑦ	Kanayuk									10				10 ± 0
Clams	ᐊᒻᒧᒪᔪᑦ	Uviluq	982	828	3,365		241								5,416 ± 1,661

‡ Polar bear data supplied by DSD.
∅ Number of nests harvested.

‡ ᓇᓄᑉᓄᑦ ᑎᑎᕋᑦᑕᒪᔪᑦ ᑐᓂᔭᕐᖏᑦ ᐅᑯᐊ ᐃᑯᐱᕐᕕᓕᕆᔨᑦ.
∅ ᖃᑦᓯᐅᓂᕐᖏᑦ ᐱᑭᐅᑦ ᓄᐊᑕᐅᔪᑦ.

‡ Nanuin nahagaumajut pijauhimajut Ikupiktulikijinik.
∅ Amigaitiginit maniktagauhimajut.

6.1.8

TABLE/ᓇᓗᓇᐃᔭᐅᑦ/NAUNAIKUTA 176

Monthly hunter response — **Year 2 (June 1997 - May 1998)**

ᑕᕿᑕᒫᑦ ᐊᖑᓇᓱᒃᑏᑦ ᑭᐅᓂᖏᑦ — **ᐊᒻᕐᒍ 2 (ᔫᓂ 1997 - ᒪᐃ 1998)**

Tatkiktaman pijauhimajut angunahuktinun — **Ukiunga 2 (June 1997 - May 1998)**

Month/ᑕᕿᖓ/Tatkia			JUN ᔫᓂ	JUL ᔪᓚᐃ	AUG ᐊᐅᒻᒍᑎ	SEP ᓱᑎᒻᐱᓇ	OCT ᐅᑦᑐᐱᓇ	NOV ᓄᐃᒻᐱᓇ	DEC ᑏᓯᒻᐱᓇ	JAN ᔮᓐᓄᐊᓇ	FEB ᓈᕝᕗᐊᓇ	MAR ᒫᕐᓯ	APR ᐃᕐᓇᓕ	MAY ᒪᐃ	Total ᑲᑎᑦᑐᑦ Tamakiklugin
Hunter Response Categories	**ᐊᖑᓇᓱᒃᑏᑦ ᑭᐅᓂᖏᑦ ᐊᒻᒍᕐᓯᒪᓂᖏᑦ**	**Angunahukpaktun Kiujait**													
Monthly hunter list	ᑕᕿᑕᒫᑦ ᐊᖑᓇᓱᒃᑏᑦ	Tatkitaman angunahuktut titigait	93	93	90	90	91	92	92	90	91	92	95	95	99*
Hunters interviewed	ᐊᖑᓇᓱᒃᑏᑦ ᐊᐱᕐᓱᕐᑕᑦ	Angunahuktin apikhuktan	93	47	40	90	88	91	92	87	89	89	90	92	97*
Harvested	ᐊᖑᓇᓱᒃᑐᒥᓃᑦ	Angujaujut	43	27	33	47	43	43	41	43	40	26	45	45	74*
Response Rate (%)	ᑭᐅᔪᑦ ᖃᕐᓯᐅᓂᖏᑦ (%)	Kiujut (%)	100	51	44	100	97	99	100	97	98	97	95	97	89**

* Hunters registered/interviewed/harvested at least once during the year.
** Mean monthly response rate.

* ᐊᖑᓇᓱᒃᑏᑦ ᐊᑎᓕᐅᕐᑕᐅᒪᔪᑦ/ᐊᐱᕐᓱᕐᑕᑦ/ᐊᖑᓇᓱᒃᑐᒥᓃᑦ ᐊᑕᐅᓯᐊᕐᓗᐊᕐᑐᑎᒃ ᐊᒻᕐᒍᒥ.
** ᐊᒃᐅᒋᓕᕐᑎᓯᒪᔪᑦ ᑕᕿᑕᒫᑦ ᑭᐅᔪᑦ.

* Angunahuktin atiliukhimajut/apikhiktaunikut/anguhimajut talvani ukiumi.
** Talvani angunahuknami kiujutaumajut.

TABLE/ᓇᓗᓇᐃᔭᐅᑦ/NAUNAIKUTA 177

Recall period between harvest and interview, expressed as % of total harvest records — **Year 2 (June 1997 - May 1998)**

ᐅᑎᕐᕕᐅᔪᑦ ᐊᑯᕐᖓᓂ ᐊᖑᓇᓱᒋᓂᖓᑕ ᐊᒻᒪᓗ ᐊᐱᕐᓱᕐᑕᐅᓂᖓᑕ, ᓇᓗᓇᐃᕐᑕᑦ ᐃᒫᒃ % ᑲᑎᑦᑐᑦ ᐊᖑᓇᓱᒃᑕᑦ ᑎᑎᕐᑕᐅᒪᔪᑦ — **ᐊᒻᕐᒍ 2 (ᔫᓂ 1997 - ᒪᐃ 1998)**

Itkaumajaujut angunahuktunun apihijauvaktunutlu, kanuk amigaitiginit tamakiklugin angujauhimajut — **Ukiunga 2 (June 1997 - May 1998)**

Month/ᑕᕿᖓ/Tatkia			JUN ᔫᓂ	JUL ᔪᓚᐃ	AUG ᐊᐅᒻᒍᑎ	SEP ᓱᑎᒻᐱᓇ	OCT ᐅᑦᑐᐱᓇ	NOV ᓄᐃᒻᐱᓇ	DEC ᑏᓯᒻᐱᓇ	JAN ᔮᓐᓄᐊᓇ	FEB ᓈᕝᕗᐊᓇ	MAR ᒫᕐᓯ	APR ᐃᕐᓇᓕ	MAY ᒪᐃ	Total ᑲᑎᑦᑐᑦ Tamakiklugin
Recall Period	**ᐅᑎᕐᕕᐅᔪᑦ**	**Pigiakvia**													
≤ 3 months	≤ 3 ᑕᕿᑦ	≤ tatkin pingahut	100	100	100	95	100	100	100	100	100	100	100	100	100
4-6 months	4-6 ᑕᕿᑦ	tatkin hitaman 6nut	0	0	0	5	0	0	0	0	0	0	0	0	0
> 6 months	> 6 ᑕᕿᑦ	> 6 tatkin	0	0	0	0	0	0	0	0	0	0	0	0	0

TABLE/ᓇᓗᓇᐃᔭᐅᑦ/NAUNAIKUTA 178

Number of hunters harvesting each species — **Year 2 (June 1997 - May 1998)**

ᖃᑦᓯᐅᓂᖏᑦ ᐊᖑᓇᓱᒃᑏᑦ ᐊᖑᓇᓱᒃᐸᑦᑐᑦ ᐊᑐᓂᒃ ᐆᒪᔪᖅᓂᒃ — **ᐊᒻᕐᒍ 2 (ᔫᓂ 1997 - ᒪᐃ 1998)**

Amigaitiginigin angunahukpaktun anguvaktaitlu kanugitugiagin — **Ukiunga 2 (June 1997 - May 1998)**

Month/ᑕᑭᖓ/Tatkia			JUN ᔫᓂ	JUL ᔪᓚᐃ	AUG ᐊᐅᒻᒍᑎ	SEP ᓱᑎᒻᐱᓇ	OCT ᐅᑦᑐᐱᓇ	NOV ᓄᓇᒻᐱᓇ	DEC ᑏᓯᒻᐱᓇ	JAN ᒎᖕᓄᐊᓇ	FEB ᓈᕝᕗᐊᓇ	MAR ᒪᑦᓯ	APR ᐃᑦᓇᓕ	MAY ᒪᐃ	Total ᑲᑎᑦᑐᑦ Tamakiklugin
Species	**ᐆᒪᔪᑦ**	**Umajuin**													
Caribou	ᑐᒃᑐᐃᑦ	Tuktut	8	17	14	18	11	15	17	15	13	6	9	2	50
Polar bear#	ᓇᓄᐃᑦ#	Nanuit#	n/d	n/d	n/d	n/d	n/d	n/d	n/d	n/d	n/d	n/d	n/d	n/d	n/d
Wolf	ᐊᒪᕈᐃᑦ	Amagut								1					1
Arctic fox	ᑎᓇᒐᖕᓂᐊᑦ	Tigiganiat					2	2	6	6	3		1		14
Coloured fox	ᖃᑯᖕᖏᑦᑐᑦ ᑎᓇᒐᖕᓂᐊᑦ	Kalaliit tigiganiat					1	1			1				3
Arctic hare	ᐅᑲᓖᑦ	Ukalik				6	3	3	3	8	7	4	6		28
Ringed seal	ᓇᑦᓱᑦ	Natiinat	33	17	27	38	32	35	14	15	15	11	15	26	64
Bearded seal	ᐅᒡᔪᐃᑦ	Ukyuk	7	3	6	4	1	1		2	3		1	1	17
Harp seal	ᖃᐃᕈᓖᑦ	Qairulik	2		1	5	5	3							9
Harbour seal	ᖃᓯᒋᐊᑦ	Qanigiaq						1							1
Hooded seal	ᐊᐸᐃᑦ	Nahakakaktutut ittut natiit						1							1
Walrus	ᐊᐃᓈᑦ	Akvik				1						1			2
Beluga	ᖃᑯᑦᑕᑦ ᕿᓚᓗᒐᑦ	Kilalugak	1	1			2							1	4
Snow goose	ᑲᖑᐃᑦ	Kanguq				1								4	5
Canada goose	ᓂᑦᓖᑦ ᐅᓗᐊᒍᖕᓖᑦ	Nikliknik	7			1								35	37
Eider duck	ᒥᑏᑦ	Kingalik	19	5	1	7	9	8						6	34
Black guillemot	ᐱᑦᓯᐅᓛᑦ	Black guillemot				1						1			2
Thick-billed murre	ᐊᑦᐸᐃᑦ	Thick-billed murre	12	1	2		5	2						2	21
Ptarmigan	ᐊᕿᒻᒋᑦ	Akilgik				1	7	18	28	29	26	11	40	16	55
Duck eggs	ᒥᑏᑦ ᒪᖕᓂᖏᑦ	Tinmiat manniit	5	1											6
Seagull eggs	ᓇᐅᔭᐃᑦ ᒪᖕᓂᖏᑦ	Nauyat manniit	4												4
Eider down	ᒥᑏᑦ ᖁᓂᕈᖏᑦ	Mitiit qiviungit	1												1
Arctic char	ᐃᖃᓗᒃᐱᑦ	Ikaliviit	7	9	11	3	3	5	1	6	3	3	13	16	32
Inconnu	ᑲᐱᓯᓕᑦᐸᑦ	Aanakhiik	1												1
Cod	ᐆᒐᐃᑦ	Ugak	1				1	3	4	3		2	1	3	10
Sculpin	ᑲᓇᔪᐃᑦ	Kanayuk									1				1
Clams	ᐊᒻᒧᒪᔪᑦ	Uviluq	6	4	9		3								20

‡‡ No data are available corresponding to the harvest numbers shown in the harvest estimates table which were provided by DSD.

‡‡ ᑎᑎᕋᓯᒪᔪᓂᒃ ᐱᑕᖃᖕᖏᑦᑐᖅ ᐱᒃᔪᑎᓕᖕᓂᒃ ᐊᖑᔭᑦ ᖃᑦᓯᐅᓂᖏᖕᓄᑦ ᐊᓚᒃᑲᐅᒪᔪᓄᑦ ᐊᖑᔭᓄᑦ ᓇᓚᐅᕐᓱᑎᓂ ᑐᓂᒃᑭᖏᖕᓂ ᐃᑯᐱᕐᓇᓕᓇᓂᑦ.

‡‡ Nahagauhimaitut titigakhimajunik pitman kanuk angujaukatakhimajunik kanukitunit pijaumajut ikupiktulikijinik.

6.1.8

TABLE/ᓇᓗᓇᐃᔭᐅᑦ/NAUNAIKUTA 179

Monthly harvest estimates
ᑕᕿᑕᒫᑦ ᐊᖑᔭᓄᑦ ᓇᓚᐅᑦᓵᕈᑏᑦ
Tatkiktamat nahaktauvaktun

Year 3 (June 1998 - May 1999)
ᐊᒻᕿᒍ 3 (ᔫᓂ 1998 - ᒪᐃ 1999)
Ukiunga 3 (June 1998 - May 1999)

Month/ᑕᕿᖓ/Tatkia			JUN ᔫᓂ	JUL ᔪᓚᐃ	AUG ᐊᐅᒻᒍᑎ	SEP ᓱᑎᒻᐱᓇ	OCT ᐅᑦᑐᐱᓇ	NOV ᓄᓇᒻᐱᓇ	DEC ᑏᓯᒻᐱᓇ	JAN ᒣᓐᓄᐊᓇ	FEB ᓈᕝᐅᐊᓇ	MAR ᒫᕐᓯ	APR ᐃᑦᓇᓕ	MAY ᒪᐃ	Total ᑲᑎᑦᑐᒥᑦ Tamakiklugin ± 95% CI
Species	**ᐆᒪᔪᑦ**	**Umajuin**													
Caribou	ᑐᒃᑐᐃᑦ	Tuktut	12	18	39	46	10	26	89	46	31	13	9	7	346 ± 6
Polar bear‡	ᓇᓄᐃᑦ‡	Nanuit‡					2	1		21					
Wolf	ᐊᒪᕈᐃᑦ	Amagut											4	1	5 ± 0
Arctic fox	ᑎᓇᒐᓐᓂᐊᑦ	Tigiganiat								2	1	4			7 ± 0
Coloured fox	ᖃᑯᓐᖏᑦᑐᑦ ᑎᓇᒐᓐᓂᐊᑦ	Kalaliit tigiganiat								2					2 ± 0
Arctic hare	ᐅᑲᓖᑦ	Ukalik				24		8	1	5	1	8	2	1	50 ± 1
Ringed seal	ᓇᑦᓱᑦ	Natiinat	166	124	268	194	165	91	77	24	23	24	38	64	1,258 ± 9
Bearded seal	ᐅᒡᔪᐃᑦ	Ukyuk	12	5	6	3	3	3		5		1	1	2	41 ± 2
Harp seal	ᖃᐃᕈᓖᑦ	Qairulik		3	9	7	4	4		1					28 ± 0
Harbour seal	ᖃᓯᒋᐊᑦ	Qanigiaq			1	1									2 ± 0
Hooded seal	ᐊᐸᐃᑦ	Nahakakaktutut ittut natiit		1	1										2 ± 0
Walrus	ᐊᐃᓈᑦ	Akvik						2				1	1		4 ± 0
Beluga	ᖃᑯᑦᑕᑦ ᕿᓚᓗᒐᑦ	Kilalugak	11	2			8	5						10	36 ± 1
Snow goose	ᑲᖑᐃᑦ	Kanguq												22	22 ± 1
Canada goose	ᓂᑦᓖᑦ ᐅᓗᐊᒍᓖᑦ	Nikliknik	3			7								185	195 ± 8
Old Squaw	ᐊᒻᒋᐊᑦᔪᐃᑦ	Aahangik							1	4					5 ± 2
Eider Duck	ᒥᑏᑦ	Kingalik	204	1		7	66	48						2	328 ± 5
Black guillemot	ᐱᑦᓯᐅᓛᑦ	Black guillemot				11	1	1		6					19 ± 0
Thick-billed murre	ᐊᑦᐸᐃᑦ	Thick-billed murre	58	12								15	5		90 ± 1
Ptarmigan	ᐊᕿᒻᒋᑦ	Akilgik	1			5	15	245	418	270	324	154	226	452	2,110 ± 38
Eggs (unspecified)	ᐊᓯᖏᑦ ᑎᒻᒥᐊᑦ ᒪᓐᓂᖏᑦ	Manniit	207												207 ± 0
Duck eggs	ᒥᑏᑦ ᒪᓐᓂᖏᑦ	Tinmiat manniit	347												347 ± 5
Arctic char	ᐃᖃᓗᒃᐲᑦ	Ikaliviit	211	462	330	30	186	543	162	486	120	323	703	394	3,950 ± 65
Cod	ᐆᒪᐃᑦ	Ugak					11	202	114	77	5	7			416 ± 40
Sculpin	ᑲᓇᔪᐃᑦ	Kanayuk						48							48 ± 11
Clams	ᐊᒻᒧᒪᔪᑦ	Uviluq	292	2,946	1,103	1,935	317	504	400						7,497 ± 108
Mussels	ᐅᕕᓗᐃᑦ	Uviluvaloet	54	589	866										1,509 ± 73

‡ Polar bear data supplied by DSD.

‡ ᓇᓄᔅᓄᑦ ᑎᑎᕋᑦᑐᒪᔪᑦ ᑐᓂᒃᖏᑦ ᐅᑯᐊ ᐃᑯᐱᕕᓕᓇᓵᑦ.

‡ Nanuin nahagaumajut pijauhimajut Ikupiktulikijinik.

TABLE/ᓇᓗᓇᐃᔭᐅᑦ/NAUNAIKUTA 180

Monthly hunter response — **Year 3 (June 1998 - May 1999)**

ᑕᕿᑕᒫᑦ ᐊᖑᓇᓱᒃᑏᑦ ᑭᐅᓂᖏᑦ — **ᐊᒻᕐᒍ 3 (ᔫᓂ 1998 - ᒪᐃ 1999)**

Tatkiktaman pijauhimajut angunahuktinun — **Ukiunga 3 (June 1998 - May 1999)**

Month/ᑕᕿᖓ/Tatkia			JUN ᔫᓂ	JUL ᔪᓚᐃ	AUG ᐊᐅᒻᒍᑎ	SEP ᓱᑎᒻᐱᓇ	OCT ᐅᑦᑐᐱᓇ	NOV ᓄᓇᒻᐱᓇ	DEC ᑏᓯᒻᐱᓇ	JAN ᒎᓐᓄᐊᓇ	FEB ᓈᕝᕗᐊᓇ	MAR ᒪᕐᓯ	APR ᐃᕐᓇᓕ	MAY ᒪᐃ	Total ᑲᑎᑦᑐᑦ Tamakiklugin
Hunter Response Categories	**ᐊᖑᓇᓱᒃᑏᑦ ᑭᐅᓂᖏᑦ ᐋᒍᕐᓯᒪᓂᖏᑦ**	**Angunahukpaktun Kiujait**													
Monthly hunter list	ᑕᕿᑕᒫᑦ ᐊᖑᓇᓱᒃᑏᑦ	Tatkitaman angunahuktut titigait	95	96	96	95	96	96	96	96	98	98	100	100	102*
Hunters interviewed	ᐊᖑᓇᓱᒃᑏᑦ ᐊᐱᕐᓱᕐᑕᑦ	Angunahuktin apikhuktan	94	95	95	95	94	94	94	94	97	98	100	98	101*
Harvested	ᐊᖑᓇᓱᒃᑐᒥᓃᑦ	Angujaujut	48	46	43	44	44	43	44	35	28	27	41	54	85*
Response Rate (%)	ᑭᐅᔪᑦ ᖃᑦᓱᐅᓂᖏᑦ (%)	Kiujut (%)	99	99	99	100	98	98	98	98	99	100	100	98	99**

* Hunters registered/interviewed/harvested at least once during the year.
** Mean monthly response rate.

* ᐊᖑᓇᓱᒃᑏᑦ ᐊᑎᓕᐅᑦᑕᒪᔪᑦ/ᐊᐱᕐᓱᕐᑕᑦ/ᐊᖑᓇᓱᒃᑐᒥᓃᑦ ᐊᑕᐅᓯᐊᕐᓗᐊᑦᑐᑎᒃ ᐊᒻᕐᒍᒥ.
** ᐋᔅᓴᒥᓕᑎᓯᒪᔪᑦ ᑕᕿᑕᒫᑦ ᑭᐅᔪᑦ.

* Angunahuktin atiliukhimajut/apikhiktaunikut/anguhimajut talvani ukiumi.
** Talvani angunahuknami kiujutaumajut.

6.1.8

TABLE/ᓇᓗᓇᐃᔭᐅᑦ/NAUNAIKUTA 181

Recall period between harvest and interview, expressed as % of total harvest records — **Year 3 (June 1998 - May 1999)**

ᐅᑎᕐᕕᐅᔪᑦ ᐊᑯᕐᖓᓂ ᐊᖑᓇᓱᒋᓂᖓᑕ ᐊᒻᒪᓗ ᐊᐱᕐᓱᕐᑕᐅᓂᖓᑕ, ᓇᓗᓇᐃᕐᑕᑦ ᐃᒫᒃ % ᑲᑎᑦᑐᑦ ᐊᖑᓇᓱᒃᑕᑦ ᑎᑎᕐᕐᑕᐅᒪᔪᑦ — **ᐊᒻᕐᒍ 3 (ᔫᓂ 1998 - ᒪᐃ 1999)**

Itkaumajaujut angunahuktunun apihijauvaktunutlu, kanuk amigaitiginit tamakiklugin angujauhimajut — **Ukiunga 3 (June 1998 - May 1999)**

Month/ᑕᕿᖓ/Tatkia			JUN ᔫᓂ	JUL ᔪᓚᐃ	AUG ᐊᐅᒻᒍᑎ	SEP ᓱᑎᒻᐱᓇ	OCT ᐅᑦᑐᐱᓇ	NOV ᓄᓇᒻᐱᓇ	DEC ᑏᓯᒻᐱᓇ	JAN ᒎᓐᓄᐊᓇ	FEB ᓈᕝᕗᐊᓇ	MAR ᒪᕐᓯ	APR ᐃᕐᓇᓕ	MAY ᒪᐃ	Total ᑲᑎᑦᑐᑦ Tamakiklugin
Recall Period	**ᐅᑎᕐᕕᐅᔪᑦ**	**Pigiakvia**													
≤ 3 months	≤ 3 ᑕᕿᑦ	≤ tatkin pingahut	100	100	100	100	100	100	100	100	100	100	100	99	100
4-6 months	4-6 ᑕᕿᑦ	tatkin hitaman 6nut	0	0	0	0	0	0	0	0	0	0	0	1	0
> 6 months	> 6 ᑕᕿᑦ	> 6 tatkin	0	0	0	0	0	0	0	0	0	0	0	0	0

TABLE/ᓇᓗᓇᐃᔭᐅᑦ/NAUNAIKUTA 182

Number of hunters harvesting each species — **Year 3 (June 1998 - May 1999)**

ᖃᑦᓯᐅᓂᖏᑦ ᐊᖑᓇᓱᒃᑏᑦ ᐊᖑᓇᓱᒃᐸᑦᑐᑦ ᐊᑐᓂᒃ ᐆᒪᔪᑦᓂᒃ — **ᐊᒻᕿᒍ 3 (ᔫᓂ 1998 - ᒪᐃ 1999)**

Amigaitiginigin angunahukpaktun anguvaktaitlu kanugitugiagin — **Ukiunga 3 (June 1998 - May 1999)**

Month/ᑕᕝᕙᖓ/Tatkia			JUN ᔫᓂ	JUL ᔪᓚᐃ	AUG ᐊᐅᒻᒍᑎ	SEP ᓱᑎᒻᐱᓇ	OCT ᐅᑦᑐᐱᓇ	NOV ᓄᓇᒻᐱᓇ	DEC ᑏᓯᒻᐱᓇ	JAN ᒎᓐᓄᐊᓇ	FEB ᓈᕝᕗᐊᓇ	MAR ᒪᕐᓯ	APR ᐃᑦᓇᓕ	MAY ᒪᐃ	Total ᑲᑎᑦᑐᑦ Tamakiklugin
Species	**ᐆᒪᔪᑦ**	**Umajuin**													
Caribou	ᑐᒃᑐᐃᑦ	Tuktut	6	11	14	22	6	11	23	12	9	7	6	7	52
Polar bear#	ᓇᓄᐃᑦ#	Nanuit#	n/d	n/d	n/d	n/d	n/d	n/d	n/d	n/d	n/d	n/d	n/d	n/d	n/d
Wolf	ᐊᒪᕈᐃᑦ	Amagut											3	1	4
Arctic fox	ᑎᓇᒐᓐᓂᐊᑦ	Tigiganiat								1	1	3			3
Coloured fox	ᖃᑯᓐᖏᑦᑐᑦ ᑎᓇᒐᓐᓂᐊᑦ	Kalaliit tigiganiat								2					2
Arctic hare	ᐅᑲᓛᑦ	Ukalik				10		4	1	3	1	3	1	1	17
Ringed seal	ᓇᑦᓱᑦ	Natiinat	36	35	36	37	36	24	23	10	9	8	16	27	70
Bearded seal	ᐅᒡᔪᐃᑦ	Ukyuk	10	4	5	2	3	2		3		1	1	2	20
Harp seal	ᖃᐃᕈᓛᑦ	Qairulik		3	8	5	3	3		1					13
Harbour seal	ᖃᓯᒋᐊᑦ	Qanigiaq			1	1									2
Hooded seal	ᐊᐸᐃᑦ	Nahakakaktutut ittut natiit		1	1										1
Walrus	ᐊᐃᓈᑦ	Akvik						1				1	1		3
Beluga	ᖃᑯᑦᑕᑦ ᕿᓚᓗᒐᑦ	Kilalugak	7	2			4	3						5	15
Snow goose	ᑲᖑᐃᑦ	Kanguq												5	5
Canada goose	ᓂᑦᓛᑦ ᐅᓗᐊᒍᓛᑦ	Nikliknik	2			2								25	26
Old Squaw	ᐊᒻᒋᐊᑦᔪᐃᑦ	Aahangik							1	1					2
Eider Duck	ᒥᑏᑦ	Kingalik	26	1		1	9	3						1	34
Black guillemot	ᐱᑦᓯᐅᓛᑦ	Black guillemot				1	1	1		1					4
Thick-billed murre	ᐊᑦᐸᐃᑦ	Thick-billed murre	6	2								2	1		9
Ptarmigan	ᐊᕿᒻᒋᑦ	Akilgik	1			2	4	19	28	20	21	16	24	26	59
Eggs (unspecified)	ᐊᓯᖏᑦ ᑎᒻᒥᐊᑦ ᒪᓐᓂᖏᑦ	Manniit	2												2
Duck eggs	ᒥᑏᑦ ᒪᓐᓂᖏᑦ	Tinmiat manniit	5												5
Arctic char	ᐃᖃᓗᒃᐲᑦ	Ikaliviit	9	14	13	2	5	8	5	8	2	8	19	15	42
Cod	ᐆᒐᐃᑦ	Ugak					1	5	9	3	1	1			15
Sculpin	ᑲᓇᔪᐃᑦ	Kanayuk						3							3
Clams	ᐊᒻᒧᒪᔪᑦ	Uviluq	3	17	9	14	3	5	1						27
Mussels	ᐅᕕᓗᐃᑦ	Uviluvaloet	1	2	2										4

‡‡ No data are available corresponding to the harvest numbers shown in the harvest estimates table which were provided by DSD.

‡‡ ᑎᑎᕋᕐᒪᔪᓂᒃ ᐱᑕᖃᖏᑦᑐᖅ ᐱᔾᔪᑎᓕᓐᓂᒃ ᐊᖑᔭᑦ ᖃᑦᓯᐅᓂᖏᓐᓄᑦ ᐊᓚᒃᑲᐅᒪᔪᓄᑦ ᐊᖑᔭᓄᑦ ᓇᓚᐅᑦᓴᕈᑎᓂ ᑐᓂᔭᖏᓐᓂ ᐃᑯᐱᕐᕕᓕᓇᓂᑦ.

‡‡ Nahagauhimaitut titigakhimajunik pitman kanuk angujaukatakhimajunik kanukitunit pijaumajut ikupiktulikijinik.

TABLE/ᓇᓗᓇᐃᔭᐅᑦ/NAUNAIKUTA 183

Monthly harvest estimates
ᑕᕿᑕᒫᑦ ᐊᖑᔭᓄᑦ ᓇᓚᐅᑦᓵᕈᑏᑦ
Tatkiktamat nahaktauvaktun

Year 4 (June 1999 - May 2000)
ᐊᒻᕐᒧ 4 (ᔫᓂ 1999 - ᒪᐃ 2000)
Ukiunga 4 (June 1999 - May 2000)

Month/ᑕᕿᖓ/Tatkia			JUN ᔫᓂ	JUL ᔪᓚᐃ	AUG ᐊᐅᒻᒍᑎ	SEP ᓱᑎᒻᐱᕆ	OCT ᐅᑦᑐᐱᕆ	NOV ᓄᕕᒻᐱᕆ	DEC ᑏᓯᒻᐱᕆ	JAN ᒎᓐᓄᐊᕆ	FEB ᕖᕝᕗᐊᕆ	MAR ᒫᔪ	APR ᐃᑦᕆᓕ	MAY ᒪᐃ	Total ᑲᑎᑦᑐᒥᑦ Tamakiklugin ± 95% CI
Species	**ᐆᒪᔪᑦ**	**Umajuin**													
Caribou	ᑐᒃᑐᐃᑦ	Tuktut	15	15	45	49	10	25	26	43	37	52	26	10	353 ± 24
Polar bear‡	ᓇᓄᐃᑦ‡	Nanuit‡						1	1						
Wolf	ᐊᒪᕈᐃᑦ	Amagut							1	10	2	6			19 ± 5
Arctic fox	ᑎᓇᒐᓐᓂᐊᑦ	Tigiganiat						5	3	5	8	2	1	1	25 ± 6
Coloured fox	ᖃᑯᓐᖏᑦᑐᑦ ᑎᓇᒐᓐᓂᐊᑦ	Kalaliit tigiganiat						11	4	2	2		1		20 ± 8
Arctic hare	ᐅᑲᓖᑦ	Ukalik	6		2	29	16	9	7	13	11	12			105 ± 13
Ringed seal	ᓇᑦᓱᑦ	Natiinat	109	142	113	102	48	34	25	15	12	20	15	25	660 ± 31
Bearded seal	ᐅᒡᔪᐃᑦ	Ukyuk	2	4	4	7	4	5		1	2	1	1		31 ± 4
Harp seal	ᖃᐃᕈᓖᑦ	Qairulik			3	11	10								24 ± 9
Harbour seal	ᖃᓯᒋᐊᑦ	Qanigiaq		3	6										9 ± 3
Hooded seal	ᐊᐸᐃᑦ	Nahakakaktutut ittut natiit					1								1 ± 1
Walrus	ᐊᐃᓈᑦ	Akvik										1			1 ± 1
Beluga	ᖃᑯᑦᑕᑦ ᕿᓚᓗᒐᑦ	Kilalugak	3	1	1		9								14 ± 4
Snow goose	ᑲᖑᐃᑦ	Kanguq	17		1									1	19 ± 2
Canada goose	ᓂᑦᓖᑦ ᐅᓗᐊᒍᑦᓖᑦ	Nikliknik	87			6	1						13	139	246 ± 27
Eider duck	ᒥᑏᑦ	Kingalik	56			47	72	55							230 ± 49
Black guillemot	ᐱᑦᓯᐅᓛᑦ	Black guillemot				7									7 ± 0
Thick-billed murre	ᐊᑉᐸᐃᑦ	Thick-billed murre	9	6	12	16	17						6		66 ± 17
Ptarmigan	ᐊᕿᒻᒋᑦ	Akilgik	72					114	85	122	116	139	104	49	801 ± 93
Duck eggs	ᒥᑏᑦ ᒪᓐᓂᖏᑦ	Tinmiat manniit	55												55 ± 0
Arctic char	ᐃᖃᓗᒃᐲᑦ	Ikaliviit	890	305	262	77	32	145	435	430	207	220	65	564	3,632 ± 384
Cod	ᐆᒐᐃᑦ	Ugak					46	105		85	73	30	61	21	421 ± 90
Sculpin	ᑲᓇᔪᐃᑦ	Kanayuk		10											10 ± 0
Clams	ᐊᒻᒧᒪᔪᑦ	Uviluq	276	649	2,340	1,952	1,273	122							6,612 ± 879

‡ Polar bear data supplied by DSD.

‡ ᓇᓄᑦᓄᑦ ᑎᑎᕋᑦᑕᒪᔪᑦ ᑐᓂᔭᖏᑦ ᐅᑯᐊ ᐃᑯᐱᕐᕕᓕᕆᔨᑦ.

‡ Nanuin nahagaumajut pijauhimajut Ikupiktulikijinik.

6.1.8

TABLE/ᓇᓗᓇᐃᔭᐅᑦ/NAUNAIKUTA 184

Monthly hunter response — **Year 4 (June 1999 - May 2000)**

ᑕᕿᑖᒪᑦ ᐊᖑᓇᓱᒃᑏᑦ ᑭᐅᓂᖏᑦ — **ᐊᒻᕐᒍ 4 (ᔫᓂ 1999 - ᒪᐃ 2000)**

Tatkiktaman pijauhimajut angunahuktinun — **Ukiunga 4 (June 1999 - May 2000)**

Month/ᑕᕿᖓ/Tatkia			JUN ᔫᓂ	JUL ᔪᓚᐃ	AUG ᐊᐅᒻᒍᑎ	SEP ᓱᑎᒻᐱᓇ	OCT ᐅᑦᑐᐱᓇ	NOV ᓄᓇᒻᐱᓇ	DEC ᑏᓯᒻᐱᓇ	JAN ᒎᓐᓄᐊᓇ	FEB ᓈᕝᕗᐊᓇ	MAR ᒪᕐᓯ	APR ᐃᕐᓇᓕ	MAY ᒪᐃ	Total ᑲᑎᑦᑐᑦ Tamakiklugin
Hunter Response Categories	**ᐊᖑᓇᓱᒃᑏᑦ ᑭᐅᓂᖏᑦ ᐊᒻᒍᕐᓯᒪᓂᖏᑦ**	**Angunahukpaktun Kiujait**													
Monthly hunter list	ᑕᕿᑖᒪᑦ ᐊᖑᓇᓱᒃᑏᑦ	Tatkitaman angunahuktut titigait	101	95	95	95	92	93	93	94	94	93	91	91	104*
Hunters interviewed	ᐊᖑᓇᓱᒃᑏᑦ ᐊᐱᕐᓱᕐᑕᑦ	Angunahuktin apikhuktan	100	93	85	80	75	76	73	87	85	85	82	81	103*
Harvested	ᐊᖑᓇᓱᒃᑐᒥᓃᑦ	Angujaujut	50	41	41	41	17	19	12	24	21	27	23	33	83*
Response Rate (%)	ᑭᐅᔪᑦ ᖃᑦᓱᐅᓂᖏᑦ (%)	Kiujut (%)	99	98	89	84	82	82	78	93	90	91	90	89	89**

* Hunters registered/interviewed/harvested at least once during the year.
** Mean monthly response rate.

* ᐊᖑᓇᓱᒃᑏᑦ ᐊᑎᓕᐅᑦᑕᐅᒪᔪᑦ/ᐊᐱᕐᓱᕐᑕᑦ/ᐊᖑᓇᓱᒃᑐᒥᓃᑦ ᐊᑕᐅᓯᐊᕐᓗᐊᑦᑐᑎᒃ ᐊᒻᕐᒍᒥ.
** ᐊᒃᐅᒌᓕᑦᑎᓯᒪᔪᑦ ᑕᕿᑖᒪᑦ ᑭᐅᔪᑦ.

* Angunahuktin atiliukhimajut/apikhiktaunikut/anguhimajut talvani ukiumi.
** Talvani angunahuknami kiujutaumajut.

TABLE/ᓇᓗᓇᐃᔭᐅᑦ/NAUNAIKUTA 185

Recall period between harvest and interview, expressed as % of total harvest records — **Year 4 (June 1999 - May 2000)**

ᐅᑎᕐᕕᐅᔪᑦ ᐊᑯᕐᖓᓂ ᐊᖑᓇᓱᒃᓂᖓᑕ ᐊᒻᒪᓗ ᐊᐱᕐᓱᕐᑕᐅᓂᖓᑕ, ᓇᓗᓇᐃᕐᑕᑦ ᐃᒫᒃ % ᑲᑎᑦᑐᑦ ᐊᖑᓇᓱᒃᑕᑦ ᑎᑎᕐᕐᑕᐅᒪᔪᑦ — **ᐊᒻᕐᒍ 4 (ᔫᓂ 1999 - ᒪᐃ 2000)**

Itkaumajaujut angunahuktunun apihijauvaktunutlu, kanuk amigaitiginit tamakiklugin angujauhimajut — **Ukiunga 4 (June 1999 - May 2000)**

Month/ᑕᕿᖓ/Tatkia			JUN ᔫᓂ	JUL ᔪᓚᐃ	AUG ᐊᐅᒻᒍᑎ	SEP ᓱᑎᒻᐱᓇ	OCT ᐅᑦᑐᐱᓇ	NOV ᓄᓇᒻᐱᓇ	DEC ᑏᓯᒻᐱᓇ	JAN ᒎᓐᓄᐊᓇ	FEB ᓈᕝᕗᐊᓇ	MAR ᒪᕐᓯ	APR ᐃᕐᓇᓕ	MAY ᒪᐃ	Total ᑲᑎᑦᑐᑦ Tamakiklugin
Recall Period	**ᐅᑎᕐᕕᐅᔪᑦ**	**Pigiakvia**													
≤ 3 months	≤ 3 ᑕᕿᑦ	≤ tatkin pingahut	100	100	64	82	49	95	93	73	17	37	54	61	71
4-6 months	4-6 ᑕᕿᑦ	tatkin hitaman 6nut	0	0	21	8	51	5	0	21	51	27	13	0	15
> 6 months	> 6 ᑕᕿᑦ	> 6 tatkin	0	0	15	10	0	0	7	6	32	36	33	39	14

TABLE/ᓇᓗᓇᐃᔭᐅᑦ/NAUNAIKUTA 186

Number of hunters harvesting each species — **Year 4 (June 1999 - May 2000)**

ᖃᑦᓯᐅᓂᖏᑦ ᐊᖑᓇᓱᒃᑏᑦ ᐊᖑᓇᓱᒃᐸᑦᑐᑦ ᐊᑐᓂᒃ ᐆᒪᔪᕐᓂᒃ — **ᐊᒡᕐᒍ 4 (ᔫᓂ 1999 - ᒪᐃ 2000)**

Amigaitiginigin angunahukpaktun anguvaktaitlu kanugitugiagin — **Ukiunga 4 (June 1999 - May 2000)**

Month/ᑕᕝᕙᖓ/Tatkia			JUN ᔫᓂ	JUL ᔪᓚᐃ	AUG ᐊᐅᒡᒍᑎ	SEP ᓱᑎᒡᐱᕆ	OCT ᐅᑦᑐᐱᕆ	NOV ᓄᓇᒡᐱᕆ	DEC ᑏᓯᒡᐱᕆ	JAN ᒎᓐᓄᐊᕆ	FEB ᓈᕝᕗᐊᕆ	MAR ᒪᕐᓯ	APR ᐃᑦᕆᓕ	MAY ᒪᐃ	Total ᑲᑎᑦᑐᑦ Tamakiklugin
Species	**ᐆᒪᔪᑦ**	**Umajuin**													
Caribou	ᑐᒃᑐᐃᑦ	Tuktut	8	6	20	20	4	5	6	11	12	13	10	7	42
Polar bear#	ᓇᓄᐃᑦ#	Nanuit#	n/d	n/d	n/d	n/d	n/d	n/d	n/d	n/d	n/d	n/d	n/d	n/d	n/d
Wolf	ᐊᒪᕈᐃᑦ	Amagut							1	3	2	2			7
Arctic fox	ᑎᕆᒐᓐᓂᐊᑦ	Tigiganiat						2	1	2	2	2	1	1	6
Coloured fox	ᖃᑯᓐᖏᑦᑐᑦ ᑎᕆᒐᓐᓂᐊᑦ	Kalaliit tigiganiat						2	2	2	1		1		5
Arctic hare	ᐅᑲᓖᑦ	Ukalik	1		1	10	5	5	1	5	5	5			22
Ringed seal	ᓇᑦᓱᑦ	Natiinat	32	34	31	28	13	8	5	5	4	7	5	6	62
Bearded seal	ᐅᒡᔪᐃᑦ	Ukyuk	2	4	4	5	3	3		1	1	1	1		18
Harp seal	ᖃᐃᕈᓖᑦ	Qairulik			3	4	2								8
Harbour seal	ᖃᓯᒋᐊᑦ	Qanigiaq		2	3										4
Hooded seal	ᐊᐸᐃᑦ	Nahakakaktutut ittut natiit					1								1
Walrus	ᐊᐃᓈᑦ	Akvik										1			1
Beluga	ᖃᑯᑦᑕᑦ ᕿᓚᓗᒐᑦ	Kilalugak	3	1	1		4								8
Snow goose	ᑲᖑᐃᑦ	Kanguq	9		1									1	11
Canada goose	ᓂᑦᓖᑦ ᐅᓗᐊᒍᓖᑦ	Nikliknik	26			2	1						4	23	40
Eider duck	ᒥᑏᑦ	Kingalik	7			12	4	3							20
Black guillemot	ᐱᑦᓯᐅᓛᑦ	Black guillemot				1									1
Thick-billed murre	ᐊᑦᐸᐃᑦ	Thick-billed murre	3	1	1	4	2						2		12
Ptarmigan	ᐊᕿᒡᒋᑦ	Akilgik	7					9	4	11	10	11	8	6	33
Duck eggs	ᒥᑏᑦ ᒪᓐᓂᖏᑦ	Tinmiat manniit	1												1
Arctic char	ᐃᖃᓗᒃᐲᑦ	Ikaliviit	15	12	11	3	3	6	3	5	2	5	5	12	34
Cod	ᐆᒐᐃᑦ	Ugak					2	3		3	4	2	3	1	13
Sculpin	ᑲᓇᔪᐃᑦ	Kanayuk		1											1
Clams	ᐊᒻᒧᒪᔪᑦ	Uviluq	2	7	12	11	5	1							27

No data are available corresponding to the harvest numbers shown in the harvest estimates table which were provided by DSD.

ᑎᑎᕋᓯᒪᔪᓂᒃ ᐱᑕᖃᖏᑦᑐᖅ ᐱᔾᔪᑎᓕᖕᓂᒃ ᐊᖑᔭᑦ ᖃᑦᓯᐅᓂᖏᖕᓄᑦ ᐊᓚᒃᑲᒪᔪᓄᑦ ᐊᖑᔭᓄᑦ ᓇᓚᐅᑦᓴᕐᑎᓂ ᑐᓂᔭᖏᖕᓂ ᐃᑯᐱᕐᕕᓕᕆᔨᑦ.

Nahagauhimaitut titigakhimajunik pitman kanuk angujaukatakhimajunik kanukitunit pijaumajut ikupiktulikijinik.

6.1.8

TABLE/ᓇᓗᓇᐃᔭᐅᑦ/NAUNAIKUTA 187

Monthly harvest estimates
ᑕᕿᑕᒫᑦ ᐊᖑᔭᓄᑦ ᓇᓚᐅᑦᓵᕐᑏᑦ
Tatkiktamat nahaktauvaktun

Year 5 (June 2000 - May 2001)
ᐊᒻᕐᒍ 5 (ᔫᓂ 2000 - ᒪᐃ 2001)
Ukiunga 5 (June 2000 - May 2001)

Month/ᑕᕿᖓ/Tatkia			JUN ᔫᓂ	JUL ᔪᓚᐃ	AUG ᐊᐅᒡᒍᑎ	SEP ᓱᑎᒡᐱᕆ	OCT ᐅᑦᑐᐱᕆ	NOV ᓄᕕᒡᐱᕆ	DEC ᑏᓯᒡᐱᕆ	JAN ᒎᓐᓄᐊᕆ	FEB ᕕᕝᕗᐊᕆ	MAR ᒫᔪ	APR ᐃᑦᕆᓕ	MAY ᒪᐃ	Total ᑲᑎᑦᑐᒋᑦ Tamakiklugin ± 95% CI
Species	**ᐆᒪᔪᑦ**	**Umajuin**													
Caribou	ᑐᒃᑐᐃᑦ	Tuktut	9	25	27	25	15	55	46	31	19	16	22	3	293 ± 40
Polar bear‡	ᓇᓄᐃᑦ‡	Nanuit‡							4						
Wolf	ᐊᒪᕈᐃᑦ	Amagut							11	1	2				14 ± 11
Arctic fox	ᑎᓇᒐᓐᓂᐊᑦ	Tigiganiat					3				1				4 ± 3
Coloured fox	ᖃᑯᓐᖏᑦᑐᑦ ᑎᓇᒐᓐᓂᐊᑦ	Kalaliit tigiganiat						3		1					4 ± 3
Arctic hare	ᐅᑲᓖᑦ	Ukalik				18	14	24	14	1	1	6		10	88 ± 29
Ringed seal	ᓇᑦᓱᑦ	Natiinat	105	54	91	62	80	63	20	8	1	11	24	35	554 ± 56
Bearded seal	ᐅᒡᔪᐃᑦ	Ukyuk	7	2	8	6	2	4		3		2	1	2	37 ± 9
Harp seal	ᖃᐃᕈᓖᑦ	Qairulik		1	2	4	14	2	3						26 ± 9
Harbour seal	ᖃᓯᒋᐊᑦ	Qanigiaq					1								1 ± 1
Beluga	ᖃᑯᑦᑕᑦ ᕿᓚᓗᒐᑦ	Kilalugak	1		5								2	1	9 ± 8
Snow goose	ᑲᖑᐃᑦ	Kanguq												4	4 ± 6
Canada goose	ᓂᑦᓖᑦ ᐅᓗᐊᒍᓖᑦ	Nikliknik	55	1	14	8								114	192 ± 46
Brant goose	ᓂᑦᓕᑦᓇᐃᑦ	Nirlirnaq												2	2 ± 3
Eider duck	ᒥᑏᑦ	Kingalik	52	46	2	15	16	5						6	142 ± 41
Thick-billed murre	ᐊᑉᐸᐃᑦ	Thick-billed murre	29	11		2	3								45 ± 17
Ptarmigan	ᐊᕿᒻᒋᑦ	Akilgik	18			1	46	315	598	187	251	187	159	271	2,033 ± 371
Duck eggs	ᒥᑏᑦ ᒪᓐᓂᖏᑦ	Tinmiat manniit	233												233 ± 176
Arctic char	ᐃᖃᓗᒃᐲᑦ	Ikaliviit	445	85	296	115	223	302	353	230	161	451	227	724	3,612 ± 597
Cod	ᐆᒪᐃᑦ	Ugak				11	81	233	22	35	47	36	118	84	667 ± 259
Clams	ᐊᒻᒧᒪᔪᑦ	Uviluq			1,333	1,160	930	474							3,897 ± 1,201

‡ Polar bear data supplied by DSD.

‡ ᓇᓄᑦᓄᑦ ᑎᑎᕋᑦᑕᒪᔪᑦ ᑐᓂᒃᖏᑦ ᐅᑯᐊ ᐃᑯᐱᕐᕕᓕᕆᔨᑦ.

‡ Nanuin nahagaumajut pijauhimajut Ikupiktulikijinik.

TABLE/ᓇᓗᓇᐃᔭᐅᑦ/NAUNAIKUTA 188

Monthly hunter response — **Year 5 (June 2000 - May 2001)**

ᑕᕿᑕᒫᑦ ᐊᖑᓇᓱᒃᑏᑦ ᑭᐅᓂᖏᑦ — **ᐊᒻᕐᒍ 5 (ᔫᓂ 2000 - ᒪᐃ 2001)**

Tatkiktaman pijauhimajut angunahuktinun — **Ukiunga 5 (June 2000 - May 2001)**

Month/ᑕᕿᖓ/Tatkia			JUN ᔫᓂ	JUL ᔪᓚᐃ	AUG ᐊᐅᒻᒍᑎ	SEP ᓱᑎᒻᐱᓇ	OCT ᐅᑦᑐᐱᓇ	NOV ᓄᓇᒻᐱᓇ	DEC ᑏᓯᒻᐱᓇ	JAN ᒎᓐᓄᐊᓇ	FEB ᓈᕝᕗᐊᓇ	MAR ᒪᕐᓯ	APR ᐃᕐᓇᓕ	MAY ᒪᐃ	Total ᑲᑎᕐᑐᑦ Tamakiklugin
Hunter Response Categories	**ᐊᖑᓇᓱᒃᑏᑦ ᑭᐅᓂᖏᑦ ᐋᒍᕐᓯᒪᓂᖏᑦ**	**Angunahukpaktun Kiujait**													
Monthly hunter list	ᑕᕿᑕᒫᑦ ᐊᖑᓇᓱᒃᑏᑦ	Tatkitaman angunahuktut titigait	90	89	89	90	89	91	90	88	91	91	90	90	97*
Hunters interviewed	ᐊᖑᓇᓱᒃᑏᑦ ᐊᐱᕐᓱᕐᑕᑦ	Angunahuktin apikhuktan	82	74	65	67	66	68	49	62	63	53	51	50	89*
Harvested	ᐊᖑᓇᓱᒃᑐᒥᓃᑦ	Angujaujut	26	24	31	26	26	31	19	16	17	13	15	23	64*
Response Rate (%)	ᑭᐅᔪᑦ ᖃᑦᓱᐅᓂᖏᑦ (%)	Kiujut (%)	91	83	73	74	74	75	54	70	69	58	57	56	70**

* Hunters registered/interviewed/harvested at least once during the year.
** Mean monthly response rate.

* ᐊᖑᓇᓱᒃᑏᑦ ᐊᑎᓕᐅᑦᑕᐅᒪᔪᑦ/ᐊᐱᕐᓱᕐᑕᑦ/ᐊᖑᓇᓱᒃᑐᒥᓃᑦ ᐊᑕᐅᓯᐊᕐᓗᐊᑦᑐᑎᒃ ᐋᒍᕐᒍᒥ.
** ᐋᐅᒋᓕᑦᑎᓯᒪᔪᑦ ᑕᕿᑕᒫᑦ ᑭᐅᔪᑦ.

* Angunahuktin atiliukhimajut/apikhiktaunikut/anguhimajut talvani ukiumi.
** Talvani angunahuknami kiujutaumajut.

6.1.8

TABLE/ᓇᓗᓇᐃᔭᐅᑦ/NAUNAIKUTA 189

Recall period between harvest and interview, expressed as % of total harvest records — **Year 5 (June 2000 - May 2001)**

ᐅᑎᕐᕕᐅᔪᑦ ᐊᑯᕐᖓᓂ ᐊᖑᓇᓱᒋᓂᖓᑕ ᐊᒻᒪᓗ ᐊᐱᕐᓱᕐᑕᐅᓂᖓᑕ, ᓇᓗᓇᐃᕐᑕᑦ ᐃᒫᒃ % ᑲᑎᕐᑐᑦ ᐊᖑᓇᓱᒃᑕᑦ ᑎᑎᕐᕕᐅᒪᔪᑦ — **ᐊᒻᕐᒍ 5 (ᔫᓂ 2000 - ᒪᐃ 2001)**

Itkaumajaujut angunahuktunun apihijauvaktunutlu, kanuk amigaitiginit tamakiklugin angujauhimajut — **Ukiunga 5 (June 2000 - May 2001)**

Month/ᑕᕿᖓ/Tatkia			JUN ᔫᓂ	JUL ᔪᓚᐃ	AUG ᐊᐅᒻᒍᑎ	SEP ᓱᑎᒻᐱᓇ	OCT ᐅᑦᑐᐱᓇ	NOV ᓄᓇᒻᐱᓇ	DEC ᑏᓯᒻᐱᓇ	JAN ᒎᓐᓄᐊᓇ	FEB ᓈᕝᕗᐊᓇ	MAR ᒪᕐᓯ	APR ᐃᕐᓇᓕ	MAY ᒪᐃ	Total ᑲᑎᕐᑐᑦ Tamakiklugin
Recall Period	**ᐅᑎᕐᕕᐅᔪᑦ**	**Pigiakvia**													
≤ 3 months	≤ 3 ᑕᕿᑦ	≤ tatkin pingahut	71	0	0	0	40	75	89	53	66	26	55	100	50
4-6 months	4-6 ᑕᕿᑦ	tatkin hitaman 6nut	0	36	72	75	56	24	10	14	34	74	45	0	34
> 6 months	> 6 ᑕᕿᑦ	> 6 tatkin	29	64	28	25	4	1	2	33	0	0	0	0	16

TABLE/ᓇᓗᓇᐃᔭᐅᑦ/NAUNAIKUTA 190

Number of hunters harvesting each species — **Year 5 (June 2000 - May 2001)**

ᖃᑦᓯᐅᓂᖏᑦ ᐊᖑᓇᓱᒃᑏᑦ ᐊᖑᓇᓱᒃᐸᑦᑐᑦ ᐊᑐᓂᒃ ᐆᒪᔪᕐᓂᒃ — **ᐊᒻᕐᒍ 5 (ᔫᓂ 2000 - ᒪᐃ 2001)**

Amigaitiginigin angunahukpaktun anguvaktaitlu kanugitugiagin — **Ukiunga 5 (June 2000 - May 2001)**

Month/ᑕᕝᕙᖓ/Tatkia			JUN ᔫᓂ	JUL ᔪᓚᐃ	AUG ᐊᐅᒻᒍᑎ	SEP ᓱᑎᒻᐱᓇ	OCT ᐅᑦᑐᐱᓇ	NOV ᓄᓇᒻᐱᓇ	DEC ᑏᓯᒻᐱᓇ	JAN ᒎᓐᓄᐊᓇ	FEB ᓈᕝᕗᐊᓇ	MAR ᒪᕐᓯ	APR ᐃᑦᓇᓕ	MAY ᒪᐃ	Total ᑲᑎᑦᑐᑦ Tamakiklugin
Species	**ᐆᒪᔪᑦ**	**Umajuin**													
Caribou	ᑐᒃᑐᐃᑦ	Tuktut	4	9	12	10	6	14	12	8	7	3	5	1	42
Polar bear#	ᓇᓄᐃᑦ#	Nanuit#	n/d	n/d	n/d	n/d	n/d	n/d	n/d	n/d	n/d	n/d	n/d	n/d	n/d
Wolf	ᐊᒪᕈᐃᑦ	Amagut							3	1	1				5
Arctic fox	ᑎᓇᒐᓐᓂᐊᑦ	Tigiganiat					2				1				3
Coloured fox	ᖃᑯᓐᖏᑦᑐᑦ ᑎᓇᒐᓐᓂᐊᑦ	Kalaliit tigiganiat						2		1					3
Arctic hare	ᐅᑲᓖᑦ	Ukalik				5	4	5	3	1	1	3		2	16
Ringed seal	ᓇᑦᓱᑦ	Natiinat	21	17	21	15	20	12	4	5	1	3	7	10	46
Bearded seal	ᐅᒡᔪᐃᑦ	Ukyuk	2	2	5	4	1	1		2		1	1	1	15
Harp seal	ᖃᐃᕈᓖᑦ	Qairulik		1	1	3	5	1	1						9
Harbour seal	ᖃᓯᒋᐊᑦ	Qanigiaq					1								1
Beluga	ᖃᑯᑦᑕᑦ ᕿᓚᓗᒐᑦ	Kilalugak	1		1								1	1	4
Snow goose	ᑲᖑᐃᑦ	Kanguq												1	1
Canada goose	ᓄᑦᓖᑦ ᐅᓗᐊᒍᓖᑦ	Nikliknik	7	1	3	1								12	19
Brant goose	ᓄᑦᓕᑦᓇᐃᑦ	Nirlirnaq												1	1
Eider duck	ᒥᑏᑦ	Kingalik	8	4	1	2	2	1						1	16
Thick-billed murre	ᐊᑉᐸᐃᑦ	Thick-billed murre	3	2		1	2								7
Ptarmigan	ᐊᕿᒻᒋᑦ	Akilgik	2			1	3	13	15	9	14	7	8	9	36
Duck eggs	ᒥᑏᑦ ᒪᓐᓂᖏᑦ	Tinmiat manniit	1												1
Arctic char	ᐃᖃᓗᒃᐲᑦ	Ikaliviit	9	6	8	3	3	6	2	3	3	6	5	11	28
Cod	ᐆᒪᐃᑦ	Ugak				1	3	5	1	2	1	3	1	3	14
Clams	ᐊᒻᒧᒪᔪᑦ	Uviluq			6	7	7	2							11

No data are available corresponding to the harvest numbers shown in the harvest estimates table which were provided by DSD.

ᑎᑎᕋᓯᒪᔪᓂᒃ ᐱᑕᖃᖏᑦᑐᖅ ᐱᔾᔪᑎᓕᓐᓂᒃ ᐊᖑᔭᑦ ᖃᓯᐅᓂᖏᓐᓄᑦ ᐊᓚᒃᑲᐅᒪᔪᓄᑦ ᐊᖑᔭᓄᑦ ᓇᓚᐅᑦᑐᑎᓂ ᑐᓂᔭᖏᓐᓂ ᐃᑯᐊᕐᕕᓕᓇᓗᑦ.

Nahagauhimaitut titigakhimajunik pitman kanuk angujaukatakhimajunik kanukitunit pijaumajut ikupiktulikijinik.

TABLE/ᓇᓗᓇᐃᔭᐅᑦ/NAUNAIKUTA 191

Annual harvest estimates and five-year mean

All Years (June 1996 - May 2001)

ᐊᒻᕋᒍᑕᒦᑦ ᐊᖑᔭᓄᑦ ᓇᓚᐅᑦᓴᕈᑏᑦ ᐊᒻᒪᓗ ᑕᓪᓕᒪᓄᑦ-ᐊᒻᕋᒍᓄᑦ ᐊᔾᔨᒌᓕᕐᑎᓯᒪᔪᑦ ᑕᒪᐃᓐᓄᑦ ᐊᒻᕋᒍᓄᑦ (ᔫᓂ 1996 - ᒪᐃ 2001)

Study Year/ᖃᐅᔨᓴᕐᕕᒃ ᐊᒻᕋᒍ/Ihivgiukimayut Ukiumi			1	2	3	4	5	Mean ᐊᔾᔨᒌᓕᕐᑎᓯᒪᔪᑦ Amigaitkiyait
			96/97	97/98	98/99	99/00	00/01	
Species	ᐆᒪᔪᑦ	**Umajuin**						
Caribou[1]	ᑐᒃᑐᐃᑦ[1]	Tuktut[1]	332	341	346	353	293	333
Polar bear[2]	ᓇᓄᐃᑦ[2]	Nanuit[2]	12	10	11	11	4	10
Wolf	ᐊᒪᕈᐃᑦ	Amagut	4	1	5	19	14	9
Arctic fox	ᑎᓇᒐᓐᓂᐊᑦ	Tigiganiat	50	37	7	25	4	25
Coloured fox	ᖃᑯᓐᖏᑦᑐᑦ ᑎᓇᒐᓐᓂᐊᑦ	Kalaliit tigiganiat	21	6	2	20	4	11
Arctic hare	ᐅᑲᓖᑦ	Ukalik	10	81	50	105	88	67
Ringed seal[3]	ᓇᑦᓱᑦ[3]	Natiinat[3]	905	947	1,258	660	554	865
Bearded seal[4]	ᐅᒡᔪᐃᑦ[4]	Ukyuk[4]	43	40	41	31	37	38
Harp seal[5]	ᖃᐃᕈᓖᑦ[5]	Qairulik[5]	51	38	28	24	26	33
Harbour seal[6]	ᖃᓯᒋᐊᑦ[6]	Qanigiaq[6]	0	1	2	9	1	3
Hooded seal	ᐊᐸᐃᑦ	Nahakakaktutut ittut natiit	0	1	2	1	0	1
Walrus[7]	ᐊᐃᓈᑦ[7]	Akvik[7]	5	2	4	1	0	2
Beluga[8]	ᖃᑯᑦᑕᑦ ᕿᓚᓗᒐᑦ[8]	Kilalugak[8]	8	6	36	14	9	15
Snow goose	ᑲᖑᐃᑦ	Kanguq	102	7	22	19	4	31
Canada goose	ᓂᕐᓖᑦ ᐅᓗᐊᒍᓖᑦ	Nikliknik	236	162	195	246	192	206
Brant goose	ᓂᕐᓕᕐᓇᐃᑦ	Nirlirnaq	0	0	0	0	2	<1
Old squaw	ᐊᒻᒋᐊᕐᔪᐃᑦ	Aahangik	0	0	5	0	0	1
Pintail	ᕐᓯᒪᐊᔫᑦ	Arnaviaq	2	0	0	0	0	<1
Eider duck	ᒥᑏᑦ	Kingalik	437	293	328	230	142	286
Common loon	ᑑᓪᓕᕐᔪᐊᑦ	Tuulik	3	0	0	0	0	1
Black guillemot	ᐱᑦᓯᐅᓛᑦ	Black guillemot	7	7	19	7	0	8
Thick-billed murre	ᐊᑉᐸᐃᑦ	Thick-billed murre	90	122	90	66	45	83
Ptarmigan	ᐊᕿᒻᒋᑦ	Akilgik	1,442	3,560	2,110	801	2,033	1,989
Eggs (unspecified)[9]	ᒪᓐᓃᑦ[9]	Manniit[9]	0	0	207	0	0	41
Duck eggs[9]	ᒥᑏᑦ ᒪᓐᓂᖏᑦ[9]	Tinmiat manniit[9]	103	506	347	55	233	249
Seagull eggs[9]	ᓇᐅᔭᐃᑦ ᒪᓐᓂᖏᑦ[9]	Nauyat manniit[9]	0	72	0	0	0	14
Eider down[Ø,10]	ᒥᑏᑦ ᕐᓂᕐᖏᑦ[Ø,10]	Mitiit qiviungit[Ø,10]	0	2	0	0	0	<1
Arctic char	ᐃᖃᓗᒃᐲᑦ	Ikaliviit	5,056	4,621	3,950	3,632	3,612	4,174
Inconnu	ᑲᕕᓯᓕᕐᐸᐃᑦ	Aanakhiik	16	1	0	0	0	3
Cod	ᐆᒪᐃᑦ	Ugak	1,275	377	416	421	667	631
Sculpin	ᑲᓇᔪᐃᑦ	Kanayuk	8	10	48	10	0	15
Clams	ᐊᒻᒧᒪᔪᑦ	Uviluq	11,312	5,416	7,497	6,612	3,897	6,947
Mussels	ᐅᕕᓗᐃᑦ	Uviluvaloet	265	0	1,509	0	0	355

Ø Number of nests harvested.
1-10: See page 317 for community feedback and other sources of data.

Ø ᖃᕐᓯᐅᓂᖏᑦ ᐱᑭᐅᑦ ᓄᐊᑕᐅᔪᑦ.
1-10: ᑕᑯᒃ ᒪᕐᐱᕐᒐᖅ 318 ᓄᓇᓖᑦ ᑭᐅᔪᑎᖏᑦ ᐊᒻᒪᓗ ᐊᓯᖏᑦ ᐱᕕᐅᔪᑦ ᓈᒐᐅᑎᓂᒃ.

Ø Amigaitiginit maniktagauhimajut.
1-10: Takulugu makpigaak 319 nunanit kiutjutinganik ovalo aalanik naunaiyautainik.

6.1.8

TABLE/ᓇᓗᓇᐃᔭᐅᑦ/NAUNAIKUTA 192

Annual hunter response — **All Years (June 1996 - May 2001)**

ᐊᒻᕋᒍᑕᒫᑦ ᐊᖑᓇᓱᒃᑏᑦ ᑭᐅᓂᖏᑦ — **ᑕᒪᐃᓐᓄᑦ ᐊᒻᕋᒍᓄᑦ (ᔫᓂ 1996 - ᒪᐃ 2001)**

Angujauvaktu — **Tamamik ukiuni (June 1996 - May 2001)**

Study Year/ᖃᐅᔨᓴᕐᕕᒃ ᐊᒻᕋᒍ/Ihivgiukimayut Ukiumi			1	2	3	4	5	Total ᑲᑎᑦᑐᑦ Tamakiklugin
			96/97	97/98	98/99	99/00	00/01	
Hunter Response Categories	**ᐊᖑᓇᓱᒃᑏᑦ ᑭᐅᓂᖏᑦ ᐊᒻᒍᓯᒪᓂᖏᑦ**	**Angunahukpaktun Kiujait**						
Monthly hunter list	ᑕᕿᑕᒫᑦ ᐊᖑᓇᓱᒃᑏᑦ	Tatkitaman angunahuktut titigait	96	99	102	104	97	114*
Hunters interviewed	ᐊᖑᓇᓱᒃᑏᑦ ᐊᐱᕐᓱᕐᑕᑦ	Angunahuktin apikhuktan	96	97	101	103	89	109*
Harvested	ᐊᖑᓇᓱᒃᑐᒥᓃᑦ	Angujaujut	81	74	85	83	64	102*
Response Rate (%)	ᑭᐅᔪᑦ ᖃᕐᓱᐅᓂᖏᑦ (%)	Kiujut (%)	92	89	99	89	70	88**

* Hunters registered/interviewed/harvested at least once during the study.
** Mean annual response rate.

* ᐊᖑᓇᓱᒃᑏᑦ ᐊᑎᓕᐅᕐᓯᒪᔪᑦ/ᐊᐱᕐᓱᕐᑕᕐ/ᐊᖑᓇᓱᒃᑐᒥᓃᑦ ᐊᑕᐅᓯᐊᕐᓗᐊᕐᑐᑎᒃ ᖃᐅᔨᓴᕐᓂᖏ.
** ᐊᔾᔨᒌᓕᕐᑎᓯᒪᔪᑦ ᐊᒻᕋᒍᑕᒫᑦ ᑭᐅᔪᑦ.

* Angunahuktin atiliukhimajut/apikhiktaunikut/anguhimajut talvani kaujihatatiplugin.
** Atjikilirhimajut ukiumun kiutjutaujut.

TABLE/ᓇᓗᓇᐃᔭᐅᑦ/NAUNAIKUTA 193

Recall period between harvest and interview, expressed as % of total harvest records — **All Years (June 1996 - May 2001)**

ᐅᑎᕐᕕᐅᔪᑦ ᐊᑯᕐᖓᓂ ᐊᖑᓇᓱᓐᓂᖓᑕ ᐊᒻᒪᓗ ᐊᐱᕐᓱᕐᑕᐅᓂᖓᑕ, ᓇᓗᓇᐃᕐᑕᑦ ᐃᒫᒃ % ᑲᑎᑦᑐᑦ ᐊᖑᓇᓱᒃᑕᑦ ᑎᑎᕐᕐᑕᐅᒪᔪ — **ᑕᒪᐃᓐᓄᑦ ᐊᒻᕋᒍᓄᑦ (ᔫᓂ 1996 - ᒪᐃ 2001)**

Angunahuktin apikhuktaujut, iluakhagaujutl % tamakiklugit angujauhimajut umajut — **Tamamik ukiuni (June 1996 - May 2001)**

Study Year/ᖃᐅᔨᓴᕐᕕᒃ ᐊᒻᕋᒍ/Ihivgiukimayut Ukiumi			1	2	3	4	5	Total ᑲᑎᑦᑐᑦ Tamakiklugin
			96/97	97/98	98/99	99/00	00/01	
Recall Period	**ᐅᑎᕐᕕᐅᔪᑦ**	**Pigiakvia**						
≤ 3 months	≤ 3 ᑕᕿᑦ	≤ tatkin pingahut	100	100	100	71	50	88
4-6 months	4-6 ᑕᕿᑦ	tatkin hitaman 6nut	0	0	0	15	34	7
> 6 months	> 6 ᑕᕿᑦ	> 6 tatkin	0	0	0	14	16	4

TABLE/ᓇᓗᓇᐃᔭᐅᑦ/NAUNAIKUTA 194

Number of hunters harvesting each species — **All Years (June 1996 - May 2001)**

ᖃᑦᓯᐅᓂᖏᑦ ᐊᖑᓇᓱᒃᑏᑦ ᐊᖑᓇᓱᒃᐸᑦᑐᑦ ᐊᑐᓂᒃ ᐆᒪᔪᕐᓂᒃ — **ᑕᒪᐃᓐᓄᑦ ᐊᒡᕐᒍᓄᑦ (ᔫᓂ 1996 - ᒪᐃ 2001)**

Angunahuktin angutivaktun umajunik — **Tamamik ukiuni (June 1996 - May 2001)**

Study Year/ᖃᐅᔨᓴᕐᕕᒃ ᐊᒡᕐᒍ/Ihivgiukimayut Ukiumi			1	2	3	4	5	Total ᑲᑎᑦᑐᑦ
			96/97	97/98	98/99	99/00	00/01	Tamakiklugin
Species	**ᐆᒪᔪᑦ**	**Umajuin**						
Caribou	ᑐᒃᑐᐃᑦ	Tuktut	45	50	52	42	42	82
Polar bear#	ᓇᓄᐃᑦ#	Nanuit#	n/d	n/d	n/d	n/d	n/d	n/d
Wolf	ᐊᒪᕈᐃᑦ	Amagut	3	1	4	7	5	17
Arctic fox	ᑎᓇᒐᓐᓂᐊᑦ	Tigiganiat	11	14	3	6	3	24
Coloured fox	ᖃᑯᓐᖏᑦᑐᑦ ᑎᓇᒐᓐᓂᐊᑦ	Kalaliit tigiganiat	12	3	2	5	3	18
Arctic hare	ᐅᑲᓖᑦ	Ukalik	7	28	17	22	16	47
Ringed seal	ᓇᑦᓯᑦ	Natiinat	62	64	70	62	46	89
Bearded seal	ᐅᒡᔪᐃᑦ	Ukyuk	19	17	20	18	15	42
Harp seal	ᖃᐃᕈᓖᑦ	Qairulik	16	9	13	8	9	34
Harbour seal	ᖃᓯᒋᐊᑦ	Qanigiaq		1	2	4	1	8
Hooded seal	ᐊᐸᐃᑦ	Nahakakaktutut ittut natiit		1	1	1		3
Walrus	ᐊᐃᓈᑦ	Akvik	3	2	3	1		6
Beluga	ᖃᑯᑦᑕᑦ ᕿᓚᓗᒐᑦ	Kilalugak	4	4	15	8	4	20
Snow goose	ᑲᖑᐃᑦ	Kanguq	16	5	5	11	1	30
Canada goose	ᓂᑦᓖᑦ ᐅᓗᐊᒍᓖᑦ	Nikliknik	47	37	26	40	19	72
Brant goose	ᓂᑦᓕᑦᓇᐃᑦ	Nirlirnaq					1	1
Old squaw	ᐊᒡᒋᐊᑦᔪᐃᑦ	Aahangik			2			2
Pintail	ᕐᓗᒻᒧᐊᔫᑦ	Arnaviaq	1					1
Eider duck	ᒥᑏᑦ	Kingalik	34	34	34	20	16	60
Common loon	ᑑᓪᓕᑦᔪᐊᑦ	Tuulik	1					1
Black guillemot	ᐱᑦᓯᐅᓛᑦ	Black guillemot	2	2	4	1		7
Thick-billed murre	ᐊᑦᐸᐃᑦ	Thick-billed murre	12	21	9	12	7	37
Ptarmigan	ᐊᕿᒡᒋᑦ	Akilgik	52	55	59	33	36	83
Eggs (unspecified)	ᒪᓐᓃᑦ	Manniit			2			2
Duck eggs	ᒥᑏᑦ ᒪᓐᓂᖏᑦ	Tinmiat manniit	1	6	5	1	1	11
Seagull eggs	ᓇᐅᔭᐃᑦ ᒪᓐᓂᖏᑦ	Nauyat manniit		4				4
Eider down	ᒥᑏᑦ ᕐᑯᓂᕈᖏᑦ	Mitiit qiviungit		1				1
Arctic char	ᐃᖃᓗᒃᐱᑦ	Ikaliviit	51	32	42	34	28	73
Inconnu	ᑲᕕᓯᓕᑦᐸᐃᑦ	Aanakhiik	1	1				2
Cod	ᐆᒐᐃᑦ	Ugak	15	10	15	13	14	42
Sculpin	ᑲᓇᔪᐃᑦ	Kanayuk	2	1	3	1		6
Clams	ᐊᒻᒧᒪᔪᑦ	Uviluq	25	20	27	27	11	51
Mussels	ᐅᕕᓗᐃᑦ	Uviluvaloet	1		4			4

‡‡ No data are available corresponding to the harvest numbers shown in the harvest estimates table which were provided by DSD.

‡‡ ᑎᑎᕋᓯᒪᔪᓂᒃ ᐱᑕᖃᖏᑦᑐᖅ ᐱᔾᔪᑎᓕᓐᓂᒃ ᐊᖑᔭᑦ ᖃᑦᓯᐅᓂᖏᓐᓄᑦ ᐊᓚᒃᑲᐅᒪᔪᓄᑦ ᐊᖑᔭᓄᑦ ᓇᓚᐅᑦᓴᕈᑎᓂ ᑐᓂᔭᖏᓐᓂ ᐃᑯᐱᕐᕕᓕᓇᕆᑦ.

‡‡ Nahagauhimaitut titigakhimajunik pitman kanuk angujaukatakhimajunik kanukitunit pijaumajut ikupiktulikijinik.

6.1.8

6.1.8 Community Results Discussion: Kimmirut

The survey frame:

An assessment of under-enumeration during the community visit revealed that there were approximately 52 hunters who were not registered in the Harvest Study. All of these were occasional hunters, 51 Inuit and one non-Inuit with assigned hunting rights. As discussed in Section 5.2.1 the effect of this under-enumeration would have led to a downward bias of the harvest estimates. Given that these unregistered hunters represent 31 percent of the total hunter population (Table 10) the effect of this bias on harvest estimates could be significant. However, the effect would be lessened by the fact that all unregistered hunters were thought to be occasional hunters. Harvest estimates for the unregistered hunters can be estimated using mean harvest quantities for each species by strata. These estimates, having their own sources of error and bias, are beyond the scope of this Final Report. Readers may apply to NWMB to obtain the results of these calculations.

Survey coverage and non-response bias:

Response rates were high in most years throughout the study in Kimmirut. Lower rates were encountered in the summer of 1997 (year 2) and rates dropped to below 60% in the final months of the study (year 5). As seen in Table 9 the consistent intentional non-response rate in Kimmirut was low at 1.8% and was not thought to be a potential source of non-response bias.

Response rates were felt to be high enough and non-response bias low enough during years 1 to 4 to ensure that n did in fact constitute a sufficiently representative sample of N hunters. Readers should exercise caution when using the data collected during the latter months of the study and from the summer of 1997 since the potential for both sampling error and non-response bias increases as response rates fall.

Measurement issues and response error:

It was reported during the community consultations that some harvests, such as eggs and eider down were under-reported. Further details are provided in the community feedback and other sources of data section below. Section 5.4 also contains a thorough discussion of this issue.

As seen in the recall period tables, years 1 to 3 had short recall periods with the majority of harvest records having been collected within three months of the harvest, minimizing measurement error due to recall failure. However, recall periods were much longer, over six months in some cases, during several months in years 4 and 5. Recall error in these instances is more likely.

Community feedback and other sources of data:

1. **Caribou:** Caribou harvesting consisted of barren-ground caribou.
2. **Polar bear:** Numbers displayed are not estimates but confirmed harvest numbers supplied by DSD (DSD PB).
3. **Ringed seal:** Harvest estimates seem low in the last 2 years of the study since pelt prices have increased resulting in increased harvesting of ringed seals (C.F.).
4. **Bearded seal:** Harvest estimates seem too high. The community reports harvests are rarely higher than 20 per year (C.F.).
5. **Harp seal:** The harvest estimates seem high in some years as pelts nor meat were sought after. The community reports that harvests are rarely higher than 10 per year (C.F.).
6. **Harbour seal:** The year 5 harvest estimate seems low. During the community visit one hunter reported that he harvested 2 in year 5. Harvest estimates in other years seem accurate (C.F.).
7. **Walrus:** The community reports that harvest estimates seem low in years 2, 4 and 5. They migrate close to the community in March and some are taken every year (C.F.).
8. **Beluga:** Harvest estimates seem a little high in year 3 and a little low in year 5 but overall they are in the right range. However, members of the public commented that the year 3 estimate was likely accurate (C.F.). Prior to 1999 the quota had been 35 beluga per year after which time Kimmirut joined a three year trial community-based management system and no longer was given a set quota. DFO reports the following harvest numbers for beluga (note that DFO data are based on fiscal years, whereas Harvest Study data are based on harvest years that run from June to May) (DFO N/B):

96/97	97/98	98/99	99/00	00/01
8	4	20	19	27

9. **Eggs:** Most of the harvest estimates for eggs seem too low. Many hunters were not reporting their egg harvests. Unidentified eggs may have been goose eggs; goose eggs were not reported, but Canada goose eggs are harvested by Kimmirut hunters (C.F.).
10. **Eider down:** Harvest estimates seem much too low. Down is harvested when collecting eggs; therefore there should be some down harvest every year. Many hunters reported that they were not aware they were to report their eider down harvest (C.F.).
11. **Arctic char:** Harvest estimates seem to be in the right range. However, it is suspected that estimates may be low in the last few years due to declining interest in the study (C.F.).
12. **Mussels:** Mussels were harvested each year; hunters did not always count their catch and often did not report them to the Fieldworker (C.F.).

6.1.8 ᓄᓇᓕᖕᓂ ᓴᖅᑭᑕᐅᔪᓂᒃ ᐅᖃᖃᑎᒌᕈᑎᑦ: ᑭᒻᒥᕈᑦ

ᖃᐅᔨᓴᓂᐅᑉ ᐋᖅᑭᐅᒪᓂᖓ:

ᕿᒥᕐᕈᔭᐅᑎᓪᓗᒋᑦ ᐊᑎᓕᐅᓇᖏᓗᐊᖅᐸᓂᐅᔪᑦ ᓄᓇᓕᑦ ᐳᓚᕋᖅᑕᐅᑎᓪᓗᒋᑦ ᑕᐊᑎᑦᓯᓚᐅᖅᑐᑦ ᑕᒫᓂ 52ᖓᔪᑦ ᐊᖑᓇᓱᒃᑎᑦ ᐊᑎᖃᖃᑕᐅᓚᐅᖏᓐᓂᖏᓐᓂᒃ ᖃᐅᔨᓴᓂᐅᔪᒧᑦ. ᑕᒪᕐᒥᓚᒫᖅ ᖃᑯᑎᒃᑯᑦ ᐊᖑᓂᐊᖅᑎᐅᓚᐅᖅᑐᑦ, 51%ᖓᓪᓗᑎᒃ ᐃᓄᐃᑦ ᐊᒻᒪᓗ ᐊᑕᐅᓯᐅᓪᓗᓂ ᐃᓅᖏᑦᑐᖅ ᐱᔪᓐᓇᐅᒻᒥᒃ ᑐᓂᔭᐅᓯᒪᔪᖅ. ᐅᖃᐅᓯᐅᒻᒪᑕ ᓈᓴᐅᑎᒥ 5.2.1 ᑕᒪᑐᒪ ᐊᑎᓕᐅᓇᖏᓗᐊᕈᑎᐅᑉ ᐱᒍᑕᐅᓂᖓ ᐊᑦᑎᑑᓪᓕᑎᑦᓯᒪᒐᔭᖅᑐᐃᑦ ᐆᒪᔪᖅᑕᐅᑯᑦᑐᑦ ᖃᑦᓯᐅᑯᓂᖏᓐᓂᒃ. ᐃᓱᒪᒋᓪᓗᒋᑦ ᑕᒪᑯᐊ ᐊᑎᖃᖃᑕᐅᖏᑦᑐᑦ 31%ᖓᒻᒪᑕ ᐊᖑᓇᓱᑦᑎᐅᔪᓚᒫᓂ (ᓇᓕᖅᑲᖅ 10) ᐊᑦᑐᐃᓂᓇᒍᖕᑕᖏᑦ ᐆᒪᔪᖅᑕᐅᑯᑦᑐᓄᑦ ᒥᑦᓴᐅᑕᐅᓯᒪᔪᓂᒃ ᐊᒃᓱᑲᓪᓚᐅᔪᖕᑕᖅᑐᖅ. ᑭᓯᐊᓂ, ᐊᑦᑐᐃᓗᐊᖕᖃᕋᔭᖏᑦᑐᖅ ᑕᒪᒃᑯᐊ ᐊᑎᖃᖃᑕᐅᖏᑦᑐᓕᒫᑦ ᖃᑯᑎᒃᑯᐃᖕᖅ ᐊᖑᓇᓱᑦᑐᓇᔭᐅᑯᓚᐅᔭᖏᖕᓄᑦ. ᐆᒪᔪᖅᑕᐅᑯᑦᑐᑦ ᐊᑎᖃᖃᑕᐅᖏᑦᑐᓄᑦ ᒥᑦᓴᐅᓯᖅᑕᐅᔪᖕᑕᖅᑐᑦ ᐊᑐᓪᓗᒋᑦ ᐆᒪᔪᖅᑕᐅᓚᒍᔪᒃᑐᐃᑦ ᖃᑦᑎᐅᑯᖏᑦ ᐊᑐᓂᑦ ᓂᕐᔪᑎᓄᑦ ᐊᒍᖅᑕᐅᓯᒪᓂᖏᑎᒍᑦ. ᑕᒪᒃᑯᐊ ᒥᑦᓴᐅᓯᖅᓯᒪᔪᑦ, ᐃᒻᒥᒍᑦ ᑕᒻᒪᖅᓯᒪᐅᖅᑐᖃᖅᑐᑎᒃ ᐃᓚᓕᐅᓇᖏᓗᐊᕐᓂᖃᖅᑐᑎᓪᓗ, ᐅᖓᑕᐅᔾᔨᓗᐊᕐᒪᑕ ᐅᑯᓄᖓ ᑭᖑᓪᓕᔫᖅᓯᐅᑎᐅᔪᓄᑦ. ᐅᖃᓕᒫᖅᑐᑦ ᑐᑦᓯᕿᖕᓇᖅᑐᑦ ᐆᒪᔪᓕᓇᔨᔪᐊᒃᑯᖕᓂᑦ ᐱᔪᒪᖕᓂᑭᑎᒃ ᓴᖅᑭᑕᐅᓯᒪᔪᓂᒃ ᓈᓴᐅᑎᓂᒃ.

ᖃᐅᔨᓴᖅᑕᐅᔪᑦ ᐊᒻᒪ ᐃᓚᓕᐅᓇᔭᐅᕐᖏᑦᑐᑦ ᑭᐅᓐᖏᑦᑐᑦ:

ᑭᐅᕐᑎᒋᓂᖏᑦ ᐅᓄᖅᑑᕐᓚᐅᖅᑐᑦ ᐅᑭᐅᑦ ᐃᓚᖏᖕᓂ ᖃᐅᔨᓴᓂᖃᖅᑎᓪᓗᒍ ᑭᒻᒥᕈᒻᒥ. ᖃᑦᑏᓐᓇᐅᓂᖅᓴᐅᓚᐅᖅᓯᒪᔪᑦ ᐊᐅᔭᐅᑎᓪᓗᒍ 1997ᒥ (ᐅᑭᐅᖓᖕᓂ 2) ᐊᒻᒪᓗ ᑲᑕᒃᑲᖕᓂᖅᑐᑎᒃ 60% ᐊᑖᓗᑦ ᑕᖅᑭᑦ ᑭᖑᓪᓕᖅᐸᖏᖕᓂ ᖃᐅᔨᓴᓂᐅᔪᒧᑦ (ᐅᑭᐅᖓᖕᓂ 5). ᑕᐊᑎᑦᓯᒪᑕ ᓇᓕᖅᑲᒥ 9 ᐱᔭᕇᓪᓗᑎᒃ ᑭᐅᑦᑕᐃᓕᓴᐃᓇᐸᑦᑐᑦ ᑭᒻᒥᕈᒻᒥ ᐊᑦᑎᑦᑑᓚᐅᖅᑐᑦ 1.8%ᒥᑦᑐᑎᒃ ᐊᒻᒪᓗ ᐃᓱᒪᒋᔭᐅᓚᐅᖕᖏᑦᑐᖅ ᐱᒍᑕᐅᑐᐃᓇᓇᐊᖃᖕᖓᓂᒃ ᑭᐅᑦᖕᖏᑦᑐᓂᒃ ᐃᓚᓕᐅᓇᖏᓗᐊᖕᓂᕐᒧᑦ.

ᑭᐅᑦᑎᒋᓂᖏᑦ ᐊᒥᓱᑦᑎᐊᕋᓱᒋᔭᐅᓚᐅᖅᑐᑦ ᐊᒻᒪᓗ ᑭᐅᑦᖕᖏᑦᑐᑦ ᐅᓄᓗᐊᕋᑎᒃ ᐅᑭᐅᖏᖕᓂ 1ᒥᑦ 4ᒧᑦ ᑖᒃᑯᐊ ᐊᐱᖅᓱᖅᑕᐅᑦᑐᑦ ᖃᑦᑎᐅᓂᖏᑦ ᒥᑦᓴᐅᓯᒪᑦᑎᐊᕐᓂᖏᓐᓂᒃ ᐊᖑᓇᓱᑦᑎᓂᒃ ᐊᑎᖃᖃᑕᐅᔪᓂᒃ. ᐅᖃᓕᒫᖅᐸᑦᑐᑦ ᐅᔾᔨᖅᑐᒥᐊᖃᖅᑐᑦ ᐊᑐᕐᓂᐊᕈᓂᒡᔪᒃ ᐊᓪᓚᑕᐅᓯᒪᔪᐃᑦ ᓄᐊᑕᐅᓯᒪᔪᑦ ᑕᖅᑭᑦ ᑭᖑᓪᓕᖅᐸᖏᖕᓂ ᖃᐅᔨᓴᓂᖃᖅᑎᓪᓗᒍ ᐊᒻᒪᓗ ᐊᐅᔭᖓᖕᓂᑦ 1997ᖓᑎᓪᓗᒍ ᓄᐊᑕᐅᓯᒪᔪᑦ ᑕᒻᒪᖅᓯᒪᐅᖅᑐᑦ ᐊᒻᒪᓗ ᑭᐅᑦᖕᖏᑦᑐᓂᒃ ᐃᓚᓕᐅᓇᖏᓗᐊᕐᓂᑦ ᐱᑭᓪᓕᐊᓲᖓᒻᒪᑕ ᑭᐅᑦᑎᒋᓂᖏᑦ ᑲᑕᔾᔪᒻᒥᔭᕋᖓᑕ.

ᓱᖅᑯᐃᖅᓯᔾᔪᑎᓄᓕᖓᔪᑦ ᐊᒻᒪ ᑭᐅᔾᔪᑎᑦ ᑕᒻᒪᖅᓯᒪᐅᖅᑐᑦ:

ᐅᖃᐅᓯᐅᓚᐅᖅᑐᖅ ᓄᓇᓕᑦ ᐅᖃᖃᑎᒋᔭᐅᑎᓪᓗᒋᑦ ᐃᓚᖏᑦ ᐱᔭᐅᑭᑦᑐᑦ, ᓲᕐᓗ ᒪᓂᑦ ᐊᒻᒪᓗ ᒥᑎᑦ ᖁᓂᕈᖏᑦ ᐅᖃᐅᓯᐅᖏᓗᐊᖅᓯᒪᓂᖏᓐᓂᒃ. ᓇᓗᓇᐃᔭᒃᑲᓂᕈᑎᑦ ᐱᖃᓯᐅᑎᓯᒪᔪᑦ ᓄᓇᓕᑦ ᑭᐅᔾᔪᑎᖏᓐᓂ ᐊᒻᒪᓗ ᐊᓯᖏᓐᓂᒃ ᐊᓪᓚᑕᐅᓯᒪᔪᓂᒃ ᐊᑎᑦᑎᓐᓂ. ᓈᓴᐅᑎᒦᑦᑐᖅ 5.4ᒥ ᐃᓗᓕᖃᒥᔪᑦ ᐅᖃᐅᓯᐅᕈᓗᔭᖅᓯᒪᔪᓂᒃ ᑕᒪᓇ ᐱᓪᓗᒍ.

ᑕᐃᒫᒃ ᑕᑯᑎᑦᓯᒪᑕ ᓇᓕᖅᑲᓂᑦᑐᑦ ᐊᑯᑦᑐᓂᖏᑕ ᐃᖅᑲᐅᒪᔭᕆᐊᖃᖅᐸᑦᑕᖏᑕ, ᐅᑭᐅᑦ 1ᒥᑦ 3ᒧᑦ ᐊᑯᑦᑐᓗᐊᖅᐸᓚᐅᖏᑦᑐᑦ ᐃᖅᑲᖅᓴᐊᓕᑦ ᐅᓐᓂᖅᓴᐃᑦ ᐆᒪᔪᖅᑕᐅᑦᑐᒥᓂᑦ ᓄᐊᑕᐅᑦᓚᐅᖅᑐᑎᒃ ᑕᖅᑭᑦ ᐱᖓᓱᑦ ᑐᖓᒍᑦ ᐆᒪᔪᓚᐅᖅᑎᓪᓗᒋᑦ, ᐳᐃᒍᔭᐃᖅᑯᑕᐅᓂᖅᓴᐅᓪᓗᓂ ᐃᖅᑲᐅᒪᓯᐊᕈᓐᓇᓂᕐᒧᑦ. ᑭᓯᐊᓂ, ᐊᑯᑦᑐᓂᖅᓴᐅᑭᓚᐅᕐᒥᔪᑦ ᐃᖅᑲᖅᓴᓇᐊᓕᑦ ᐃᓛᓂᒃᑯᑦ ᑕᖅᑭᑦ ᐊᕐᕕᓂᑦ ᐅᖓᑖᓐᖓᓕᖅᑎᓪᓗᒋᑦ, ᑕᖅᑭᒐᓴᐅᔪᓂ ᐅᑭᐅᖓᖕᓂ 4 ᐊᒻᒪ 5. ᐃᖅᑲᖅᓴᓇᐊᓕᑦ ᑕᒻᒪᖅᓯᒪᐅᖅᑐᑦ ᑖᒃᑯᓇᓂ ᓴᖅᑮᓇᐅᓯᒪᔾᔪᑦ.

ᓄᓇᓕᒻᒥ ᑭᐅᔾᔪᑎᑦ ᐊᒻᒪᓗ ᐊᓯᖏᑦ ᐊᓪᓚᑕᐅᓯᒪᔪᑦ:

1 **ᑐᒃᑐᐃᑦ:** ᑐᒃᑐᐃᑦ ᓇᓗᖅᑐᖕᖏᑦᑐᒥᐅᑕᑦ

2 **ᓇᓄᐃᑦ:** ᓈᓴᐅᑎᑦ ᑕᑯᔭᒃᓴᐅᔪᑦ ᒥᑦᓴᐅᓯᕈᑎᑐᐃᓐᓇᐅᖏᑦᑐᑦ ᑭᓯᐊᓂ ᓈᓴᖅᑕᐅᓯᒪᓪᓚᑦᑖᖅᑐᑦ ᓄᓇᕗᑦ ᒐᕙᒪᒃᑯᑦ ᐃᑯᐱᕝᕕᓕᓇᔨᒃᑯᖕᖏᓐᓄᑦ (DSD PB).

3 **ᓇᑦᓯᑦ:** ᐱᔭᐅᕙᑦᑐᑦ ᖃᑦᑎᐅᓂᖏᑦ ᐊᑦᑎᓗᐊᖅᑑᔭᖅᑐᑦ ᐅᑭᐅᒃ ᒪᕐᕈᒃ ᑭᖑᓪᓕᖅᐸᖏᖕᓂ ᖃᐅᔨᓴᓂᐅᑉ ᕿᓯᕋᔭᐃᑦ ᐊᑭᑦᑐᒥᐊᖅᓯᒪᓕᓕᐅᑦᒪᑕ ᐱᔭᐅᓂᖅᓴᐅᕙᓪᓕᖅᑐᑎᒃ ᓇᓯᓯ (C.F.).

4 **ᐅᔾᔪᒃ:** ᐊᖑᔭᐅᔪᓄᑦ ᐃᖃᕐᓴᕈᑎᑦ ᖁᓪᕙᓯᓗᐊᖑᔨᔪᑦ. ᓄᓇᓕᑦ ᐅᓂᒃᑳᖅᓯᒪᔪᑦ ᐊᖑᔭᐅᔪᑦ ᖁᑎᖕᓂᖅᓴᐅᓗᐊᖅᐸᖏᒻᒪᑕ 20ᓂ ᐊᕐᕋᒍᒧᑦ. (C.F.).

5 **ᖃᐃᕈᓕᑦ:** ᖃᐃᕈᓕᒃᑕᒥᓂᑦ ᖁᑦᑎᓗᐊᖅᑑᔭᖅᑐᑦ ᐅᑭᐅᑦ ᐃᓚᖏᖕᓂ ᕿᓯᖏᑦ ᓂᕿᖏᓪᓗ ᐱᔭᐅᓇᓱᓪᓗᐊᓚᐅᖏᒻᒪᑕ. ᓄᓇᓕᑦ ᐅᖃᖅᓯᒪᔪᑦ ᖃᐃᕈᓕᒃᑕᐅᓚᐅᖅᑐᐃᑦ ᖁᓕ ᐅᖓᑖᓐᓄᓗᐊᖅᐸᖏᖕᓂᖏᖕᓂᒃ (C.F.).

6 **ᖃᓯᒋᐊᑦ:** ᐅᑭᐅᖓᖕᓂ 5 ᖃᓯᒋᐊᖅᑕᒥᓂᑦ ᐊᑦᑎᓗᐊᖅᑑᔭᖅᑐᑦ. ᓄᓇᓕᑦ ᐳᓚᕋᖅᑕᐅᑎᓪᓗᒋᑦ ᐊᖑᓇᓱᑦᑎᑦ ᐃᓚᖏᒻᑦ ᐅᖃᓚᐅᖅᑐᖅ ᒪᕐᕉᖕᓂᒃ ᖃᓯᒋᐊᓚᐅᖅᑐᒥᓂᐅᓂᖏᓂᒃ ᐅᑭᐅᖓᖕᓂ 5. ᖃᓯᒋᐊᖅᑕᐅᓚᐅᖅᑐᑦ ᖃᑦᑎᐅᓂᖏᑦ ᐊᕐᕌᒍᐃᑦ ᐊᓯᖏᖕᓂ ᓇᓚᐅᑦᓯᑦᑎᐊᖅᑑᔭᖅᑐᑦ (C.F.).

7 **ᐊᐃᕕᑦ:** ᓄᓇᓕᑦ ᐅᖃᖅᓯᒪᔪᑦ ᐊᐃᓐᓂᑦᑕᐅᓚᐅᖅᑐᒥᓂᑦ ᐅᑭᐅᖓᖕᓂ 2, 4 ᐊᒻᒪ 5 ᖃᑦᑎᓐᓇᐅᓗᐊᖅᑑᔭᖅᓂᖏᖕᓂᒃ. ᓄᓇᓕᐅᑉ ᖃᓂᒋᓂᖅᓴᖓᓄᑦ ᐊᐃᓲᖓᒻᒪᑕ ᒫᑦᓯᐅᓕᕐᖓᑦ ᐊᒻᒪᓗ ᐱᔭᐅᑦᓴᐃᓐᓇᐸᑦᑐᑎᒃ ᐊᕐᕌᒍᑕᒫᑦ (C.F.).

8 **ᕿᓚᓗᓴᐃᑦ:** ᕿᓚᓗᓴᖅᑕᐅᔪᒥᓂᑦ ᐅᓄᓗᐊᖑᓛᔭᖅᑐᑦ ᐅᑭᐅᒥ 3 ᐊᒻᒪᓗᑦᑕᐅᖅ ᐅᑭᐅᖓᖕᓂ 5 ᑭᓯᐊᓂᓗ ᑕᒪᕐᒥᐸᓗᑦ ᒥᑦᓴᐅᓯᒪᑦᑎᐊᖅᑑᔭᔪᑦ. ᑭᓯᐊᓂ, ᐃᓄᖁᑎᒋᔭᐅᔪᐃᑦ ᐃᓚᖏᑦ ᐅᖃᖅᐸᓚᐅᕐᒥᔪᑦ ᐅᑭᐅᖓᖕᓂ 3 ᖃᑦᑎᐅᓯᒪᓂᖏᑦ ᓇᓚᐅᑦᓱᓱᐊᖅᐸᓪᓚᐃᓂᖏᖕᓂᒃ (C.F.). 1999 ᓯᕗᓂᐊᓂ ᑰᑕᖃᓚᐅᖅᓯᒪᔫᓗᐊᖅ 35ᓂᒃ ᕿᓚᓗᓴᖅᓴᓂᒃ ᐊᕐᕌᒍᑕᒫᑦ ᑕᐃᑦᓯᒪᓂ ᑭᒻᒥᕈᑦ ᐃᓚᐅᑎᒋᐊᓕᒻᒪᑕ ᐅᑭᐅᓄᑦ ᐱᖓᓱᓄᑦ ᐆᑦᑐᕋᐅᑎᐅᓂᐊᖅᑐᒥᒃ ᕿᓚᓗᓴᓕᓇᓂᕐᒥᒃ ᓄᓇᓕᑦ ᐊᐅᓚᑦᓯᒋᐊᓚᖅᑐᑎᒃ ᑰᑕᖃᓇᐊᑐᒍᓐᓂᓚᐅᖅᓯᒪᔪᖅ. ᐃᒪᕐᒥᐅᑕᓕᓇᔨᒃᑯᖕᓄᑦ ᐅᑯᐊ ᑎᑎᖅᑕᐅᓯᒪᔪᑦ ᓈᓴᐅᑎᑦ ᕿᓚᓗᓴᖅᑕᐅᑦᑐᓂᒃ (ᖃᐅᔨᒪᒋᑦ ᐃᒪᕐᒥᐅᑕᓕᓇᔨᒃᑯᑦ ᓈᓴᐅᑎᖕᑦ ᒪᓕᒻᒪᑕ ᑮᓇᐅᔭᖅᑑᑎᒋᑦᑕᒥᑕ ᐅᑭᐅᖓᖕᓂᒃ, ᐆᒪᔪᖅᑕᐅᑦᑐᓂᓪᓕ ᐊᓪᓚᓯᒪᔪᖕᖏᑦ ᒪᓕᖓᕐᒪᑕ ᐱᒋᐊᕐᕕᖅᑐᑎᒃ ᔪᓂᒥᑦ ᒪᐃᒧᑦ) (DFO N/B):

96/97	97/98	98/99	99/00	00/01
8	4	20	19	27

9 **ᒪᓂᑦ:** ᑕᒪᕐᒥᒐᔭᒃ ᒪᓂᑦᑕᐅᔪᒥᓂᑦ ᖃᑦᑎᐅᓂᖏᑦ ᐊᑦᑎᓗᐊᖅᑑᔭᖅᑐᑦ. ᐅᓄᖅᑐᑦ ᐊᖑᓇᓱᐊᖅᑎᑦ ᐅᖃᐅᓯᖃᖅᐸᓚᐅᖏᒻᒪᑕ ᒪᓂᑦᑕᖅᑕᒥᓂᕐᒥᓂᒃ. ᒪᓂᑦ ᓇᓗᓇᐃᔭᖅᑕᐅᓯᒪᕐᒥᑦᑐᑦ ᑲᖑᓱᓄᑦ ᒪᓂᐅᑦᑐᑦᓴᐅᓂᖅᑐᑎᒃ; ᑲᖑᐃᑦ ᒪᓂᖏᑦ ᐅᖃᐅᓯᐅᓚᐅᕐᓂᖏᑦᑐᑦ, ᑭᓯᐊᓂᑦᑕᐅᖅ ᑭᒻᒥᕈᒻᒥᐅᑦ ᒪᓂᑦᑕᓲᖑᒻᒥᔪᑦ ᓂᕐᓕᑦ ᒪᓂᖏᓐᓂᒃ (C.F.).

10 **ᖁᓂᕈᐃᑦ:** ᐱᔭᐅᑦᑐᑦ ᖃᑦᑎᐅᓂᖏᑦ ᐊᑦᑎᓗᐊᖅᑑᔭᖅᑐᑦ. ᖁᓂᕈᐃᑦ ᐱᔭᐅᖏᓐᓇᓲᖑᔪᑦ ᒪᓂᑦᑕᖅᑐᓄᑦ; ᑕᐃᒪᐃᒻᒪᑦ ᐊᕐᕌᒍᑕᒫᑦ ᖁᓂᕈᖅᑕᖅᑐᖅᓲᖑᔪᖅ. ᐅᓄᖅᑐᑦ ᐊᖑᓇᓱᒃᑎᑦ ᐅᖃᐅᓯᖃᖅᐸᓚᐅᖅᑐᑦ ᑐᓴᐅᒪᓂᖏᓐᓇᒥᒍᖅ ᐅᖃᐅᓯᖃᖅᑐᑦᓴᐅᓂᕐᒥᓂᒃ ᖁᓂᕈᖅᑕᑕᒥᓂᕐᒥᓂᒃ ᒥᑎᕐᒧᑦ (C.F.).

11 **ᐃᖃᓗᐃᑦ:** ᐱᔭᐅᑦᑐᑦ ᖃᑦᑎᐅᓂᖏᑦ ᓇᓛᓕᑦᑑᔭᖅᑐᑦ. ᑭᓯᐊᓂ, ᑲᖏᒋᔭᐅᔪᖅ ᖃᑦᑎᐅᓂᖏᑦ ᒥᑦᓴᐅᑕᐅᓯᒪᔪᑦ ᐊᑦᑎᓗᐊᖅᐸᓪᓚᐃᓯᒪᓂᖏᖕᓂᒃ ᐅᑭᐅᑦ ᑭᖑᓪᓕᖅᐸᖏᖕᓂ ᐃᓚᐅᔪᒪᒍᓐᓂᖅᐸᓪᓚᐊᓂᖏᖕᓄᑦ ᖃᐅᔨᓴᖅᑕᐅᓂᖏᖕᓄᑦ.

12 **ᐅᕕᓗᐃᑦ:** ᐅᕕᓗᐃᑦ ᐱᔭᐅᑦᓚᐅᖅᑐᑦ ᐊᕐᕌᒍᑕᒫᑦ; ᐊᖑᓇᓱᒃᑎᑦ ᓈᓴᐃᑦᓴᐃᓐᓇᖅᐸᓚᐅᖏᑦᑐᑦ ᐅᕕᒃᑕᖅᑕᒥᓂᕐᒥᓂᒃ ᐊᒻᒪᓗ ᐅᖃᐅᓯᓇᑦᓴᐃᓐᓇᖅᐸᖏᑦᑐᒥᑦ ᐳᓚᕋᖅᑎᒧᑦ (C.F.).

6.1.8 Nunani Iniktikhimayut Ukauhiit: Kimmirut

Ihivgiugutit atugutait:
Ihivgiufaakhimayuni ataani naunaiyakhimayut nunanut pulaakhimatitluni takuhimayuk 52nik umayukhiuktinik titigakhimaitut Umayukhiukhimayut Ihivgiukhimayuni. Tamamik tahapkoa ilaani umayukhiukataktut, 51kuyut Inuit ovalo atauhik inuinaungituk tuniyauhimayuk umayukhiutinik inminiigutainik. Ukakhimayuk ilangani 5.2.1 ikpinagutait hamna ataani naunaiyakhimayut pihimayut ataanut ihumagiyaini umayukhiukhimayut naunaiyautaini. Pihimamat hapkoa titigakhimaitut umayukhiuktit pihimamat 31%nik tamaat umayukhiuktunut (ikpatauyak 10) ikpinagutait hamna ihumaiyait umayukhiukhimayut naunaiyautaini angiyut. Kihimi ikpinagutait mikhilaat nalungitut tamamik titigakhimaitut umayukhiuktit ihumagiyauyut ilaani umayukhiukpaktut. Umayukhiukhimayut naunaiyautait titigakhimaitut umayukhiuktit naunaiyakhimayut atukhutik anginikhaani umayukhiukhimayut amigaitjutait tamamik umayut aviktukhimalutik. Hapkoa naunaiyautit pihimayut inminik ihumagiyainik ovalo ihuinaagutainik avataaniitut pihimayunit hamna iniktikhimayuk tuhaktakhak. Taiguaktut apigilaaktut NWMBkunut piyumagumik iniktigutainik hapkoa naunaiyautit.

Ihivgiukhimayut pihimayut ovalo kiuyuitut ihumagiyait:
Kiuhimayut naunaiyautait angiyut tamami ukiuni tamaat ihiuktitlugit Kimmirutmi. Mikitkiyaut naunaiyautit pihimayut auyami 1997mi (ukiumi 2) ovalo naunaiyautait katakhimayut ataanut 60%nut iniktigutaani tatkikhiutimi ihivgiuhimatitlugit (ukiumi 5). Takulaaktut ikpatauyami 9mi pikatainaktut kiuyuituni naunaiyautait Kimmirutmi mikiyut 1.8%mik ovalo ihumagiyaungituk pilaaktuni pihimayaini kiuyuitut ihumagiyain.

Kiuhimayut naunaiyautait ihumagiyauyut angiyut ovalo kiuyuitut ihumagiyait mikiyut ukiuni 1mit 4mut piyaami nni pivaktut nakuuyumik ilaukatigiyaami uktukhimayut Nni umayukhiuktini. Taiguaktut ihimagiyakhait atugumik katitikhimayut katitiguait kinguani tatkikhiutini ihivgiuktitlugit ovalo auyami 1997mi pilaamata tamamik ihuinaakhimayut ovalo kiuyuitut ihumagiyait angiklilaamata kiuhimayuni naunaiyaitait katakpata.

Atugutingit ihumagiyait ovalo kiuhimayut ihuinaagutait:
Tuhaktitihimayuk nunani ukakatihimaplugit ilangit umayukhiukhimayut, ilaa, maniit ovalo tingmiat kiviungit ataanut tuhaktitihimayut. Titigakhimayut tunihimayut nunani kiutjutaini ovalo aalat pihimayut katitikhimayuni ilangani hamani. Ilangani 5.4 pihimayut ukauhiinik hamna ihumagiyauyut.

Takuhimayut utiktihimayuni ubluit ikpatauyani, ukiuni 1mit 3mut naitunik utiktikakhimayut ubluit amigaitut umayukhiukhimayut titigagutait katitikhimayut iluani pingahut tatkikhiutini umayukhiukhimayuni, mikhinaakhimayait atugutit ihuinaagutait pihimakpata utiktigutit pingitpata. Kihimi, utiktiguti ubluit angitkiyait ovataanut siksit tatkikhiutini ilaani, amigaivyaktuni tatkikhiutini ukiuni 4mi ovalo 5mi. Utiktihimayut ihuinaagutait hamani pihimayut piyunakhimayut.

Nunanit ukakhimayut ovalo aalat pihimayaini katitikhimayuni:

1. **Tuktuit:** Tuktut umayukhiukhimayut nunani tuktuit.
2. **Nanuit:** Amigaitjutait takuvaktut naunaiyakhimaitut kihimi pihimayut umayukhiukhimayut amigaitjutait tunihimayut DSDkunit (DSD PB).
3. **Natiit:** Umayukhiukhimayut naunaiyautait mikiyut kinguani malguk ukiuni ihivgiukhimayuni, amiit akiit angilihimamata amigailikhimata umayukhiukpaktait ukuit (C.F.).
4. **Ukyuit:** Umayukhiukhimayut naunaiyautait angiyut. Nunanit tuhaktitivaktut umayuktauvaktut angitkiyaungitut 20nit ukiuk tamaat (C.F.)
5. **Qairulik:** Umayukhiukhimayut naunaiyautait angiyut ilangit ukiuni, amiit ovalo uyuit piyumayauvamata. Nunani tuhaktakhait umayukhiukhimayut angitkiyauyuituk kulinik ukiuni (C.F.).
6. **Qanigiaq:** Ukiuni 5mi umayukhiukhimayut naunaiyautait mikiyut. Nunani pulaaktakhimapluni atauhik umayukhiukti tuhaktitihimayuk umayukhiukhimayuk malgunik ukiumi 5mi. Umayukhiukhimayut naunaiyautait aipaini ukiuni naamaktut (C.F.).
7. **Akviit:** Nunani tuhaktakhaini umayukhiukhimayut naunaiyautait mikiyut ukiuni 2mi, 4mi ovalo 5mi. Nuutitivamata haniani nunami Marchmi ovalo ilangit pivaktut tamaat ukiuni (C.F.).

8 **Kilalugait:** Umayukhiukhimayut naunaiyautait angiyut ukiuni 3mi ovalo mikiyut ukiuni 5mi kihimi tamaat naamaktut. Kihimi Inuit ukakhimayut ukiuni 3mi naunaiyautait nakuuyut (C.F.). Pitinagu 1999mi kotat 35kuyut kilalugat ukiuk tamaat pihimamata Kimmirut ilauhimayuk pingahuni ukiuni uktukhimayunut nunani munagitjutit atugutaini ovalo kotakaguiktut. DFOkut tuhaktitihimayut hapkoa umayukhiukhimayut amigaitjutait kilaluganik (nalungilutit DFOkut katitikhimayut atukpaktut atugutaini ukiuginik, Umayukhiukhimayut Ihivgiugutait katitikhimayut atukpaktut umayukhiukhimayut ukiungit Junemit Maymut (DFO N/B):

96/97	97/98	98/99	99/00	00/01
8	4	20	19	27

9 **Maniit:** Amigaitut umayukhiukhimayut naunaiyautait katitigutaini maninik mikiyut. Amigaitut umayukhiuktit tuhaktitiyuitut maniit katitigutainik. Nalunaktut maniit nikliniit manigiyunakhiyait, nikliniit maniit tuhaktitihimaitut, kihimi uluaguliit maniit katitikhimavaktut Kimmirutmi umayukhiuktinit (C.F.).

10 **Tingmiat kiviut:** Umayukhiukhimayut naunaiyautait mikiyut. Kiviut katitilikpaktut katitiligaagata maniit; taimaimat pihimayukhat kiviunik katitigutainik ukiuk tamaat. Amigaitut umayukhiuktit tuhaktitihimayut naluyut tuhaktitiyaami tingmiat kiviut katitigutait (C.F.).

11 **Ikaliviit:** Umayukhiukhimayut naunaiyautait naamaktut. Kihimi, ihumayut naunaiyautait mikiyut kinguani ukiuni ihumagihuimata ihivgiuktitlugit (C.F.).

12 **Uviluvaluit:** Aomauyautit umayukhiukpaktait ukiuk tamaat; umayukhiuktit naunaiyakhimayuitait ilaani piyainik ovalo tuhaktitiyuitaitlu nunani havaktinut (C.F.).

TABLE/ᓇᓗᓇᐃᔭᐅᑦ/NAUNAIKUTA 195

Monthly harvest estimates
ᑕᕿᑕᒫᑦ ᐊᖑᔭᓄᑦ ᓇᓚᐅᑦᓵᕈᑏᑦ
Tatkiktamat nahaktauvaktun

Year 1 (June 1996 - May 1997)
ᐊᒻᕐᒍ 1 (ᔫᓂ 1996 - ᒪᐃ 1997)
Ukiunga 1 (June 1996 - May 1997)

Month/ᑕᕿᖓ/Tatkia			JUN ᔫᓂ	JUL ᔪᓚᐃ	AUG ᐊᐅᒻᒍᕐᑎ	SEP ᓱᑎᒻᐱᕆ	OCT ᐅᑦᑐᐱᕆ	NOV ᓄᕕᒻᐱᕆ	DEC ᑏᓯᒻᐱᕆ	JAN ᒣᓐᓄᐊᕆ	FEB ᕕᕝᕗᐊᕆ	MAR ᒫᕐᓯ	APR ᐃᑦᕆᓕ	MAY ᒪᐃ	Total ᑲᑎᑦᑐᒋᑦ Tamakiklugin ± 95% CI
Species	**ᐆᒪᔪᑦ**	**Umajuin**													
Caribou	ᑐᒃᑐᐃᑦ	Tuktut	113	100	250	496	6		54	143	248	223	128	79	1,840 ± 296
Polar bear‡	ᓇᓄᐃᑦ‡	Nanuit‡											13	2	15
Wolf	ᐊᒪᕈᐃᑦ	Amagut			3	4					2			1	10 ± 8
Arctic fox	ᑎᓇᒐᓐᓂᐊᑦ	Tigiganiat						5	8	10	6				29 ± 12
Coloured fox	ᖃᑯᓐᖏᑦᑐᑦ ᑎᓇᒐᓐᓂᐊᑦ	Kalaliit tigiganiat						6	6						12 ± 11
Arctic hare	ᐅᑲᓖᑦ	Ukalik			3	13			4	4	2	4			30 ± 15
Seals (unspecified)	ᓯᖅᑯᓖᑦ	Natiit	195												195 ± 381
Ringed seal	ᓇᑦᓱᑦ	Natiinat	1,784	595	362	700	617	588	233	287	509	524	677	822	7,698 ± 950
Bearded seal	ᐅᒻᔪᐃᑦ	Ukyuk	101	26	28	24	11	19	2		1	1			213 ± 149
Harp seal	ᖃᐃᕈᓖᑦ	Qairulik	329	281	66	298	246	70	19						1,309 ± 555
Walrus	ᐊᐃᕕᑦ	Akvik		8	7										15 ± 13
Narwhal	ᑑᒫᓖᑦ ᕿᓚᓗᒐᑦ	Tuugaak	24	15	17	8	4								68 ± 50
Beluga	ᖃᑯᑦᑕᑦ ᕿᓚᓗᒐᑦ	Kilalugak		34	16	4									54 ± 17
Canada goose	ᓂᑦᓖᑦ	Nikliknik	294			7								47	348 ± 187
Eider duck	ᒥᑏᑦ	Kingalik	438	229	136	637	613	638	61						2,752 ± 531
Thick-billed murre	ᐊᑦᐸᐃᑦ	Thick-billed murre					4								4 ± 6
Ptarmigan	ᐊᕿᒻᑏᑦ	Akilgik				2	6	196	564	365	381	89	5		1,608 ± 356
Eggs (unspecified)	ᐊᓯᖏᑕ ᑎᒻᒥᐊᑦ ᒪᓐᓂᖏᑦ	Manniit		276											276 ± 166
Duck eggs	ᒥᑏᑦ ᒪᓐᓂᖏᑦ	Tinmiat manniit	937	1,947											2,884 ± 1,054
Arctic char	ᐃᖃᓗᒃᐲᑦ	Ikaliviit	2,132	7,910	9,661	3,206	2,135	3,436	821	2,126	1,373	2,622	3,896	4,689	44,007 ± 5,823
Cod	ᐆᒪᐃᑦ	Ugak									306	106	81		493 ± 369
Sculpin	ᑲᓇᔪᐃᑦ	Kanayuk		2											2 ± 2
Turbot	ᖃᓕᕋᓖᑦ	Nataarnak									869	4,501	2,175	355	7,900 ± 2,022
Clams	ᐊᒻᒧᒪᔪᑦ	Uviluq		1,632	2,866	217									4,715 ± 3,803

‡ Polar bear data supplied by DSD.

‡ ᓇᓄᑦᓄᑦ ᑎᑎᕋᑦᑕᒪᔪᑦ ᑐᓂᔭᖏᑦ ᐅᑯᐊ ᐃᑯᐱᕐᕕᓕᕆᔨᑦ.

‡ Nanuin nahagaumajut pijauhimajut Ikupiktulikijinik.

TABLE/ᓇᓗᓇᐃᔭᐅᑦ/NAUNAIKUTA 196

Monthly hunter response — **Year 1 (June 1996 - May 1997)**

ᑕᕿᑕᒫᑦ ᐊᖑᓇᓱᒃᑏᑦ ᑭᐅᓂᖏᑦ — **ᐊᒻᕐᒍ 1 (ᔫᓂ 1996 - ᒪᐃ 1997)**

Tatkiktaman pijauhimajut angunahuktinun — **Ukiunga 1 (June 1996 - May 1997)**

Month/ᑕᕿᖓ/Tatkia			JUN ᔫᓂ	JUL ᔪᓚᐃ	AUG ᐊᐅᒻᒍᑎ	SEP ᓱᑎᒻᐱᓇ	OCT ᐅᑦᑐᐱᓇ	NOV ᓄᓇᒻᐱᓇ	DEC ᑏᓯᒻᐱᓇ	JAN ᒎᓐᓄᐊᓇ	FEB ᓈᕝᐅᐊᓇ	MAR ᒪᕿ	APR ᐃᕐᓇᓕ	MAY ᒪᐃ	Total ᑲᑎᑦᑐᑦ Tamakiklugin
Hunter Response Categories	ᐊᖑᓇᓱᒃᑏᑦ ᑭᐅᓂᖏᑦ ᐋᒻᒍᕐᓯᒪᓂᖏᑦ	**Angunahukpaktun Kiujait**													
Monthly hunter list	ᑕᕿᑕᒫᑦ ᐊᖑᓇᓱᒃᑏᑦ	Tatkitaman angunahuktut titigait	168	168	168	170	171	173	176	176	178	181	180	180	184*
Hunters interviewed	ᐊᖑᓇᓱᒃᑏᑦ ᐊᐱᕐᓱᕐᑕᑦ	Angunahuktin apikhuktan	20	118	69	42	106	35	141	136	146	161	167	158	178*
Harvested	ᐊᖑᓇᓱᒃᑐᒥᓃᑦ	Angujaujut	19	74	49	41	41	20	41	62	79	91	129	116	168*
Response Rate (%)	ᑭᐅᔪᑦ ᖃᕐᓯᐅᓂᖏᑦ (%)	Kiujut (%)	12	70	41	25	62	20	80	77	82	89	93	88	62**

* Hunters registered/interviewed/harvested at least once during the year.
** Mean monthly response rate.

* ᐊᖑᓇᓱᒃᑏᑦ ᐊᑎᓕᐅᕐᑕᐅᒪᔪᑦ/ᐊᐱᕐᓱᕐᑕᑦ/ᐊᖑᓇᓱᒃᑐᒥᓃᑦ ᐊᑕᐅᓯᐊᕐᓗᐊᕐᑐᑎᒃ ᐋᒻᕐᒍᒥ.
** ᐋᔭᕆᓕᕐᑎᓯᒪᔪᑦ ᑕᕿᑕᒫᑦ ᑭᐅᔪᑦ.

* Angunahuktin atiliukhimajut/apikhiktaunikut/anguhimajut talvani ukiumi.
** Talvani angunahuknami kiujutaumajut.

TABLE/ᓇᓗᓇᐃᔭᐅᑦ/NAUNAIKUTA 197

6.1.9

Recall period between harvest and interview, expressed as % of total harvest records — **Year 1 (June 1996 - May 1997)**

ᐅᑎᕐᕕᐅᔪᑦ ᐊᑯᕐᖓᓂ ᐊᖑᓇᓱᓐᓂᖓᑕ ᐊᒻᒪᓗ ᐊᐱᕐᓱᕐᑕᐅᓂᖓᑕ, ᓇᓗᓇᐃᕐᑕᑦ ᐃᒫᒃ % ᑲᑎᑦᑐᑦ ᐊᖑᓇᓱᒃᑕᑦ ᑎᑎᕐᕐᑕᐅᒪᔪᑦ — **ᐊᒻᕐᒍ 1 (ᔫᓂ 1996 - ᒪᐃ 1997)**

Itkaumajaujut angunahuktunun apihijauvaktunutlu, kanuk amigaitiginit tamakiklugin angujauhimajut — **Ukiunga 1 (June 1996 - May 1997)**

Month/ᑕᕿᖓ/Tatkia			JUN ᔫᓂ	JUL ᔪᓚᐃ	AUG ᐊᐅᒻᒍᑎ	SEP ᓱᑎᒻᐱᓇ	OCT ᐅᑦᑐᐱᓇ	NOV ᓄᓇᒻᐱᓇ	DEC ᑏᓯᒻᐱᓇ	JAN ᒎᓐᓄᐊᓇ	FEB ᓈᕝᐅᐊᓇ	MAR ᒪᕿ	APR ᐃᕐᓇᓕ	MAY ᒪᐃ	Total ᑲᑎᑦᑐᑦ Tamakiklugin
Recall Period	ᐅᑎᕐᕕᐅᔪᑦ	**Pigiakvia**													
≤ 3 months	≤ 3 ᑕᕿᑦ	≤ tatkin pingahut	100	99	98	98	96	100	100	100	100	100	100	100	99
4-6 months	4-6 ᑕᕿᑦ	tatkin hitaman 6nut	0	0	0	2	4	0	0	0	0	0	0	0	0
> 6 months	> 6 ᑕᕿᑦ	> 6 tatkin	0	1	2	0	0	0	0	0	0	0	0	0	0

TABLE/ᓇᓗᓇᐃᔭᐅᑦ/NAUNAIKUTA 198

Number of hunters harvesting each species — **Year 1 (June 1996 - May 1997)**

ᖃᑦᓯᐅᓂᖏᑦ ᐊᖑᓇᓱᒃᑏᑦ ᐊᖑᓇᓱᒃᐸᑦᑐᑦ ᐊᑐᓂᒃ ᐆᒪᔪᕐᓂᒃ — **ᐊᒻᕐᒧ 1 (ᔫᓂ 1996 - ᒪᐃ 1997)**

Amigaitiginigin angunahukpaktun anguvaktaitlu kanugitugiagin — **Ukiunga 1 (June 1996 - May 1997)**

Month/ᑕᕝᕙᖓ/Tatkia			JUN ᔫᓂ	JUL ᔪᓚᐃ	AUG ᐊᐅᒻᒍᑎ	SEP ᓱᑎᒻᐱᓇ	OCT ᐅᑦᑐᐱᓇ	NOV ᓄᓇᒻᐱᓇ	DEC ᑏᓯᒻᐱᓇ	JAN ᒣᓐᓄᐊᓇ	FEB ᓈᕝᕗᐊᓇ	MAR ᒫᔪ	APR ᐃᑦᓇᓕ	MAY ᒪᐃ	Total ᑲᑎᑦᑐᑦ Tamakiklugin
Species	**ᐆᒪᔪᑦ**	**Umajuin**													
Caribou	ᑐᒃᑐᐃᑦ	Tuktut	6	28	35	30	1		13	28	43	48	33	27	123
Polar bear#	ᓇᓄᐃᑦ#	Nanuit#	n/d	n/d	n/d	n/d	n/d	n/d	n/d	n/d	n/d	n/d	n/d	n/d	n/d
Wolf	ᐊᒪᕈᐃᑦ	Amagut			1	1					2			1	5
Arctic fox	ᑎᓇᒐᓐᓂᐊᑦ	Tigiganiat						1	4	5	2				9
Coloured fox	ᖃᑯᓐᖏᑦᑐᑦ ᑎᓇᒐᓐᓂᐊᑦ	Kalaliit tigiganiat						1	4						5
Arctic hare	ᐅᑲᓖᑦ	Ukalik			1	3			3	2	2	4			13
Seals (unspecified)	ᓯᖅᑯᓖᑦ	Natiit	1												1
Ringed seal	ᓇᑦᓱᑦ	Natiinat	18	64	44	41	40	17	22	35	62	65	97	96	153
Bearded seal	ᐅᒻᔪᐃᑦ	Ukyuk	7	12	9	6	6	2	1		1	1			36
Harp seal	ᖃᐃᕈᓖᑦ	Qairulik	4	18	10	15	16	7	5						55
Walrus	ᐊᐃᓈᑦ	Akvik		2	1										2
Narwhal	ᑑᒫᓖᑦ ᕿᓚᓗᒐᑦ	Tuugaak	1	8	6	2	2								15
Beluga	ᖃᑯᑦᑕᑦ ᕿᓚᓗᒐᑦ	Kilalugak		20	4	1									23
Canada goose	ᓂᕐᓖᑦ	Nikliknik	10			1								9	17
Eider duck	ᒥᑏᑦ	Kingalik	12	25	11	18	29	15	3						73
Thick-billed murre	ᐊᑉᐸᐃᑦ	Thick-billed murre					1								1
Ptarmigan	ᐊᕿᒻᒋᑦ	Akilgik				1	1	4	25	24	22	11	2		63
Eggs (unspecified)	ᐊᓯᖏᑦ ᑎᒻᒥᐊᑦ ᒪᓐᓂᖏᑦ	Manniit		5											5
Duck eggs	ᒥᑏᑦ ᒪᓐᓂᖏᑦ	Tinmiat manniit	6	20											26
Arctic char	ᐃᖃᓗᒃᐱᑦ	Ikaliviit	10	53	28	16	14	11	12	27	29	38	93	75	149
Cod	ᐆᒐᐃᑦ	Ugak									1	2	1		3
Sculpin	ᑲᓇᔪᐃᑦ	Kanayuk		1											1
Turbot	ᖃᓕᕋᓖᑦ	Nataarnak									3	8	6	1	12
Clams	ᐊᒻᒧᒪᔪᑦ	Uviluq		2	3	1									6

No data are available corresponding to the harvest numbers shown in the harvest estimates table which were provided by DSD.

ᑎᑎᕋᓯᒪᔪᓂᒃ ᐱᑕᖃᖏᑦᑐᖅ ᐱᔾᔪᑎᓕᓐᓂᒃ ᐊᖑᔭᑦ ᖃᑦᓯᐅᓂᖏᓐᓄᑦ ᐊᓚᒃᑲᐅᒪᔪᓄᑦ ᐊᖑᔭᓄᑦ ᓇᓚᐅᑦᓱᑎᓂ ᑐᓂᔭᖏᓐᓂ ᐃᑯᐱᕐᓕᓇᔫᑦ.

Nahagauhimaitut titigakhimajunik pitman kanuk angujaukatakhimajunik kanukitunit pijaumajut ikupiktulikijinik.

TABLE/ᓇᓗᓇᐃᔭᐅᑦ/NAUNAIKUTA 199

Monthly harvest estimates — **Year 2 (June 1997 - May 1998)**

ᑕᕿᑕᒫᑦ ᐊᖑᔭᓄᑦ ᓇᓚᐅᑦᓵᕈᑏᑦ — **ᐊᒻᕐᒍ 2 (ᔫᓂ 1997 - ᒪᐃ 1998)**

Tatkiktamat nahaktauvaktun — **Ukiunga 2 (June 1997 - May 1998)**

Month/ᑕᕿᖓ/Tatkia			JUN ᔫᓂ	JUL ᔪᓚᐃ	AUG ᐊᐅᒻᒍᑎ	SEP ᓱᑎᒻᐱᓇ	OCT ᐅᑦᑐᐱᓇ	NOV ᓄᓇᒻᐱᓇ	DEC ᑏᓯᒻᐱᓇ	JAN ᒨᓐᓄᐊᓇ	FEB ᓈᕝᕗᐊᓇ	MAR ᒪᕐᓯ	APR ᐃᑦᓇᓕ	MAY ᒪᐃ	Total ᑲᑎᑦᑐᒋᑦ Tamakiklugin ± 95% CI
Species	**ᐆᒪᔪᑦ**	**Umajuin**													
Caribou	ᑐᒃᑐᐃᑦ	Tuktut	105	102	232	154	157	18	67	152	206	274	154	212	1,833 ± 102
Polar bear‡	ᓇᓄᐃᑦ‡	Nanuit‡							**12**						
Wolf	ᐊᒪᕐᐃᑦ	Amagut	6								4	2	1		13 ± 5
Coloured fox	ᖃᑯᓐᖏᑦᑐᑦ ᑎᓇᒐᓐᓂᐊᑦ	Kalaliit tigiganiat							4						4 ± 5
Arctic hare	ᐅᑲᓖᑦ	Ukalik				1	2	10	26		3	1			43 ± 26
Ringed seal	ᓇᑦᓱᑦ	Natiinat	914	579	405	572	487	317	320	568	450	582	664	709	6,567 ± 411
Bearded seal	ᐅᒻᔪᐃᑦ	Ukyuk	7	11	7	15	17	8	7	1	2			3	78 ± 14
Harp seal	ᖃᐃᕐᓖᑦ	Qairulik	5	5	16	49	44	59	10						188 ± 33
Hooded seal	ᐊᐸᐃᑦ	Nahakakaktutut ittut natiit				16	29	69	49						163 ± 67
Walrus	ᐊᐃᓈᑦ	Akvik	5		6	13							1		25 ± 12
Narwhal	ᑑᒫᓖᑦ ᕿᓚᓗᒐᑦ	Tuugaak		4											4 ± 3
Beluga	ᖃᑯᑦᑕᑦ ᕿᓚᓗᒐᑦ	Kilalugak	3	26	12										41 ± 14
Canada goose	ᓂᑦᓖᑦ	Nikliknik	14	13	1									47	75 ± 19
Eider duck	ᒥᑏᑦ	Kingalik	446	337	55	245	419	85	11					9	1,607 ± 208
Ptarmigan	ᐊᕿᒻᒋᑦ	Akilgik			8	48	138	332	1,363	597	297	135	73	16	3,007 ± 472
Eggs (unspecified)	ᐊᓯᖕᒋᑕ ᑎᒻᒥᐊᑦ ᒪᓐᓂᖕᒋᑦ	Manniit		114											114 ± 97
Duck eggs	ᒥᑏᑦ ᒪᓐᓂᖕᒋᑦ	Tinmiat manniit	2,458	965											3,423 ± 656
Arctic char	ᐃᖃᓗᒃᐲᑦ	Ikaliviit	1,950	5,188	3,685	775	1,421	1,481	881	4,256	1,697	3,246	1,620	6,454	32,654 ± 3,119
Cod	ᐆᒪᐃᑦ	Ugak										883	222	155	1,260 ± 418
Sculpin	ᑲᓇᔪᐃᑦ	Kanayuk									163				163 ± 93
Turbot	ᖃᓕᕐᓖᑦ	Nataarnak									583	1,270	1,156	1,170	4,179 ± 1,723

‡ Polar bear data supplied by DSD.

‡ ᓇᓄᕐᓄᑦ ᑎᑎᕋᑦᑕᒪᔪᑦ ᑐᓂᔭᖕᒋᑦ ᐅᑯᐊ ᐃᑯᐱᕐᕕᓕᕆᔨᑦ.

‡ Nanuin nahagaumajut pijauhimajut Ikupiktulikijinik.

TABLE/ᓇᓗᓇᐃᔭᐅᑦ/NAUNAIKUTA 200

Monthly hunter response — **Year 2 (June 1997 - May 1998)**

ᑕᕿᑕᒫᑦ ᐊᖑᓇᓱᒃᑏᑦ ᑭᐅᓂᖏᑦ — **ᐊᒻᕐᒧ 2 (ᔫᓂ 1997 - ᒪᐃ 1998)**

Tatkiktaman pijauhimajut angunahuktinun — **Ukiunga 2 (June 1997 - May 1998)**

Month/ᑕᕿᖓ/Tatkia			JUN ᔫᓂ	JUL ᔪᓚᐃ	AUG ᐊᐅᒻᒍᑎ	SEP ᓱᑎᒻᐱᓇ	OCT ᐅᑦᑐᐱᓇ	NOV ᓄᓇᒻᐱᓇ	DEC ᑏᓯᒻᐱᓇ	JAN ᒣᓐᓄᐊᓇ	FEB ᓈᕝᐅᐊᓇ	MAR ᒫᕐᓯ	APR ᐃᕐᓇᓕ	MAY ᒪᐃ	Total ᑲᑎᑦᑐᒋᑦ Tamakiklugin
Hunter Response Categories	ᐊᖑᓇᓱᒃᑏᑦ ᑭᐅᓂᖏᑦ ᐊᒻᒍᕐᓯᒪᓂᖏᑦ	**Angunahukpaktun Kiujait**													
Monthly hunter list	ᑕᕿᑕᒫᑦ ᐊᖑᓇᓱᒃᑏᑦ	Tatkitaman angunahuktut titigait	182	182	180	180	178	177	178	177	179	181	182	182	191*
Hunters interviewed	ᐊᖑᓇᓱᒃᑏᑦ ᐊᐱᕐᓱᕐᑕᑦ	Angunahuktin apikhuktan	142	129	142	144	124	134	110	148	152	157	156	160	179*
Harvested	ᐊᖑᓇᓱᒃᑐᒥᓃᑦ	Angujaujut	81	64	78	94	59	43	53	76	82	103	99	122	173*
Response Rate (%)	ᑭᐅᔪᑦ ᖃᕐᓯᐅᓂᖏᑦ (%)	Kiujut (%)	78	71	79	80	70	76	62	84	85	87	86	88	79**

* Hunters registered/interviewed/harvested at least once during the year.
** Mean monthly response rate.

* ᐊᖑᓇᓱᒃᑏᑦ ᐊᑎᓕᐅᕐᑕᐅᒪᔪᑦ/ᐊᐱᕐᓱᕐᑕᑦ/ᐊᖑᓇᓱᒃᑐᒥᓃᑦ ᐊᑕᐅᓯᐊᕐᓗᐊᕐᑐᑎᒃ ᐊᒻᕐᒧᒥ.
** ᐊᒃᐅᒋᓕᕐᑎᓯᒪᔪᑦ ᑕᕿᑕᒫᑦ ᑭᐅᔪᑦ.

* Angunahuktin atiliukhimajut/apikhiktaunikut/anguhimajut talvani ukiumi.
** Talvani angunahuknami kiujutaumajut.

TABLE/ᓇᓗᓇᐃᔭᐅᑦ/NAUNAIKUTA 201

Recall period between harvest and interview, expressed as % of total harvest records — **Year 2 (June 1997 - May 1998)**

ᐅᑎᕐᕕᐅᔪᑦ ᐊᑯᕐᖓᓂ ᐊᖑᓇᓱᒃᓂᖓᑕ ᐊᒻᒪᓗ ᐊᐱᕐᓱᕐᑕᐅᓂᖓᑕ, ᓇᓗᓇᐃᕐᑕᑦ ᐃᒫᒃ % ᑲᑎᑦᑐᒋᑦ ᐊᖑᓇᓱᒃᑕᑦ ᑎᑎᕐᕐᑕᐅᒪᔪᑦ — **ᐊᒻᕐᒧ 2 (ᔫᓂ 1997 - ᒪᐃ 1998)**

Itkaumajaujut angunahuktunun apihijauvaktunutlu, kanuk amigaitiginit tamakiklugin angujauhimajut — **Ukiunga 2 (June 1997 - May 1998)**

Month/ᑕᕿᖓ/Tatkia			JUN ᔫᓂ	JUL ᔪᓚᐃ	AUG ᐊᐅᒻᒍᑎ	SEP ᓱᑎᒻᐱᓇ	OCT ᐅᑦᑐᐱᓇ	NOV ᓄᓇᒻᐱᓇ	DEC ᑏᓯᒻᐱᓇ	JAN ᒣᓐᓄᐊᓇ	FEB ᓈᕝᐅᐊᓇ	MAR ᒫᕐᓯ	APR ᐃᕐᓇᓕ	MAY ᒪᐃ	Total ᑲᑎᑦᑐᒋᑦ Tamakiklugin
Recall Period	ᐅᑎᕐᕕᐅᔪᑦ	**Pigiakvia**													
≤ 3 months	≤ 3 ᑕᕿᑦ	≤ tatkin pingahut	100	100	100	100	100	100	100	100	100	98	100	99	100
4-6 months	4-6 ᑕᕿᑦ	tatkin hitaman 6nut	0	0	0	0	0	0	0	0	0	0	0	1	0
> 6 months	> 6 ᑕᕿᑦ	> 6 tatkin	0	0	0	0	0	0	0	0	0	2	0	0	0

TABLE/ᓇᓗᓇᐃᔭᐅᑦ/NAUNAIKUTA 202

Number of hunters harvesting each species — **Year 2 (June 1997 - May 1998)**

ᖃᑦᓯᐅᓂᖏᑦ ᐊᖑᓇᓱᒃᑏᑦ ᐊᖑᓇᓱᒃᐸᑦᑐᑦ ᐊᑐᓂᒃ ᐆᒪᔪᕐᓂᒃ — **ᐊᒡᕐᒍ 2 (ᔫᓂ 1997 - ᒪᐃ 1998)**

Amigaitiginigin angunahukpaktun anguvaktaitlu kanugitugiagin — **Ukiunga 2 (June 1997 - May 1998)**

Month/ᑕᕝᕙᖓ/Tatkia			JUN ᔫᓂ	JUL ᔪᓚᐃ	AUG ᐊᐅᒡᒍᑎ	SEP ᓱᑎᒡᐱᕆ	OCT ᐅᑦᑐᐱᕆ	NOV ᓄᓇᒡᐱᕆ	DEC ᑏᓯᒡᐱᕆ	JAN ᒎᓐᓄᐊᕆ	FEB ᓈᕝᕗᐊᕆ	MAR ᒪᕐᓯ	APR ᐃᑦᕆᓕ	MAY ᒪᐃ	Total ᑲᑎᑦᑐᑦ Tamakiklugin
Species	**ᐆᒪᔪᑦ**	**Umajuin**													
Caribou	ᑐᒃᑐᐃᑦ	Tuktut	31	25	53	36	24	3	9	33	43	60	45	47	129
Polar bear#	ᓇᓄᐃᑦ#	Nanuit#	n/d	n/d	n/d	n/d	n/d	n/d	n/d	n/d	n/d	n/d	n/d	n/d	n/d
Wolf	ᐊᒪᕈᐃᑦ	Amagut	2								2	2	1		6
Coloured fox	ᖃᑯᖏᑦᑐᑦ ᑎᕆᒐᓐᓂᐊᑦ	Kalaliit tigiganiat							1						1
Arctic hare	ᐅᑲᓖᑦ	Ukalik				1	1	4	3		3	1			8
Ringed seal	ᓇᑦᓱᑦ	Natiinat	76	42	59	87	55	37	33	51	54	84	78	80	163
Bearded seal	ᐅᒡᔪᐃᑦ	Ukyuk	5	7	5	9	9	5	2	1	1			2	33
Harp seal	ᖃᐃᕈᓖᑦ	Qairulik	3	3	6	18	13	16	1						43
Hooded seal	ᐊᐸᐃᑦ	Nahakakaktutut ittut natiit				4	11	9	3						22
Walrus	ᐊᐃᓈᑦ	Akvik	2		2	3							1		8
Narwhal	ᑑᒫᓖᑦ ᕿᓚᓗᒐᑦ	Tuugaak		2											2
Beluga	ᖃᑯᑦᑕᑦ ᕿᓚᓗᒐᑦ	Kilalugak	3	12	7										21
Canada goose	ᓂᕐᓖᑦ	Nikliknik	7	1	1									17	21
Eider duck	ᒥᑏᑦ	Kingalik	35	18	6	17	24	7	1					2	71
Ptarmigan	ᐊᕿᒡᒋᑦ	Akilgik			1	3	5	15	34	25	22	11	6	1	69
Eggs (unspecified)	ᐊᓯᖏᑦ ᑎᒡᒥᐊᑦ ᒪᓐᓂᖏᑦ	Manniit		2											2
Duck eggs	ᒥᑏᑦ ᒪᓐᓂᖏᑦ	Tinmiat manniit	33	14											42
Arctic char	ᐃᖃᓗᒃᐲᑦ	Ikaliviit	30	46	32	9	8	10	10	15	7	16	29	85	133
Cod	ᐆᒪᐃᑦ	Ugak										4	1	1	4
Sculpin	ᑲᓇᔪᐃᑦ	Kanayuk									1				1
Turbot	ᖃᓕᕐᓖᑦ	Nataarnak									1	4	2	1	7

‡‡ No data are available corresponding to the harvest numbers shown in the harvest estimates table which were provided by DSD.

‡‡ ᑎᑎᕋᕐᒪᔪᓂᒃ ᐱᑕᖃᖏᑦᑐᖅ ᐱᔾᔪᑎᓕᓐᓂᒃ ᐊᖑᔭᑦ ᖃᑦᓯᐅᓂᖏᓐᓄᑦ ᐊᓚᒃᑲᒪᔪᓄᑦ ᐊᖑᔭᓄᑦ ᓇᓚᐅᑦᑕᑎᓂ ᑐᓂᔭᖏᓐᓂ ᐃᑯᐱᕐᕕᓕᕆᔨᑦ.

‡‡ Nahagauhimaitut titigakhimajunik pitman kanuk angujaukatakhimajunik kanukitunit pijaumajut ikupiktulikijinik.

TABLE/ᓇᓗᓇᐃᔭᐅᑦ/NAUNAIKUTA 203

Monthly harvest estimates
ᑕᕿᑕᒫᑦ ᐊᖑᔭᓄᑦ ᓇᓚᐅᑦᓵᕈᑏᑦ
Tatkiktamat nahaktauvaktun

Year 3 (June 1998 - May 1999)
ᐊᒻᕿᒍ 3 (ᔫᓂ 1998 - ᒪᐃ 1999)
Ukiunga 3 (June 1998 - May 1999)

Month/ᑕᕿᖓ/Tatkia			JUN ᔫᓂ	JUL ᔪᓚᐃ	AUG ᐊᐅᒻᒧᑦᑎ	SEP ᓱᑎᒻᐱᓇ	OCT ᐅᑦᑐᐱᓇ	NOV ᓄᓇᒻᐱᓇ	DEC ᑏᓯᒻᐱᓇ	JAN ᒎᓐᓄᐊᓇ	FEB ᓈᕝᕗᐊᓇ	MAR ᒫᕐᓯ	APR ᐃᑦᓇᓕ	MAY ᒪᐃ	Total ᑲᑎᑦᑐᒋᑦ Tamakiklugin ± 95% CI
Species	**ᐆᒪᔪᑦ**	**Umajuin**													
Caribou	ᑐᒃᑐᐃᑦ	Tuktut	23	44	309	208	88	71	190	362	439	361	338	207	2,640 ± 68
Polar bear‡	ᓇᓄᐃᑦ‡	Nanuit‡								1	2	8	1	2	14
Wolf	ᐊᒪᕈᐃᑦ	Amagut								1	1	2	2		6 ± 2
Arctic hare	ᐅᑲᓖᑦ	Ukalik			3	2		3	5	6	9	4	4		36 ± 6
Ringed seal	ᓇᑦᓱᑦ	Natiinat	794	483	563	517	491	517	547	416	397	354	547	622	6,248 ± 152
Bearded seal	ᐅᒡᔪᐃᑦ	Ukyuk	6	16	17	16	9	10	2						76 ± 7
Harp seal	ᖃᐃᕈᓖᑦ	Qairulik	3	4	3	48	32	19	10					6	125 ± 20
Hooded seal	ᐊᐸᐃᑦ	Nahakakaktutut ittut natiit					1		1						2 ± 1
Walrus	ᐊᐃᕕᑦ	Akvik	5	2	5										12 ± 6
Narwhal	ᑑᒫᓖᑦ ᕿᓚᓗᒐᑦ	Tuugaak		1				2						9	12 ± 5
Beluga	ᖃᑯᑦᑕᑦ ᕿᓚᓗᒐᑦ	Kilalugak	4	6										2	12 ± 3
Bowhead	ᐊᑦᕕᒃ	Aivik		1											1 ± 1
Canada goose	ᓂᑦᓖᑦ	Nikliknik	6		1									3	10 ± 3
Eider duck	ᒥᑏᑦ	Kingalik	291	121	58	110	249	122	88						1,039 ± 111
Ptarmigan	ᐊᕿᒻᒋᑦ	Akilgik						37	55	168	135	66	8		469 ± 59
Duck eggs	ᒥᑏᑦ ᒪᓐᓂᖏᑦ	Tinmiat manniit	1,382	812											2,194 ± 268
Arctic char	ᐃᖃᓗᒃᐱᑦ	Ikaliviit	825	5,235	503	139	1,172	992	1,402	7,966	2,717	2,182	5,950	4,814	33,897 ± 2,133
Turbot	ᖃᓕᕋᓖᑦ	Nataarnak										2,157			2,157 ± 971

‡ Polar bear data supplied by DSD.

‡ ᓇᓄᑦᓄᑦ ᑎᑎᕋᑕᐅᒪᔪᑦ ᑐᓂᒃᖏᑦ ᐅᑯᐊ ᐃᑯᐱᕐᕕᓕᓇᓱᑦ.

‡ Nanuin nahagaumajut pijauhimajut Ikupiktulikijinik.

TABLE/ᓇᓗᓇᐃᔭᐅᑦ/NAUNAIKUTA 204

Monthly hunter response — **Year 3 (June 1998 - May 1999)**

ᑕᕿᑖᒪᑦ ᐊᖑᓇᓱᒃᑏᑦ ᑭᐅᓂᖏᑦ — **ᐊᒻᕐᒍ 3 (ᔫᓂ 1998 - ᒪᐃ 1999)**

Tatkiktaman pijauhimajut angunahuktinun — **Ukiunga 3 (June 1998 - May 1999)**

Month/ᑕᕿᖓ/Tatkia			JUN ᔫᓂ	JUL ᔪᓚᐃ	AUG ᐊᐅᒻᒍᑎ	SEP ᓱᑎᒻᐱᓇ	OCT ᐅᑦᑐᐱᓇ	NOV ᓄᓇᒻᐱᓇ	DEC ᑏᓯᒻᐱᓇ	JAN ᒎᓐᓄᐊᓇ	FEB ᓈᕝᕗᐊᓇ	MAR ᒪᕐᓯ	APR ᐃᕐᓇᓕ	MAY ᒪᐃ	Total ᑲᑎᑦᑐᑦ Tamakiklugin
Hunter Response Categories	**ᐊᖑᓇᓱᒃᑏᑦ ᑭᐅᓂᖏᑦ ᐋᒍᕐᓯᒪᓂᖏᑦ**	**Angunahukpaktun Kiujait**													
Monthly hunter list	ᑕᕿᑖᒪᑦ ᐊᖑᓇᓱᒃᑏᑦ	Tatkitaman angunahuktut titigait	180	181	179	179	180	178	182	179	177	177	178	183	194*
Hunters interviewed	ᐊᖑᓇᓱᒃᑏᑦ ᐊᐱᕐᓱᕐᑕᑦ	Angunahuktin apikhuktan	156	166	160	157	156	156	159	161	164	160	158	159	185*
Harvested	ᐊᖑᓇᓱᒃᑐᒥᓃᑦ	Angujaujut	108	115	109	95	99	84	93	101	107	98	118	103	180*
Response Rate (%)	ᑭᐅᔪᑦ ᖃᑦᓯᐅᓂᖏᑦ (%)	Kiujut (%)	87	92	89	88	87	88	87	90	93	90	89	87	89**

* Hunters registered/interviewed/harvested at least once during the year.
** Mean monthly response rate.

* ᐊᖑᓇᓱᒃᑏᑦ ᐊᑎᓕᐅᑦᑕᐅᒪᔪᑦ/ᐊᐱᕐᓱᕐᑕᑦ/ᐊᖑᓇᓱᒃᑐᒥᓃᑦ ᐊᑕᐅᓯᐊᕐᓗᐊᑦᑐᑎᒃ ᐊᒻᕐᒍᒥ.
** ᐋᐅᓱᑦᓕᑦᑎᓯᒪᔪᑦ ᑕᕿᑖᒪᑦ ᑭᐅᔪᑦ.

* Angunahuktin atiliukhimajut/apikhiktaunikut/anguhimajut talvani ukiumi.
** Talvani angunahuknami kiujutaumajut.

6.1.9

TABLE/ᓇᓗᓇᐃᔭᐅᑦ/NAUNAIKUTA 205

Recall period between harvest and interview, expressed as % of total harvest records — **Year 3 (June 1998 - May 1999)**

ᐅᑎᕐᕕᐅᔪᑦ ᐊᑯᕐᖓᓂ ᐊᖑᓇᓱᒃᓂᖓᑕ ᐊᒻᒪᓗ ᐊᐱᕐᓱᕐᑕᐅᓂᖓᑕ, ᓇᓗᓇᐃᕐᑕᑦ ᐃᒫᒃ % ᑲᑎᑦᑐᑦ ᐊᖑᓇᓱᒃᑕᑦ ᑎᑎᕐᕐᑕᐅᒪᔪᑦ — **ᐊᒻᕐᒍ 3 (ᔫᓂ 1998 - ᒪᐃ 1999)**

Itkaumajaujut angunahuktunun apihijauvaktunutlu, kanuk amigaitiginit tamakiklugin angujauhimajut — **Ukiunga 3 (June 1998 - May 1999)**

Month/ᑕᕿᖓ/Tatkia			JUN ᔫᓂ	JUL ᔪᓚᐃ	AUG ᐊᐅᒻᒍᑎ	SEP ᓱᑎᒻᐱᓇ	OCT ᐅᑦᑐᐱᓇ	NOV ᓄᓇᒻᐱᓇ	DEC ᑏᓯᒻᐱᓇ	JAN ᒎᓐᓄᐊᓇ	FEB ᓈᕝᕗᐊᓇ	MAR ᒪᕐᓯ	APR ᐃᕐᓇᓕ	MAY ᒪᐃ	Total ᑲᑎᑦᑐᑦ Tamakiklugin
Recall Period	**ᐅᑎᕐᕕᐅᔪᑦ**	**Pigiakvia**													
≤ 3 months	≤ 3 ᑕᕿᑦ	≤ tatkin pingahut	98	100	99	100	100	100	100	99	99	100	100	100	100
4-6 months	4-6 ᑕᕿᑦ	tatkin hitaman 6nut	2	0	1	0	0	0	0	1	1	0	0	0	0
> 6 months	> 6 ᑕᕿᑦ	> 6 tatkin	0	0	0	0	0	0	0	0	0	0	0	0	0

TABLE/ᓇᓗᓇᐃᔭᐅᑦ/NAUNAIKUTA 206

Number of hunters harvesting each species — **Year 3 (June 1998 - May 1999)**

ᖃᑦᓯᐅᓂᖏᑦ ᐊᖑᓇᓱᒃᑏᑦ ᐊᖑᓇᓱᒃᐸᑦᑐᑦ ᐊᑐᓂᒃ ᐆᒪᔪᕐᓂᒃ — **ᐊᒻᕿᒍ 3 (ᔫᓂ 1998 - ᒪᐃ 1999)**

Amigaitiginigin angunahukpaktun anguvaktaitlu kanugitugiagin — **Ukiunga 3 (June 1998 - May 1999)**

Month/ᑕᕝᕙᖓ/Tatkia			JUN ᔫᓂ	JUL ᔪᓚᐃ	AUG ᐊᐅᒡᒍᑎ	SEP ᓱᑎᒡᐱᓇ	OCT ᐅᑦᑐᐱᓇ	NOV ᓄᓇᒡᐱᓇ	DEC ᑏᓯᒡᐱᓇ	JAN ᒎᓐᓄᐊᓇ	FEB ᓈᕝᕗᐊᓇ	MAR ᒪᑦᓯ	APR ᐃᑦᓇᓕ	MAY ᒪᐃ	Total ᑲᑎᑦᑐᑦ Tamakiklugin
Species	**ᐆᒪᔪᑦ**	**Umajuin**													
Caribou	ᑐᒃᑐᐃᑦ	Tuktut	11	17	70	52	19	23	44	75	90	89	94	61	156
Polar bear#	ᓇᓄᐃᑦ#	Nanuit#	n/d	n/d	n/d	n/d	n/d	n/d	n/d	n/d	n/d	n/d	n/d	n/d	n/d
Wolf	ᐊᒪᕈᐃᑦ	Amagut								1	1	1	1		4
Arctic hare	ᐅᑲᓖᑦ	Ukalik			2	2		2	2	4	4	1	2		14
Ringed seal	ᓇᑦᓱᑦ	Natiinat	104	92	106	94	95	83	82	77	68	59	68	83	171
Bearded seal	ᐅᒡᔪᐃᑦ	Ukyuk	6	13	11	14	7	9	2						43
Harp seal	ᖃᐃᕈᓖᑦ	Qairulik	1	2	2	13	12	4	3					1	26
Hooded seal	ᐊᐸᐃᑦ	Nahakakaktutut ittut natiit					1		1						2
Walrus	ᐊᐃᓈᑦ	Akvik	3	2	1										5
Narwhal	ᑑᒫᓖᑦ ᕿᓚᓗᒐᑦ	Tuugaak		1				2						4	6
Beluga	ᖃᑯᑦᑕᑦ ᕿᓚᓗᒐᑦ	Kilalugak	4	6										2	11
Bowhead	ᐊᕐᕕᒃ	Aivik		1											1
Canada goose	ᓂᑦᓖᑦ	Nikliknik	3		1									2	6
Eider duck	ᒥᑏᑦ	Kingalik	26	13	5	10	13	9	3						58
Ptarmigan	ᐊᕿᒡᒋᑦ	Akilgik						3	5	12	10	3	2		21
Duck eggs	ᒥᑏᑦ ᒪᓐᓂᖏᑦ	Tinmiat manniit	26	15											38
Arctic char	ᐃᖃᓗᒃᐲᑦ	Ikaliviit	18	82	8	2	18	12	13	39	24	30	90	81	154
Turbot	ᖃᓕᕋᓖᑦ	Nataarnak										3			3

No data are available corresponding to the harvest numbers shown in the harvest estimates table which were provided by DSD.

ᑎᑎᕋᓯᒪᔪᓂᒃ ᐱᑕᖃᖏᑦᑐᖅ ᐱᔾᔪᑎᓕᓐᓂᒃ ᐊᖑᔭᑦ ᖃᑦᓯᐅᓂᖏᓐᓄᑦ ᐊᓚᒃᑲᐅᒪᔪᓄᑦ ᐊᖑᔭᓄᑦ ᓇᓚᐅᑦᓴᕈᑎᓂ ᑐᓂᔭᖏᓐᓂ ᐃᑯᐱᕐᐃᓕᓇᕆᑦ.

Nahagauhimaitut titigakhimajunik pitman kanuk angujaukatakhimajunik kanukitunit pijaumajut ikupiktulikijinik.

TABLE/ᓇᓗᓇᐃᔭᐅᑦ/NAUNAIKUTA 207

Monthly harvest estimates
ᑕᕿᑕᒫᑦ ᐊᖑᔭᓄᑦ ᓇᓚᐅᑦᓴᕈᑏᑦ
Tatkiktamat nahaktauvaktun

Year 4 (June 1999 - May 2000)
ᐊᒻᕋᒍ 4 (ᔫᓂ 1999 - ᒪᐃ 2000)
Ukiunga 4 (June 1999 - May 2000)

Month/ᑕᕿᖓ/Tatkia			JUN ᔫᓂ	JUL ᔪᓚᐃ	AUG ᐊᐅᒻᒍᑎ	SEP ᓱᑎᒻᐱᓇ	OCT ᐅᑦᑐᐱᓇ	NOV ᓄᓇᒻᐱᓇ	DEC ᑏᓯᒻᐱᓇ	JAN ᒣᓐᓄᐊᓇ	FEB ᓈᕝᕗᐊᓇ	MAR ᒫᕐᓯ	APR ᐃᑦᓇᓕ	MAY ᒪᐃ	Total ᑲᑎᑦᑐᒋᑦ Tamakiklugin ± 95% CI
Species	**ᐆᒪᔪᑦ**	**Umajuin**													
Caribou	ᑐᒃᑐᐃᑦ	Tuktut	49	61	192	240	13	5	91	246	366	326	102	99	1,790 ± 73
Polar bear‡	ᓇᓄᐃᑦ‡	Nanuit‡							1						
Wolf	ᐊᒪᕈᐃᑦ	Amagut								1		2	3	5	11 ± 6
Arctic fox	ᑎᓇᒐᓐᓂᐊᑦ	Tigiganiat						5							5 ± 4
Coloured fox	ᖃᑯᓐᖏᑦᑐᑦ ᑎᓇᒐᓐᓂᐊᑦ	Kalaliit tigiganiat						4	3	2	1				10 ± 4
Arctic hare	ᐅᑲᓖᑦ	Ukalik				17		10	12	18	14	14			85 ± 15
Ringed seal	ᓇᑦᓱᑦ	Natiinat	800	604	471	497	483	337	301	290	303	380	308	594	5,368 ± 231
Bearded seal	ᐅᒡᔪᐃᑦ	Ukyuk	1	2	10	10	2	2	2		3				32 ± 6
Harp seal	ᖃᐃᕈᓖᑦ	Qairulik				6	2	1	2						11 ± 4
Hooded seal	ᐊᐸᐃᑦ	Nahakakaktutut ittut natiit				1									1 ± 1
Walrus	ᐊᐃᓈᑦ	Akvik	2	11		2									15 ± 5
Narwhal	ᑑᒫᓖᑦ ᕿᓚᓗᒐᑦ	Tuugaak	15	2			17							1	35 ± 7
Beluga	ᖃᑯᑦᑕᑦ ᕿᓚᓗᒐᑦ	Kilalugak	4	28	1		1							1	35 ± 4
Canada goose	ᓂᑦᓖᑦ	Nikliknik	1											11	12 ± 9
Eider duck	ᒥᑏᑦ	Kingalik	132	517		31	8	8	13						709 ± 55
Ptarmigan	ᐊᕿᒻᒋᑦ	Akilgik					27	74	71	184	140	86			582 ± 86
Duck eggs	ᒥᑏᑦ ᒪᓐᓂᖏᑦ	Tinmiat manniit	525	1,985											2,510 ± 246
Arctic char	ᐃᖃᓗᒃᐲᑦ	Ikaliviit	2,316	3,304	4,545	173	2,039	1,389	1,665	2,920	4,011	2,869	2,320	3,641	31,192 ± 1,842
Cod	ᐆᒪᐃᑦ	Ugak									61		943		1,004 ± 913
Turbot	ᖃᓕᕋᓖᑦ	Nataarnak									116	7,738	4,484		12,338 ± 5,245
Clams	ᐊᒻᒧᒪᔪᑦ	Uviluq			238	54									292 ± 193

‡ Polar bear data supplied by DSD.

‡ ᓇᓄᑦᓄᑦ ᑎᑎᕋᑦᑕᒪᔪᑦ ᑐᓂᔭᖏᑦ ᐅᑯᐊ ᐃᑯᐱᕐᕕᓕᕆᔨᑦ.

‡ Nanuin nahagaumajut pijauhimajut Ikupiktulikijinik.

TABLE/ᓇᓗᓇᐃᔭᐅᑦ/NAUNAIKUTA 208

Monthly hunter response — **Year 4 (June 1999 - May 2000)**

ᑕᕿᑕᒫᑦ ᐊᖑᓇᓱᒃᑏᑦ ᑭᐅᓂᖏᑦ — **ᐊᒻᕐᒍ 4 (ᔫᓂ 1999 - ᒪᐃ 2000)**

Tatkiktaman pijauhimajut angunahuktinun — **Ukiunga 4 (June 1999 - May 2000)**

Month/ᑕᕿᖓ/Tatkia			JUN ᔫᓂ	JUL ᔪᓚᐃ	AUG ᐊᐅᒻᒍᑎ	SEP ᓱᑎᒻᐱᓇ	OCT ᐅᑦᑐᐱᓇ	NOV ᓄᓇᒻᐱᓇ	DEC ᑏᓯᒻᐱᓇ	JAN ᒣᓐᓄᐊᓇ	FEB ᓈᕝᕗᐊᓇ	MAR ᒪᕐᓯ	APR ᐃᕐᓇᓕ	MAY ᒪᐃ	Total ᑲᑎᑦᑐᑦ Tamakiklugin
Hunter Response Categories	**ᐊᖑᓇᓱᒃᑏᑦ ᑭᐅᓂᖏᑦ ᐋᒍᕐᓯᒪᓂᖏᑦ**	**Angunahukpaktun Kiujait**													
Monthly hunter list	ᑕᕿᑕᒫᑦ ᐊᖑᓇᓱᒃᑏᑦ	Tatkitaman angunahuktut titigait	183	184	186	184	183	185	185	185	184	185	187	188	197*
Hunters interviewed	ᐊᖑᓇᓱᒃᑏᑦ ᐊᐱᕐᓱᕐᑕᑦ	Angunahuktin apikhuktan	157	163	163	160	151	143	150	146	156	147	153	154	185*
Harvested	ᐊᖑᓇᓱᒃᑐᒥᓃᑦ	Angujaujut	107	109	98	92	72	63	62	76	92	89	95	103	175*
Response Rate (%)	ᑭᐅᔪᑦ ᖃᑦᓯᐅᓂᖏᑦ (%)	Kiujut (%)	86	89	88	87	83	77	81	79	85	79	82	82	83**

* Hunters registered/interviewed/harvested at least once during the year.
** Mean monthly response rate.

* ᐊᖑᓇᓱᒃᑏᑦ ᐊᑎᓕᐅᑦᑕᐅᒪᔪᑦ/ᐊᐱᕐᓱᕐᑕᑦ/ᐊᖑᓇᓱᒃᑐᒥᓃᑦ ᐊᑕᐅᓯᐊᕐᓗᐊᑦᑐᑎᒃ ᐋᒍᕐᒍᒥ.
** ᐋᐅᓐᑏᓕᕐᑎᓯᒪᔪᑦ ᑕᕿᑕᒫᑦ ᑭᐅᔪᑦ.

* Angunahuktin atiliukhimajut/apikhiktaunikut/anguhimajut talvani ukiumi.
** Talvani angunahuknami kiujutaumajut.

TABLE/ᓇᓗᓇᐃᔭᐅᑦ/NAUNAIKUTA 209

Recall period between harvest and interview, expressed as % of total harvest records — **Year 4 (June 1999 - May 2000)**

ᐅᑎᕐᕕᐅᔪᑦ ᐊᑯᕐᖓᓂ ᐊᖑᓇᓱᓐᓂᖓᑕ ᐊᒻᒪᓗ ᐊᐱᕐᓱᕐᑕᐅᓂᖓᑕ, ᓇᓗᓇᐃᕐᑕᑦ ᐃᒫᒃ % ᑲᑎᑦᑐᑦ ᐊᖑᓇᓱᒃᑕᑦ ᑎᑎᕐᕐᑕᐅᒪᔪᑦ — **ᐊᒻᕐᒍ 4 (ᔫᓂ 1999 - ᒪᐃ 2000)**

Itkaumajaujut angunahuktunun apihijauvaktunutlu, kanuk amigaitiginit tamakiklugin angujauhimajut — **Ukiunga 4 (June 1999 - May 2000)**

Month/ᑕᕿᖓ/Tatkia			JUN ᔫᓂ	JUL ᔪᓚᐃ	AUG ᐊᐅᒻᒍᑎ	SEP ᓱᑎᒻᐱᓇ	OCT ᐅᑦᑐᐱᓇ	NOV ᓄᓇᒻᐱᓇ	DEC ᑏᓯᒻᐱᓇ	JAN ᒣᓐᓄᐊᓇ	FEB ᓈᕝᕗᐊᓇ	MAR ᒪᕐᓯ	APR ᐃᕐᓇᓕ	MAY ᒪᐃ	Total ᑲᑎᑦᑐᑦ Tamakiklugin
Recall Period	**ᐅᑎᕐᕕᐅᔪᑦ**	**Pigiakvia**													
≤ 3 months	≤ 3 ᑕᕿᑦ	≤ tatkin pingahut	100	100	100	100	100	100	96	100	100	100	99	100	100
4-6 months	4-6 ᑕᕿᑦ	tatkin hitaman 6nut	0	0	0	0	0	0	4	0	0	0	1	0	0
> 6 months	> 6 ᑕᕿᑦ	> 6 tatkin	0	0	0	0	0	0	0	0	0	0	0	0	0

TABLE/ᓇᓗᓇᐃᔭᐅᑦ/NAUNAIKUTA 210

Number of hunters harvesting each species — **Year 4 (June 1999 - May 2000)**

ᖃᑦᓯᐅᓂᖏᑦ ᐊᖑᓇᓱᒃᑏᑦ ᐊᖑᓇᓱᒃᐸᑦᑐᑦ ᐊᑐᓂᒃ ᐆᒪᔪᕐᓂᒃ — **ᐊᒡᕐᒍ 4 (ᔫᓂ 1999 - ᒪᐃ 2000)**

Amigaitiginigin angunahukpaktun anguvaktaitlu kanugitugiagin — **Ukiunga 4 (June 1999 - May 2000)**

Month/ᑕᕝᕙᖓ/Tatkia			JUN ᔫᓂ	JUL ᔪᓚᐃ	AUG ᐊᐅᒡᒍᑎ	SEP ᓱᑎᒡᐱᕆ	OCT ᐅᑦᑐᐱᕆ	NOV ᓄᕕᒡᐱᕆ	DEC ᑏᓯᒡᐱᕆ	JAN ᒎᓐᓄᐊᕆ	FEB ᕖᕝᕗᐊᕆ	MAR ᒪᕐᓯ	APR ᐃᑦᕆᓕ	MAY ᒪᐃ	Total ᑲᑎᑦᑐᑦ Tamakiklugin
Species	**ᐆᒪᔪᑦ**	**Umajuin**													
Caribou	ᑐᒃᑐᐃᑦ	Tuktut	22	32	63	78	5	3	25	52	80	73	30	21	146
Polar bear#	ᓇᓄᐃᑦ#	Nanuit#	n/d	n/d	n/d	n/d	n/d	n/d	n/d	n/d	n/d	n/d	n/d	n/d	n/d
Wolf	ᐊᒪᕈᐃᑦ	Amagut								1		2	1	2	6
Arctic fox	ᑎᓇᒐᓐᓂᐊᑦ	Tigiganiat						1							1
Coloured fox	ᖃᑯᓐᖏᑦᑐᑦ ᑎᓇᒐᓐᓂᐊᑦ	Kalaliit tigiganiat						1	1	1	1				2
Arctic hare	ᐅᑲᓖᑦ	Ukalik				3		3	3	3	6	4			10
Ringed seal	ᓇᑦᓱᑦ	Natiinat	89	79	80	85	69	56	47	46	50	49	49	67	151
Bearded seal	ᐅᒡᔪᐃᑦ	Ukyuk	1	2	8	7	2	1	1		1				18
Harp seal	ᖃᐃᕈᓖᑦ	Qairulik				2	2	1	1						4
Hooded seal	ᐊᐸᐃᑦ	Nahakakaktutut ittut natiit				1									1
Walrus	ᐊᐃᕕᑦ	Akvik	1	5		1									7
Narwhal	ᑑᒐᓖᑦ ᕿᓚᓗᒐᑦ	Tuugaak	7	1			14							1	19
Beluga	ᖃᑯᑦᑕᑦ ᕿᓚᓗᒐᑦ	Kilalugak	3	24	1		1							1	26
Canada goose	ᓂᕐᓖᑦ	Nikliknik	1											2	3
Eider duck	ᒥᑏᑦ	Kingalik	14	55		4	2	1	1						66
Ptarmigan	ᐊᕿᒐᕆᑦ	Akilgik					2	4	7	10	10	4			20
Duck eggs	ᒥᑏᑦ ᒪᓐᓂᖏᑦ	Tinmiat manniit	14	58											63
Arctic char	ᐃᖃᓗᒃᐲᑦ	Ikaliviit	51	69	60	8	13	10	22	32	42	35	63	70	153
Cod	ᐆᒐᐃᑦ	Ugak									1		1		1
Turbot	ᖃᓕᕋᓖᑦ	Nataarnak									1	6	10		12
Clams	ᐊᒻᒧᒪᔪᑦ	Uviluq			1	1									2

‡‡ No data are available corresponding to the harvest numbers shown in the harvest estimates table which were provided by DSD.

‡‡ ᑎᑎᕋᕐᓯᒪᔪᓂᒃ ᐱᑕᖃᖅᑐᑦᑐᖅ ᐱᒃᔪᑎᓕᓐᓂᒃ ᐊᖑᔭᑦ ᖃᑦᓯᐅᓂᖏᓐᓄᑦ ᐊᓚᒃᑲᐅᒪᔪᓄᑦ ᐊᖑᔭᓄᑦ ᓇᓚᐅᖅᓱᑎᓂ ᑐᓂᔭᖏᓐᓂ ᐃᑯᐱᕐᕕᓕᓇᔫᑦ.

‡‡ Nahagauhimaitut titigakhimajunik pitman kanuk angujaukatakhimajunik kanukitunit pijaumajut ikupiktulikijinik.

TABLE/ᓇᓗᓇᐃᔭᐅᑦ/NAUNAIKUTA 211

Monthly harvest estimates
ᑕᕿᑕᒫᑦ ᐊᖑᔭᓄᑦ ᓇᓚᐅᑦᓵᕈᑏᑦ
Tatkiktamat nahaktauvaktun

Year 5 (June 2000 - May 2001)
ᐊᒻᕋᒍ 5 (ᔫᓂ 2000 - ᒪᐃ 2001)
Ukiunga 5 (June 2000 - May 2001)

Month/ᑕᕿᖓ/Tatkia			JUN ᔫᓂ	JUL ᔪᓚᐃ	AUG ᐊᐅᒡᒍᑎ	SEP ᓱᑎᒡᐱᕆ	OCT ᐅᑦᑐᐱᕆ	NOV ᓄᕕᒡᐱᕆ	DEC ᑏᓯᒡᐱᕆ	JAN ᒎᓐᓄᐊᕆ	FEB ᕕᖕᐊᕆ	MAR ᒪᕐᓯ	APR ᐃᑦᕆᓕ	MAY ᒪᐃ	Total ᑲᑎᑦᑐᒋᑦ Tamakiklugin ± 95% CI
Species	**ᐆᒪᔪᑦ**	**Umajuin**													
Caribou	ᑐᒃᑐᐃᑦ	Tuktut	21	33	245	279	25	19	230	333	413	244	297	248	2,387 ± 92
Polar bear‡	ᓇᓄᐃᑦ‡	Nanuit‡						1	9						
Wolf	ᐊᒪᓗᐃᑦ	Amagut								1	1	4			6 ± 5
Coloured fox	ᖃᑯᖕᒋᑦᑐᑦ ᑎᕆᒐᓐᓂᐊᑦ	Kalaliit tigiganiat							1	11	4				16 ± 11
Arctic hare	ᐅᑲᓖᑦ	Ukalik				3	14	76	57	27	6	3			186 ± 48
Seals (unspecified)	ᓯᖕᑯᓖᑦ	Natiit					1	1							2 ± 2
Ringed seal	ᓇᑦᓱᑦ	Natiinat	533	607	543	562	315	291	131	295	294	262	335	440	4,608 ± 148
Bearded seal	ᐅᒡᔪᐃᑦ	Ukyuk		11	2	4	1		1				1		20 ± 4
Harp seal	ᖃᐃᕈᓖᑦ	Qairulik				2	4	18							24 ± 8
Walrus	ᐊᐃᕕᑦ	Akvik		8		7									15 ± 5
Narwhal	ᑑᒫᓖᑦ ᕿᓚᓗᒐᑦ	Tuugaak		50										1	51 ± 4
Beluga	ᖃᑯᑦᑕᑦ ᕿᓚᓗᒐᑦ	Kilalugak		29	6										35 ± 5
Snow goose	ᑲᖑᐃᑦ	Kanguq	7												7 ± 6
Canada goose	ᓂᑦᓖᑦ	Nikliknik	2			3								6	11 ± 4
Eider duck	ᒥᑏᑦ	Kingalik	90	11	43	64	56	115							379 ± 61
Ptarmigan	ᐊᕿᒐᑦ	Akilgik					77	399	782	141	37	8			1,444 ± 162
Duck eggs	ᒥᑏᑦ ᒪᓐᓂᖕᑦ	Tinmiat manniit	316	44											360 ± 81
Arctic char	ᐃᖃᓗᒃᐲᑦ	Ikaliviit	2,879	10,179	3,778	349	372	520	2,706	2,080	1,746	1,224	2,679	5,062	33,574 ± 1,350
Cod	ᐆᒪᐃᑦ	Ugak			71				3						74 ± 55

‡ Polar bear data supplied by DSD.

‡ ᓇᓄᑦᓄᑦ ᑎᑎᕋᑦᑕᒪᔪᑦ ᑐᓂᒃᖕᑦ ᐅᑯᐊ ᐃᑯᐱᕐᕕᓕᕆᔨᑦ.

‡ Nanuin nahagaumajut pijauhimajut Ikupiktulikijinik.

TABLE/ᓇᓗᓇᐃᔭᐅᑦ/NAUNAIKUTA 212

Monthly hunter response — **Year 5 (June 2000 - May 2001)**

ᑕᕿᑖᒪᑦ ᐊᖑᓇᓱᒃᑏᑦ ᑭᐅᓂᖏᑦ — **ᐊᒻᕐᒍ 5 (ᔫᓂ 2000 - ᒪᐃ 2001)**

Tatkiktaman pijauhimajut angunahuktinun — **Ukiunga 5 (June 2000 - May 2001)**

Month/ᑕᕿᖓ/Tatkia			JUN ᔫᓂ	JUL ᔪᓚᐃ	AUG ᐊᐅᒻᒍᑎ	SEP ᓱᑎᒻᐱᓇ	OCT ᐅᑦᑐᐱᓇ	NOV ᓄᓇᒻᐱᓇ	DEC ᑏᓯᒻᐱᓇ	JAN ᒎᓐᓄᐊᓇ	FEB ᓈᕝᕗᐊᓇ	MAR ᒫᕐᓯ	APR ᐃᑉᓇᓕ	MAY ᒪᐃ	Total ᑲᑎᑦᑐᑦ Tamakiklugin
Hunter Response Categories	ᐊᖑᓇᓱᒃᑏᑦ ᑭᐅᓂᖏᑦ ᐊᒻᒍᑉᓯᒪᓂᖏᑦ	**Angunahukpaktun Kiujait**													
Monthly hunter list	ᑕᕿᑖᒪᑦ ᐊᖑᓇᓱᒃᑏᑦ	Tatkitaman angunahuktut titigait	187	189	188	185	186	186	188	189	188	187	188	188	194*
Hunters interviewed	ᐊᖑᓇᓱᒃᑏᑦ ᐊᐱᕐᓱᑦᑕᑦ	Angunahuktin apikhuktan	162	170	164	162	151	151	151	152	157	148	156	157	184*
Harvested	ᐊᖑᓇᓱᒃᑐᒥᓐᑦ	Angujaujut	108	142	119	95	59	69	85	70	87	69	93	107	176*
Response Rate (%)	ᑭᐅᔪᑦ ᖃᑦᓯᐅᓂᖏᑦ (%)	Kiujut (%)	87	90	87	88	81	81	80	80	84	79	83	84	84**

* Hunters registered/interviewed/harvested at least once during the year.
** Mean monthly response rate.

* ᐊᖑᓇᓱᒃᑏᑦ ᐊᑎᓕᐅᑦᑕᐅᒪᔪᑦ/ᐊᐱᕐᓱᑦᑕᑦ/ᐊᖑᓇᓱᒃᑐᒥᓐᑦ ᐊᑕᐅᓯᐊᕐᓗᐊᑦᑐᑎᒃ ᐊᒻᕐᒍᒥ.
** ᐊᒃᐅᑦᓕᑎᓯᒪᔪᑦ ᑕᕿᑖᒪᑦ ᑭᐅᔪᑦ.

* Angunahuktin atiliukhimajut/apikhiktaunikut/anguhimajut talvani ukiumi.
** Talvani angunahuknami kiujutaumajut.

6.1.9

TABLE/ᓇᓗᓇᐃᔭᐅᑦ/NAUNAIKUTA 213

Recall period between harvest and interview, expressed as % of total harvest records — **Year 5 (June 2000 - May 2001)**

ᐅᑎᕐᕕᐅᔪᑦ ᐊᑯᕐᖓᓂ ᐊᖑᓇᓱᓐᓂᖓᑕ ᐊᒻᒪᓗ ᐊᐱᕐᓱᕐᑕᐅᓂᖓᑕ, ᓇᓗᓇᐃᕐᑕᑦ ᐃᒫᒃ % ᑲᑎᑦᑐᑦ ᐊᖑᓇᓱᒃᑕᑦ ᑎᑎᕐᕐᑕᐅᒪᔪᑦ — **ᐊᒻᕐᒍ 5 (ᔫᓂ 2000 - ᒪᐃ 2001)**

Itkaumajaujut angunahuktunun apihijauvaktunutlu, kanuk amigaitiginit tamakiklugin angujauhimajut — **Ukiunga 5 (June 2000 - May 2001)**

Month/ᑕᕿᖓ/Tatkia			JUN ᔫᓂ	JUL ᔪᓚᐃ	AUG ᐊᐅᒻᒍᑎ	SEP ᓱᑎᒻᐱᓇ	OCT ᐅᑦᑐᐱᓇ	NOV ᓄᓇᒻᐱᓇ	DEC ᑏᓯᒻᐱᓇ	JAN ᒎᓐᓄᐊᓇ	FEB ᓈᕝᕗᐊᓇ	MAR ᒫᕐᓯ	APR ᐃᑉᓇᓕ	MAY ᒪᐃ	Total ᑲᑎᑦᑐᑦ Tamakiklugin
Recall Period	ᐅᑎᕐᕕᐅᔪᑦ	**Pigiakvia**													
≤ 3 months	≤ 3 ᑕᕿᑦ	≤ tatkin pingahut	98	100	100	100	100	100	100	100	100	100	100	100	100
4-6 months	4-6 ᑕᕿᑦ	tatkin hitaman 6nut	2	0	0	0	0	0	0	0	0	0	0	0	0
> 6 months	> 6 ᑕᕿᑦ	> 6 tatkin	0	0	0	0	0	0	0	0	0	0	0	0	0

TABLE/ᓇᓗᓇᐃᔭᐅᑦ/NAUNAIKUTA 214

Number of hunters harvesting each species — **Year 5 (June 2000 - May 2001)**

ᖃᑦᓯᐅᓂᖏᑦ ᐊᖑᓇᓱᒃᑏᑦ ᐊᖑᓇᓱᒃᐸᑦᑐᑦ ᐊᑐᓂᒃ ᐆᒪᔪᕐᓂᒃ — **ᐊᒡᕐᒍ 5 (ᔫᓂ 2000 - ᒪᐃ 2001)**

Amigaitiginigin angunahukpaktun anguvaktaitlu kanugitugiagin — **Ukiunga 5 (June 2000 - May 2001)**

Month/ᑕᕝᕙᖓ/Tatkia			JUN ᔫᓂ	JUL ᔪᓚᐃ	AUG ᐊᐅᒡᒍᑎ	SEP ᓱᑎᒡᐱᕆ	OCT ᐅᑦᑐᐱᕆ	NOV ᓄᓇᒡᐱᕆ	DEC ᑏᓯᒡᐱᕆ	JAN ᒎᓐᓄᐊᕆ	FEB ᕕᖕᐅᐊᕆ	MAR ᒪᑦᓯ	APR ᐃᑦᕆᓕ	MAY ᒪᐃ	Total ᑲᑎᑦᑐᑦ Tamakiklugin
Species	**ᐆᒪᔪᑦ**	**Umajuin**													
Caribou	ᑐᒃᑐᐃᑦ	Tuktut	9	14	69	65	5	5	49	57	80	51	70	67	146
Polar bear#	ᓇᓄᐃᑦ#	Nanuit#	n/d	n/d	n/d	n/d	n/d	n/d	n/d	n/d	n/d	n/d	n/d	n/d	n/d
Wolf	ᐊᒪᕈᐃᑦ	Amagut								1	1	1			3
Coloured fox	ᖃᑯᖕᖏᑦᑐᑦ ᑎᕆᒐᓐᓂᐊᑦ	Kalaliit tigiganiat							1	1	1				2
Arctic hare	ᐅᑲᓖᑦ	Ukalik				2	4	11	11	6	1	1			16
Seals	ᓱᖁᑯᓖᑦ	Natiit					1	1							1
Ringed seal	ᓇᑦᓱᑦ	Natiinat	79	99	103	89	53	53	24	43	54	33	41	66	143
Bearded seal	ᐅᒡᔪᐃᑦ	Ukyuk		9	1	4	1		1				1		15
Harp seal	ᖃᐃᕈᓖᑦ	Qairulik				1	1	7							8
Walrus	ᐊᐃᕕᑦ	Akvik		3		2									5
Narwhal	ᑑᒫᓖᑦ ᕿᓚᓗᒐᑦ	Tuugaak		40										1	41
Beluga	ᖃᑯᑦᑕ ᕿᓚᓗᒐᑦ	Kilalugak		23	2										24
Snow goose	ᑲᖑᐃᑦ	Kanguq	1												1
Canada goose	ᓂᑦᓖᑦ	Nikliknik	1			1								3	4
Eider duck	ᒥᑏᑦ	Kingalik	9	1	4	4	4	10							25
Ptarmigan	ᐊᕿᒡᒋᑦ	Akilgik					6	19	43	8	2	1			47
Duck eggs	ᒥᑏᑦ ᒪᓐᓂᖏᑦ	Tinmiat manniit	9	1											10
Arctic char	ᐃᖃᓗᒃᐲᑦ	Ikaliviit	66	127	69	7	5	6	31	23	28	32	64	88	159
Cod	ᐆᒪᐃᑦ	Ugak			1				1						2

‡‡ No data are available corresponding to the harvest numbers shown in the harvest estimates table which were provided by DSD.

‡‡ ᑎᑎᕋᕐᒪᔪᓂᒃ ᐱᑕᖃᖏᑦᑐᖅ ᐱᒃᔪᑎᓕᓐᓂᒃ ᐊᖑᔭᑦ ᖃᑦᓯᐅᓂᖏᓐᓄᑦ ᐊᓚᒃᑲᐅᒪᔪᓄᑦ ᐊᖑᔭᓄᑦ ᓇᓚᐅᕐᓗᑎᓂ ᑐᓂᔭᖏᓐᓂ ᐃᑯᐱᕐᕕᓕᕆᔨᑦ.

‡‡ Nahagauhimaitut titigakhimajunik pitman kanuk anguaukatakhimajunik kanukitunit pijaumajut ikupiktulikijinik.

TABLE/ᓇᓗᓇᐃᔭᐅᑦ/NAUNAIKUTA 215

Annual harvest estimates and five-year mean

All Years (June 1996 - May 2001)

ᐊᒻᕋᒍᑕᒫᑦ ᐊᖑᔭᓄᑦ ᓇᓚᐅᑦᑐᕈᑏᑦ ᐊᒻᒪᓗ ᑕᓪᓕᒪᓄᑦ-ᐊᒻᕋᒍᓄᑦ ᐊᔾᔨᒌᓕᕐᑎᓯᒪᔪᑦ ᑕᒪᐃᓐᓄᑦ ᐊᒻᕋᒍᓄᑦ (ᓘᓂ 1996 - ᒪᐃ 2001)

Study Year/ᖃᐅᔨᓴᕐᕕᒃ ᐊᒻᕋᒍ/Ihivgiukimayut Ukiumi			1	2	3	4	5	Mean ᐊᔾᔨᒌᓕᕐᑎᓯᒪᔪᑦ Amigaitkiyait
			96/97	97/98	98/99	99/00	00/01	
Species	ᐆᒪᔪᑦ	**Umajuin**						
Caribou[1]	ᑐᒃᑐᐃᑦ[1]	Tuktut[1]	1,840	1,833	2,640	1,790	2,387	2,098
Polar bear[2]	ᓇᓄᐃᑦ[2]	Nanuit[2]	15	12	14	11	9	12
Wolf[3]	ᐊᒪᕈᐃᑦ[3]	Amagut[3]	10	13	6	11	6	9
Arctic fox	ᑎᓇᒐᓐᓂᐊᑦ	Tigiganiat	29	0	0	5	0	7
Coloured fox	ᖃᑯᓐᖏᑦᑐᑦ ᑎᓇᒐᓐᓂᐊᑦ	Kalaliit tigiganiat	12	4	0	10	16	8
Arctic hare	ᐅᑲᓖᑦ	Ukalik	30	43	36	85	186	76
Seals (unspecified)	ᓯᖃᑯᓖᑦ	Natiit	195	0	0	0	2	39
Ringed seal[4]	ᓇᑦᓱᑦ[4]	Natiinat[4]	7,698	6,567	6,248	5,368	4,608	6,098
Bearded seal	ᐅᒃᔪᐃᑦ	Ukyuk	213	78	76	32	20	84
Harp seal[5]	ᖃᐃᕈᓖᑦ[5]	Qairulik[5]	1,309	188	125	11	24	331
Hooded seal	ᐊᐸᐃᑦ	Nahakakaktutut ittut natiit	0	163	2	1	0	33
Walrus[6]	ᐊᐃᓈᑦ[6]	Akvik[6]	15	25	12	15	15	16
Narwhal[7]	ᑑᒫᓖᑦ ᕿᓚᓗᒐᑦ[7]	Tuugaak[7]	68	4	12	35	51	34
Beluga[8]	ᖃᑯᕐᑦ ᕿᓚᓗᒐᑦ[8]	Kilalugak[8]	54	41	12	35	35	35
Bowhead	ᐊᕐᕕᒃ	Aivik	0	0	1	0	0	<1
Snow goose	ᑲᖑᐃᑦ	Kanguq	0	0	0	0	7	1
Canada goose[9]	ᓂᕐᓖᑦ ᐅᓗᐊᒍᓖᑦ[9]	Nikliknik[9]	348	75	10	12	11	91
Eider duck[10]	ᒥᑏᑦ[10]	Kingalik[10]	2,752	1,607	1,039	709	379	1,297
Thick-billed murre	ᐊᑉᐸᐃᑦ	Thick-billed murre	4	0	0	0	0	1
Ptarmigan	ᐊᕿᒻᒋᑦ	Akilgik	1,608	3,007	469	582	1,444	1,422
Eggs (unspecified)	ᒪᓐᓃᑦ	Manniit	276	114	0	0	0	78
Duck eggs	ᒥᑏᑦ ᒪᓐᓂᖅᑦ	Tinmiat manniit	2,884	3,423	2,194	2,510	360	2,274
Arctic char[11]	ᐃᖃᓗᒃᐲᑦ[11]	Ikaliviit[11]	44,007	32,654	33,897	31,192	33,574	35,065
Cod	ᐆᒪᐃᑦ	Ugak	493	1,260	0	1,004	74	566
Sculpin	ᑲᓇᔪᐃᑦ	Kanayuk	2	163	0	0	0	33
Turbot[12]	ᖃᓕᕐᓖᑦ[12]	Nataarnak[12]	7,900	4,179	2,157	12,338	0	5,315
Clams	ᐊᒻᒧᒪᔪᑦ	Uviluq	4,715	0	0	292	0	1,001

[1-12]: See page 339 for community feedback and other sources of data.

[1-12]: ᑕᑯᒃ ᒪᕐᐱᑐᒐᖅ 341 ᓄᓇᓖᑦ ᑭᐅᔪᑎᖅᑦ ᐊᒻᒪᓗ ᐊᓯᖅᑦ ᐱᕐᕕᐅᔪᑦ ᓈᒐᐅᑎᓂᒃ.

[1-12]: Takulugu makpigaak 343 nunanit kiutjutinganik ovalo aalanik naunaiyautainik.

6.1.9

TABLE/ᓇᓗᓇᐃᔭᐅᑦ/NAUNAIKUTA 216

Annual hunter response — **All Years (June 1996 - May 2001)**

ᐊᒻᕐᒍᑕᒫᑦ ᐊᖑᓇᓱᒃᑏᑦ ᑭᐅᓂᖏᑦ — **ᑕᒪᐃᓐᓄᑦ ᐊᒻᕐᒍᓄᑦ (ᓱᓂ 1996 - ᒪᐃ 2001)**

Angujauvaktu — **Tamamik ukiuni (June 1996 - May 2001)**

Study Year/ᖃᐅᔨᓴᕐᕕᒃ ᐊᒻᕐᒍ/Ihivgiukimayut Ukiumi			1	2	3	4	5	Total ᑲᑎᕐᑐᑦ Tamakiklugin
			96/97	97/98	98/99	99/00	00/01	
Hunter Response Categories	**ᐊᖑᓇᓱᒃᑏᑦ ᑭᐅᓂᖏᑦ ᐊᒻᒍᕐᓯᒪᓂᖏᑦ**	**Angunahukpaktun Kiujait**						
Monthly hunter list	ᑕᕿᑕᒫᑦ ᐊᖑᓇᓱᒃᑏᑦ	Tatkitaman angunahuktut titigait	184	191	194	197	194	224*
Hunters interviewed	ᐊᖑᓇᓱᒃᑏᑦ ᐊᐱᕐᓱᕐᑕᑦ	Angunahuktin apikhuktan	178	179	185	185	184	218*
Harvested	ᐊᖑᓇᓱᒃᑐᒥᓃᑦ	Angujaujut	168	173	180	175	176	214*
Response Rate (%)	ᑭᐅᔪᑦ ᖃᑦᓱᐅᓂᖏᑦ (%)	Kiujut (%)	62	79	89	83	84	79**

* Hunters registered/interviewed/harvested at least once during the study.
** Mean annual response rate.

* ᐊᖑᓇᓱᒃᑏᑦ ᐊᑎᓕᐅᕐᒪᔪᑦ/ᐊᐱᕐᓱᕐᑕᑦ/ᐊᖑᓇᓱᒃᑐᒥᓃᑦ ᖃᐅᔨᓴᕐᓂᖏ. ᐊᑕᐅᓯᐊᕐᓗᐊᕐᑐᑎᒃ
** ᐊᔾᔨᒌᓕᑎᓯᒪᔪᑦ ᐊᒻᕐᒍᑕᒫᑦ ᑭᐅᔪᑦ.

* Angunahuktin atiliukhimajut/apikhiktaunikut/anguhimajut talvani kaujihatatiplugin.
** Atjikilirhimajut ukiumun kiutjutaujut.

TABLE/ᓇᓗᓇᐃᔭᐅᑦ/NAUNAIKUTA 217

Recall period between harvest and interview, expressed as % of total harvest records — **All Years (June 1996 - May 2001)**

ᐅᑎᕐᕕᐅᔪᑦ ᐊᑯᕐᖓᓂ ᐊᖑᓇᓱᓐᓂᖓᑕ ᐊᒻᒪᓗ ᐊᐱᕐᓱᕐᑕᐅᓂᖓᑕ, ᓇᓗᓇᐃᕐᑕᑦ ᐃᒫᒃ % ᑲᑎᑦᑐᑦ ᐊᖑᓇᓱᒃᑕᑦ ᑎᑎᕐᕐᑕᐅᒪᔪᑦ — **ᑕᒪᐃᓐᓄᑦ ᐊᒻᕐᒍᓄᑦ (ᓱᓂ 1996 - ᒪᐃ 2001)**

Angunahuktin apikhuktaujut, iluakhagaujutl % tamakiklugit angujauhimajut umajut — **Tamamik ukiuni (June 1996 - May 2001)**

Study Year/ᖃᐅᔨᓴᕐᕕᒃ ᐊᒻᕐᒍ/Ihivgiukimayut Ukiumi			1	2	3	4	5	Total ᑲᑎᕐᑐᑦ Tamakiklugin
			96/97	97/98	98/99	99/00	00/01	
Recall Period	**ᐅᑎᕐᕕᐅᔪᑦ**	**Pigiakvia**						
≤ 3 months	≤ 3 ᑕᕿᑦ	≤ tatkin pingahut	99	100	100	100	100	100
4-6 months	4-6 ᑕᕿᑦ	tatkin hitaman 6nut	0	0	0	0	0	0
> 6 months	> 6 ᑕᕿᑦ	> 6 tatkin	0	0	0	0	0	0

TABLE/ᓇᓗᓇᐃᔭᐅᑦ/NAUNAIKUTA 218

Number of hunters harvesting each species

ᖃᑦᓯᐅᓂᖏᑦ ᐊᖑᓇᓱᒃᑏᑦ ᐊᖑᓇᓱᒃᐸᑦᑐᑦ ᐊᑐᓂᒃ ᐆᒪᔪᕐᓂᒃ

Angunahuktin angutivaktun umajunik

All Years (June 1996 - May 2001)

ᑕᒪᐃᓐᓄᑦ ᐊᒃᕋᒍᓄᑦ (ᔫᓂ 1996 - ᒪᐃ 2001)

Tamamik ukiuni (June 1996 - May 2001)

Study Year/ᖃᐅᔨᓴᕐᕕᒃ ᐊᒃᕋᒍ/Ihivgiukimayut Ukiumi			1	2	3	4	5	Total ᑲᑎᑦᑐᑦ Tamakiklugin
			96/97	97/98	98/99	99/00	00/01	
Species	**ᐆᒪᔪᑦ**	**Umajuin**						
Caribou	ᑐᒃᑐᐃᑦ	Tuktut	123	129	156	146	146	203
Polar bear‡‡	ᓇᓄᐃᑦ‡‡	Nanuit‡‡	n/d	n/d	n/d	n/d	n/d	n/d
Wolf	ᐊᒪᕈᐃᑦ	Amagut	5	6	4	6	3	15
Arctic fox	ᑎᓇᒐᓐᓂᐊᑦ	Tigiganiat	9			1		10
Coloured fox	ᖃᑯᓐᖏᑦᑐᑦ ᑎᓇᒐᓐᓂᐊᑦ	Kalaliit tigiganiat	5	1		2	2	9
Arctic hare	ᐅᑲᓖᑦ	Ukalik	13	8	14	10	16	40
Seals (unspecified)	ᓯᖕᑯᓖᑦ	Natiit (unspecified)	1				1	2
Ringed seal	ᓇᑦᓱᑦ	Natiinat	153	163	171	151	143	208
Bearded seal	ᐅᒃᔪᐃᑦ	Ukyuk	36	33	43	18	15	91
Harp seal	ᖃᐃᕈᓖᑦ	Qairulik	55	43	26	4	8	92
Hooded seal	ᐊᐸᐃᑦ	Nahakakaktutut ittut natiit		22	2	1		24
Walrus	ᐊᐃᓈᑦ	Akvik	2	8	5	7	5	21
Narwhal	ᑑᒫᓖᑦ ᕿᓚᓗᒐᑦ	Tuugaak	15	2	6	19	41	61
Beluga	ᖃᑯᑦᑕᑦ ᕿᓚᓗᒐᑦ	Kilalugak	23	21	11	26	24	74
Bowhead	ᐊᕐᕕᒃ	Aivik			1			1
Snow goose	ᑲᖑᐃᑦ	Kanguq					1	1
Canada goose	ᓂᕐᓖᑦ ᐅᓗᐊᒍᓐᓖᑦ	Nikliknik	17	21	6	3	4	44
Eider duck	ᒥᑏᑦ	Kingalik	73	71	58	66	25	128
Thick-billed murre	ᐊᑉᐸᐃᑦ	Thick-billed murre	1					1
Ptarmigan	ᐊᕿᒐᑦ	Akilgik	63	69	21	20	47	116
Eggs (unspecified)	ᒪᓐᓃᑦ	Manniit (unspecified)	5	2				7
Duck eggs	ᒥᑏᑦ ᒪᓐᓂᖏᑦ	Tinmiat manniit	26	42	38	63	10	104
Arctic char	ᐃᖃᓗᒃᐲᑦ	Ikaliviit	149	133	154	153	159	208
Cod	ᐆᒐᐃᑦ	Ugak	3	4		1	2	8
Sculpin	ᑲᓇᔪᐃᑦ	Kanayuk	1	1				2
Turbot	ᖃᓕᕋᓖᑦ	Nataarnak	12	7	3	12		20
Clams	ᐊᒃᒧᒪᔪᑦ	Uviluq	6			2		8

‡‡ No data are available corresponding to the harvest numbers shown in the harvest estimates table which were provided by DSD.

‡‡ ᑎᑎᕋᓯᒪᔪᓂᒃ ᐱᑕᖃᖏᑦᑐᖅ ᐱᔾᔪᑎᓕᓐᓂᒃ ᐊᖑᔭᑦ ᖃᑦᓯᐅᓂᖏᓐᓄᑦ ᐊᓚᒃᑲᐅᒪᔪᓄᑦ ᐊᖑᔭᓄᑦ ᓇᓚᐅᑦᓴᕈᑎᓂ ᑐᓂᔭᖏᓐᓂ ᐃᑯᐱᕐᕕᓕᕆᔨᑦ.

‡‡ Nahagauhimaitut titigakhimajunik pitman kanuk angujaukatakhimajunik kanukitunit pijaumajut ikupiktulikijinik.

6.1.9

6.1.9 Community Results Discussion: Pangnirtung

The survey frame:

An assessment of under-enumeration during the community visit revealed that there were approximately 69 hunters who were not registered in the Harvest Study. Sixty-eight of these were Inuit - 61 occasional hunters and seven active hunters. Many of these unregistered hunters were women. It is estimated that there was one non-Inuit occasional hunter with assigned hunting rights who was not registered. As discussed in Section 5.2.1 the effect of this under-enumeration would have led to a downward bias of the harvest estimates. Given that these unregistered hunters represent 24 percent of the total hunter population (Table 10) the effect of this bias on harvest estimates could be significant. Harvest estimates for the unregistered hunters can be estimated using mean harvest quantities for each species by strata. However, these estimates, having their own sources of error and bias, are beyond the scope of this Final Report. Readers may apply to NWMB to obtain the results of these calculations.

Survey coverage and non-response bias:

Response rates in year 1 of the study were quite low in some months in Pangnirtung, dropping below 50% in four of these months and below 20% in two of these months. Response rates in other years were generally much higher. However response rates of the intensive stratum were lower than the other two strata in many months and dropped below 50% from October to December 1997 (year 2). As seen in Table 9 the consistent intentional non-response rate in Pangnirtung was relatively low, at 3.1%, and was not thought to be a potential source of non-response bias.

Response rates were felt to be high enough and non-response bias low enough during most months of years 2 to 5 to ensure that n did in fact constitute a sufficiently representative sample of N hunters. Readers should exercise caution when using the data collected during year 1 of the study and during the winter of year 2 since the potential for both sampling error and non-response bias increases as response rates fall.

Measurement issues and response error:

There were no specific incidents of measurement error brought up during the community visit. However, readers should refer to Section 5.4 for a thorough discussion of this issue.

As seen in the recall period tables, the vast majority of harvest records were collected within three months of the harvest, thereby minimizing recall error.

As noted in the comments associated with arctic char and turbot below, there was commercial harvesting of both of these species during the study. It appears that harvest estimates for char do include some of the commercial harvest and should be considered too high if only considering the subsistence harvest of the community. However, since the turbot fishery is primarily commercial and there is very little subsistence harvest, it is felt that most of the harvest shown in the data tables represents commercial fishing. There were some records of char, cod and turbot recorded as commercial by the Fieldworker. These records were removed from the database and can be viewed in Table 4.

Community feedback and other sources of data:

1. **Caribou:** Caribou harvesting consisted of barren-ground caribou. Harvest estimates seem accurate (C.F.).
2. **Polar bear:** Numbers displayed are not estimates but confirmed harvest numbers supplied by DSD (DSD PB).
3. **Wolf:** Harvest estimates seem too low, only a small number of hunters harvest wolves, so if some of these hunters were not interviewed harvest estimates would be low. DSD records show only 1 wolf pelt purchased in 1999/2000 (year 4) of the study (DSD FB).
4. **Ringed seal:** Although harvest estimates for ringed seal declined throughout the study, the HTO Board reported that the actual harvest of ringed seals increased over this time period and that these latter estimates seem too low (C.F.). DSD records show that in 1999/2000 (year 4), 1393 pelts were purchased from Pangnirtung hunters; in 2000/2001 (year 5), 1010 pelts were purchased indicating a decline in the number of pelts purchased from year 4 to year 5 (note that DSD data are based on harvest years that run from July to June, whereas Harvest Study data are based harvest years that run from June to May) (DSD FB).

5 **Harp seal:** The harvest estimate in year 1 seems high (C.F.) and may be related to the very low participation rates early in this study year.

6 **Walrus:** With the exception of year 2 which seems accurate, other harvest estimates appear too low (C.F.).

7 **Narwhal:** The community annual quota was 40 animals. The harvest estimate in year 1 seems too high (C.F.) which again may be related to the low response rates early in this year resulting in a high degree of non-response bias. DFO reports the following harvest numbers for narwhal (note that DFO data are based on fiscal years, whereas Harvest Study data are based on harvest years that run from June to May) (DFO N/B):

96/97	97/98	98/99	99/00	00/01
19	2	2	41	50

8 **Beluga:** The community annual quota was 35 animals. The harvest estimate in year 1 seems too high (C.F.), again this is likely related to low response rates early in the year. Harvest estimates in years 3 and 4 seem too low but estimates in years 2 and 5 appear to be accurate (C.F.). DFO reports the following harvest numbers for beluga (note that DFO data are based on fiscal years, whereas Harvest Study data are based on harvest years that run from June to May) (DFO N/B):

96/97	97/98	98/99	99/00	00/01
41	47	35	50	37

9 **Canada goose:** Although the harvest estimate in year 1 seems too high, estimates in other years appear somewhat low (C.F.).

10 **Eider duck:** Common eiders are more abundant in the area and are harvested in larger numbers than king eiders. Harvest estimates in years 4 and 5 seem low (C.F.).

11 **Arctic char:** There is a significant amount of commercial char fishing in lakes around Pangnirtung (DFO F). It is felt that some of the commercial harvest was likely reported during the Harvest Study but that the majority was not. The harvest estimates shown are thought to include most of the subsistence harvest and a small portion of the commercial harvest. This is based on an assessment of the harvest estimates and on the fact that only a small number of the commercial fishermen in the community reported during the study (C.F.).

12 **Turbot:** Most turbot fishing is commercial so the majority of the harvest estimates shown would represent commercial fishing. It is felt that, for the reasons discussed above relating to arctic char, these estimates represent only a small portion of the actual commercial harvest of turbot taken each year (C.F.).

6.1.9 ᓄᓇᓕᓐᓂ ᓴᖅᑭᑕᐅᔪᓂᒃ ᐅᖃᖃᑎᒌᕈᑎᑦ: ᐸᖕᓂᖅᑑᖅ

ᖃᐅᔨᓴᕐᓂᐅᑉ ᐊᖅᑭᐅᒪᓂᖓ:

ᕿᒥᕐᕈᔭᐅᑎᓪᓗᒋᑦ ᐊᑎᓕᐅᕆᓐᖏᓗᐊᖅᐸᓂᐅᔪᑦ ᓄᓇᓕᑦ ᐳᓚᕋᖅᑕᐅᑎᓪᓗᒋᑦ ᑕᑯᑎᑦᓯᓚᐅᖅᑐᑦ ᑕᒫᓂ 69%ᒍᔪᑦ ᐊᖑᓇᓱᒃᑎᑦ ᐊᑎᖃᖃᑕᐅᓚᐅᖏᓐᓂᖏᓐᓂᒃ ᖃᐅᔨᓴᕐᓂᕐᒧᑦ. 68%ᒍᓪᓗᑎᒃ ᐃᓄᐃᑦ - 61%ᖏᑦ ᖃᑯᑎᒃᑯᑦ ᐊᖑᓇᓱᑎᐅᓪᓗᑎᒃ ᐊᒻᒪ 7%ᒍᓪᓗᑎᒃ ᐊᖑᓇᓱᑎᒻᒪᕆᑦ ᐊᒃᓱᒃᑲᓪᓗ. ᐅᓄᖅᑐᑦ ᑕᒪᒃᑯᐊ ᐊᕐᓇᐅᑎᐅᓚᐅᖅᑐᑦ. ᐃᓱᒪᒋᔭᐅᓯᒪᔪᖅ ᐊᑕᐅᓯᐅᓚᐅᕐᓂᖓᓂᒃ ᐃᓅᖏᑦᑐᖅ ᖃᑯᑎᒃᑯᑦ ᐊᖑᓇᓱᐸᐸᑦᑐᖅ ᑐᓂᔭᐅᓯᒪᓪᓗᓂ ᐊᖑᓇᓱᓐᓇᐅᒻᒥᒃ ᐊᑎᖃᖃᑕᐅᖏᑦᑐᓂ. ᐅᖃᐅᓯᐅᒻᒪᑕ ᓈᓴᐅᑎᒥ 5.2.1 ᑕᒪᑐᒪ ᐊᑎᓕᐅᕆᓐᖏᓗᐊᕈᑎᐅᑉ ᐱᒍᑕᐅᓂᖓ ᐊᑦᑎᑑᓪᓕᑎᑦᓯᒪᒐᔭᖅᑐᐃᑦ ᐆᒪᔪᖅᑕᐅᑯᑦᑐᑦ ᖃᑦᓯᐅᑯᓐᓂᖏᓐᓂᒃ. ᐃᓱᒪᒋᔭᐅᓪᓗᒍ ᑕᒪᒃᑯᐊ ᐊᑎᖃᖃᑕᐅᓐᖏᑦᑐᐃᑦ 24%ᓇᒻᒪᒃᔪᒃ ᐊᖑᓇᓱᑎᐅᔪᓚᒫᓂ (ᓇᓕᖅᑲᖅ 10) ᐊᑦᑐᐃᒍᑕᐅᔪᓐᓇᕐᓂᖏᑦ ᐆᒪᔪᖅᑕᐅᑯᑦᑐᐃᑦ ᖃᑦᑎᐅᓂᖏᓐᓂᒃ ᐊᓯᓪᓗᐊᑲᓪᓚᐅᑐᐃᓐᓇᕆᐊᓕᒃ. ᐆᒪᔪᖅᑕᐅᑯᑦᑐᑦ ᐊᑎᖃᖃᑕᐅᖏᑦᑐᓄᑦ ᒥᑦᓴᐅᓯᖅᑕᐅᔪᓐᓇᖅᑐᑦ ᐊᑐᕐᓗᒋᑦ ᐆᒪᔪᖅᑕᐅᒡᒍᔪᒃᑐᐃᑦ ᖃᑦᑎᐅᑯᓐᓂᖏᑦ ᐊᑐᓂᑦ ᓂᕐᔪᑎᓄᑦ ᐊᒡᒍᖅᑕᐅᓯᒪᓂᖏᑎᒍᑦ. ᑭᓯᐊᓂ, ᑕᒪᒃᑯᐊ ᓈᓴᐅᑎᑦ ᐃᒻᒥᒍᑦ ᑕᒪᖅᓯᒪᐅᖅᑐᖃᕐᓗᐊᖅᑎᓪᓗᒋᑦ ᐃᓚᓕᐅᕆᓐᖏᓗᐊᕐᓂᖃᖅᑎᓪᓗᒋᓪᓗ, ᐅᖃᐅᓯᐅᔪᓐᓇᓗᐊᓐᖏᑦᑐᑦ ᐅᑯᓇᓂ ᐅᓂᒃᑳᓕᐊᖑᓯᒪᔪᐃᑦ ᑭᖑᓪᓕᖅᐹᖏᓐᓂ. ᐅᖃᓕᒫᖅᑐᑦ ᑐᑦᓯᕋᓐᓇᖅᑐᑦ ᐆᒪᔪᓕᓇᓗᑦᔪᐊᒃᑯᓐᓂᑦ ᐱᔪᒪᓐᓂᕈᑎᒃ ᓴᖅᑭᑕᐅᓯᒪᔪᓂᒃ ᓈᓴᐅᑎᓂᒃ.

ᖃᐅᔨᓴᖅᑕᐅᔪᑦ ᐊᒻᒪ ᐃᓚᓕᐅᕆᓐᓴᐅᑯᖏᑦᑐᑦ ᑭᐅᓐᖏᑦᑐᑦ:

ᑭᐅᑯᑦᑎᒋᓂᖏᑦ ᐅᑭᐅᖓᓐᓂ 1 ᖃᐅᔨᓴᕐᓂᐅᑉ ᐊᑦᑎᑦᑐᒃᑲᓪᓚᐅᖅᑐᑦ ᑕᖅᑭᑦ ᐃᓚᖏᓐᓂ ᐸᖕᓂᖅᑑᕐᒥ, ᑲᑎᑦᑐᑎᒃ 50% ᐊᑖᓄᑦ ᑕᖅᑭᐅᔪᓂ ᑎᓴᒪᓂᒃ ᐊᒻᒪᓗ 20% ᐊᑖᓄᑦ ᒪᕐᕉᓐᓂᒃ ᑕᖅᑭᐅᔪᓂ. ᑭᐅᑯᑦᑎᒋᓂᖏᑦ ᐅᑭᐅᓂ ᐊᓯᖏᓐᓂ ᖁᑎᓂᖅᓴᐅᓚᐅᔪᓚᐅᖅᑐᑦ. ᑭᓯᐊᓂ ᑭᐅᑯᑦᑎᒋᓂᖏᑦ ᐊᖑᓇᓱᑎᒻᒪᕆᑦ ᐊᒃᓱᒃᑲᓪᓗ ᐊᒡᒍᖅᑕᐅᓂᖃᖅᑐᑦ ᐊᑦᑎᓂᖅᓴᐅᓚᐅᖅᑐᑦ ᐊᓯᒥᑕ ᓴᓂᐊᓂ ᐊᒡᒍᖅᑕᐅᓂᖃᖅᑐᓂᑦᑕᐅᖅ ᑕᖅᑭᒐᓴᕐᓄᑦ ᐊᒻᒪᓗ ᑲᑕᔾᔪᒥᓂᓚᐅᖅᓯᒪᕐᓂᓪᓗᑎᒃ 50% ᐊᑖᓄᑦ ᐅᑦᑐᐱᓇᒥᑦ ᑎᓯᐱᓇᒧᑦ 1997ᒥ (ᐅᑭᐅᖓᓐᓂ 2). ᑕᑯᑎᑦᓯᒪᑕ ᓇᓕᖅᑲᒥ 9 ᐱᔭᕆᓪᓗᑎᒃ ᑭᐅᑦᑕᐃᓕᑦᓴᐃᓐᓇᑦᑐᑦ ᐸᖕᓂᖅᑑᕐᒥ ᐊᑦᑎᓗᐊᐸᓗᓚᐅᖅᑐᖅ, 3.1%ᒦᑦᑐᓂ, ᐊᒻᒪᓗ ᐃᓱᒪᒋᔭᐅᓚᐅᓐᖏᑦᑐᖅ ᐱᐅᑕᐅᑐᐃᓐᓇᕐᓂᖏᑦᑐᓂᒃ ᑭᐅᑯᓐᖏᑦᑐᓂᒃ ᐃᓚᓕᐅᕆᓐᖏᓗᐊᕐᓂᕐᒧᑦ.

ᑭᐅᑯᑦᑎᒋᓂᖏᑦ ᐊᒥᓲᑦᑎᐊᕐᓱᒋᔭᐅᓚᐅᖅᑐᑦ ᐊᒻᒪᓗ ᑭᐅᑯᓐᖏᑦᑐᑦ ᐅᓄᓗᐊᕐᑎᒃ ᑕᖅᑭᒃᓴᐅᔪᓂ ᐅᑭᐅᖏᓐᓂ 2ᒥᑦ 5ᒧᑦ ᑖᒃᑯᐊ ᐊᐱᖅᓱᖅᑕᐅᑯᑦᑐᑦ ᖃᑦᑎᐅᓂᖏᑦ ᒥᑦᓴᐅᓯᓯᒪᑦᑎᐊᕐᖏᓐᓂᒃ ᐊᖑᓇᓱᑎᓂᒃ ᐊᑎᖃᖃᑕᐅᔪᓂᒃ. ᐅᖃᓕᒫᖅᐸᑦᑐᑦ ᐅᔾᔨᖅᑐᒋᐊᖃᖅᑐᑦ ᐊᑐᓂᐊᕈᓂᒡᔪᒃ ᐊᓕᑦᑕᐅᓯᒪᔪᐃᑦ ᓄᐊᑕᐅᓯᒪᔪᑦ ᐅᑭᐅᖓᓐᓂ 1 ᖃᐅᔨᓴᕐᓂᐅᑉ ᐊᒻᒪᓗ ᐅᑭᐅᖓᑎᓪᓗᒍ ᐅᑭᐅᖓᓐᓂ 2 ᓄᐊᑕᐅᓯᒪᔪᑦ ᑕᒪᖅᓯᒪᐅᖅᑐᑦ ᐊᒻᒪᓗ ᑭᐅᑯᓐᖏᑦᑐᓂᒃ ᐃᓚᓕᐅᕆᓐᖏᓗᐊᕐᓂᑦ ᐱᑯᓕᓐᐊᓲᖑᒻᒪᑕ ᑭᐅᑯᑦᑎᒋᓂᖏᑦ ᑲᑕᔾᔪᒥᔭᕐᖓᑕ.

ᓱᖅᑯᐃᖅᓯᔾᔪᑎᓈᓕᖓᔪᑦ ᐊᒻᒪ ᑭᐅᔾᔪᑎᑦ ᑕᒻᒪᖅᓯᒪᐅᖅᑐᑦ:

ᑭᓯᒥᒃ ᓴᖅᑭᖅᑐᖃᓪᓚᑦᑖᓚᐅᖏᑦᑐᖅ ᑕᒻᒪᖅᓯᒪᐅᖅᑐᖃᓐᓂᕐᒪᖓᑦ ᐳᓚᕋᖅᑕᐅᑎᓪᓗᒋᑦ ᓄᓇᖃᖅᑐᑦ, ᑭᓯᐊᓂ, ᐅᖃᓕᒫᖅᑐᑦ ᖃᐅᔨᒋᐊᖅᑐᑦᓴᐅᕗᑦ ᓈᓴᐅᑎᒧᑦ 5.4 ᐅᖃᐅᓯᐅᑎᓪᓗᒍ ᑕᒪᓐᓇ.

ᑕᐃᒫᒃ ᑕᑯᑎᑦᓯᒪᑕ ᓇᓕᖅᑲᓃᑦᑐᑦ ᐊᑯᑦᑐᓂᖏᑕ ᐃᖅᑲᐅᒪᔭᕆᐊᖃᖅᐸᑦᑕᖏᑕ, ᐅᓄᖅᑐᒻᒪᕆᑦ ᐆᒪᔪᖅᑕᐅᑯᑦᑐᓄᑦ ᐊᓪᓚᑕᐅᓯᒪᔪᐃᑦ ᓄᐊᑕᐅᑯᓐᓚᐅᖅᑐᑦ ᑕᖅᑭᑦ ᐱᖓᓱᑦ ᑐᖓᒍᑦ, ᐳᐃᒍᔭᐃᒃᑯᑎᐅᒋᐊᖃᖅᓂᖅᑐᓂ.

ᓇᓗᓇᐃᖅᑕᐅᒻᒪᑦ ᐅᖃᐅᓯᒃᓴᐅᔪᓂ ᐃᖃᓗᐃᑦ ᒥᒃᓵᓄᑦ ᖃᓕᕋᓕᓐᓗ ᐊᑎᑦᑎᖕᓂ, ᑕᒪᒃᑮᖕᓂᒃ ᓂᐅᕈᑎᑦᓴᓂᐊᖅᑐᖃᖅᐸᓚᐅᖅᑐᖅ ᖃᐅᔨᓴᕐᓂᖃᕐᓂᖓᓂ. ᐃᖃᓗᒃᑕᐅᔪᒥᓂᑦ ᖃᑦᑎᐅᓂᖏᑦ ᐱᖃᓯᐅᑎᓯᒪᖃᑰᔨᒻᒥᔪᑦ ᓂᐅᕈᑎᑦᓴᓕᐊᒥᓂᕐᓂᒃ ᐃᓱᒪᒋᔭᐅᓯᐊᖃᖅᐳᓪᓗ ᖁᑦᑎᓗᐊᓇᐊᑦᓴᖏᓐᓂᒃ ᐃᓱᒪᒋᔭᐅᓚᐅᖅᑎᓪᓗᒋᑦ ᑭᓯᐊᓂ ᓂᕿᒃᓴᓯᐊᖑᓯᒪᔪᑦᑐᑦ ᓄᓇᓕᒻᒥ. ᑭᓯᐊᓂ, ᖃᓕᕋᓐᓂᐊᓐᓂᖅ ᓂᐅᕈᑎᑦᓴᒧᑦ ᑐᕌᖓᓪᓗᐊᕐᓂᖓ ᐱᓪᓗᒍ ᓂᕿᒃᓴᓯᐊᖑᓯᒪᔪᑦᑐᑦ ᓄᓇᓕᒻᒥ, ᐃᓱᒪᒋᔭᐅᔪᖅ ᑕᒪᕐᒥᒐᔭᒃ ᖃᓕᕋᓕᒃᑕᐅᔪᒥᓂᑦ ᓇᓕᖅᑲᓃᑦᑐᑦ ᓂᐅᕈᑎᑦᓴᓕᐊᖑᔪᒥᓂᐅᓂᖏᓐᓂᒃ. ᐊᓪᓚᓯᒪᔪᖅᐸᓚᐅᕐᒥᔪᖅ ᐃᖃᓗᓐᓂᒃ, ᐆᒪᕐᓂᓪᓗ ᐊᒻᒪ ᖃᓕᕋᓐᓂᒃ ᓂᐅᕈᑎᑦᓴᓕᐊᒥᓂᐅᓂᕐᖅᑕᓂᒃ ᐳᓚᕋᖅᑎᒧᑦ. ᑕᒪᒃᑯᐊ ᐊᓪᓚᓯᒪᔪᐃᑦ ᐲᖅᑕᐅᓚᐅᖅᑐᑦ ᐊᓪᓚᐅᓯᒪᔪᓂ ᐊᒻᒪ ᕿᒥᕐᕈᔭᐅᔪᓐᓇᖅᑐᑦ ᓇᓕᖅᑲᒥ 4.

ᓄᓇᓕᒻᒥ ᑭᐅᔾᔪᑎᑦ ᐊᒻᒪᓗ ᐊᓯᖏᑦ ᐊᓪᓚᐅᓯᒪᔪᑦ:

1. **ᑐᒃᑐᐃᑦ:** ᑐᒃᑐᐃᑦ ᓇᓱᖅᑐᖃᖏᑦᑐᒥᐅᑕᑦ ᐱᔭᐅᓯᑦᑐᑦ ᖃᑦᑎᐅᓂᖏᑦ ᓈᒻᒪᑦᑑᔭᖅᑐᑦ (C.F.).
2. **ᓇᓄᐃᑦ:** ᓈᓴᐅᑎᑦ ᑕᑯᔭᒃᓴᐅᔪᑦ ᒥᑦᓴᐅᓯᕈᑎᑐᐃᓐᓇᐅᖏᑦᑐᑦ ᑭᓯᐊᓂ ᓈᓴᖅᑕᐅᓯᒪᓪᓚᑖᖅᑐᑦ ᓄᓇᕗᑦ ᒐᕙᒪᒃᑯᑦ ᐃᑯᐱᕝᕕᓕᓇᔭᒃᑯᖏᓐᓂᑦ (DSD PB).
3. **ᐊᒪᕈᖅ:** ᐱᔭᐅᓯᑦᑐᑦ ᖃᑦᑎᐅᓂᖏᑦ ᐊᑦᑎᓗᐊᖅᑑᔭᖅᑐᑦ, ᖃᑦᑏᓐᓇᑯᓗᐃᑦ ᑭᓯᐊᓂ ᐊᒪᖅᑭᐊᖅᐸᑦᑐᑦ, ᑕᕝᕙ ᐃᓚᖏᑦ ᑕᒪᒃᑯᐊ ᐊᖑᓇᓱᐸᐸᑦᑐᑦ ᐊᐱᖅᓱᖅᑕᐅᓚᐅᖅᓯᒪᕐᓂᖏᒃᑯᑎᒃ ᐊᒪᕈᖅᑕᐅᔪᑦ ᖃᑦᑏᓐᓇᐅᓂᖅᓴᐅᔭᕋᔭᖅᑐᑦ. ᐃᑯᐱᕝᕕᓕᓇᔭᒃᑯᑦ ᐊᓪᓚᓯᒪᔪᖏᑦ ᑕᑯᑎᑦᓯᓯᒪᔪᑦ ᐊᑕᐅᓯᑐᐃᓐᓇᕐᒥᒃ ᓂᐅᕙᓚᐅᖅᑐᒥᓂᐅᓂᖏᓐᓂᒃ ᐊᒪᕈᖅᒥᒃ 1999/2000ᒥ (ᐅᑭᐅᖓᓐᓂ 4) ᖃᐅᔨᓴᕐᓂᖃᖅᑎᓪᓗᒍ (DSD FB).
4. **ᓇᕐᓯᑦ:** ᓇᕐᓯᖅᑕᐅᑯᑦᑐᑦ ᖃᑦᑎᐅᓂᖏᑦ ᓄᖑᓯᐸᓪᓕᐊᓚᐅᕋᓗᐊᖅᑎᓪᓗᒋᑦ ᖃᐅᔨᓴᕐᓂᐅᑉ ᐊᐅᓚᓂᓚᒫᖓᓂ, ᐊᖑᓇᓱᒃᑐᓕᓇᔭᑦ ᑲᑎᒪᔨᖏᑦ ᐅᖃᓚᐅᖅᑐᑦ ᓇᕐᓯᑦ ᐱᔭᐅᓪᓚᑖᖅᐸᓚᐅᖅᑐᑦ ᑕᒪᑐᒪᓂ ᐅᓄᖅᓯᒋᐊᓚᐅᕐᓂᖏᓐᓂᒃ ᑕᐃᒪᐃᒻᒪᓪᓗ ᑖᒃᑯᐊ ᑭᖑᓪᓕᐅᓂᖅᓴᐃᑦ ᒥᑦᓴᐅᓯᖅᑕᐅᓯᒪᔪᑦ ᐊᑦᑎᓗᐊᖅᑑᔭᖅᑐᑦ (C.F.). ᐃᑯᐱᕝᕕᓕᓇᔭᒃᑯᑦ ᐊᓪᓚᓯᒪᔪᖏᑦ ᑕᑯᑎᑦᓯᓯᒪᔪᑦ 1999/2000ᒥ (ᐅᑭᐅᖓᓐᓂ 4), 1393 ᕿᓯᑦ ᓂᐅᕕᖅᑕᐅᓚᐅᕐᓂᖏᓐᓂᒃ ᐸᖕᓂᖅᑑᔭᒥᐅᑦ ᐊᖑᓇᓱᑎᖏᓐᓂᑦ; 2000/2001ᒥ (ᐅᑭᐅᖓᓐᓂ 5), 1010 ᕿᓯᑦ ᓂᐅᕕᖅᑕᐅᓪᓗᑎᒃ ᖁᑦᑎᐅᓂᖏᑦ ᑕᑯᑎᑦᓯᓯᒪᑦᑎᐅᓪᓗᑎᒃ ᖃᑦᑏᓐᓇᖑᓯᐊᓚᐅᕐᓂᖏᑕ ᕿᓯᑦ ᓂᐅᕕᖅᑕᐅᔪᒥᓂᑦ ᐅᑭᐅᒥ 4 ᐅᑭᐅᒥᓗ 5ᒥ (ᖃᐅᔨᒪᑦ ᐃᒪᕐᒥᐅᑕᓕᓇᔭᒃᑯᑦ ᓈᓴᐅᑎᖏᑦ ᒪᓕᒻᒪᑕ ᑮᓇᐅᔭᖅᑑᑎᒋᕐᑦᑕᒥᑕ ᐅᑭᐅᖏᓐᓂᒃ, ᐆᒪᔪᖅᑕᐅᑯᑦᑐᓂᓪᓕ ᐊᓪᓚᓯᒪᔪᖏᑦ ᒪᓕᖓᕐᒪᑕ ᐱᒋᐊᕐᕕᖅᑐᑎᒃ ᔪᓂᒥᑦ ᒪᐃᒧᑦ) (DSD FB).

[5] **ᖃᐃᕈᓕᑦ:** ᖃᐃᕈᓕᒃᑕᐅᕙᑦᑐᒥᓂᑦ ᖃᑦᑎᐅᓂᖏᑦ ᐅᑭᐅᒥ 1 ᖁᑦᑎᓗᐊᖅᑑᔾᔭᖅᑐᑦ (C.F.) ᐊᒻᒪ ᐱᒍᑎᖃᖅᑰᖅᑐᖅ ᖃᑦᑏᓐᓇᐅᓗᐊᓚᐅᕐᓂᖏᓐᓄᑦ ᐃᓚᐅᔪᐃᑦ ᐅᑭᐅᒥ ᑕᐃᑲᓂ ᖃᐅᔨᓴᕐᓂᐅᓚᐅᖅᓯᒪᔪᒥ.

[6] **ᐊᐃᐃᑦ:** ᐱᖃᓯᐅᑎᖏᑦᑐᒍ ᐅᑭᐅᖅ 2 ᒥᑦᓴᐅᓯᒪᑦᑎᐊᖅᑰᖅᒪᑦ, ᐊᓯᖏᑦ ᐆᒪᔪᖅᑕᐅᕙᑦᑐᓄᑦ ᒥᑦᓴᐅᑕᐅᓯᒪᔪᑦ ᐊᑦᑎᓗᐊᖅᑑᔾᔭᖅᑐᑦ (C.F.).

[7] **ᑑᒐᓕᑦ:** ᓄᓇᓕᑦ ᐊᕐᕌᒍᓕᒫᒧᑦ ᑰᑕᖃᓚᐅᖅᑐᑦ 40ᓂᒃ. ᐊᓪᓚᓐᖑᐊᖅᑕᒥᓂᑦ ᖃᑦᑎᐅᓂᖏᑦ ᐅᑭᐅᒥ 1 ᖁᑦᑎᓗᐊᖅᑑᔾᔭᖅᑐᑦ (C.F.) ᐊᑦᑐᐊᔪᑦᓴᐅᓴᒥᔪᖅ ᑭᐅᑦᑎᒋᓂᖏᑕ ᐊᑦᑎᑦᑑᓂᖏᓐᓄᑦ ᐅᑭᐅᖅ ᐱᒋᐊᓕᓵᕐᓂᓇᓚᐅᖅᑕᖓᓄᑦ ᐃᓚᓕᐅᓇᓐᖏᓗᐊᕈᑕᐅᓕᖅᑐᓂ ᑭᐅᑦᓐᖏᑦᑐᓂᒃ. ᐃᒪᕐᒥᐅᑕᓕᓇᔨᒃᑯᓐᓄᑦ ᐊᓪᓚᑕᐅᓯᒪᔪᐃᑦ ᐅᑯᐊ ᓈᓴᐅᑎᑦ ᑑᒐᓕᒐᖅᑕᒥᓂᕐᓄᑦ (ᖃᐅᔨᒪᒋᑦ ᐃᒪᕐᒥᐅᑕᓕᓇᔨᒃᑯᑦ ᓈᓴᐅᑎᖏᑦ ᒪᓕᒻᒪᑕ ᑮᓇᐅᔭᖅᑑᑎᒋᑦᑦᑕᒥᑕ ᐅᑭᐅᖏᓐᓂᒃ, ᐆᒪᔪᖅᑕᐅᑦᑐᓂᓪᓗ ᐊᓪᓚᓯᒪᔪᖏᑦ ᒪᓕᖑᕐᒪᑕ ᐱᒋᐊᕕᖅᑐᑎᒃ ᔪᓂᒥᑦ ᒪᐃᒧᑦ) (DFO N/B):

96/97	97/98	98/99	99/00	00/01
19	2	2	41	50

[8] **ᕿᓚᓗᒐᐃᑦ:** ᓄᓇᓕᑦ ᐊᕐᕌᒍᑖᒪᖅᓯᐅᑎᖃᓚᐅᖅᑐᑦ ᑰᑕᖃᖅᑐᑎᒃ 35ᓂᒃ. ᕿᓚᓗᒐᖅᑕᐅᔪᒥᓂᑦ ᐅᑭᐅᒥ 1 ᐅᓄᓗᐊᖅᑑᔾᔭᖅᑐᑦ (C.F.), ᓱᓕᓗ ᑕᒪᓐᓇ ᐊᑦᑐᐊᓂᖃᖅᑰᖅᑐᖅ ᖃᑦᑏᓐᓇᐅᓚᐅᕐᓂᖏᓐᓄᑦ ᑭᐅᑦᑐᐃᑦ ᐅᑭᐅᖅ ᐱᒋᐊᓕᕋᑖᖅᑎᓪᓗᒍ. ᕿᓚᓗᒐᖅᑕᐅᑦᑐᑦ ᖃᑦᑎᐅᓂᖏᑦ ᐅᑭᐅᒥ 3 ᐊᒻᒪ 4 ᐊᑦᑎᓗᐊᖅᑑᔾᔭᖅᑐᑦ ᑭᓯᐊᓂᑦᑕᐅᖅ ᐅᑭᐅᖏᓐᓂ 2 ᐊᒻᒪ 5 ᓇᓚᐅᑦᓯᑦᑎᐊᖅᑑᔾᔭᖅᑐᑎᒃ (C.F.). ᐃᒪᕐᒥᐅᑕᓕᓇᔨᒃᑯᓐᓄᑦ ᐅᑯᐊ ᑎᑎᖅᑕᐅᓯᒪᔪᑦ ᓈᓴᐅᑎᑦ ᕿᓚᓗᒐᖅᑕᐅᑦᑐᓂᒃ (ᖃᐅᔨᒪᒋᑦ ᐃᒪᕐᒥᐅᑕᓕᓇᔨᒃᑯᑦ ᓈᓴᐅᑎᖏᑦ ᒪᓕᒻᒪᑕ ᑮᓇᐅᔭᖅᑑᑎᒋᑦᑦᑕᒥᑕ ᐅᑭᐅᖏᓐᓂᒃ, ᐆᒪᔪᖅᑕᐅᑦᑐᓂᓪᓗ ᐊᓪᓚᓯᒪᔪᖏᑦ ᒪᓕᖑᕐᒪᑕ ᐱᒋᐊᕕᖅᑐᑎᒃ ᔪᓂᒥᑦ ᒪᐃᒧᑦ) (DFO N/B):

96/97	97/98	98/99	99/00	00/01
41	47	35	50	37

[9] **ᓂᕐᓕᑦ:** ᓂᕐᓕᑦᑕᐅᔪᒥᓂᑦ ᖃᑦᑎᐅᓂᖏᑦ ᐅᑭᐅᖓᓐᓂ 1 ᐅᓄᓗᐊᖅᑑᔾᔭᕐᓗᐊᖅᑎᓪᓗᒋᑦ, ᐊᓯᖏᓐᓂ ᐅᑭᐅᓂ ᖃᑦᑎᐅᓂᖏᑦ ᐱᔭᐅᓚᑦᑐᒥᓂᑦ ᐊᑦᑎᓗᐊᖅᑑᔾᔭᖅᑐᑦ (C.F.).

[10] **ᒥᑎᑦ:** ᒥᑎᑦ ᐊᑐᐃᓐᓇᐅᓛᖑᔪᑦ ᖃᓂᒋᔭᖓᓂ ᐊᒻᒪᓗ ᐅᓄᓂᖅᓴᒻᒪᓇᑦ ᐱᔭᐅᓚᑦᑐᑎᒃ ᕿᖓᓕᑦ ᓴᓂᐊᓂ. ᒥᑎᖅᑕᐅᓚᑦᑐᒥᓂᑦ ᐅᑭᐅᖏᓐᓂ 4 ᐊᒻᒪ 5 ᐊᑦᑎᑦᑑᔾᔭᖅᑐᑦ (C.F.).

[11] **ᐃᖃᓗᐃᑦ:** ᐸᖕᓂᖅᑑᑉ ᐊᓯᓚᕐᖏᓐᓂ ᑕᓯᖃᐅᑦᓯᐊᖅᑐᖅ ᐃᖃᓗᓴᓯᕐᕕᐅᔪᓐᓇᖅᑐᓂᒃ ᓂᐅᕕᐊᑦᓴᓄᑦ (DFO F). ᐃᓱᒪᒋᔭᐅᔪᖅ ᐃᓚᖏᑦ ᓂᐅᕐᒋᑦᓴᓕᐊᒥᓂᑦ ᐃᖃᓗᐃᑦ ᐅᖃᖃᓯᐅᔾᔭᐅᔪᑦᓴᒥᓂᐅᓂᖏᓐᓂᒃ ᖃᐅᔨᓴᕐᓂᐅᔪᒧᑦ ᑭᓯᐊᓂ ᐅᓄᓂᖅᓴᐃᑦ ᑕᐃᒪᐃᓚᐅᖏᑦᑐᑦ. ᐃᖃᓗᒃᑕᐅᑦᑐᓄᑦ ᖃᑦᑎᐅᓂᖏᑦ ᐱᖃᓯᐅᑎᓂᖅᓴᐅᓇᓗᔭᐅᔪᑦ ᓂᕿᒃᓴᑉᐊᖑᔪᑦᑐᓂᒃ ᐃᓚᐃᓐᓇᑯᓗᖏᑦ ᓂᐅᕐᕈᑎᑦᓴᓂᐊᖅᑐᑎᒃ. ᑕᒪᓐᓇ ᒪᓕᑐᐃᓐᓇᖅᑐᖅ ᕿᒥᕐᕈᔭᐅᓯᒪᓂᖏᓐᓂᒃ ᐃᖃᓗᒃᑕᐅᑦᑐᓄᑦ ᓈᓴᐅᑎᑦ ᐊᒻᒪᓗ ᖃᑦᑏᓐᓇᑯᓗᐃᑦ ᐃᖃᓗᓴᓯᐸᑦᑐᑦ ᓂᐅᕐᕈᑎᑦᓴᓂᐊᖅᑐᑎᒃ ᐅᖃᐅᓯᖃᖅᐸᓚᐅᕐᓂᖏᓐᓂᒃ ᖃᐅᔨᓴᕐᓂᖃᖅᑎᓪᓗᒍ (C.F.).

[12] **ᖃᓕᕋᓕᑦ:** ᑕᒪᕐᒥᒐᓴᒃ ᖃᓕᕋᓕᑦᑕᐅᔪᑦᑐᑦ ᓂᐅᕐᕈᑎᑦᓴᐅᔫᒪᓐᓂᐊᐸᑦᑐᑦ ᑕᐃᒪᐃᒻᒪᑦ ᐅᓄᓂᖅᓴᐃᑦ ᖃᓕᕋᓕᒃᑕᐅᔪᑦᑐᑦ ᑕᑯᑎᑦᓯᒐᔭᖅᑐᑦ ᓂᐅᕐᕈᑎᐅᔪᒥᓂᕐᓂᒃ. ᐃᓱᒪᒋᔭᐅᔪᖅ, ᐅᖃᐅᓯᐅᖅᖃᐅᔪᑦ ᐱᓪᓗᒋᑦ ᐃᖃᓗᐃᑦ ᒥᑦᓴᓄᑦ, ᑕᒪᒃᑯᐊ ᓈᓴᐅᑎᑦ ᑕᑯᑎᑦᓯᑐᐃᓐᓇᕐᒪᑕ ᐃᓚᐃᓐᓇᑯᓗᐊᓂᒃ ᓂᐅᕐᕈᑎᑦᓴᓕᐊᖑᔪᑦᑐᐃᑦ ᐊᕐᕌᒍᑕᒫᑦ (C.F.).

6.1.9 Nunanit Iniktigutait Ukauhiit: Pangnirtung

Ihivgiuktit atugutait:
Ihivgiufaakhimayuni ataani naunaiyakhimayut nunani pulaakatakhimatitlugu takuhimayut 69nik umayukhiuktini titigakhimaitut Umayukhiukhimayut Ihivgiuhimayuni. 68kuyut tahapkoa Inuit – 61kuyut ilaani umayukhiukpaktut ovalo 7kuyut umayukhiukataktut. Amigaitut hapkoa titigakhimaitut aknauyut. Naunaiyakhimayuk atauhik Inuinaungituk ilaani umayukhiukpaktuk tuniyauhimayuk umayukhiugutinik inminiigutinik titigaktauhimaituk. Ukakhimayuk ilangani 5.2.1 ikpinagutait hamna ataani naunaiyautaini pilaaktuk ataani ihumagiyaini umayukhiukhimayut naunaiyautaini. Pihimamat hapkoa titigakhimaitut umayukhiuktit pihimamat 24%mik tamaaat umayukhiuktinit (ikpatauyak 10) ikpinagutait hapkoa ihumagiyait umayukhiukhimayut naunaiyautaini angiyut. Umaykhiukhimayut naunaiyautait titigakhimaitut umayukhiuktit naunaiyakhimalaat atuklugit anginikhait umayukhiukhimayut amigaitjutait tamamik umayuni aviktukhimalugit. Kihimi hapkoa naunaiyautait inminik pihimayut ihuinaagutait ovalo ihumagiyait avataaniitut hamani Iniktikhimayuni Tuhaktakhani. Taiguaktut apigilaat NWMBkunit piyumagumik iniktigutainik hapkoa naunaiyautainik.

Ihivgiukhimayut pihimayait ovalo kiuyuitut ihumagiyait:
Kiuhimayut naunaiyautait ukiumi 1mi ihivgiukhimayut mikiyut ilangit tatkikhiutini Pangniruumi, katakhimapluni ataanut 50%mik hitamani hapkoa tatkikhiutaini ovalo ataani 20%mik malguk hapkoa tatkikhiutaini. Kiuhimayut naunaiyautait aipaini ukiut angitkiyauyut. Kihimi kiuhimayut naunaiyautait umayukhiuginaktut aviktukhimayuni mikiyut aipainit malgunit aviktukhimayunit amigaituni tatkikhiutinit voalo katakhimayut ataani 50%mik Octobermit Decembermut 1997mi (ukiumi 2). Takukhauyut ikpatauyami 9mi pikataktut kiuyuitut naunaiyautait Pangnirtuumi mikiyut, 3.1%mik ovalo ihumagiyaungituk pilaaktuni pihimayut kiuyuitut ihumagiyaini.

Hiuhimayut naunaiyautait ihumgiyait angiyut ovalo kiuyuitut ihumagiyait mikiyut tatkikhiutini ukiuni 2mi ovalo 5mi piyaami nni pihimayut nakuuyunik ilaukatauyaami Nni umayukhiuktini. Taiguaktut piyukhat atugumik katitikhimayunik katitigutaini ukiumi 1mi ihivgiukhimayuni ovalo ukiumi ukiungani 2mi pilaamata tamamik uktukhimayut ihuinaagutaini ovalo kiuyuitut ihumagiyaini angiklivaktut kiuhimayut naunaiyautait katakpata.

Atugutingit ihumagiyait ovalo kiuhimayut ihuinaagutait:
Pihimaitut atugutingini ihuinaakhimayunik ukakhimaitut nunani pulaakhimatitlugit, Kihimi, taiguaktut takuyukhat ilangani 5.4 ukakatiginiakat hamna ihumagiyauyut.

Takuhimayut utiktitihimayuni ubluit ikpatauyani, amigaitut umayukhiukhimayut titigakhimayuni katitikhimayut iluani pingahut tatkikhiutini umayukhiukhimayuni, taimaimat mikiyut utiktihimayut ihuinaagutait.

Titigakhimayut ukakhimayuni mikhaanut ikaliviit ovalo turbot hamani, kinauyaliugutit umayukhiukhimayuni tamamik hapkoa umayut ihivgiukhimatitlugu. Takukhauyuk umayukhiukhimayut naunaiyautait ikaliviit ilauhimayut ilangit kinauyaliukhimayut umayukhiukhimayuni ovalo piyukhat angiyut ihumagiligumiuk atuktakhaini umayukhiuktaminik nunamini. Kihimi turbotni ikalukhiuktut kinauyaliugutaumat ovalo mikiyuumata atuktakhaminik umayukhiugutaini, ihumagiyut amigaitut takuyauhimayut katitikhimayuni ikpatauyami pihimayut kinauyaliukhimayut ikalukhiuktut. Pihimayut ilangit titigakhimayut ikaliviit, ugait ovalo turbot titigakhimayut kinauyaliugutauyut nunani havaktinit. Hapkoa titigakhimayut unguvakhimayut katitikhimayunit ovalo takulaaktut ikpatauyami 4mi.

Nunanit ukakhimayut ovalo aalat pihimayaini katitikhimayuni:

1. **Tuktuit:** Tuktut umayukhiukhimayut ilauyut nunani tuktut. Umayukhiukhimayut naunaiyautait nakuuyut (C.F.).
2. **Nanuit:** Amigaitjutait takukhauyut naunaiyautaungitut kihimi pihimayut umayukhimayut amigaitjutait tunihimayut DSDkunit (DSD PB).
3. **Amagut:** Umayukhiukhimayut naunaiyautait mikiyut, ikitut umayukhiuktit umayukhiuvaktut amagunik, taimaitpat ilangi hapkoa umayukhiuktit ukakatigingitpata umayukhiukhimayut naunaiyautait mikiniaktut. DSDkut titigakhimayait takuhimayut atauhik amaguk amia niuviktauhimayuk 1999/2000mi (ukiumi 4) ihivgiukhimayuni (DSD FB).
4. **Natiinat:** Umayukhiukhimayut naunaiyautait natiit katakhimayuk ihivgiukhimatitlugu, HTOkut katimayiit tuhaktitihimayut umayukhiukhimayut natiit amigaikhimayuk hamani ubluini ovalo hapkoa kinguliit naunaiyakhimayut mikiyut (C.F.). DSDkut titigagutait takuhimayut 1999/2000mi (ukiumi 4), 1,393nik aminik niuviktauhimayut Pangnirtuumit umayukhiuktinit; 2000/2001mi (ukiumi 5), 1,010nik aminik niuviktauhimayut naunaiyakhimayuk kataktitihimayut amigaitjutait amiit niuviktauhimayut ukiumi 4mit ukiumut 5mut (nalungilutit DSDkut katitikhimayait pihimayut umayukhiukhimayut ukiungit pivaktut Julymit Junemut, Umayukhiukhimayut Ihivgiugutait katitikhimayut pihimayut umayukhiukhimayuni ukingit pivaktut Junemit Maymut (DSD FB).

5 **Qairulik:** Umayukhiukhimayut naunaiyautait ukiumi 1mi angiyut (C.F.) ovalo pihimayunakhiyut ikitut ilaukatauyuni naunaiyautait pilihaaliktitlugu hamna ihivgiuktut ukiungani.

6 **Akviit:** Kihimi ukiumi 2mi nakuuyut, aipait umayukhiukhimayut naunaiyautait mikiyut (C.F.).

7 **Tuugaat:** Nunani ukiuk tamaat kotangit 40kuyut umayut. Umayukhiukhimayut naunaiyautait ukiumi 1mi angiyut (C.F.) pihimayunakhinmat ikitut kiuhimayut naunaiyautait pilihaaliktitlugu hamna ukiuk pipkakhimayait angiyut kiuyuitut ihumagiyani. DFOkut tuhaktitihimayut hapkoa umayukhiukhimayut amigaitjutait tugaaliit kilalugait (nalungilutit DFOkut katitikhimayait atukhimayut atuktaini ukiungini, Umayukhiukhimayut Ihivgiugutait katitikhimayut pihimayut umayukhiukhimayuni ukiungani pivaktut Junemit Maymut (DFO N/B).

96/97	97/98	98/99	99/00	00/01
19	2	2	41	50

8 **Kilalugait:** Nunai ukiuk tamaat kotangit 35kuyut umayut. Umayukhiukhimayut naunaiyautait ukiumi 1mi angiyut (C.F.), ilaa hamna pihimamat mikhaanut ikitut kiuhimayut naunaiyautait pilihaaliktitlugu ukiuk. Umayukhiukhimayut naunaiyautait ukiumi 3mi ovalo 4mi mikiyut kihimi naunaiyaytait ukiumi 2mi ovalo 5mi nakuuyut (C.F.). DFOkut tuhaktitiyait hapkoa umayukhiukhimayut amigaitjutait kilaluganik (nalungilutit DFOkut katitikhimayait pihimayut atuktaini ukiuni, Umayukhiukhimayut Ihivgiukhimayuni katitikhimayut pihimayut umayukhiukhimayuni ukiungani pivaktut Junemit Maymut) (DFO N/B):

96/97	97/98	98/99	99/00	00/01
41	47	35	50	37

9 **Uluaguliit:** Umayukhiukhimayut naunaiyautait ukiumi 1mi angiyut, naunaiyautait aipaini ukiuni naamaktut (C.F.).

10 **Tingmiat:** Mitiit amigaitut nunani ovalo umayukhiukpaktit amigaitunik kingalinit. Umayukhiukhimayut naunaiyautait ukiumi 4mi ovalo 5mi mikiyut (C.F.).

11 **Ikaliviit:** Amigaitut kinauyaliuktut ikaliviit ikalukhiukpaktuni tahini haniani Pangirtuumi (DFO F). Ihumavaktut ilangit kinauyaliugutit umayukhiuktut tuhaktitihimayut umayukhiukhimayut ihivgiuhimayuni kihimi amigaitut tuhaktitingitut. Umayukhiukhimayut naunaiyautait takukhauyut ihumagiyauyut ilauyut amigaitkiyaut atuktakhaini umayukhiukhimayaini ovalo mikiyut ilangit kinauyaliuktut umayukhiuktuni. Hamna pihimayuk ihivgiufaakhimayuni umayukhiukhimayut naunaiyautaini ovalo taimaimat mikiyut amigaitjutait kinauyaliuktut ikalukhiuktuni nunani tuhaktitivaktut ihivgiukhimatitlugit (C.F.).

12 **Nataarnak:** Amigaitut turbot ikalukhiugutait kinauyaliuktut, amigaitkiyait umayukhiukhimayut naunaiyautait takukhauut pihimayut kinauyaliuktunik ikalukhiuktunit. Ihumagiyut, pihimaut ukakhimayut hamani mikhaanut ikaliviit, hapkoa naunaiyautait takukhauyut mikiyut ilangit kinauyaliuktuni umayukhiukhimayut turbotni pivaktut tamaat ukiuni (C.F.).

TABLE/ᓇᓗᓇᐃᔭᐅᑦ/NAUNAIKUTA 219

Monthly harvest estimates
ᑕᕿᑕᒫᑦ ᐊᖑᔭᓄᑦ ᓇᓚᐅᑦᓵᕈᑏᑦ
Tatkiktamat nahaktauvaktun

Year 1 (June 1996 - May 1997)
ᐊᒻᕿᒍ 1 (ᔫᓂ 1996 - ᒪᐃ 1997)
Ukiunga 1 (June 1996 - May 1997)

Month/ᑕᕿᖓ/Tatkia			JUN ᔫᓂ	JUL ᔪᓚᐃ	AUG ᐊᐅᒻᒍᑎ	SEP ᓱᑎᒻᐱᕆ	OCT ᐅᑦᑐᐱᕆ	NOV ᓄᕕᒻᐱᕆ	DEC ᑏᓯᒻᐱᕆ	JAN ᒣᓐᓄᐊᕆ	FEB ᕖᕝᕗᐊᕆ	MAR ᒫᕿ	APR ᐃᑦᕆᓕ	MAY ᒪᐃ	Total ᑲᑎᑦᑐᒋᑦ Tamakiklugin ± 95% CI
Species	**ᐆᒪᔪᑦ**	**Umajuin**													
Caribou	ᑐᒃᑐᐃᑦ	Tuktut	61	37	268	68	142	318	21	231	278	301	226	218	2,169 ± 208
Polar bear‡	ᓇᓄᐃᑦ‡	Nanuit‡						3				7	2	4	16
Wolf	ᐊᒪᕈᐃᑦ	Amagut						3			6	7	1	3	20 ± 11
Arctic fox	ᑎᓇᒐᓐᓂᐊᑦ	Tigiganiat					2	14	2		74	51	5	2	150 ± 86
Coloured fox	ᖃᑯᓐᖏᑦᑐᑦ ᑎᓇᒐᓐᓂᐊᑦ	Kalaliit tigiganiat						14			11	7			32 ± 13
Arctic hare	ᐅᑲᓖᑦ	Ukalik			2	7	13	10		8	25	29	37	8	139 ± 29
Ringed seal	ᓇᑦᓱᑦ	Natiinat	553	266	170	194	320	134	11	101	112	175	119	156	2,311 ± 337
Bearded seal	ᐅᒡᔪᐃᑦ	Ukyuk		4	7	2	10								23 ± 9
Harp seal	ᖃᐃᕈᓖᑦ	Qairulik		4		4	15								23 ± 19
Hooded seal	ᐊᐸᐃᑦ	Nahakakaktutut ittut natiit			1										1 ± 2
Walrus	ᐊᐃᕕᑦ	Akvik		6	1										7 ± 6
Narwhal	ᑑᒫᓖᑦ ᕿᓚᓗᒐᑦ	Tuugaak	14	45	55	10								3	127 ± 34
Beluga	ᖃᑯᑦᑕᑦ ᕿᓚᓗᒐᑦ	Kilalugak		4		2									6 ± 5
Snow goose	ᑲᖑᐃᑦ	Kanguq	212	48	245	71								58	634 ± 186
Eider duck	ᒥᑏᑦ	Kingalik		2	3	19	18	11							53 ± 33
Black guillemot	ᐱᑦᓯᐅᓛᑦ	Black guillemot				2	3								5 ± 5
Ptarmigan	ᐊᕿᒻᒋᑦ	Akilgik		14		4	184	172	3	68	540	155	62	67	1,269 ± 391
Sandhill crane	ᑕᑎᒻᒐᕐᔪᐊᑦ	Tatilgaq			3										3 ± 3
Goose eggs	ᑲᖑᐃᑦ ᒪᓐᓂᖏᑦ	Uluaguliit manniit	391	53											444 ± 473
Thick-billed murre eggs	ᐊᑉᐸᐃᑦ ᒪᓐᓂᖏᑦ	Thick-billed murre eggs	453	2,212											2,665 ± 2,038
Arctic char	ᐃᖃᓗᒃᐲᑦ	Ikaliviit	32	1,289	2,660	28	1,046	3,493			536	481	504	275	10,344 ± 3,029
Cod	ᐆᒪᐃᑦ	Ugak	5												5 ± 8
Sculpin	ᑲᓇᔪᐃᑦ	Kanayuk	36	2											38 ± 64
Clams	ᐊᒻᒧᒪᔪᑦ	Uviluq			3										3 ± 3

‡ Polar bear data supplied by DSD.

‡ ᓇᓄᑦᓄᑦ ᑎᑎᕋᑕᒪᔪᑦ ᑐᓂᔭᖏᑦ ᐅᑯᐊ ᐃᑯᐱᕐᕕᓕᕆᔨᑦ.

‡ Nanuin nahagaumajut pijauhimajut Ikupiktulikijinik.

TABLE/ᓇᓗᓇᐃᔭᐅᑦ/NAUNAIKUTA 220

Monthly hunter response — **Year 1 (June 1996 - May 1997)**

ᑕᕿᑕᒫᑦ ᐊᖑᓇᓱᒃᑏᑦ ᑭᐅᓂᖏᑦ — **ᐊᒻᕐᒍ 1 (ᔪᓂ 1996 - ᒪᐃ 1997)**

Tatkiktaman pijauhimajut angunahuktinun — **Ukiunga 1 (June 1996 - May 1997)**

Month/ᑕᕿᖓ/Tatkia			JUN ᔪᓂ	JUL ᔪᓚᐃ	AUG ᐊᐅᒻᒍᑎ	SEP ᓱᑎᒻᐱᓇ	OCT ᐅᑦᑐᐱᓇ	NOV ᓄᓇᒻᐱᓇ	DEC ᑏᓯᒻᐱᓇ	JAN ᒎᓐᓄᐊᓇ	FEB ᓈᕝᐅᐊᓇ	MAR ᒪᕐᓯ	APR ᐃᕐᓇᓕ	MAY ᒪᐃ	Total ᑲᑎᑦᑐᑦ Tamakiklugin
Hunter Response Categories	ᐊᖑᓇᓱᒃᑏᑦ ᑭᐅᓂᖏᑦ ᐊᒻᒍᕐᓯᒪᓂᖏᑦ	**Angunahukpaktun Kiujait**													
Monthly hunter list	ᑕᕿᑕᒫᑦ ᐊᖑᓇᓱᒃᑏᑦ	Tatkitaman angunahuktut titigait	216	249	246	245	243	243	244	243	246	250	250	250	263*
Hunters interviewed	ᐊᖑᓇᓱᒃᑏᑦ ᐊᐱᕐᓱᕐᑕᑦ	Angunahuktin apikhuktan	47	120	166	137	91	120	103	85	89	224	218	209	258*
Harvested	ᐊᖑᓇᓱᒃᑐᒥᓃᑦ	Angujaujut	22	49	71	40	46	42	8	28	41	80	67	81	183*
Response Rate (%)	ᑭᐅᔪᑦ ᖃᑦᓯᐅᓂᖏᑦ (%)	Kiujut (%)	22	48	67	56	37	49	42	35	36	90	87	84	54**

* Hunters registered/interviewed/harvested at least once during the year.
** Mean monthly response rate.

* ᐊᖑᓇᓱᒃᑏᑦ ᐊᑎᓕᐅᑦᑕᐅᒪᔪᑦ/ᐊᐱᕐᓱᕐᑕᑦ/ᐊᖑᓇᓱᒃᑐᒥᓃᑦ ᐊᑕᐅᓯᐊᕋᓗᐊᑦᑐᑎᒃ ᐊᒻᕐᒍᒥ.
** ᐊᔾᔨᒌᓕᕐᑎᓯᒪᔪᑦ ᑕᕿᑕᒫᑦ ᑭᐅᔪᑦ.

* Angunahuktin atiliukhimajut/apikhiktaunikut/anguhimajut talvani ukiumi.
** Talvani angunahuknami kiujutaumajut.

TABLE/ᓇᓗᓇᐃᔭᐅᑦ/NAUNAIKUTA 221

6.1.10

Recall period between harvest and interview, expressed as % of total harvest records — **Year 1 (June 1996 - May 1997)**

ᐅᑎᕐᕕᐅᔪᑦ ᐊᑯᕐᖓᓂ ᐊᖑᓇᓱᓐᓂᖓᑕ ᐊᒻᒪᓗ ᐊᐱᕐᓱᕐᑕᐅᓂᖓᑕ, ᓇᓗᓇᐃᕐᑕᑦ ᐃᒫᒃ % ᑲᑎᑦᑐᑦ ᐊᖑᓇᓱᒃᑕᑦ ᑎᑎᕐᕐᑕᐅᒪᔪᑦ — **ᐊᒻᕐᒍ 1 (ᔪᓂ 1996 - ᒪᐃ 1997)**

Itkaumajaujut angunahuktunun apihijauvaktunutlu, kanuk amigaitiginit tamakiklugin angujauhimajut — **Ukiunga 1 (June 1996 - May 1997)**

Month/ᑕᕿᖓ/Tatkia			JUN ᔪᓂ	JUL ᔪᓚᐃ	AUG ᐊᐅᒻᒍᑎ	SEP ᓱᑎᒻᐱᓇ	OCT ᐅᑦᑐᐱᓇ	NOV ᓄᓇᒻᐱᓇ	DEC ᑏᓯᒻᐱᓇ	JAN ᒎᓐᓄᐊᓇ	FEB ᓈᕝᐅᐊᓇ	MAR ᒪᕐᓯ	APR ᐃᕐᓇᓕ	MAY ᒪᐃ	Total ᑲᑎᑦᑐᑦ Tamakiklugin
Recall Period	ᐅᑎᕐᕕᐅᔪᑦ	**Pigiakvia**													
≤ 3 months	≤ 3 ᑕᕿᑦ	≤ tatkin pingahut	88	97	96	100	100	100	91	68	60	22	73	79	77
4-6 months	4-6 ᑕᕿᑦ	tatkin hitaman 6nut	12	3	4	0	0	0	0	28	34	59	17	21	18
> 6 months	> 6 ᑕᕿᑦ	> 6 tatkin	0	0	0	0	0	0	9	4	5	19	9	0	4

TABLE/ᓇᓗᓇᐃᔭᐅᑦ/NAUNAIKUTA 222

Number of hunters harvesting each species — **Year 1 (June 1996 - May 1997)**

ᖃᑦᓯᐅᓂᖏᑦ ᐊᖑᓇᓱᒃᑏᑦ ᐊᖑᓇᓱᒃᐸᑦᑐᑦ ᐊᑐᓂᒃ ᐆᒪᔪᕐᓂᒃ — **ᐊᒡᕐᒍ 1 (ᔫᓂ 1996 - ᒪᐃ 1997)**

Amigaitiginigin angunahukpaktun anguvaktaitlu kanugitugiagin — **Ukiunga 1 (June 1996 - May 1997)**

Month/ᑕᕝᕙᖓ/Tatkia			JUN ᔫᓂ	JUL ᔪᓚᐃ	AUG ᐊᐅᒡᒍᕐᑎ	SEP ᓱᑎᒡᐱᓇ	OCT ᐅᑦᑐᐱᓇ	NOV ᓄᓇᒡᐱᓇ	DEC ᑏᓯᒡᐱᓇ	JAN ᒎᓐᓄᐊᓇ	FEB ᓈᕝᕗᐊᓇ	MAR ᒫᕐᓯ	APR ᐃᑦᓇᓕ	MAY ᒪᐃ	Total ᑲᑎᑦᑐᑦ Tamakiklugin
Species	**ᐆᒪᔪᑦ**	**Umajuin**													
Caribou	ᑐᒃᑐᐃᑦ	Tuktut	7	8	40	16	20	35	4	24	28	65	47	56	147
Polar bear#	ᓇᓄᐃᑦ#	Nanuit#	n/d	n/d	n/d	n/d	n/d	n/d	n/d	n/d	n/d	n/d	n/d	n/d	n/d
Wolf	ᐊᒪᕈᐃᑦ	Amagut						1			1	4	1	1	8
Arctic fox	ᑎᓇᒐᓐᓂᐊᑦ	Tigiganiat					1	2	1		4	10	2	2	17
Coloured fox	ᖃᑯᓐᖏᑦᑐᑦ ᑎᓇᒐᓐᓂᐊᑦ	Kalaliit tigiganiat						5			4	5			11
Arctic hare	ᐅᑲᓖᑦ	Ukalik			2	4	4	4		3	5	11	14	3	35
Ringed seal	ᓇᑦᓱᑦ	Natiinat	20	33	33	27	19	23	2	15	22	34	34	37	128
Bearded seal	ᐅᒡᔪᐃᑦ	Ukyuk		2	5	1	4								12
Harp seal	ᖃᐃᕈᓖᑦ	Qairulik		2		2	2								6
Hooded seal	ᐊᐸᐃᑦ	Nahakakaktutut ittut natiit			1										1
Walrus	ᐊᐃᓈᑦ	Akvik		2	1										3
Narwhal	ᑑᒫᓖᑦ ᕿᓚᓗᒐᑦ	Tuugaak	3	14	11	3								3	27
Beluga	ᖃᑯᕐᑕᑦ ᕿᓚᓗᒐᑦ	Kilalugak		2		1									3
Snow goose	ᑲᖑᐃᑦ	Kanguq	9	6	17	9								9	43
Eider duck	ᒥᑏᑦ	Kingalik		1	2	2	3	1							7
Black guillemot	ᐱᕐᓯᐅᓛᑦ	Black guillemot				1	1								1
Ptarmigan	ᐊᕿᒡᒋᑦ	Akilgik		1		1	15	11	1	6	12	17	5	8	57
Sandhill crane	ᑕᑎᒡᒐᕐᔪᐊᑦ	Tatilgaq			1										1
Goose eggs	ᑲᖑᐃᑦ ᒪᓐᓂᖏᑦ	Uluaguliit manniit	3	1											4
Thick-billed murre eggs	ᐊᑉᐸᐃᑦ ᒪᓐᓂᖏᑦ	Thick-billed murre eggs	1	6											7
Arctic char	ᐃᖃᓗᒃᐲᑦ	Ikaliviit	1	17	34	2	13	7			2	12	7	11	76
Cod	ᐆᒪᐃᑦ	Ugak	1												1
Sculpin	ᑲᓇᔪᐃᑦ	Kanayuk	1	1											2
Clams	ᐊᒃᒧᒪᔪᑦ	Uviluq			1										1

No data are available corresponding to the harvest numbers shown in the harvest estimates table which were provided by DSD.

ᑎᑎᕋᓯᒪᔪᓂᒃ ᐱᑕᖃᖏᑦᑐᖅ ᐱᔾᔪᑎᓐᓂᒃ ᐊᖑᔭᑦ ᖃᑦᓯᐅᓂᖏᓐᓄᑦ ᐊᓚᒃᑲᐅᒪᔪᓄᑦ ᐊᖑᔭᓄᑦ ᓇᓚᐅᑦᓱᕈᑎᓂ ᑐᓂᔭᖏᓐᓂ ᐃᑯᐱᕐᓇᓕᓇᔫᑦ.

Nahagauhimaitut titigakhimajunik pitman kanuk anguaukatakhimajunik kanukitunit pijaumajut ikupiktulikijinik.

TABLE/ᓇᓗᓇᐃᔭᐅᑦ/NAUNAIKUTA 223

Monthly harvest estimates
ᑕᕿᑕᒫᑦ ᐊᖑᔭᓄᑦ ᓇᓚᐅᑦᓵᕈᑏᑦ
Tatkiktamat nahaktauvaktun

Year 2 (June 1997 - May 1998)
ᐊᒻᕿᒍ 2 (ᔫᓂ 1997 - ᒪᐃ 1998)
Ukiunga 2 (June 1997 - May 1998)

Month/ᑕᕿᖓ/Tatkia			JUN ᔫᓂ	JUL ᔪᓚᐃ	AUG ᐊᐅᒻᒍᑎ	SEP ᓱᑎᒻᐱᕆ	OCT ᐅᑦᑐᐱᕆ	NOV ᓄᓇᒻᐱᕆ	DEC ᑏᕈᒻᐱᕆ	JAN ᒣᓐᓄᐊᕆ	FEB ᓈᕝᕗᐊᕆ	MAR ᒫᕿ	APR ᐃᑦᕆᓕ	MAY ᒪᐃ	Total ᑲᑎᑦᑐᒋᑦ Tamakiklugin ± 95% CI
Species	**ᐆᒪᔪᑦ**	**Umajuin**													
Caribou	ᑐᒃᑐᐃᑦ	Tuktut	76	44	247	230	275	328	285	236	300	263	162	88	2,534 ± 91
Polar bear‡	ᓇᓄᐃᑦ‡	Nanuit‡			1		1	6	1		3	7	2	1	22
Wolf	ᐊᒪᕈᐃᑦ	Amagut			2							2	3	1	8 ± 1
Arctic fox	ᑎᓇᒐᓐᓂᐊᑦ	Tigiganiat						3	7	5		3			18 ± 4
Coloured fox	ᖃᑯᓐᖏᑦᑐᑦ ᑎᓇᒐᓐᓂᐊᑦ	Kalaliit tigiganiat				1		3	1	1	1	2			9 ± 3
Arctic hare	ᐅᑲᓖᑦ	Ukalik	5		2	5	16	15	7	2	15	23	18	2	110 ± 9
Ringed seal	ᓇᑦᓱᑦ	Natiinat	421	201	254	373	136	117	64	54	70	75	113	60	1,938 ± 84
Bearded seal	ᐅᒡᔪᐃᑦ	Ukyuk		7	17	14	7	1							46 ± 6
Harp seal	ᖃᐃᕈᓖᑦ	Qairulik		1	7	37	5								50 ± 8
Hooded seal	ᐊᐸᐃᑦ	Nahakakaktutut ittut natiit	1	1		4	1								7 ± 2
Walrus	ᐊᐃᓈᑦ	Akvik	1			1									2 ± 1
Narwhal	ᑑᒫᓖᑦ ᕿᓚᓗᒐᑦ	Tuugaak	6	20	40	2								3	71 ± 10
Beluga	ᖃᑯᕐᑕᑦ ᕿᓚᓗᒐᑦ	Kilalugak					1								1 ± 1
Snow goose	ᑲᖑᐃᑦ	Kanguq	333	120	249	51								32	785 ± 81
Canada goose	ᓂᕐᓖᑦ	Nikliknik												4	4 ± 2
Eider duck	ᒥᑏᑦ	Kingalik	5	1	2	7	7								22 ± 5
Black guillemot	ᐱᕐᓯᐅᓛᑦ	Black guillemot				2									2 ± 1
Thick-billed murre	ᐊᑉᐸᐃᑦ	Thick-billed murre	9												9 ± 3
Ptarmigan	ᐊᕿᒻᒋᑦ	Akilgik	2	1		85	182	192	39	78	165	220	42	33	1,039 ± 79
Sandhill crane	ᑕᑎᒻᔪᐊᑦ	Tatilgaq	1											1	2 ± 0
Goose eggs	ᑲᖑᐃᑦ ᒪᓐᓂᖏᑦ	Uluaguliit manniit	1,556	282											1,838 ± 530
Arctic char	ᐃᖃᓗᒃᐲᑦ	Ikaliviit	2,218	1,192	2,342	518	601	1,741	733	477	47	182	216	365	10,632 ± 994
Cod	ᐆᒪᐃᑦ	Ugak			3										3 ± 2
Sculpin	ᑲᓇᔪᐃᑦ	Kanayuk	18												18 ± 5

‡ Polar bear data supplied by DSD.

‡ ᓇᓄᑦᓄᑦ ᑎᑎᕋᑦᑕᒪᔪᑦ ᑐᓂᔭᖏᑦ ᐅᑯᐊ ᐃᑯᐱᕐᕕᓕᕆᔨᑦ.

‡ Nanuin nahagaumajut pijauhimajut Ikupiktulikijinik.

TABLE/ᓇᓗᓇᐃᔭᐅᑦ/NAUNAIKUTA 224

Monthly hunter response — **Year 2 (June 1997 - May 1998)**

ᑕᕿᑕᒫᑦ ᐊᖑᓇᓱᒃᑏᑦ ᑭᐅᓂᖏᑦ — **ᐊᒻᕐᒍ 2 (ᔫᓂ 1997 - ᒪᐃ 1998)**

Tatkiktaman pijauhimajut angunahuktinun — **Ukiunga 2 (June 1997 - May 1998)**

Month/ᑕᕿᖓ/Tatkia			JUN ᔫᓂ	JUL ᔪᓚᐃ	AUG ᐊᐅᒻᒍᑎ	SEP ᓱᑎᒻᐱᓇ	OCT ᐅᑦᑐᐱᓇ	NOV ᓄᓇᒻᐱᓇ	DEC ᑏᓯᒻᐱᓇ	JAN ᒎᓐᓄᐊᓇ	FEB ᓈᕝᕗᐊᓇ	MAR ᒪᕐᓯ	APR ᐃᕐᓇᓕ	MAY ᒪᐃ	Total ᑲᑎᑦᑐᑦ Tamakiklugin
Hunter Response Categories	ᐊᖑᓇᓱᒃᑏᑦ ᑭᐅᓂᖏᑦ ᐊᒻᒍᕐᓯᒪᓂᖏᑦ	**Angunahukpaktun Kiujait**													
Monthly hunter list	ᑕᕿᑕᒫᑦ ᐊᖑᓇᓱᒃᑏᑦ	Tatkitaman angunahuktut titigait	251	251	248	250	250	248	247	245	249	251	253	259	277*
Hunters interviewed	ᐊᖑᓇᓱᒃᑏᑦ ᐊᐱᕐᓱᕐᑕᑦ	Angunahuktin apikhuktan	234	228	219	230	226	211	203	228	239	239	239	247	268*
Harvested	ᐊᖑᓇᓱᒃᑐᒥᓃᑦ	Angujaujut	120	94	118	105	86	75	49	65	76	80	73	65	201*
Response Rate (%)	ᑭᐅᔪᑦ ᖃᕐᓯᐅᓂᖏᑦ (%)	Kiujut (%)	93	91	88	92	90	85	82	93	96	95	94	95	91**

* Hunters registered/interviewed/harvested at least once during the year.
** Mean monthly response rate.

* ᐊᖑᓇᓱᒃᑏᑦ ᐊᑎᓕᐅᑦᑕᐅᒪᔪᑦ/ᐊᐱᕐᓱᕐᑕᑦ/ᐊᖑᓇᓱᒃᑐᒥᓃᑦ ᐊᑕᐅᓯᐊᕋᓗᐊᑐᑎᒃ ᐊᒻᕐᒍᒥ.
** ᐊᔾᔨᒌᓕᕐᑎᓯᒪᔪᑦ ᑕᕿᑕᒫᑦ ᑭᐅᔪᑦ.

* Angunahuktin atiliukhimajut/apikhiktaunikut/anguhimajut talvani ukiumi.
** Talvani angunahuknami kiujutaumajut.

TABLE/ᓇᓗᓇᐃᔭᐅᑦ/NAUNAIKUTA 225

Recall period between harvest and interview, expressed as % of total harvest records — **Year 2 (June 1997 - May 1998)**

ᐅᑎᕐᕕᐅᔪᑦ ᐊᑯᕐᖓᓂ ᐊᖑᓇᓱᒋᓂᖓᑕ ᐊᒻᒪᓗ ᐊᐱᕐᓱᕐᑕᐅᓂᖓᑕ, ᓇᓗᓇᐃᕐᑕᑦ ᐃᒫᒃ % ᑲᑎᑦᑐᑦ ᐊᖑᓇᓱᒃᑕᑦ ᑎᑎᕐᕐᑕᐅᒪᔪᑦ — **ᐊᒻᕐᒍ 2 (ᔫᓂ 1997 - ᒪᐃ 1998)**

Itkaumajaujut angunahuktunun apihijauvaktunutlu, kanuk amigaitiginit tamakiklugin angujauhimajut — **Ukiunga 2 (June 1997 - May 1998)**

Month/ᑕᕿᖓ/Tatkia			JUN ᔫᓂ	JUL ᔪᓚᐃ	AUG ᐊᐅᒻᒍᑎ	SEP ᓱᑎᒻᐱᓇ	OCT ᐅᑦᑐᐱᓇ	NOV ᓄᓇᒻᐱᓇ	DEC ᑏᓯᒻᐱᓇ	JAN ᒎᓐᓄᐊᓇ	FEB ᓈᕝᕗᐊᓇ	MAR ᒪᕐᓯ	APR ᐃᕐᓇᓕ	MAY ᒪᐃ	Total ᑲᑎᑦᑐᑦ Tamakiklugin
Recall Period	ᐅᑎᕐᕕᐅᔪᑦ	**Pigiakvia**													
≤ 3 months	≤ 3 ᑕᕿᑦ	≤ tatkin pingahut	83	85	94	95	83	83	86	40	70	88	93	84	83
4-6 months	4-6 ᑕᕿᑦ	tatkin hitaman 6nut	9	9	1	1	6	10	14	56	26	8	1	15	11
> 6 months	> 6 ᑕᕿᑦ	> 6 tatkin	9	6	5	4	11	7	1	3	4	4	6	1	5

TABLE/ᓇᓗᓇᐃᔭᐅᑦ/NAUNAIKUTA 226

Number of hunters harvesting each species — **Year 2 (June 1997 - May 1998)**

ᖃᑦᓯᐅᓂᖏᑦ ᐊᖑᓇᓱᒃᑏᑦ ᐊᖑᓇᓱᒃᐸᑦᑐᑦ ᐊᑐᓂᒃ ᐆᒪᔪᕐᓂᒃ — **ᐊᒃᕋᒍ 2 (ᔫᓂ 1997 - ᒪᐃ 1998)**

Amigaitiginigin angunahukpaktun anguvaktaitlu kanugitugiagin — **Ukiunga 2 (June 1997 - May 1998)**

Month/ᑕᕝᕙᖓ/Tatkia			JUN ᔫᓂ	JUL ᔪᓚᐃ	AUG ᐊᐅᒃᑯᑎ	SEP ᓱᑎᒃᐱᓇ	OCT ᐅᑦᑐᐱᓇ	NOV ᓄᓇᒃᐱᓇ	DEC ᑏᓯᒃᐱᓇ	JAN ᒃᓐᓄᐊᓇ	FEB ᓈᕝᕗᐊᓇ	MAR ᒪᕐᓯ	APR ᐃᑦᓇᓕ	MAY ᒪᐃ	Total ᑲᑎᑦᑐᑦ Tamakiklugin
Species	**ᐆᒪᔪᑦ**	**Umajuin**													
Caribou	ᑐᒃᑐᐃᑦ	Tuktut	35	19	65	56	65	54	43	59	67	59	50	33	161
Polar bear#	ᓇᓄᐃᑦ#	Nanuit#	n/d	n/d	n/d	n/d	n/d	n/d	n/d	n/d	n/d	n/d	n/d	n/d	n/d
Wolf	ᐊᒪᕈᐃᑦ	Amagut			2							1	2	1	5
Arctic fox	ᑎᓇᒐᓐᓂᐊᑦ	Tigiganiat						2	3	5		3			11
Coloured fox	ᖃᑯᓐᖏᑦᑐᑦ ᑎᓇᒐᓐᓂᐊᑦ	Kalaliit tigiganiat				1		2	1	1	1	2			8
Arctic hare	ᐅᑲᓛᑦ	Ukalik	3		2	5	6	9	3	1	7	15	10	2	39
Ringed seal	ᓇᑦᓱᑦ	Natiinat	95	62	62	72	35	41	15	14	24	28	36	25	152
Bearded seal	ᐅᒡᔪᐃᑦ	Ukyuk		6	14	9	4	1							28
Harp seal	ᖃᐃᕈᓛᑦ	Qairulik		1	5	17	5								22
Hooded seal	ᐊᐸᐃᑦ	Nahakakaktutut ittut natiit	1	1		4	1								7
Walrus	ᐊᐃᓈᑦ	Akvik	1			1									2
Narwhal	ᑑᒐᓛᑦ ᕿᓚᓗᒐᑦ	Tuugaak	4	12	17	2								3	32
Beluga	ᖃᑯᕐᑕᑦ ᕿᓚᓗᒐᑦ	Kilalugak					1								1
Snow goose	ᑲᖑᐃᑦ	Kanguq	32	15	38	9								10	75
Canada goose	ᓂᑦᓛᑦ	Nikliknik												2	2
Eider duck	ᒥᑏᑦ	Kingalik	3	1	2	3	2								10
Black guillemot	ᐱᑦᓯᐅᓛᑦ	Black guillemot				1									1
Thick-billed murre	ᐊᑦᐸᐃᑦ	Thick-billed murre	2												2
Ptarmigan	ᐊᕿᒐᑦ	Akilgik	1	1		10	20	14	5	7	21	21	6	12	63
Sandhill crane	ᑕᑎᒐᕐᔪᐊᑦ	Tatilgaq	1											1	2
Goose eggs	ᑲᖑᐃᑦ ᒪᓐᓂᖏᑦ	Uluaguliit manniit	10	1											11
Arctic char	ᐃᖃᓗᒃᐲᑦ	Ikaliviit	45	26	44	16	20	15	4	5	1	5	7	15	121
Cod	ᐆᒪᐃᑦ	Ugak			1										1
Sculpin	ᑲᓇᔪᐃᑦ	Kanayuk	2												2

No data are available corresponding to the harvest numbers shown in the harvest estimates table which were provided by DSD.

ᑎᑎᕋᓯᒪᔪᓂᒃ ᐱᑕᖃᖏᑦᑐᖅ ᐱᔾᔪᑎᓕᓐᓂᒃ ᐊᖑᔭᑦ ᖃᕋᐅᓂᖏᓐᓄᑦ ᐊᓚᒃᑲᐅᒪᔪᓄᑦ ᐊᖑᔭᓄᑦ ᓇᓚᐅᑦᕐᕈᑎᓂ ᑐᓂᔭᖏᓐᓂ ᐃᑯᐱᕐᕕᓕᓇᕆᑦ.

Nahagauhimaitut titigakhimajunik pitman kanuk angujaukatakhimajunik kanukitunit pijaumajut ikupiktulikijinik.

6.1.10

TABLE/ᓇᓗᓇᐃᔭᐅᑦ/NAUNAIKUTA 227

Monthly harvest estimates
ᑕᕿᑕᒫᑦ ᐊᖑᔭᓄᑦ ᓇᓚᐅᑦᓵᕈᑏᑦ
Tatkiktamat nahaktauvaktun

Year 3 (June 1998 - May 1999)
ᐊᒻᕿᒍ 3 (ᔫᓂ 1998 - ᒪᐃ 1999)
Ukiunga 3 (June 1998 - May 1999)

Month/ᑕᕿᖓ/Tatkia			JUN ᔫᓂ	JUL ᔪᓚᐃ	AUG ᐊᐅᒻᒍᕐᑎ	SEP ᓱᑎᒻᐱᓇ	OCT ᐅᑦᑐᐱᓇ	NOV ᓄᓇᒻᐱᓇ	DEC ᑏᕈᒻᐱᓇ	JAN ᒎᓐᓄᐊᓇ	FEB ᓈᕝᕗᐊᓇ	MAR ᒪᕐᕉ	APR ᐃᑦᓇᓕ	MAY ᒪᐃ	Total ᑲᑎᑦᑐᒋᑦ Tamakiklugin ± 95% CI
Species	**ᐆᒪᔪᑦ**	**Umajuin**													
Caribou	ᑐᒃᑐᐃᑦ	Tuktut	20	27	118	172	81	235	145	214	266	234	166	169	1,847 ± 34
Musk-ox	ᐅᒥᒃᒪᐃᑦ	Umingmait											2		2 ± 0
Polar bear‡	ᓇᓄᐃᑦ‡	Nanuit‡			4			1		4	5	6			20
Wolf	ᐊᒪᕈᐃᑦ	Amagut									3	9	3	5	20 ± 2
Arctic fox	ᑎᓇᒐᓐᓂᐊᑦ	Tigiganiat					1	1	2		1	1	1		7 ± 1
Coloured fox	ᖃᑯᓐᖏᑦᑐᑦ ᑎᓇᒐᓐᓂᐊᑦ	Kalaliit tigiganiat					1	1	5		2	4	1		14 ± 1
Arctic hare	ᐅᑲᓖᑦ	Ukalik			4	7	7	4	2	3	12	53	18	37	147 ± 6
Ringed seal	ᓇᑦᓱᑦ	Natiinat	445	148	97	103	125	76	172	202	71	92	77	94	1,702 ± 45
Bearded seal	ᐅᒻᔪᐃᑦ	Ukyuk			1		3	3						3	10 ± 2
Harp seal	ᖃᐃᕈᓖᑦ	Qairulik				3	11	5							19 ± 2
Walrus	ᐊᐃᓈᑦ	Akvik	4	1										3	8 ± 1
Narwhal	ᑑᒫᓖᑦ ᕿᓚᓗᒐᑦ	Tuugaak	8	8	53	2								4	75 ± 8
Snow goose	ᑲᖑᐃᑦ	Kanguq	174	3	105	20								30	332 ± 23
Eider duck	ᒥᑏᑦ	Kingalik	1	1		3	4	1						3	13 ± 2
Black guillemot	ᐱᑦᓯᐅᓛᑦ	Black guillemot					2								2 ± 0
Thick-billed murre	ᐊᑉᐸᐃᑦ	Thick-billed murre	1				1								2 ± 1
Ptarmigan	ᐊᕿᒻᒋᑦ	Akilgik	3		5	10	27	50	24	58	183	257	108	135	860 ± 30
Goose eggs	ᑲᖑᐃᑦ ᒪᓐᓂᖏᑦ	Uluaguliit manniit	1,155												1,155 ± 198
Seagull eggs	ᓇᐅᔭᐃᑦ ᒪᓐᓂᖏᑦ	Nauyat manniit	10												10 ± 6
Thick-billed murre eggs	ᐊᑉᐸᐃᑦ ᒪᓐᓂᖏᑦ	Thick-billed murre eggs	264												264 ± 155
Arctic char	ᐃᖃᓗᒃᐱᑦ	Ikaliviit	450	509	507	302	589	2,775	2,825	348	418	1,189	305	1,152	11,369 ± 864
Sculpin	ᑲᓇᔪᐃᑦ	Kanayuk						4							4 ± 2

‡ Polar bear data supplied by DSD.

‡ ᓇᓄᑦᓄᑦ ᑎᑎᕋᑕᒪᔪᑦ ᑐᓂᔭᖏᑦ ᐅᑯᐊ ᐃᑯᐱᕐᕕᓕᓇᕆᑦ.

‡ Nanuin nahagaumajut pijauhimajut Ikupiktulikijinik.

TABLE/ᓇᓗᓇᐃᔭᐅᑦ/NAUNAIKUTA 228

Monthly hunter response — **Year 3 (June 1998 - May 1999)**

ᑕᕿᑕᒫᑦ ᐊᖑᓇᓱᒃᑏᑦ ᑭᐅᓂᖏᑦ — **ᐊᒻᕋᒍ 3 (ᔫᓂ 1998 - ᒪᐃ 1999)**

Tatkiktaman pijauhimajut angunahuktinun — **Ukiunga 3 (June 1998 - May 1999)**

Month/ᑕᕿᖓ/Tatkia			JUN ᔫᓂ	JUL ᔪᓚᐃ	AUG ᐊᐅᒻᒍᑎ	SEP ᓱᑎᒻᐱᓇ	OCT ᐅᑦᑐᐱᓇ	NOV ᓄᓇᒻᐱᓇ	DEC ᑏᓯᒻᐱᓇ	JAN ᒎᓐᓄᐊᓇ	FEB ᓈᕝᐅᐊᓇ	MAR ᒪᕐᓯ	APR ᐃᕐᓇᓕ	MAY ᒪᐃ	Total ᑲᑎᕐᑐᒋᑦ Tamakiklugin
Hunter Response Categories	ᐊᖑᓇᓱᒃᑏᑦ ᑭᐅᓂᖏᑦ ᐊᒻᒍᕐᓯᒪᓂᖏᑦ	**Angunahukpaktun Kiujait**													
Monthly hunter list	ᑕᕿᑕᒫᑦ ᐊᖑᓇᓱᒃᑏᑦ	Tatkitaman angunahuktut titigait	259	266	265	267	268	270	272	272	273	273	274	284	294*
Hunters interviewed	ᐊᖑᓇᓱᒃᑏᑦ ᐊᐱᕐᓱᕐᑕᑦ	Angunahuktin apikhuktan	249	251	255	261	255	254	260	265	266	269	269	279	290*
Harvested	ᐊᖑᓇᓱᒃᑐᒥᓃᑦ	Angujaujut	91	55	52	56	60	71	78	100	84	92	84	108	224*
Response Rate (%)	ᑭᐅᔪᑦ ᖃᕐᓯᐅᓂᖏᑦ (%)	Kiujut (%)	96	94	96	98	95	94	96	97	97	99	98	98	97**

* Hunters registered/interviewed/harvested at least once during the year.
** Mean monthly response rate.

* ᐊᖑᓇᓱᒃᑏᑦ ᐊᑎᓕᐅᕐᑕᐅᒪᔪᑦ/ᐊᐱᕐᓱᕐᑕᑦ/ᐊᖑᓇᓱᒃᑐᒥᓃᑦ ᐊᑕᐅᓯᐊᕐᓗᐊᕐᑐᑎᒃ ᐊᒻᕋᒥ.
** ᐊᔾᔨᒌᓕᕐᑎᓯᒪᔪᑦ ᑕᕿᑕᒫᑦ ᑭᐅᔪᑦ.

* Angunahuktin atiliukhimajut/apikhiktaunikut/anguhimajut talvani ukiumi.
** Talvani angunahuknami kiujutaumajut.

TABLE/ᓇᓗᓇᐃᔭᐅᑦ/NAUNAIKUTA 229

6.1.10

Recall period between harvest and interview, expressed as % of total harvest records — **Year 3 (June 1998 - May 1999)**

ᐅᑎᕐᕕᐅᔪᑦ ᐊᑯᕐᖓᓂ ᐊᖑᓇᓱᒃᓂᖓᑕ ᐊᒻᒪᓗ ᐊᐱᕐᓱᕐᑕᐅᓂᖓᑕ, ᓇᓗᓇᐃᕐᑕᑦ ᐃᒫᒃ % ᑲᑎᑦᑐᒋᑦ ᐊᖑᓇᓱᒃᑕᑦ ᑎᑎᕐᕐᑕᐅᒪᔪᑦ — **ᐊᒻᕋᒍ 3 (ᔫᓂ 1998 - ᒪᐃ 1999)**

Itkaumajaujut angunahuktunun apihijauvaktunutlu, kanuk amigaitiginit tamakiklugin angujauhimajut — **Ukiunga 3 (June 1998 - May 1999)**

Month/ᑕᕿᖓ/Tatkia			JUN ᔫᓂ	JUL ᔪᓚᐃ	AUG ᐊᐅᒻᒍᑎ	SEP ᓱᑎᒻᐱᓇ	OCT ᐅᑦᑐᐱᓇ	NOV ᓄᓇᒻᐱᓇ	DEC ᑏᓯᒻᐱᓇ	JAN ᒎᓐᓄᐊᓇ	FEB ᓈᕝᐅᐊᓇ	MAR ᒪᕐᓯ	APR ᐃᕐᓇᓕ	MAY ᒪᐃ	Total ᑲᑎᕐᑐᒋᑦ Tamakiklugin
Recall Period	ᐅᑎᕐᕕᐅᔪᑦ	**Pigiakvia**													
≤ 3 months	≤ 3 ᑕᕿᑦ	≤ tatkin pingahut	64	54	95	81	90	91	92	85	97	100	96	100	89
4-6 months	4-6 ᑕᕿᑦ	tatkin hitaman 6nut	35	46	5	17	10	9	8	15	3	0	4	0	11
> 6 months	> 6 ᑕᕿᑦ	> 6 tatkin	1	0	0	3	0	0	0	0	0	0	0	0	0

TABLE/ᓇᓗᓇᐃᔭᐅᑦ/NAUNAIKUTA 230

Number of hunters harvesting each species — **Year 3 (June 1998 - May 1999)**

ᖃᑦᓯᐅᓂᖏᑦ ᐊᖑᓇᓱᒃᑏᑦ ᐊᖑᓇᓱᒃᐸᑦᑐᑦ ᐊᑐᓂᒃ ᐆᒪᔪᕐᓂᒃ — **ᐊᒃᕿᒍ 3 (ᔫᓂ 1998 - ᒪᐃ 1999)**

Amigaitiginigin angunahukpaktun anguvaktaitlu kanugitugiagin — **Ukiunga 3 (June 1998 - May 1999)**

Month/ᑕᕝᕙᖓ/Tatkia			JUN ᔫᓂ	JUL ᔪᓚᐃ	AUG ᐊᐅᒃᑐᑎ	SEP ᓱᑎᒃᐱᓇ	OCT ᐅᑦᑐᐱᓇ	NOV ᓄᓇᒃᐱᓇ	DEC ᑏᓯᒃᐱᓇ	JAN ᒨᓐᓄᐊᓇ	FEB ᓈᕝᕗᐊᓇ	MAR ᒫᕐᓯ	APR ᐃᑦᓇᓕ	MAY ᒪᐃ	Total ᑲᑎᑦᑐᑦ Tamakiklugin
Species	**ᐆᒪᔪᑦ**	**Umajuin**													
Caribou	ᑐᒃᑐᐃᑦ	Tuktut	11	10	22	35	26	50	39	66	69	60	51	56	153
Musk-ox	ᐅᒥᒃᒪᐃᑦ	Umingmait											2		2
Polar bear#	ᓇᓄᐃᑦ#	Nanuit#	n/d	n/d	n/d	n/d	n/d	n/d	n/d	n/d	n/d	n/d	n/d	n/d	n/d
Wolf	ᐊᒪᕈᐃᑦ	Amagut									2	4	2	2	7
Arctic fox	ᑎᓇᒐᓐᓂᐊᑦ	Tigiganiat					1	1	2		1	1	1		7
Coloured fox	ᖃᑯᓐᖏᑦᑐᑦ ᑎᓇᒐᓐᓂᐊᑦ	Kalaliit tigiganiat					1	1	1		2	4	1		9
Arctic hare	ᐅᑲᓖᑦ	Ukalik			2	6	5	4	1	2	7	21	11	13	54
Ringed seal	ᓇᑦᓯᑦ	Natiinat	82	42	27	30	38	27	55	60	25	33	31	47	164
Bearded seal	ᐅᒡᔪᐃᑦ	Ukyuk			1		2	1						2	5
Harp seal	ᖃᐃᕈᓖᑦ	Qairulik				3	9	4							15
Walrus	ᐊᐃᓈᑦ	Akvik	3	1										2	5
Narwhal	ᑑᒫᓖᑦ ᕿᓚᓗᒐᑦ	Tuugaak	6	6	22	2								4	37
Snow goose	ᑲᖑᐃᑦ	Kanguq	18	2	13	8								8	40
Eider duck	ᒥᑏᑦ	Kingalik	1	1		1	2	1						1	7
Black guillemot	ᐱᑦᓯᐅᓛᑦ	Black guillemot					2								2
Thick-billed murre	ᐊᑉᐸᐃᑦ	Thick-billed murre	1				1								2
Ptarmigan	ᐊᕿᒐᑦ	Akilgik	1		1	2	5	13	7	10	23	32	13	11	71
Goose eggs	ᑲᖑᐃᑦ ᒪᓐᓂᖏᑦ	Uluaguliit manniit	16												16
Seagull eggs	ᓇᐅᔭᐃᑦ ᒪᓐᓂᖏᑦ	Nauyat manniit	1												1
Thick-billed murre eggs	ᐊᑉᐸᐃᑦ ᒪᓐᓂᖏᑦ	Thick-billed murre eggs	3												3
Arctic char	ᐃᖃᓗᒃᐲᑦ	Ikaliviit	7	16	14	7	15	19	15	6	8	16	5	46	109
Sculpin	ᑲᓇᔪᐃᑦ	Kanayuk						1							1

‡‡ No data are available corresponding to the harvest numbers shown in the harvest estimates table which were provided by DSD.

‡‡ ᑎᑎᕋᓯᒪᔪᓂᒃ ᐱᑕᖃᖅᖏᑐᖅ ᐱᔾᔪᑎᓕᓐᓂᒃ ᐊᖑᔭᑦ ᖃᑦᓯᐅᓂᖏᓐᓄᑦ ᐊᓚᒃᑲᒪᔪᓄᑦ ᐊᖑᔭᓄᑦ ᓇᓚᐅᖅᑐᑎᓂ ᑐᓂᔭᖏᓐᓂ ᐃᑯᐱᕐᕕᓕᓇᕐᑦ.

‡‡ Nahagauhimaitut titigakhimajunik pitman kanuk angujaukatakhimajunik kanukitunit pijaumajut ikupiktulikijinik.

TABLE/ᓇᓗᓇᐃᔭᐅᑦ/NAUNAIKUTA 231

Monthly harvest estimates
ᑕᕿᑕᒫᑦ ᐊᖑᔭᓄᑦ ᓇᓚᐅᑦᓴᕈᑏᑦ
Tatkiktamat nahaktauvaktun

Year 4 (June 1999 - May 2000)
ᐊᒻᕋᒍ 4 (ᔫᓂ 1999 - ᒪᐃ 2000)
Ukiunga 4 (June 1999 - May 2000)

Month/ᑕᕿᖓ/Tatkia			JUN ᔫᓂ	JUL ᔪᓚᐃ	AUG ᐊᐅᒻᒍᕐᑎ	SEP ᓱᑎᒻᐱᕆ	OCT ᐅᑦᑐᐱᕆ	NOV ᓄᕕᒻᐱᕆ	DEC ᑏᕈᒻᐱᕆ	JAN ᒎᓐᓄᐊᕆ	FEB ᕕᕝᕗᐊᕆ	MAR ᒪᕐᔪ	APR ᐃᑦᕆᓕ	MAY ᒪᐃ	Total ᑲᑎᑦᑐᒋᑦ Tamakiklugin ± 95% CI
Species	**ᐆᒪᔪᑦ**	**Umajuin**													
Caribou	ᑐᒃᑐᐃᑦ	Tuktut	60	3	121	100	79	254	65	184	195	136	164	105	1,466 ± 22
Polar bear‡	ᓇᓄᐃᑦ‡	Nanuit‡			2	2	2	3	2	2	4				17
Wolf	ᐊᒪᕈᐃᑦ	Amagut	1						5	2	1	3	2	2	16 ± 2
Arctic fox	ᑎᓇᒐᓐᓂᐊᑦ	Tigiganiat						1							1 ± 0
Coloured fox	ᖃᑯᓐᖏᑦᑐᑦ ᑎᓇᒐᓐᓂᐊᑦ	Kalaliit tigiganiat					1	3	1	1	2	3	1		12 ± 1
Arctic hare	ᐅᑲᓖᑦ	Ukalik		1	1	6	2	1		1	9	25	14	3	63 ± 4
Seals (unspecified)	ᓯᖕᑯᓖᑦ	Natiit						1							1 ± 0
Ringed seal	ᓇᑦᓱᑦ	Natiinat	570	248	232	182	164	161	126	109	149	124	201	170	2,436 ± 31
Bearded seal	ᐅᒻᔪᐃᑦ	Ukyuk		4	10	2	9			1				3	29 ± 2
Harp seal	ᖃᐃᕈᓖᑦ	Qairulik			1		10								11 ± 1
Walrus	ᐊᐃᓈᑦ	Akvik									1				1 ± 0
Narwhal	ᑑᒐᓖᑦ ᕿᓚᓗᒐᑦ	Tuugaak	7	12	105	18								3	145 ± 8
Snow goose	ᑲᖑᐃᑦ	Kanguq	200	18	46									54	318 ± 11
Canada goose	ᓂᕐᓖᑦ ᐅᓗᐊᒍᓖᑦ	Nikliknik	9										1		10 ± 1
Brant goose	ᓂᕐᓕᕐᓇᐃᑦ	Nirlirnaq			2										2 ± 0
White-fronted goose	ᓂᕐᓖᑦ	Nirlivik	5												5 ± 1
Old squaw	ᐊᒻᒋᐊᕐᔪᐃᑦ	Aahangik	1												1 ± 0
Eider duck	ᒥᑏᑦ	Kingalik	3	2	1	8	14						1	1	30 ± 2
Red breasted merganser	ᑲᒃᓵᕐᑐᑦ	Red breasted merganser			1										1 ± 0
Red-throated loon	ᖃᖅᓴᐅᑦ	Qaqhuaq		2	2										4 ± 1
Thick-billed murre	ᐊᑉᐸᐃᑦ	Thick-billed murre	1	2										1	4 ± 1
Ptarmigan	ᐊᕿᒻᒋᑦ	Akilgik	5			12	51	60	12	54	233	143	43	32	645 ± 24
Sandhill crane	ᑕᑎᒻᒐᕐᔪᐊᑦ	Tatilgaq	1											2	3 ± 1
Goose eggs	ᑲᖑᐃᑦ ᒪᓐᓂᖏᑦ	Uluaguliit manniit	1,224												1,224 ± 76
Duck eggs	ᒥᑏᑦ ᒪᓐᓂᖏᑦ	Tinmiat manniit	3												3 ± 0
Thick-billed murre eggs	ᐊᑉᐸᐃᑦ ᒪᓐᓂᖏᑦ	Thick-billed murre eggs	1,856	8,221											10,077 ± 599
Arctic char	ᐃᖃᓗᒃᐲᑦ	Ikaliviit	2,638	1,780	2,304	550	900	4,354	772		818	371	474	1,051	16,012 ± 389
Cod	ᐆᒪᐃᑦ	Ugak	19												19 ± 3
Sculpin	ᑲᓇᔪᐃᑦ	Kanayuk	72	60											132 ± 13

‡ Polar bear data supplied by DSD.

‡ ᓇᓄᕐᓄᑦ ᑎᑎᕋᑕᐅᒪᔪᑦ ᑐᓂᔭᖏᑦ ᐅᑯᐊ ᐃᑯᐱᕐᕕᓕᓇᕆᑦ.

‡ Nanuin nahagaumajut pijauhimajut Ikupiktulikijinik.

TABLE/ᓇᓗᓇᐃᔭᐅᑦ/NAUNAIKUTA 232

Monthly hunter response — **Year 4 (June 1999 - May 2000)**

ᑕᕿᑖᒪᑦ ᐊᖑᓇᓱᒃᑏᑦ ᑭᐅᓂᖏᑦ — **ᐊᒻᕋᒍ 4 (ᔫᓂ 1999 - ᒪᐃ 2000)**

Tatkiktaman pijauhimajut angunahuktinun — **Ukiunga 4 (June 1999 - May 2000)**

Month/ᑕᕿᖓ/Tatkia			JUN ᔫᓂ	JUL ᔪᓚᐃ	AUG ᐊᐅᒻᒍᑎ	SEP ᓱᑎᒻᐱᓇ	OCT ᐅᑦᑐᐱᓇ	NOV ᓄᓇᒻᐱᓇ	DEC ᑏᓯᒻᐱᓇ	JAN ᒎᓐᓄᐊᓇ	FEB ᓈᕝᕗᐊᓇ	MAR ᒪᕐᓯ	APR ᐃᕐᓇᓕ	MAY ᒪᐃ	Total ᑲᑎᕐᑐᒋᑦ Tamakiklugin
Hunter Response Categories	ᐊᖑᓇᓱᒃᑏᑦ ᑭᐅᓂᖏᑦ ᐊᒻᒍᓯᒪᓂᖏᑦ	**Angunahukpaktun Kiujait**													
Monthly hunter list	ᑕᕿᑖᒪᑦ ᐊᖑᓇᓱᒃᑏᑦ	Tatkitaman angunahuktut titigait	298	297	300	299	294	292	290	292	301	302	300	299	331*
Hunters interviewed	ᐊᖑᓇᓱᒃᑏᑦ ᐊᐱᕐᓱᕐᑕᑦ	Angunahuktin apikhuktan	290	288	287	286	283	280	279	281	296	296	295	293	325*
Harvested	ᐊᖑᓇᓱᒃᑐᒥᓃᑦ	Angujaujut	173	104	122	93	71	89	52	71	95	80	83	83	245*
Response Rate (%)	ᑭᐅᔪᑦ ᖃᑦᓯᐅᓂᖏᑦ (%)	Kiujut (%)	97	97	96	96	96	96	96	96	98	98	98	98	97**

* Hunters registered/interviewed/harvested at least once during the year.
** Mean monthly response rate.

* ᐊᖑᓇᓱᒃᑏᑦ ᐊᑎᓕᐅᑦᑕᐅᒪᔪᑦ/ᐊᐱᕐᓱᕐᑕᑦ/ᐊᖑᓇᓱᒃᑐᒥᓃᑦ ᐊᑕᐅᓯᐊᕋᓗᐊᑦᑐᑎᒃ ᐊᒻᕋᒥ.
** ᐊᔾᔨᒌᓕᑎᓯᒪᔪᑦ ᑕᕿᑖᒪᑦ ᑭᐅᔪᑦ.

* Angunahuktin atiliukhimajut/apikhiktaunikut/anguhimajut talvani ukiumi.
** Talvani angunahuknami kiujutaumajut.

TABLE/ᓇᓗᓇᐃᔭᐅᑦ/NAUNAIKUTA 233

Recall period between harvest and interview, expressed as % of total harvest records — **Year 4 (June 1999 - May 2000)**

ᐅᑎᕐᕕᐅᔪᑦ ᐊᑯᕐᖓᓂ ᐊᖑᓇᓱᒋᓂᖓᑕ ᐊᒻᒪᓗ ᐊᐱᕐᓱᕐᑕᐅᓂᖓᑕ, ᓇᓗᓇᐃᕐᑕᑦ ᐃᒫᒃ % ᑲᑎᕐᑐᒋᑦ ᐊᖑᓇᓱᒃᑕᑦ ᑎᑎᕐᕐᑕᐅᒪᔪᑦ — **ᐊᒻᕋᒍ 4 (ᔫᓂ 1999 - ᒪᐃ 2000)**

Itkaumajaujut angunahuktunun apihijauvaktunutlu, kanuk amigaitiginit tamakiklugin angujauhimajut — **Ukiunga 4 (June 1999 - May 2000)**

Month/ᑕᕿᖓ/Tatkia			JUN ᔫᓂ	JUL ᔪᓚᐃ	AUG ᐊᐅᒻᒍᑎ	SEP ᓱᑎᒻᐱᓇ	OCT ᐅᑦᑐᐱᓇ	NOV ᓄᓇᒻᐱᓇ	DEC ᑏᓯᒻᐱᓇ	JAN ᒎᓐᓄᐊᓇ	FEB ᓈᕝᕗᐊᓇ	MAR ᒪᕐᓯ	APR ᐃᕐᓇᓕ	MAY ᒪᐃ	Total ᑲᑎᕐᑐᒋᑦ Tamakiklugin
Recall Period	ᐅᑎᕐᕕᐅᔪᑦ	**Pigiakvia**													
≤ 3 months	≤ 3 ᑕᕿᑦ	≤ tatkin pingahut	97	97	97	93	94	96	100	100	100	89	60	76	92
4-6 months	4-6 ᑕᕿᑦ	tatkin hitaman 6nut	3	3	3	6	6	4	0	0	0	9	32	18	6
> 6 months	> 6 ᑕᕿᑦ	> 6 tatkin	0	0	0	1	0	0	0	0	0	2	8	6	1

TABLE/ᓇᓗᓇᐃᔭᐅᑦ/NAUNAIKUTA 234

Number of hunters harvesting each species — **Year 4 (June 1999 - May 2000)**

ᖃᑦᓯᐅᓂᖏᑦ ᐊᖑᓇᓱᒃᑏᑦ ᐊᖑᓇᓱᒃᐸᑦᑐᑦ ᐊᑐᓂᒃ ᐆᒪᔪᕐᓂᒃ — **ᐊᒡᕐᒍ 4 (ᔫᓂ 1999 - ᒪᐃ 2000)**

Amigaitiginigin angunahukpaktun anguvaktaitlu kanugitugiagin — **Ukiunga 4 (June 1999 - May 2000)**

Month/ᑕᕝᕙᖓ/Tatkia			JUN ᔫᓂ	JUL ᔪᓚᐃ	AUG ᐊᐅᒡᒍᕐᑎ	SEP ᓱᑎᒡᐱᕆ	OCT ᐅᑦᑐᐱᕆ	NOV ᓄᓇᒡᐱᕆ	DEC ᑏᓯᒡᐱᕆ	JAN ᒎᓐᓄᐊᕆ	FEB ᓈᕝᕗᐊᕆ	MAR ᒪᕐᓯ	APR ᐃᕐᓇᓕ	MAY ᒪᐃ	Total ᑲᑎᕐᑐᑦ Tamakiklugin
Species	**ᐆᒪᔪᑦ**	**Umajuin**													
Caribou	ᑐᒃᑐᐃᑦ	Tuktut	27	3	29	31	19	41	12	50	58	39	48	33	140
Polar bear‡	ᓇᓄᐃᑦ‡	Nanuit‡	n/d	n/d	n/d	n/d	n/d	n/d	n/d	n/d	n/d	n/d	n/d	n/d	n/d
Wolf	ᐊᒪᕈᐃᑦ	Amagut	1						1	1	1	3	2	1	8
Arctic fox	ᑎᓇᒐᓐᓂᐊᑦ	Tigiganiat						1							1
Coloured fox	ᖃᑯᓐᖏᑦᑐᑦ ᑎᓇᒐᓐᓂᐊᑦ	Kalaliit tigiganiat					1	1	1	1	2	3	1		7
Arctic hare	ᐅᑲᓖᑦ	Ukalik		1	1	5	2	1		1	6	15	7	3	33
Seals (unspecified)	ᓯᖕᑯᓖᑦ	Natiit (unspecified)						1							1
Ringed seal	ᓇᑦᓱᑦ	Natiinat	137	76	79	59	42	54	40	34	37	37	43	54	209
Bearded seal	ᐅᒡᔪᐃᑦ	Ukyuk		2	10	2	5			1				1	18
Harp seal	ᖃᐃᕈᓖᑦ	Qairulik			1		7								8
Walrus	ᐊᐃᕕᑦ	Akvik									1				1
Narwhal	ᑑᒐᓖᑦ ᕿᓚᓗᒐᑦ	Tuugaak	5	10	37	11								3	55
Snow goose	ᑲᖑᐃᑦ	Kanguq	50	3	10									14	65
Canada goose	ᓂᕐᓖᑦ ᐅᓗᐊᒍᓖᑦ	Nikliknik	4										1		5
Brant goose	ᓂᕐᓕᕐᓇᐃᑦ	Nirlirnaq			1										1
White-fronted goose	ᓂᕐᓖᑦ	Nirlivik	2												2
Old squaw	ᐊᒻᒋᐊᕐᔪᐃᑦ	Aahangik	1												1
Eider duck	ᒥᑏᑦ	Kingalik	2	1	1	6	5						1	1	16
Red breasted merganser	ᑲᒃᓵᕐᑐᑦ	Red breasted merganser			1										1
Red-throated loon	ᖃᖅᓴᐅᑦ	Qaqhuaq		1	1										2
Thick-billed murre	ᐊᑉᐸᐃᑦ	Thick-billed murre	1	1										1	3
Ptarmigan	ᐊᕿᒡᒋᑦ	Akilgik	3			3	14	11	2	9	32	23	8	10	67
Sandhill crane	ᑕᑎᒡᒐᕐᔪᐊᑦ	Tatilgaq	1											1	2
Goose eggs	ᑲᖑᐃᑦ ᒪᓐᓂᖏᑦ	Uluaguliit manniit	14												14
Duck eggs	ᒥᑏᑦ ᒪᓐᓂᖏᑦ	Tinmiat manniit	1												1
Thick-billed murre eggs	ᐊᑉᐸᐃᑦ ᒪᓐᓂᖏᑦ	Thick-billed murre eggs	9	19											28
Arctic char	ᐃᖃᓗᒃᐲᑦ	Ikaliviit	71	42	46	14	22	30	8		10	11	12	20	148
Cod	ᐆᒪᐃᑦ	Ugak	2												2
Sculpin	ᑲᓇᔪᐃᑦ	Kanayuk	5	2											7

‡ No data are available corresponding to the harvest numbers shown in the harvest estimates table which were provided by DSD.

‡ ᑎᑎᕋᓯᒪᔪᓂᒃ ᐱᑕᖃᖏᑦᑐᖅ ᐱᔾᔪᑎᓕᓐᓂᒃ ᐊᖑᔭᑦ ᖃᕋᐅᓂᖏᓐᓄᑦ ᐊᓚᒃᑲᐅᒪᔪᓄᑦ ᐊᖑᔭᓄᑦ ᓇᓚᐅᕐᓱᑎᓂ ᑐᓂᔭᖏᓐᓂ ᐃᑯᐱᕐᕕᓕᕆᔨᑦ.

‡ Nahagauhimaitut titigakhimajunik pitman kanuk angujaukatakhimajunik kanukitunit pijaumajut ikupiktulikijinik.

TABLE/ᓇᓗᓇᐃᔭᐅᑦ/NAUNAIKUTA 235

Monthly harvest estimates
ᑕᕿᑕᒫᑦ ᐊᖑᔭᓄᑦ ᓇᓚᐅᑦᓵᕈᑏᑦ
Tatkiktamat nahaktauvaktun

Year 5 (June 2000 - May 2001)
ᐊᒻᕋᒍ 5 (ᔫᓂ 2000 - ᒪᐃ 2001)
Ukiunga 5 (June 2000 - May 2001)

Month/ᑕᕿᖓ/Tatkia			JUN ᔫᓂ	JUL ᔪᓚᐃ	AUG ᐊᐅᒡᒍᑎ	SEP ᓱᑎᒡᐱᕆ	OCT ᐅᑦᑐᐱᕆ	NOV ᓄᕕᒡᐱᕆ	DEC ᑏᓯᒡᐱᕆ	JAN ᒣᓐᓄᐊᕆ	FEB ᕕᕝᕗᐊᕆ	MAR ᒫᕐᓯ	APR ᐃᑦᕆᓕ	MAY ᒪᐃ	Total ᑲᑎᑦᑐᒋᑦ Tamakiklugin ± 95% CI
Species	**ᐆᒪᔪᑦ**	**Umajuin**													
Caribou	ᑐᒃᑐᐃᑦ	Tuktut	17	14	164	94	10	294	150	115	148	63	34	20	1,123 ± 69
Musk-ox	ᐅᒥᒃᒪᐃᑦ	Umingmait										2			2 ± 2
Polar bear‡	ᓇᓄᐃᑦ‡	Nanuit‡				3			3	1		2	3	3	15
Wolf	ᐊᒪᕈᐃᑦ	Amagut						1							1 ± 0
Arctic fox	ᑎᓇᒐᓐᓂᐊᑦ	Tigiganiat							2	6	2	2	3		15 ± 7
Coloured fox	ᖃᑯᓐᖏᑦᑐᑦ ᑎᓇᒐᓐᓂᐊᑦ	Kalaliit tigiganiat					1	13		3	2	1			20 ± 3
Arctic hare	ᐅᑲᓖᑦ	Ukalik	6		1	1		1	1	1	19	24	7	3	64 ± 21
Ringed seal	ᓇᑦᓱᑦ	Natiinat	727	199	171	185	267	82	134	150	130	82	29	22	2,178 ± 71
Bearded seal	ᐅᒡᔪᐃᑦ	Ukyuk		6	5	8	7	3	1						30 ± 1
Harp seal	ᖃᐃᕈᓖᑦ	Qairulik		2	3	8	26	4							43 ± 2
Walrus	ᐊᐃᓈᑦ	Akvik	1	1										3	5 ± 5
Narwhal	ᑑᒫᓖᑦ ᕿᓚᓗᒐᑦ	Tuugaak	23	46	98	9									176 ± 5
Snow goose	ᑲᖑᐃᑦ	Kanguq	339	112	123	6								30	610 ± 27
Canada goose	ᓂᕐᓖᑦ ᐅᓗᐊᒍᓖᑦ	Nikliknik	1			1									2 ± 0
White-fronted goose	ᓂᕐᓖᑦ	Nirlivik	52												52 ± 13
Eider duck	ᒥᑏᑦ	Kingalik	1		1	11	16	4							33 ± 4
Black guillemot	ᐱᑦᓯᐅᓛᑦ	Black guillemot			1		1								2 ± 1
Thick-billed murre	ᐊᑉᐸᐃᑦ	Thick-billed murre		2											2 ± 1
Ptarmigan	ᐊᕿᒡᒋᑦ	Akilgik	4			5	21	186	83	94	208	140	67	9	817 ± 123
Sandhill crane	ᑕᑎᒡᓚᐊᑦ	Tatilgaq	1												1 ± 0
Goose eggs	ᑲᖑᐃᑦ ᒪᓐᓂᖏᑦ	Uluaguliit manniit	2,811												2,811 ± 121
Duck eggs	ᒥᑏᑦ ᒪᓐᓂᖏᑦ	Tinmiat manniit		1											1 ± 0
Arctic char	ᐃᖃᓗᒃᐲᑦ	Ikaliviit	623	1,471	2,328	607	1,414	3,839	1,129	55	47	369	260	72	12,214 ± 657
Cod	ᐆᒪᐃᑦ	Ugak	1												1 ± 0
Sculpin	ᑲᓇᔪᐃᑦ	Kanayuk	39	4											43 ± 6

‡ Polar bear data supplied by DSD.

‡ ᓇᓄᕐᓄᑦ ᑎᑎᕋᑕᒪᔪᑦ ᑐᓂᒃᖏᑦ ᐅᑯᐊ ᐃᑯᐱᕐᕕᓕᓇᕆᑦ.

‡ Nanuin nahagaumajut pijauhimajut Ikupiktulikijinik.

TABLE/ᓇᓗᓇᐃᔭᐅᑦ/NAUNAIKUTA 236

Monthly hunter response — **Year 5 (June 2000 - May 2001)**

ᑕᕿᑖᒪᑦ ᐊᖑᓇᓱᒃᑏᑦ ᑭᐅᓂᖏᑦ — **ᐊᒻᕋᒍ 5 (ᔫᓂ 2000 - ᒪᐃ 2001)**

Tatkiktaman pijauhimajut angunahuktinun — **Ukiunga 5 (June 2000 - May 2001)**

Month/ᑕᕿᖓ/Tatkia			JUN ᔫᓂ	JUL ᔪᓚᐃ	AUG ᐊᐅᒻᒍᑎ	SEP ᓱᑎᒻᐱᓇ	OCT ᐅᑦᑐᐱᓇ	NOV ᓄᓇᒻᐱᓇ	DEC ᑏᓯᒻᐱᓇ	JAN ᒎᓐᓄᐊᓇ	FEB ᓈᕝᐅᐊᓇ	MAR ᒪᕐᓯ	APR ᐃᕐᓇᓕ	MAY ᒪᐃ	Total ᑲᑎᕐᑐᑦ Tamakiklugin
Hunter Response Categories	ᐊᖑᓇᓱᒃᑏᑦ ᑭᐅᓂᖏᑦ ᐊᒻᒍᕐᓯᒪᓂᖏᑦ	**Angunahukpaktun Kiujait**													
Monthly hunter list	ᑕᕿᑖᒪᑦ ᐊᖑᓇᓱᒃᑏᑦ	Tatkitaman angunahuktut titigait	302	307	309	308	309	309	306	329	337	335	339	339	355*
Hunters interviewed	ᐊᖑᓇᓱᒃᑏᑦ ᐊᐱᕐᓱᕐᑕᑦ	Angunahuktin apikhuktan	297	299	301	300	303	299	294	293	264	239	206	200	342*
Harvested	ᐊᖑᓇᓱᒃᑐᒥᓃᑦ	Angujaujut	158	103	126	83	74	88	70	63	50	35	14	10	229*
Response Rate (%)	ᑭᐅᔪᑦ ᖃᕐᓯᐅᓂᖏᑦ (%)	Kiujut (%)	98	97	97	97	98	97	96	89	78	71	61	59	87**

* Hunters registered/interviewed/harvested at least once during the year.
** Mean monthly response rate.

* ᐊᖑᓇᓱᒃᑏᑦ ᐊᑎᓕᐅᕐᑕᐅᒪᔪᑦ/ᐊᐱᕐᓱᕐᑕᑦ/ᐊᖑᓇᓱᒃᑐᒥᓃᑦ ᐊᑕᐅᓯᐊᕋᓗᐊᑐᑎᒃ ᐊᒻᕋᒥ.
** ᐊᔾᔨᒌᓕᕐᑎᓯᒪᔪᑦ ᑕᕿᑖᒪᑦ ᑭᐅᔪᑦ.

* Angunahuktin atiliukhimajut/apikhiktaunikut/anguhimajut talvani ukiumi.
** Talvani angunahuknami kiujutaumajut.

TABLE/ᓇᓗᓇᐃᔭᐅᑦ/NAUNAIKUTA 237

Recall period between harvest and interview, expressed as % of total harvest records — **Year 5 (June 2000 - May 2001)**

ᐅᑎᕐᕕᐅᔪᑦ ᐊᑯᕐᖓᓂ ᐊᖑᓇᓱᒋᓂᖓᑕ ᐊᒻᒪᓗ ᐊᐱᕐᓱᕐᑕᐅᓂᖓᑕ, ᓇᓗᓇᐃᕐᑕᑦ ᐃᒫᒃ % ᑲᑎᕐᑐᑦ ᐊᖑᓇᓱᒃᑕᑦ ᑎᑎᕐᕐᑕᐅᒪᔪᑦ — **ᐊᒻᕋᒍ 5 (ᔫᓂ 2000 - ᒪᐃ 2001)**

Itkaumajaujut angunahuktunun apihijauvaktunutlu, kanuk amigaitiginit tamakiklugin angujauhimajut — **Ukiunga 5 (June 2000 - May 2001)**

Month/ᑕᕿᖓ/Tatkia			JUN ᔫᓂ	JUL ᔪᓚᐃ	AUG ᐊᐅᒻᒍᑎ	SEP ᓱᑎᒻᐱᓇ	OCT ᐅᑦᑐᐱᓇ	NOV ᓄᓇᒻᐱᓇ	DEC ᑏᓯᒻᐱᓇ	JAN ᒎᓐᓄᐊᓇ	FEB ᓈᕝᐅᐊᓇ	MAR ᒪᕐᓯ	APR ᐃᕐᓇᓕ	MAY ᒪᐃ	Total ᑲᑎᕐᑐᑦ Tamakiklugin
Recall Period	ᐅᑎᕐᕕᐅᔪᑦ	**Pigiakvia**													
≤ 3 months	≤ 3 ᑕᕿᑦ	≤ tatkin pingahut	79	65	74	93	94	100	100	98	95	99	93	90	87
4-6 months	4-6 ᑕᕿᑦ	tatkin hitaman 6nut	13	30	26	7	6	0	0	1	3	1	0	10	11
> 6 months	> 6 ᑕᕿᑦ	> 6 tatkin	7	5	0	0	0	0	0	1	1	0	7	0	2

TABLE/ᓇᓗᓇᐃᔭᐅᑦ/NAUNAIKUTA 238

Number of hunters harvesting each species — **Year 5 (June 2000 - May 2001)**

ᖃᑦᓯᐅᓂᖏᑦ ᐊᖑᓇᓱᒃᑏᑦ ᐊᖑᓇᓱᒃᐸᑦᑐᑦ ᐊᑐᓂᒃ ᐆᒪᔪᕐᓂᒃ — **ᐊᒡᕐᒍ 5 (ᔫᓂ 2000 - ᒪᐃ 2001)**

Amigaitiginigin angunahukpaktun anguvaktaitlu kanugitugiagin — **Ukiunga 5 (June 2000 - May 2001)**

Month/ᑕᕝᕙᖓ/Tatkia			JUN ᔫᓂ	JUL ᔪᓚᐃ	AUG ᐊᐅᒡᒍᕐᑎ	SEP ᓱᑎᒡᐱᕆ	OCT ᐅᑦᑐᐱᕆ	NOV ᓄᕕᒡᐱᕆ	DEC ᑏᓯᒡᐱᕆ	JAN ᒣᓐᓄᐊᕆ	FEB ᕖᕝᕗᐊᕆ	MAR ᒫᕐᓯ	APR ᐃᑦᕆᓕ	MAY ᒪᐃ	Total ᑲᑎᑦᑐᑦ Tamakiklugin
Species	**ᐆᒪᔪᑦ**	**Umajuin**													
Caribou	ᑐᒃᑐᐃᑦ	Tuktut	10	9	35	26	5	49	33	28	26	11	5	2	123
Musk-ox	ᐅᒥᒃᒪᐃᑦ	Umingmait										1			1
Polar bear#	ᓇᓄᐃᑦ#	Nanuit#	n/d	n/d	n/d	n/d	n/d	n/d	n/d	n/d	n/d	n/d	n/d	n/d	n/d
Wolf	ᐊᒪᕈᐃᑦ	Amagut						1							1
Arctic fox	ᑎᓇᒐᓐᓂᐊᑦ	Tigiganiat							2	3	1	1	1		7
Coloured fox	ᖃᑯᓐᖏᑦᑐᑦ ᑎᓇᒐᓐᓂᐊᑦ	Kalaliit tigiganiat					1	9		2	1	1			13
Arctic hare	ᐅᑲᓖᑦ	Ukalik	2		1	1		1	1	1	9	6	3	1	25
Ringed seal	ᓇᑦᓱᑦ	Natiinat	126	60	69	58	44	23	34	30	23	17	6	4	183
Bearded seal	ᐅᒡᔪᐃᑦ	Ukyuk		5	3	7	7	3	1						20
Harp seal	ᖃᐃᕈᓖᑦ	Qairulik		2	3	7	12	3							20
Walrus	ᐊᐃᕕᑦ	Akvik	1	1										1	3
Narwhal	ᑑᒫᓖᑦ ᕿᓚᓗᒐᑦ	Tuugaak	12	23	41	8									60
Snow goose	ᑲᖑᐃᑦ	Kanguq	63	12	16	5								6	82
Canada goose	ᓂᕐᓖᑦ ᐅᓗᐊᒍᓖᑦ	Nikliknik	1			1									2
White-fronted goose	ᓂᕐᓖᑦ	Nirlivik	1												1
Eider duck	ᒥᑏᑦ	Kingalik	1		1	5	5	2							11
Black guillemot	ᐱᑦᓯᐅᓛᑦ	Black guillemot			1		1								2
Thick-billed murre	ᐊᑉᐸᐃᑦ	Thick-billed murre		1											1
Ptarmigan	ᐊᕿᒡᒋᑦ	Akilgik	2			4	7	23	13	12	23	10	6	3	65
Sandhill crane	ᑕᑎᒡᒐᕐᔪᐊᑦ	Tatilgaq	1												1
Goose eggs	ᑲᖑᐃᑦ ᒪᓐᓂᖏᑦ	Uluaguliit manniit	42												42
Duck eggs	ᒥᑏᑦ ᒪᓐᓂᖏᑦ	Tinmiat manniit		1											1
Arctic char	ᐃᖃᓗᒃᐲᑦ	Ikaliviit	39	56	43	15	32	35	9	1	1	4	1	1	130
Cod	ᐆᒪᐃᑦ	Ugak	1												1
Sculpin	ᑲᓇᔪᐃᑦ	Kanayuk	4	1											5

‡‡ No data are available corresponding to the harvest numbers shown in the harvest estimates table which were provided by DSD.

‡‡ ᑎᑎᕐᓯᒪᔪᓂᒃ ᐱᑕᖃᖏᑦᑐᖅ ᐱᔾᔪᑎᓕᓐᓂᒃ ᐊᖑᔭᑦ ᖃᕐᓯᐅᓂᖏᓐᓄᑦ ᐊᓚᒃᑲᐅᒪᔪᓄᑦ ᐊᖑᔭᓄᑦ ᓇᓚᐅᑦᔫᑎᓂ ᑐᓂᔭᖏᓐᓂ ᐃᑯᐱᕐᐃᓕᓇᔫᑦ.

‡‡ Nahagauhimaitut titigakhimajunik pitman kanuk angujaukatakhimajunik kanukitunit pijaumajut ikupiktulikijinik.

TABLE/ᓇᓗᓇᐃᔭᐅᑦ/NAUNAIKUTA 239

Annual harvest estimates and five-year mean — **All Years (June 1996 - May 2001)**

ᐊᒡᕋᒍᑕᒫᑦ ᐊᖑᔭᓄᑦ ᓇᓚᐅᑦᓴᕈᑏᑦ ᐊᒻᒪᓗ ᑕᓪᓕᒪᓄᑦ-ᐊᒡᕋᒍᓄᑦ ᐊᔾᔨᒌᓕᕐᑎᓯᒪᔪᑦ — **ᑕᒪᐃᓐᓄᑦ ᐊᒡᕋᒍᓄᑦ (ᓘᓂ 1996 - ᒪᐃ 2001)**

Aragutamat angujauvaktun tatlman araguit iluani — **Tamamik ukiuni (June 1996 - May 2001)**

Study Year/ᖃᐅᔨᓴᕐᓂᒃ ᐊᒡᕋᒍ/Ihivgiukimayut Ukiumi			1	2	3	4	5	Mean ᐊᔾᔨᒌᓕᕐᑎᓯᒪᔪᑦ Amigaitkiyait
			96/97	97/98	98/99	99/00	00/01	
Species	ᐆᒪᔪᑦ	**Umajuin**						
Caribou[1]	ᑐᒃᑐᐃᑦ[1]	Tuktut[1]	2,169	2,534	1,847	1,466	1,123	1,828
Musk-ox	ᐅᒥᒃᒪᐃᑦ	Umingmait	0	0	2	0	2	1
Polar bear[2]	ᓇᓄᐃᑦ[2]	Nanuit[2]	16	22	20	17	15	18
Wolf[3]	ᐊᒪᕈᐃᑦ[3]	Amagut[3]	20	8	20	16	1	13
Arctic fox	ᑎᓇᒐᓐᓂᐊᑦ	Tigiganiat	150	18	7	1	15	38
Coloured fox	ᖃᑯᓐᖏᑦᑐᑦ ᑎᓇᒐᓐᓂᐊᑦ	Kalaliit tigiganiat	32	9	14	12	20	17
Arctic hare	ᐅᑲᓖᑦ	Ukalik	139	110	147	63	64	105
Seals (unspecified)	ᓯᖃᑯᓖᑦ	Natiit	0	0	0	1	0	0
Ringed seal	ᓇᑦᓱᑦ	Natiinat	2,311	1,938	1,702	2,436	2,178	2,113
Bearded seal	ᐅᒡᔪᐃᑦ	Ukyuk	23	46	10	29	30	28
Harp seal	ᖃᐃᕈᓖᑦ	Qairulik	23	50	19	11	43	29
Hooded seal	ᐊᐸᐃᑦ	Nahakakaktutut ittut natiit	1	7	0	0	0	2
Walrus	ᐊᐃᓈᑦ	Akvik	7	2	8	1	5	5
Narwhal[4]	ᑑᒫᓖᑦ ᕿᓚᓗᒐᑦ[4]	Tuugaak[4]	127	71	75	145	176	119
Beluga	ᖃᑯᑦᑦ ᕿᓚᓗᒐᑦ	Kilalugak	6	1	0	0	0	1
Snow goose	ᑲᖑᐃᑦ	Kanguq	634	785	332	318	610	536
Canada goose	ᓂᑦᓖᑦ ᐅᓗᐊᒍᓐᓖᑦ	Nikliknik	0	4	0	10	2	3
Brant goose	ᓂᑦᓕᑦᓇᐃᑦ	Nirlirnaq	0	0	0	2	0	<1
White-fronted goose	ᓂᑦᓖᑦ	Nirlivik	0	0	0	5	52	11
Old squaw	ᐊᒻᒋᐊᑦᔪᒃ	Aahangik	0	0	0	1	0	<1
Eider duck[5]	ᒥᑏᑦ[5]	Kingalik[5]	53	22	13	30	33	30
Red breasted merganser	ᑲᒃᕈᑦᑐᖅ	Red breasted merganser	0	0	0	1	0	<1
Red-throated loon	ᖃᖅᓴᐅᑦ	Qaqhuaq	0	0	0	4	0	1
Black guillemot	ᐱᑦᓯᐅᓛᑦ	Black guillemot	5	2	2	0	2	2
Thick-billed murre	ᐊᑦᐸᐃᑦ	Thick-billed murre	0	9	2	4	2	3
Ptarmigan	ᐊᕿᒻᒋᑦ	Akilgik	1,269	1,039	860	645	817	926
Sandhill crane	ᑕᑎᒻᒐᔪᐊᑦ	Tatilgaq	3	2	0	3	1	2
Goose eggs	ᑲᖑᐃᑦ ᒪᓐᓂᖏᑦ	Uluaguliit manniit	444	1,838	1,155	1,224	2,811	1,494
Duck eggs	ᒥᑏᑦ ᒪᓐᓂᖏᑦ	Tinmiat manniit	0	0	0	3	1	1
Seagull eggs	ᓇᐅᔭᐃᑦ ᒪᓐᓂᖏᑦ	Nauyat manniit	0	0	10	0	0	2
Thick-billed murre eggs[6]	ᐊᑦᐸᐃᑦ ᒪᓐᓂᖏᑦ[6]	Thick-billed murre eggs[6]	2,665	0	264	10,077	0	2,601
Arctic char[7]	ᐃᖃᓗᒃᐱᑦ[7]	Ikalivit[7]	10,344	10,632	11,369	16,012	12,214	12,114
Cod[8]	ᐆᒪᐃᑦ[8]	Ugak[8]	5	3	0	19	1	6
Sculpin[8]	ᑲᓇᔪᐃᑦ[8]	Kanayuk[8]	38	18	4	132	43	47
Clams[9]	ᐊᒻᒧᒪᔪᑦ[9]	Uviluq[9]	3	0	0	0	0	1

[1-9]: See page 363 for community feedback and other sources of data.

[1-9]: ᑕᑯᒃ ᒪᐟᐱᑐᒐᖅ 364 ᓄᓇᓖᑦ ᑭᐅᔪᑎᖏᑦ ᐊᒻᒪᓗ ᐊᓯᖏᑦ ᐱᒻᒪᕆᐅᔪᑦ ᓈᒐᐅᑎᓂᒃ.

[1-9]: Takulugu makpigaak 365 nunanit kiutjutinganik ovalo aalanik naunaiyautainik.

TABLE/ᓇᓗᓇᐃᔭᐅᑦ/NAUNAIKUTA 240

Annual hunter response — **All Years (June 1996 - May 2001)**

ᐊᒻᕋᒍᑕᒫᑦ ᐊᖑᓇᓱᒃᑏᑦ ᑭᐅᓂᖏᑦ — **ᑕᒪᐃᓐᓄᑦ ᐊᒻᕋᒍᓄᑦ (ᓲᓂ 1996 - ᒪᐃ 2001)**

Angujauvaktu — **Tamamik ukiuni (June 1996 - May 2001)**

Study Year/ᖃᐅᔨᓴᕐᕕᒃ ᐊᒻᕋᒍ/Ihivgiukimayut Ukiumi			1	2	3	4	5	Total ᑲᑎᕝᕕᒋᑦ Tamakiklugin
			96/97	97/98	98/99	99/00	00/01	
Hunter Response Categories	ᐊᖑᓇᓱᒃᑏᑦ ᑭᐅᓂᖏᑦ ᐊᒻᒍᕐᓯᒪᓂᖏᑦ	**Angunahukpaktun Kiujait**						
Monthly hunter list	ᑕᕿᑕᒫᑦ ᐊᖑᓇᓱᒃᑏᑦ	Tatkitaman angunahuktut titigait	263	277	294	331	355	408*
Hunters interviewed	ᐊᖑᓇᓱᒃᑏᑦ ᐊᐱᕐᓱᕐᑕᑦ	Angunahuktin apikhuktan	258	268	290	325	342	395*
Harvested	ᐊᖑᓇᓱᒃᑐᒥᓃᑦ	Angujaujut	183	201	224	245	229	312*
Response Rate (%)	ᑭᐅᔪᑦ ᖃᑦᓯᐅᓂᖏᑦ (%)	Kiujut (%)	54	91	97	97	87	85**

* Hunters registered/interviewed/harvested at least once during the study.
** Mean annual response rate.

* ᐊᖑᓇᓱᒃᑏᑦ ᐊᑎᓕᐅᕐᓯᒪᔪᑦ/ᐊᐱᕐᓱᕐᑕᕐ/ᐊᖑᓇᓱᒃᑐᒥᓃᑦ ᐊᑕᐅᓯᐊᕐᓗᐊᕐᑐᑎᒃ ᖃᐅᔨᓴᕐᓂᒥ.
** ᐊᔾᔨᒌᕐᑎᓯᒪᔪᑦ ᐊᒻᕋᒍᑕᒫᑦ ᑭᐅᔪᑦ.

* Angunahuktin atiliukhimajut/apikhiktaunikut/anguhimajut talvani kaujihatatiplugin.
** Atjikilirhimajut ukiumun kiutjutaujut.

TABLE/ᓇᓗᓇᐃᔭᐅᑦ/NAUNAIKUTA 241

Recall period between harvest and interview, expressed as % of total harvest records — **All Years (June 1996 - May 2001)**

ᐅᑎᕐᕕᐅᔪᑦ ᐊᑯᕐᖓᓂ ᐊᖑᓇᓱᓐᓂᖓᑕ ᐊᒻᒪᓗ ᐊᐱᕐᓱᕐᑕᐅᓂᖓᑕ, ᓇᓗᓇᐃᕐᑕᑦ ᐃᒫᒃ % ᑲᑎᕝᕕᒋᑦ ᐊᖑᓇᓱᒃᑕᑦ ᑎᑎᕐᕕᑕᐅᒪᔪᑦ — **ᑕᒪᐃᓐᓄᑦ ᐊᒻᕋᒍᓄᑦ (ᓲᓂ 1996 - ᒪᐃ 2001)**

Angunahuktin apikhuktaujut, iluakhagaujutl % tamakiklugit angujauhimajut umajut — **Tamamik ukiuni (June 1996 - May 2001)**

Study Year/ᖃᐅᔨᓴᕐᕕᒃ ᐊᒻᕋᒍ/Ihivgiukimayut Ukiumi			1	2	3	4	5	Total ᑲᑎᕝᕕᒋᑦ Tamakiklugin
			96/97	97/98	98/99	99/00	00/01	
Recall Period	ᐅᑎᕐᕕᐅᔪᑦ	**Pigiakvia**						
≤ 3 months	≤ 3 ᑕᕿᑦ	≤ tatkin pingahut	77	83	89	92	87	86
4-6 months	4-6 ᑕᕿᑦ	tatkin hitaman 6nut	18	11	11	6	11	11
> 6 months	> 6 ᑕᕿᑦ	> 6 tatkin	4	5	0	1	2	3

TABLE/ᓇᓗᓇᐃᔭᐅᑦ/NAUNAIKUTA 242

Number of hunters harvesting each species

ᖃᑦᓯᐅᓂᖏᑦ ᐊᖑᓇᓱᒃᑏᑦ ᐊᖑᓇᓱᒃᐸᑦᑐᑦ ᐊᑐᓂᒃ ᐆᒪᔪᕐᓂᒃ

Angunahuktin angutivaktun umajunik

All Years (June 1996 - May 2001)

ᑕᒪᐃᓐᓄᑦ ᐊᒃᕐᒍᓄᑦ (ᔫᓂ 1996 - ᒪᐃ 2001)

Tamamik ukiuni (June 1996 - May 2001)

Study Year/ᖃᐅᔨᓴᕐᕕᒃ ᐊᒃᕐᒍ/Ihivgiukimayut Ukiumi			1 96/97	2 97/98	3 98/99	4 99/00	5 00/01	Total ᑲᑎᑦᑐᑦ Tamakiklugin
Species	**ᐆᒪᔪᑦ**	**Umajuin**						
Caribou	ᑐᒃᑐᐃᑦ	Tuktut	147	161	153	140	123	240
Musk-ox	ᐅᒥᒃᒪᐃᑦ	Umingmait			2		1	3
Polar bear#	ᓇᓄᐃᑦ#	Nanuit#	n/d	n/d	n/d	n/d	n/d	n/d
Wolf	ᐊᒪᕈᐃᑦ	Amagut	8	5	7	8	1	21
Arctic fox	ᑎᓇᒐᓐᓂᐊᑦ	Tigiganiat	17	11	7	1	7	35
Coloured fox	ᖃᑯᓐᖏᑦᑐᑦ ᑎᓇᒐᓐᓂᐊᑦ	Kalaliit tigiganiat	11	8	9	7	13	41
Arctic hare	ᐅᑲᓖᑦ	Ukalik	35	39	54	33	25	109
Seals (unspecified)	ᓯᖕᑯᓖᑦ	Natiit				1		1
Ringed seal	ᓇᑦᓱᑦ	Natiinat	128	152	164	209	183	270
Bearded seal	ᐅᒡᔪᐃᑦ	Ukyuk	12	28	5	18	20	59
Harp seal	ᖃᐃᕈᓖᑦ	Qairulik	6	22	15	8	20	49
Hooded seal	ᐊᐸᐃᑦ	Nahakakaktutut ittut natiit	1	7				8
Walrus	ᐊᐃᓈᑦ	Akvik	3	2	5	1	3	13
Narwhal	ᑑᒐᓖᑦ ᕿᓚᓗᒐᑦ	Tuugaak	27	32	37	55	60	110
Beluga	ᖃᑯᑦᑦ ᕿᓚᓗᒐᑦ	Kilalugak	3	1				4
Snow goose	ᑲᖑᐃᑦ	Kanguq	43	75	40	65	82	157
Canada goose	ᓂᕐᓖᑦ ᐅᓗᐊᒍᓐᓖᑦ	Nikliknik		2		5	2	7
Brant goose	ᓂᕐᓕᕐᓇᐃᑦ	Nirlirnaq				1		1
White-fronted goose	ᓂᕐᓖᑦ	Nirlivik				2	1	3
Old squaw	ᐊᒃᑭᐊᕐᔪᒃ	Aahangik				1		1
Eider duck	ᒥᑏᑦ	Kingalik	7	10	7	16	11	38
Red breasted merganser	ᑲᒃᓯᕐᑐᖅ	Red breasted merganser				1		1
Red-throated loon	ᖃᖅᓴᐅᑦ	Qaqhuaq				2		2
Black guillemot	ᐱᑦᓯᐅᓛᑦ	Black guillemot	1	1	2		2	6
Thick-billed murre	ᐊᑦᐸᐃᑦ	Thick-billed murre		2	2	3	1	8
Ptarmigan	ᐊᕿᒡᑏᑦ	Akilgik	57	63	71	67	65	157
Sandhill crane	ᑕᑎᒡᒐᕐᔪᐊᑦ	Tatilgaq	1	2		2	1	6
Goose eggs	ᑲᖑᐃᑦ ᒪᓐᓂᖏᑦ	Uluaguliit manniit	4	11	16	14	42	65
Duck eggs	ᒥᑏᑦ ᒪᓐᓂᖏᑦ	Tinmiat manniit				1	1	2
Seagull eggs	ᓇᐅᔭᐃᑦ ᒪᓐᓂᖏᑦ	Nauyat manniit			1			1
Thick-billed murre eggs	ᐊᑦᐸᐃᑦ ᒪᓐᓂᖏᑦ	Thick-billed murre eggs	7		3	28		33
Arctic char	ᐃᖃᓗᒃᐱᑦ	Ikaliviit	76	121	109	148	130	244
Cod	ᐆᒐᐃᑦ	Ugak	1	1		2	1	4
Sculpin	ᑲᓇᔪᐃᑦ	Kanayuk	2	2	1	7	5	15
Clams	ᐊᒃᒧᒪᔪᑦ	Uviluq	1					1

‡‡ No data are available corresponding to the harvest numbers shown in the harvest estimates table which were provided by DSD.

‡‡ ᑎᑎᕋᓯᒪᔪᓂᒃ ᐱᑕᖃᖅᖏᑦᑐᖅ ᐱᔾᔪᑎᓕᓐᓂᒃ ᐊᖑᔭᑦ ᖃᑦᓯᐅᓂᖏᓐᓄᑦ ᐊᓚᒃᑲᐅᒪᔪᓄᑦ ᐊᖑᔭᓄᑦ ᓇᓚᐅᑦᑕᑎᓂ ᑐᓂᔭᖏᓐᓂ ᐃᑯᐱᕐᕕᓕᕆᔨᑦ.

‡‡ Nahagauhimaitut titigakhimajunik pitman kanuk angujaukatakhimajunik kanukitunit pijaumajut ikupiktulikijinik.

6.1.10

6.1.10 Community Results Discussion: Pond Inlet

The survey frame:

An assessment of under-enumeration during the community visit indicated that there were very few Inuit hunters who were not registered in the Harvest Study. It is estimated that there was one non-Inuit hunter with assigned hunting rights who was not registered, an active hunter. As discussed in Section 5.2.1 the effect of this under-enumeration would have led to a downward bias of the harvest estimates. However, the extent of the bias is likely very small since the missing hunter represents less than one percent of the total hunter population (Table 10).

Survey coverage and non-response bias:

Response rates in some months of year 1 of the study were quite low in Pond Inlet, dropping below 50% in 7 of the 12 months. Response rates in years 2 to 4 were excellent; however the rates did decline in the last few months of year 5. As seen in Table 9 the consistent intentional non-response rate in Pond Inlet was low, at 2.0%, and was not thought to be a potential source of non-response bias.

Response rates were felt to be high enough and non-response bias low enough during years 2 to 4 to ensure that n did in fact constitute a sufficiently representative sample of N hunters. Readers should exercise caution when using the data collected during year 1 and during the latter months of the study since the potential for both sampling error and non-response bias increases as response rates fall.

Measurement issues and response error:

There were no specific incidents of measurement error brought up during the community visit. However, readers should refer to Section 5.4 for a thorough discussion of this issue.

As seen in the recall period tables, during most months of the study the majority of harvest records were collected within three months of the harvest. However, there were several months in each year of the study where there was an increase in the percentage of records with recall periods of four to six months. These months should be noted since there is a greater potential for measurement error due to recall failure as recall periods increase.

As noted in the comments associated with arctic char, below, there was commercial harvesting of char during the study. It appears that harvest estimates do include some of the commercial harvest and should be considered too high if only considering the subsistence harvest of the community.

Community feedback and other sources of data:

1. **Caribou:** Caribou harvesting consisted of barren-ground caribou. Harvest estimates seem accurate; caribou were abundant around the community in the first two years of the study (C.F.).
2. **Polar bear:** Numbers displayed are not estimates but confirmed harvest numbers supplied by DSD (DSD PB).
3. **Wolf:** The harvest estimate in year 5 seems too low. Estimates in other years look more accurate (C.F.).
4. **Narwhal:** Harvest estimates in years 2 and 3 seem somewhat low. The annual narwhal quota was 100 animals. Hunters report that the harvests will vary from year to year and this variation is often related to killer whales in the area. The killer whales drive the narwhal closer to the community (C.F.). DFO reports the following harvest numbers for narwhal (note that DFO data are based on fiscal years, whereas Harvest Study data are based on harvest years that run from June to May) (DFO N/B):

96/97	97/98	98/99	99/00	00/01
100	75	108	130	166

5. **Eider duck:** Both king and common eiders are harvested by Pond Inlet hunters (C.F.).
6. **Thick-billed murre eggs:** Hunters reported that ice conditions were poor in year 2 when there was an early break-up; hunters were unable to get to the eggs. There should have been eggs reported in year 5, the lack of harvest during this year seems inaccurate (C.F.).
7. **Arctic char:** There was commercial harvesting of char throughout the Harvest Study (DFO F). One of the Fieldworkers reported that some commercial harvest was reported along with the subsistence harvest. Some hunters reported that the harvest estimates are too low if all commercial harvesting was reported. Therefore harvest estimates are thought to include the subsistence harvest and only some of the commercial harvest (C.F.).
8. **Cod/sculpin:** Harvested in nets along with arctic char (C.F.).
9. **Clams:** Although harvest estimates seem accurate, numbers have increased since the Harvest Study due to local divers who are now harvesting clams. It is necessary to dive for clams since the tides are not sufficient to allow for digging of clams at the shoreline (C.F.).

6.1.10 ᓄᓇᓕᖕᓂ ᓴᖅᑭᑕᐅᔪᓂᒃ ᐅᖃᖃᑎᒌᒃᑕᑎᑦ: ᒥᑦᑎᒪᑕᓕᒃ

ᖃᐅᔨᓴᓂᐅᑉ ᐋᖅᑭᐅᒪᓂᖓ:

ᑐᑭᓯᔭᐅᓇᓱᑦᑎᓗᒋᑦ ᐊᑎᓕᐅᓇᖕᒋᓗᐊᕐᓂᑦ ᓄᓇᓕᑦ ᐳᓚᕋᖅᑕᐅᑎᓗᒋᑦ ᑕᓱᑎᑦᓯᓚᐅᖅᑐᑦ ᖃᑦᑏᓐᓇᑯᓗᐃᑦ ᐊᖑᓇᓱᒃᑎᑦ ᐊᑎᖃᖃᑕᐅᓚᐅᖕᒋᖕᓂᖕᒋᓂᒃ ᖃᐅᔨᓴᓂᕐᒧᑦ. ᐃᓱᒪᒋᔭᐅᔪᖅ ᐊᑕᐅᓯᐅᓚᐅᓇᖓᓂᒃ ᐃᓅᖕᒋᑦᑐᖅ ᐱᔪᓐᓇᐅᒻᒥᒃ ᐊᖑᓇᓱᒍᓐᓇᐅᑎᖃᖅᑐᒥᒃ ᐊᑎᖃᖃᑕᐅᓚᐅᖕᒋᑦᑐᒥᒃ ᐊᖑᓇᓱᑎᐅᓪᓗᓂ ᑕᒫᐸᓗᒃᑯᑦ. ᐅᖃᐅᓯᐅᒻᒪᑕ ᓈᓴᐅᑎᒥ 5.2.1 ᑕᒪᑐᒪ ᐊᑎᓕᐅᓇᖕᒋᓗᐊᕈᑎᐅᑉ ᐱᒍᑕᐅᓂᖓ ᐊᑦᑎᑯᓐᓕᑎᑦᓯᒪᒐᔭᖅᑐᐃᑦ ᐆᒪᔪᖅᑕᐅᑯᑦᑐᑦ ᖃᑦᓯᐅᑯᖕᒋᖕᓂᒃ. ᑭᓯᐊᓂ, ᖃᓄᑎᒋ ᐃᓚᓕᐅᓇᖕᒋᖕᓂᖃᖕᓂᒪᖓᒃ ᑮᑕᒋᓗᖅᑐᖅ ᐃᓚᓕᐅᑎᔭᐅᓯᒪᖕᒋᑦᑐᖅ ᑖᓐᓇ ᐊᖑᓇᓱᑎ 1%ᖑᖕᒋᒻᒪᓗᖕᓂᑦ ᑲᑦᑎᐅᓂᖕᒋᑦ ᑕᑯᑦᓗᒋᑦ ᐊᖑᓇᓱᑦᑎᓕᒫᑦ (ᓇᓕᖅᑲᖅ 10).

ᖃᐅᔨᓴᖅᑕᐅᔪᑦ ᐊᒻᒪ ᐃᓚᓕᐅᓇᔭᐅᑭᖕᒋᑦᑐᑦ ᑭᐅᖕᒋᑦᑐᑦ:

ᑭᐅᑭᑦᑎᒋᓂᖕᒋᑦ ᑕᖅᑭᑦ ᐃᓚᖕᒋᖕᓂ ᐅᑭᐅᒥ 1 ᖃᐅᔨᓴᓂᖃᖅᑎᑦᓗᒍ ᖃᑦᑏᓐᓇᐅᑦᓗᐊᑲᓚᓚᐅᖅᑐᑦ ᒥᑦᑎᒪᑕᓕᖕᒥ, ᑲᑕᔾᔪᒥᑦᓗᑎᒃ 50% ᑐᖕᒐᓂᑦ 7ᓂᒃ ᑕᖅᑭᐅᔪᓂ ᐊᑦᑐᓯᓚᒫᒥ. ᑭᐅᑭᑦᑎᒋᓂᖕᒋᑦ ᐅᑭᐅᖕᒋᖕᓂ 2ᒥᑦ 4ᒧᑦ ᓈᒻᒪᑦᑎᐊᓚᐅᖅᑐᑦ; ᑭᓯᐊᓂ, ᖃᑦᑎᐅᑎᒋᓂᖕᒋᑦ ᑲᑕᑉᐸᓕᐊᓚᐅᑦᒥᔪᑦ ᑕᖅᑭᑦ ᑭᖑᓪᓕᖅᐸᖕᒋᖕᓂ ᐅᑭᐅᖕᒐᓂ 5. ᑕᑯᑦᓯᒻᒪᑕ ᓇᓕᖅᑲᒥ 9 ᐱᔾᔪᓐᓗᑎᒃ ᑭᐅᑦᑕᐃᓕᑦᓴᐃᓇᐸᑦᑐᑦ ᒥᑦᑎᒪᑕᓕᖕᒥ ᖃᑦᑏᓐᓇᑯᔫᓚᐅᖅᑐᑦ, 2%ᒦᑦᑐᑎᒃ, ᐊᒻᒪᓗ ᐃᓱᒪᒋᔭᐅᓚᐅᖕᒋᑦᑐᖅ ᐱᒍᑕᐅᑐᐃᓇᓇᐊᖃᖕᓂᖕᓂᒃ ᑭᐅᑭᖕᒋᑦᑐᓂᒃ ᐃᓚᓕᐅᓇᖕᒋᓗᐊᖕᓂᕐᒧᑦ.

ᑭᐅᑭᑦᑎᒋᓂᖕᒋᑦ ᐊᒥᓲᑦᑎᐊᕋᓱᒋᔭᐅᓚᐅᖅᑐᑦ ᐊᒻᒪᓗ ᑭᐅᑭᖕᒋᖕᓂᑦ ᐅᓄᓗᐊᕋᑎᒃ ᐅᑭᐅᖕᒋᖕᓂ 2ᒥᑦ 4ᒧᑦ ᑖᒃᑯᐊ ᐊᐱᖅᓱᖅᑕᐅᑭᑦᑐᑦ ᖃᑦᑎᐅᓂᖕᒋᑦ ᒥᑦᓴᐅᓯᓯᒪᑦᑎᐊᕐᓂᖕᒋᖕᓂᒃ ᐊᖑᓇᓱᑦᑎᓂᒃ ᐊᑎᖃᖃᑕᐅᔪᓂᒃ. ᐅᖃᓚᒫᖅᐸᑦᑐᑦ ᐅᔾᔨᖅᑐᒋᐊᖃᖅᑐᑦ ᐊᑐᕐᓂᐊᕈᓐᓂᒃᔪᒃ ᐊᑦᓚᐅᓯᒪᔪᐃᑦ ᓄᐊᑕᐅᓯᒪᔪᑦ ᐅᑭᐅᒥ 1 ᐊᒻᒪᓗ ᑕᖅᑭᑦ ᑭᖑᓪᓕᖅᐸᖕᒋᖕᓂ ᖃᐅᔨᓴᓂᕐᒥ, ᑕᒻᒪᖅᓯᒪᐅᖅᑐᑦ ᐊᒻᒪᓗ ᑭᐅᑭᖕᒋᖕᓂᒃ ᐃᓚᓕᐅᓇᖕᒋᓗᐊᕐᓕᑦ ᐱᑭᑦᓕᐊᓲᖑᒻᒪᑕ ᑭᐅᑭᑦᑎᒋᓂᖕᒋᑦ ᑲᑕᔾᔪᒥᒃᔭᖕᒐᑕ.

ᓱᖅᑯᐃᖅᓯᔾᔪᑎᓈᓕᖕᒐᔪᑦ ᐊᒻᒪ ᑭᐅᔾᔪᑎᑦ ᑕᒻᒪᖅᓯᒪᐅᖅᑐᑦ:

ᑭᓯᒥᒃ ᓴᖅᑭᖅᑐᖃᓐᓂᑦᑖᓚᐅᖕᒋᑦᑐᖅ ᑕᒻᒪᖅᓯᒪᐅᖅᑐᖃᖕᓂᕐᒪᖕᒐᑦ ᐳᓚᕋᖅᑕᐅᑎᓗᒋᑦ ᓄᓇᖃᖅᑐᑦ, ᑭᓯᐊᓂ, ᐅᖃᓚᒫᖅᑐᑦ ᖃᐅᔨᒋᐊᖅᑐᑦᓴᐅᔾᑦ ᓈᓴᐅᑎᒧᑦ 5.4 ᐅᖃᐅᓯᐅᑎᓗᒍ ᑕᒪᓐᓇ.

ᑕᐃᒫᒃ ᑕᑯᑦᓯᒻᒪᑕ ᓇᓕᖅᑲᓐᑦᑐᑦ ᐊᑯᑦᑐᓂᖕᒋᑕ ᐃᖅᑲᐅᒪᔭᕆᐊᖃᖅᐸᑦᑕᖕᒋᑕ, ᑕᒪᐃᓐᓂᑲᓴᒃ ᑕᖅᑭᐅᔪᓂ ᖃᐅᔨᓴᓂᖃᖅᑎᑦᓗᒍ ᐅᓄᕐᓂᖅᓴᐃᑦ ᐊᑦᓚᐅᓯᒪᔪᑦ ᐆᒪᔪᖅᑕᐅᑦᑐᓂᒃ ᓄᐊᑕᐅᑦᓚᐅᓂᕐᒋᖕᓂᒃ ᑕᖅᑭᑦ ᐱᖓᓱᑦ ᐃᓗᐊᓂ ᐆᒪᔪᖅᑕᐅᓚᐅᖅᑎᑦᓗᒋᑦ. ᑭᓯᐊᓂ, ᑕᖅᑭᒐᓴᐃᑦ ᐱᓚᐅᕐᒥᔪᑦ ᐊᕐᕋᒍᑕᒫᑦ ᐅᓄᖅᓯᒋᐊᖅᓯᒪᑦᓚᐅᓂᖕᒋᖕᓂᑦ ᐊᑯᑦᑐᔪᓂᒃ ᐃᖅᑲᖅᓴᓇᐊᖃᖅᐸᑦᑐᑦ ᑕᖅᑭᓄᑦ ᑎᓴᒪᓂᑦ ᐊᕐᕕᓂᓐᓄᑦ. ᑕᒪᒃᑯᐊ ᑕᖅᑭᑦ ᐅᔾᔨᖅᑐᖅᑕᐅᔪᓴᐅᔪᑦ ᑕᒻᒪᖅᓯᒪᐅᔪᖃᓐᓂᖅᓴᐅᑐᐃᓐᓇᕈᐊᖃᖅᓂᖕᒋᓐᓄᑦ ᐃᖅᑲᐅᒪᑦᑎᐊᕈᓐᓂᓯᖑᒻᒪᑕ ᐊᑯᑦᑐᓗᐊᓕᕋᖕᒐᑕ ᐃᖅᑲᖅᓴᓇᐊᖃᖅᐸᑦᑕᖕᒋᑦ.

ᐅᖃᐅᓯᐅᔪᑦ ᒪᓕᒃᑐᒋᑦ ᐃᖃᓗᐃᑦ ᐱᑦᓗᒋᑦ ᐊᑎᑦᑎᓐ ᓂᐅᕐᒋᑕᖃᖅᑐᖃᖅᐸᑦᑕᐅᖅᑐᖅ ᐃᖃᓗᒥᓂᕐᓂᒃ ᖃᐅᔨᓴᓂᖃᖅᑎᑦᓗᒍ. ᑕᑯᑦᓯᖅᑰᔨᔪᑦ ᐃᖃᓗᒃᑕᐅᑦᑐᐃᑦ ᐃᓚᖕᒋᑦ ᐱᖃᓯᐅᑎᓯᒪᓂᖕᒋᖕᓂᒃ ᓂᐅᕐᒋᑦᑎᑦᓴᓕᐊᒥᓂᕐᓂᒃ ᑕᐃᒪᐃᒻᒪᑦᓗ ᐃᓱᒪᒋᔭᐅᔪᓐᓇᖅᑐᑦ ᐊᖕᒋᓗᐊᓇᐊᖕᒋᖕᓂᒃ ᐃᓱᒪᒋᖃᓯᐅᑎᓚᐅᕐᓗᑦ ᓂᑭᒃᓴᒋᐊᖑᔪᑦᑐᑦ ᓄᓇᓕᒻᒥ.

ᓄᓇᓕᒻᒥ ᑭᐅᔾᔪᑎᑦ ᐊᒻᒪᓗ ᐊᓯᖕᒋᑦ ᐊᑦᓚᐅᓯᒪᔪᑦ:

1 **ᑐᒃᑐᐃᑦ:** ᑐᒃᑐᐃᑦ ᓇᑉᖅᑐᖃᖕᒋᑦᑐᒥᐅᑕᑦ ᐱᔭᐅᑭᑦᑐᑦ ᖃᑦᑎᐅᓂᖕᒋᑦ ᓈᒻᒪᑦᑑᔭᖅᑐᑦ; ᑐᒃᑐᐃᑦ ᐊᑐᐃᓐᓇᐅᑦᓯᐊᓚᐅᖅᑐᑦ ᓄᓇᓕᐅᑦ ᖃᓂᒋᔭᖕᒐᓂ ᐅᑭᐅᒃ ᒪᕐᑮᒃ ᓯᕗᓪᓕᖅᐸᖕᒋᖕᓂ ᖃᐅᔨᓴᓂᖃᓇᐊᓯᑎᓪᓗᒍ (C.F.).

2 **ᓇᓄᐃᑦ:** ᓈᒻᒪᑎᑦ ᑕᑯᔭᒃᓴᐅᔪᑦ ᒥᑦᓴᐅᓯᑭᑎᑐᐃᓐᓇᐅᖕᒋᑦᑐᑦ ᑭᓯᐊᓂ ᓈᒻᒪᖅᑕᐅᓯᒪᓪᓚᑦᑖᖅᑐᑦ ᓄᓇᕗᑦ ᒐᕙᒪᒃᑯᑦ ᐃᑯᐱᕝᕕᓕᓇᔾᔭᒃᑯᖕᒋᖕᓄᑦ (DSD PB).

3 **ᐊᒪᕈᖅ:** ᐊᒪᕈᖅᑕᐅᑦᑐᒥᓂᑦ ᐅᑭᐅᒥ 5 ᐊᑦᑎᓗᐊᖅᑑᔭᖅᑐᑦ. ᐅᑭᐅᓂ ᐊᓯᖕᒋᖕᓂ ᖃᑦᑎᐅᓂᖕᒋᑦ ᓇᓚᐅᑦᑎᓂᖅᓴᐅᔭᖅᑎᑦᓗᒋᑦ (C.F.).

4 **ᑑᒐᓕᑦ:** ᑑᒐᓕᒐᖅᑕᐅᔪᒥᓂᑦ ᐅᑭᐅᖕᒋᖕᓂ 2 ᐊᒻᒪ 3 ᐃᓚᖓᒍᑦ ᐊᑦᑎᓗᐊᖅᑰᔾᔪᑦ. ᐊᕐᕌᒍᑕᒫᑦ ᑰᑕᖅᑲᖅᐸᑦᑐᖅ 100ᓂᒃ ᐊᓚᓐᖑᐊᓂᒃ. ᐊᖑᓇᓱᑦᑎᑦ ᐅᖃᖅᐸᓚᐅᖅᑐᑦ ᐊᓚᓐᖑᐊᖅᑕᐅᑦᑐᑦ ᐊᔾᔨᒌᑦᓴᐃᓐᓇᖅᐸᖕᒋᖕᓂᖕᓂᒃ ᐊᕐᕌᒍᑕᒫᑦ ᐊᒻᒪᓗ ᑕᒪᓐᓇ ᐱᒍᑎᖃᓗᐊᖅᐸᑦᑐᓂ ᐊᕐᓗᖃᐅᖅᐸᖕᒋᖕᓂᖕᒐᓂᑦ ᖃᓂᒋᔭᖕᒐᓂ. ᐊᕐᓗᐃᑦ ᐅᖑᓇᖕᓂᖅᓴᐅᓲᖑᒻᒪᑕᓗ ᓄᓇᓕᐅᑦ ᖃᓂᒋᓂᖅᓴᖕᒐᓂᑦ (C.F.). ᐃᒪᕐᒥᐅᑕᓕᓇᔾᔭᒃᑯᖕᓂᑦ ᐊᓚᑕᐅᓯᒪᔪᐃᑦ ᐅᑯᐊ ᓈᒻᒪᑎᑦ ᑑᒐᓕᒐᖅᑕᒥᓂᕐᓂᑦ (ᖃᐅᔨᒪᒋᑦ ᐃᒪᕐᒥᐅᑕᓕᓇᔾᔭᒃᑯᑦ ᓈᒻᒪᑎᖕᒋᑦ ᒪᓕᒻᒪᑕ ᑮᓇᐅᔭᖅᑑᑎᒋᑦᑕᒥᑕ ᐅᑭᐅᖕᒋᖕᓂᒃ, ᐆᒪᔪᖅᑕᐅᑦᑐᓂᓕ ᐊᓚᓯᒪᔪᖕᒋᑦ ᒪᓕᖕᒐᕐᒪᑕ ᐱᒋᐊᕐᕕᖅᑐᑎᒃ ᔪᓂᒥᑦ ᒪᐃᒧᑦ) (DFO N/B):

96/97	97/98	98/99	99/00	00/01
100	75	108	130	166

5 **ᒥᑎᑦ:** ᑕᒪᒃᑭᒃ ᕿᖕᒐᓕᑦ ᒥᑎᓐᓗ ᐱᔭᐅᑭᑦᑐᑦ ᒥᑦᑎᒪᑕᓕᖕᒥ ᐊᖑᓇᓱᑦᑎᓂᑦ (C.F.).

6 **ᐊᑦᐸᐃᑦ ᒪᓐᓂᖕᒋᑦ:** ᐊᖑᓇᓱᒃᑎᑦ ᐅᖃᖅᐸᓚᐅᖅᑐᑦ ᓯᑯᓗᓚᐅᓇᖅᓴᖕᒐᓂᒃ ᐅᑭᐅᖕᒐᓂ 2 ᑐᑭᐃᓐᓕᔪᒥᓂᐅᓐᓗᑎᓪᓗ; ᐊᖑᓇᓱᒃᑎᑦ ᒪᓐᓂᑦᑕᓇᐊᖃᖅᑲᓚᐅᖕᒋᑦᑐᑎᒃ. ᐅᑭᐅᖕᒐᓂ 5 ᐅᖃᐅᓯᐅᔪᖅᓇᐊᖃᓐᓂᕐᒥᔪᒃᓗᐊᖅ, ᐱᔪᖃᖕᒋᓗᐊᖅᑐᒥᓂᐅᓂᖕᒐ ᐅᑭᐅᒥ ᑕᑭᓂ ᒥᑦᓴᐅᓯᒪᑦᑎᐊᖅᑰᖕᒋᑦᑐᖅ (C.F.).

7 **ᐃᖃᓗᐃᑦ:** ᓂᐅᕐᒋᑦᑎᑦᓴᓂᒃ ᐃᖃᓗᓴᓯᑦᑐᖃᖅᐸᓚᐅᖅᑐᖅ ᖃᐅᔨᓴᓂᖅ ᐱᓕᓇᐊᖑᓂᓕᒫᖕᒐᓂ (DFO F). ᐃᓚᖓ ᐳᓚᕋᖅᑎᐅᔪᖅ ᐅᖃᓚᐅᖅᑐᖅ ᐃᓚᖕᒋᑦ ᓂᐅᕐᒋᑦᑎᑦᓴᓕᐊᒥᓂᑦ ᐅᖃᖃᓯᐅᔭᕆᐅᑦᑐᒥᓂᐅᓂᖕᒋᖕᓂᒃ ᓂᕿᒃᓴᒋᐊᖑᔪᒥᓂᕐᓄᑦ. ᐃᓚᖕᒋᑦ ᐊᖑᓇᓱᒃᑎᑦ ᐅᖃᓚᐅᕐᒥᔪᑦ ᐃᖃᓗᒃᑕᐅᑦᑐᑦ ᖃᑦᑎᐅᓂᖕᒋᑦ ᐊᑦᑎᓗᐊᕐᓂᖕᒋᖕᓂᒃ ᐅᖃᖃᓯᐅᔭᕆᐅᔪᐃᓐᓇᐅᓂᕈᑎᒃ ᓂᐅᕐᒋᑦᑎᑦᓴᓕᐊᖑᔪᑦᑐᒥᓂᑦ. ᑕᐃᒪᐃᒻᒪᑦ ᐃᖃᓗᒃᑕᐅᔪᒥᓂᑦ ᓈᒻᒪᑎᖕᒋᑦ ᐱᖃᓯᐅᑎᓯᒪᓱᓇᔭᐅᔪᑦ ᒋᐊᖑᔪᑦᑐᓂᒃ ᐊᒻᒪᓗ ᐃᓚᐃᓐᓇᑯᓂᖕᒋᖕᓂᒃ ᓂᐅᕐᒋᑦᑎᑦᓴᓕᐊᒥᓂᕐᓂᒃ (C.F.).

8 **ᐆᒐᐃᑦ/ᑲᓇᔪᐃᑦ:** ᐃᖃᓗᖕᓂᐅᑎᓄᑦ ᓄᓗᐊᖃᓯᐅᑎᑦᑐᑦ (C.F.).

9 **ᐊᒻᒧᒪᔪᑦ:** ᐊᒻᒧᒪᔪᖅᑕᐅᑦᑐᑦ ᓇᓚᐅᑦᓯᑦᑎᐊᖅᑑᔭᕋᓗᐊᖅᑎᑦᓗᒋᑦ, ᐅᓄᖅᓯᒋᐊᖅᓯᒪᔪᑦ ᑕᐃᒪᐃᖕᒐᓂᑦ ᖃᐅᔨᓴᓂᖃᓇᐊᓯᓚᐅᖅᓯᒪᒻᒪᑦ ᐊᖅᑲᐅᒪᑦᑐᑦ ᐊᒻᒧᒪᔪᒃᓯᐸᓕᓂᖕᒋᖕᓄᑦ. ᐊᖅᑲᐅᒪᓗᓂ ᑭᓯᐊᓂᐅᑦᑐᖅ ᐊᒻᒧᒪᔪᖅᑕᖅᑐᖃᖕᓂᐊᕈᓂ ᑎᓂᓂᑭᖕᒐᓂᑦ ᐊᒻᒧᒪᔾᔨᐊᖅᑐᖃᕈᒪᖕᓂᕋᓗᐊᕈᓂ ᑎᓂᓂᒥ (C.F.).

6.1.10 Nunanit Iniktigutait Ukauhiit: Mitimatalik

Ihivgiuktit Atugutait:
Ihivgiufaahimayut ataani naunaiyakhimayut nunani pulaakatakhimapluta ukakhimayut ikitut Inuit umayukhiuktit titigakhimaitut Umayukhiukhimayuni Ihivgiuhimayuni. Nalunangituk atauhimik inuinaungitumik umayukhiuktikaktuk tuniyauhimayut umayukhiugutimik inmiigutihimayumik titigaktauhhimaituk, umayukhiukataktuk. Ukauhimayut ilangani 5.2.1 ikpinagiyait hamna ataani naunaiyakhimayuk pilaaktuk ataanut ihumagiyait umayukhiukhimayut naunaiyautaini. Kihimi pihimayuk ihumagiyait mikiyuk pihimaitut umayukhiuktit mikinikhaamik 1%mik tamaat umayukhiuktinit (ikpatauyak 10).

Ihivgiukhimayut pihimayait ovalo kiuyuitut ihumagiyait:
Kiuhimayut naunaiyautait ilangini tatkikhiutini ukiumi 1mi ihivgiuktuni mikiyut Mitimatalikmi, katakhuni 50%mik 7nut 12nit tatkikhiutini. Kiuhimayut naunaiyautait ukiumi 2mi ovalo 4mi nakuuyut, kihimi naunaiyautait katakhimayut kinguliutaini tatkikhiutini ukiumi 5mi. Takuhimayut ikpatauyami 9mi pikataktut kiuyuitut naunaiyautait Mitimatalikmi mikiyut, 2%mik ovalo ihumagiyaungituk pilaaktuni ilainik kiuyuitut ihumagiyaini.

Kiuhimayut naunaiyautait angiyut ovalo kiuyuitut ihumagiyait mikiyut ukiumi 2mit 4mut pigiagani nni pihimayuk nakuuyumik naunaiyautaini Nni umayukhiuktit. Taiguaktut piyukhat atugumik katitikhimayunik katitigutaini ukiumi 1mi ovalo kinguani tatkikhiutit ihivgiuktitlugit pilaakhutik tamamik uktukhimayut ihuinaagutaini ovalo kiuyuitut ihumagiyaini angiklihimayut kiuhimayut naunaiyautait katanmata.

Atugutingit ihumagiyait ovalo kiuhimayut ihuinaagutait:
Pikangituk atugutingit ihuinaakhimayuni ukaktunit nunani pulaaktakhimatitlugit, Kihimi taiguaktut takuyuhat ilangnai 5.4 ukauhiinik hapkoa ihumagiyauyunit.

Takuhimayuni utiktihimayut ubluit ikpatauyani ihivgiuktitlugit amigaitut umayukhimayut titigagutaini katitikhimayut iluani pingahut tatkikhiutini umayukhiukhimayuni. Kihimi, amigaivyaktut tatkikhiutini tamamik ukiuni ihivgiuktitlugit angilihimayut ilangit titigakhimayut utiktitihimakyut ubluit hitamat siksinut tatkikhiutini. Hapkoa tatkikhiutit nalunaikhimayukhat pilaaktunik atugutingit ihuinaalaaktunik utiktihimayut pingitpata utiktihimayakhait ubluit angiklikpat.

Titigakhimayuni ukauhiinik mikhaanut ikaliviit haman, kinauyaliuhimayut umayukhiugutaini ikaliviit ihivgiuktitlugit. Takukhauyut umayukiukhimayut naunaiyautait ilauyut ilangit kinauyaliuktut umayukhiuktuni ovalo ihumaiyakhait angiyut talvatuak ihumagiliktainik atuktakhainik umayukhiukhimayut nunani.

Nunanit ukakhimayut ovalo aalat pihimayaini katitikhimayuni:

1. **Tuktut:** Tuktut umayukhiukhimayut ilauyut nunani tuktut. Umayukhiukhimayut naunaiyautait nakuuyut; Tuktut amigaitpaktut haniani nunat hivulimi malguk ukiuni ihivgiuktitlugit (C.F.).
2. **Nanuit:** Amigaitjutait takuhimayut naunaiyautaungitut kihimi pihimayut umayukhiukhimayut amigaitjutait tunihimayut DSDkunit (DSD PB).
3. **Amagut:** Umayukhiukhimayut naunaiyautait ukiumi 5mi mikiyut. Naunaiyautait aipaini ukiuni naamaktut (C.F.).
4. **Tuugaat:** Umayukhiukhimayut naunaiyautait ukiumi 2mi ovalo 3mi mikiyut. Ukiuk tamaat tugaaliit kilalugait 100kuyut umayut. Umayukhiuktit tuhaktitihimayut umayukhiukhaiyit aalaukataniaktuk ukiunit ovalo hamna aalagugutait pihimavaktut mikhaanut kiniktut kilalugakpakyuit (killer whale) nunani. Kilalugakpakyuit kimaatkakpaktait tugaaliit kilalugait hanianut nunat (C.F.). DFOkut tuhaktitihimayut hapkoa umayukhiukhimayut amigaitjutait tugaaliit kilalugait (nalungilutit DFOkut katitikhimayait atuktaini atukhimayut ukiungit, Umayukhiukhimayut ihivgiugutait umayukhiukhimayut ukiungit pivaktut Junemit Maymut) (DFO N/B):

96/97	97/98	98/99	99/00	00/01
100	75	108	130	166

5. **Tingmiat:** Tamamik kingaliit ovalo mitiit umayukhiukpaktut Mitimatalikmi umayukhiuktinit (C.F.).
6. **Akpait maniit:** Umayukhiuktit tuhaktitihimayut hikut naamagutait nakuungitut ukiumi 2mi hikut ahiguktinagimata; umayukhiuktit pingitut maninut. Piyukhat maniit tuhaktitihimayut ukiumi 5mi, Pingitut umayukhiukhimayuni hamani ukiumik nakuuyut (C.F.).
7. **Ikaliviit:** Kinauyaliukhutik ikalukhiukpaktut tamaat Umayukhiukhimayut Ihivgiuktitlugit (DFO F). Atauhik nunani havakti tuhaktitihimayuk ilangit kinauyaliugutait umayukhiukhimayait ilauhimayut atuktakhaminik umayukhiukhimayaminut. Ilangit umayukhiuktit tuhaktitihimayut umayukhimayut naunaiyautait mikiyut tamamik kinauyaliukhimayaini umayukhimayaini tuhaktitihimakpat. Taimaimat, umayukhiukhimayut naunaiyautait ilauyut atuktakhaminik umayunik ovalo ilangiinak kinauyaliugutigihimayainik umayukhimayaini. (C.F.).
8. **Ugat/kanayuit:** umayukhiukhimayut kuvyakut ilauplutik ikalivinut (C.F.).
9. **Uviluit:** Umayukhiukhimayait naunaiyautait naamaktut, amigaitjutait angilihimayut Umayukhiukhimayut Ihivgiukliktitlugit nunanit imami ataani naluuyaktut umayukhiukatalimata uvilunik. Naluuyakataktut uvilukhiukhutik ilaa imaukatautait angiyuugimata uvilukhiugiagani hinaani tagiup. (C.F.).

TABLE/ᓇᓗᓇᐃᔭᐅᑦ/NAUNAIKUTA 243

Monthly harvest estimates

ᑕᕿᑕᒫᑦ ᐊᖑᔭᓄᑦ ᓇᓚᐅᑦᓵᕈᑏᑦ

Tatkiktamat nahaktauvaktun

Year 1 (June 1996 - May 1997)

ᐊᒻᕋᒍ 1 (ᔫᓂ 1996 - ᒪᐃ 1997)

Ukiunga 1 (June 1996 - May 1997)

Month/ᑕᕿᖓ/Tatkia			JUN ᔫᓂ	JUL ᔪᓚᐃ	AUG ᐊᐅᒻᒍᕐᑎ	SEP ᓱᑎᒻᐱᓇ	OCT ᐅᑦᑐᐱᓇ	NOV ᓄᓇᒻᐱᓇ	DEC ᑏᓯᒻᐱᓇ	JAN ᒎᖕᓄᐊᓇ	FEB ᓈᕝᕗᐊᓇ	MAR ᒫᕐᓯ	APR ᐃᑦᓇᓕ	MAY ᒪᐃ	Total ᑲᑎᑦᑐᒋᑦ Tamakiklugin ± 95% CI
Species	**ᐆᒪᔪᑦ**	**Umajuin**													
Caribou	ᑐᒃᑐᐃᑦ	Tuktut	30		15	14				65	9	39	36	19	227 ± 34
Polar bear‡	ᓇᓄᐃᑦ‡	Nanuit‡					4	1		29					
Wolf	ᐊᒪᕈᐃᑦ	Amagut	1												1 ± 1
Arctic fox	ᑎᓇᒐᖕᓂᐊᑦ	Tigiganiat						1		6	1	1			9 ± 4
Coloured fox	ᖃᑯᖕᒋᑦᑐᑦ ᑎᓇᒐᖕᓂᐊᑦ	Kalaliit tigiganiat						1	1						2 ± 2
Arctic hare	ᐅᑲᓖᑦ	Ukalik	7		1	5	6	7	6	1	5	12	1	1	52 ± 8
Ringed seal	ᓇᑦᓱᑦ	Natiinat	1,137	468	264	272	429	171	119	153	210	189	192	353	3,957 ± 178
Bearded seal	ᐅᒡᔪᐃᑦ	Ukyuk	2	7	7	5	5	3		1					30 ± 7
Harp seal	ᖃᐃᕈᓖᑦ	Qairulik	1	5	25	29	42	1							103 ± 17
Walrus	ᐊᐃᕕᑦ	Akvik	1	1	1	1	2	7							13 ± 6
Narwhal	ᑑᒫᓖᑦ ᕿᓚᓗᒐᑦ	Tuugaak	5	6	10	4	8								33 ± 7
Snow goose	ᑲᖑᐃᑦ	Kanguq	9	1	1										11 ± 3
Canada goose	ᓂᑦᓖᑦ	Nikliknik	74	4									5	29	112 ± 20
Eider duck	ᒥᑏᑦ	Kingalik	66	78		52	160	38					5	4	403 ± 75
Tundra swan	ᖁᔪᐃᑦ	Kukyuk	2												2 ± 1
Black guillemot	ᐱᑦᓯᐊᓛᑦ	Black guillemot	2					5							7 ± 3
Ptarmigan	ᐊᕿᒻᒋᑦ	Akilgik	89	3				40	1	15	31	58	55	60	352 ± 60
Goose eggs	ᑲᖑᐃᑦ ᒪᖕᓂᖏᑦ	Uluaguliit manniit	65											12	77 ± 21
Duck eggs	ᒥᑏᑦ ᒪᖕᓂᖏᑦ	Tinmiat manniit	77	248	27										352 ± 157
Arctic tern eggs	ᐃᒥᖅᑯᑕᐃᓚᐃᑦ ᒪᖕᓂᖏᑦ	Emitkutailat manniit	493	62											555 ± 110
Seagull eggs	ᓇᐅᔭᐃᑦ ᒪᖕᓂᖏᑦ	Nauyat manniit	50												50 ± 20
Arctic char	ᐃᖃᓗᒃᐲᑦ	Ikaliviit	1,788	960	1,598	83	413	261	184	294	161	1,152	824	1,184	8,902 ± 1,636
Cod	ᐆᒪᐃᑦ	Ugak	64			1		43							108 ± 43
Sculpin	ᑲᓇᔪᐃᑦ	Kanayuk	119	9	22										150 ± 42
Clams	ᐊᒻᒧᒪᔪᑦ	Uviluq	577	351	172	59	114	95							1,368 ± 559
Mussels	ᐅᕕᓗᐃᑦ	Uviluvaloet			2,857										2,857 ± 3,130

‡ Polar bear data supplied by DSD.

‡ ᓇᓄᑦᓄᑦ ᑎᑎᕋᑦᑕᐅᒪᔪᑦ ᑐᓂᔭᖏᑦ ᐅᑯᐊ ᐃᑯᐊᕐᕕᓕᓇᕆᑦ.

‡ Nanuin nahagaumajut pijauhimajut Ikupiktulikijinik.

TABLE/ᓇᓗᓇᐃᔭᐅᑦ/NAUNAIKUTA 244

Monthly hunter response — **Year 1 (June 1996 - May 1997)**

ᑕᕿᑕᒫᒪᑦ ᐊᖑᓇᓱᒃᑏᑦ ᑭᐅᓂᖏᑦ — **ᐊᒻᕋᒍ 1 (ᔫᓂ 1996 - ᒪᐃ 1997)**

Tatkiktaman pijauhimajut angunahuktinun — **Ukiunga 1 (June 1996 - May 1997)**

Month/ᑕᕿᖓ/Tatkia			JUN ᔫᓂ	JUL ᔪᓚᐃ	AUG ᐊᐅᒡᒍᑎ	SEP ᓱᑎᒡᐱᓇ	OCT ᐅᑦᑐᐱᓇ	NOV ᓄᓇᒡᐱᓇ	DEC ᑏᓯᒡᐱᓇ	JAN ᒎᓐᓄᐊᓇ	FEB ᓈᕝᕗᐊᓇ	MAR ᒪᕐᓯ	APR ᐃᑦᓇᓕ	MAY ᒪᐃ	Total ᑲᑎᑦᑐᒋᑦ Tamakiklugin
Hunter Response Categories	**ᐊᖑᓇᓱᒃᑏᑦ ᑭᐅᓂᖏᑦ ᐋᒡᒍᑦᓯᒪᓂᖏᑦ**	**Angunahukpaktun Kiujait**													
Monthly hunter list	ᑕᕿᑕᒫᒪᑦ ᐊᖑᓇᓱᒃᑏᑦ	Tatkitaman angunahuktut titigait	113	113	113	112	111	110	107	106	107	107	107	108	114*
Hunters interviewed	ᐊᖑᓇᓱᒃᑏᑦ ᐊᐱᕐᓱᕐᑕᑦ	Angunahuktin apikhuktan	104	82	79	94	90	93	81	76	86	91	80	89	114*
Harvested	ᐊᖑᓇᓱᒃᑐᒥᓃᑦ	Angujaujut	104	58	35	42	52	26	22	30	25	37	34	49	113*
Response Rate (%)	ᑭᐅᔪᑦ ᖃᕐᓯᐅᓂᖏᑦ (%)	Kiujut (%)	92	73	70	84	81	85	76	72	80	85	75	82	80**

* Hunters registered/interviewed/harvested at least once during the year.
** Mean monthly response rate.

* ᐊᖑᓇᓱᒃᑏᑦ ᐊᑎᓕᐅᕐᑕᐅᒪᔪᑦ/ᐊᐱᕐᓱᕐᑕᑦ/ᐊᖑᓇᓱᒃᑐᒥᓃᑦ ᐊᑕᐅᓯᐊᕐᓗᐊᕐᑐᑎᒃ ᐋᒡᒍᒥ.
** ᐋᐅᒌᓕᕐᑎᓯᒪᔪᑦ ᑕᕿᑕᒫᒪᑦ ᑭᐅᔪᑦ.

* Angunahuktin atiliukhimajut/apikhiktaunikut/anguhimajut talvani ukiumi.
** Talvani angunahuknami kiujutaumajut.

TABLE/ᓇᓗᓇᐃᔭᐅᑦ/NAUNAIKUTA 245

6.1.11

Recall period between harvest and interview, expressed as % of total harvest records — **Year 1 (June 1996 - May 1997)**

ᐅᑎᕐᕕᐅᔪᑦ ᐊᑯᕐᖓᓂ ᐊᖑᓇᓱᒃᓂᖓᑕ ᐊᒻᒪᓗ ᐊᐱᕐᓱᕐᑕᐅᓂᖓᑕ, ᓇᓗᓇᐃᕐᑕᑦ ᐃᒫᒃ % ᑲᑎᑦᑐᒋᑦ ᐊᖑᓇᓱᒃᑕᑦ ᑎᑎᕐᕐᑕᐅᒪᔪᑦ — **ᐊᒻᕋᒍ 1 (ᔫᓂ 1996 - ᒪᐃ 1997)**

Itkaumajaujut angunahuktunun apihijauvaktunutlu, kanuk amigaitiginit tamakiklugin angujauhimajut — **Ukiunga 1 (June 1996 - May 1997)**

Month/ᑕᕿᖓ/Tatkia			JUN ᔫᓂ	JUL ᔪᓚᐃ	AUG ᐊᐅᒡᒍᑎ	SEP ᓱᑎᒡᐱᓇ	OCT ᐅᑦᑐᐱᓇ	NOV ᓄᓇᒡᐱᓇ	DEC ᑏᓯᒡᐱᓇ	JAN ᒎᓐᓄᐊᓇ	FEB ᓈᕝᕗᐊᓇ	MAR ᒪᕐᓯ	APR ᐃᑦᓇᓕ	MAY ᒪᐃ	Total ᑲᑎᑦᑐᒋᑦ Tamakiklugin
Recall Period	**ᐅᑎᕐᕕᐅᔪᑦ**	**Pigiakvia**													
≤ 3 months	≤ 3 ᑕᕿᑦ	≤ tatkin pingahut	95	99	100	100	100	98	100	86	100	61	89	86	94
4-6 months	4-6 ᑕᕿᑦ	tatkin hitaman 6nut	0	0	0	0	0	2	0	10	0	39	11	12	4
> 6 months	> 6 ᑕᕿᑦ	> 6 tatkin	5	1	0	0	0	0	0	4	0	0	0	3	2

TABLE/ᓇᓗᓇᐃᔭᐅᑦ/NAUNAIKUTA 246

Number of hunters harvesting each species — **Year 1 (June 1996 - May 1997)**

ᖃᑦᓯᐅᓂᖏᑦ ᐊᖑᓇᓱᒃᑏᑦ ᐊᖑᓇᓱᒃᐸᑦᑐᑦ ᐊᑐᓂᒃ ᐆᒪᔪᕐᓂᒃ — **ᐊᒡᕐᒍ 1 (ᔫᓂ 1996 - ᒪᐃ 1997)**

Amigaitiginigin angunahukpaktun anguvaktaitlu kanugitugiagin — **Ukiunga 1 (June 1996 - May 1997)**

Month/ᑕᕿᖓ/Tatkia			JUN ᔫᓂ	JUL ᔪᓚᐃ	AUG ᐊᐅᒡᒍᑎ	SEP ᓱᑎᒡᐱᕆ	OCT ᐅᑑᐱᕆ	NOV ᓄᕕᒡᐱᕆ	DEC ᑏᓯᒡᐱᕆ	JAN ᒎᖕᓄᐊᕆ	FEB ᕕᕝᕗᐊᕆ	MAR ᒪᕐᓯ	APR ᐃᕐᕆᓕ	MAY ᒪᐃ	Total ᑲᑎᕐᑐᑦ Tamakiklugin
Species	**ᐆᒪᔪᑦ**	**Umajuin**													
Caribou	ᑐᒃᑐᐃᑦ	Tuktut	13		6	4				10	2	8	5	3	38
Polar bear#	ᓇᓄᐃᑦ#	Nanuit#	n/d	n/d	n/d	n/d	n/d	n/d	n/d	n/d	n/d	n/d	n/d	n/d	n/d
Wolf	ᐊᒪᕈᐃᑦ	Amagut	1												1
Arctic fox	ᑎᓇᒐᓐᓂᐊᑦ	Tigiganiat						1		2	1	1			4
Coloured fox	ᖃᑯᖏᑦᑐᑦ ᑎᓇᒐᓐᓂᐊᑦ	Kalaliit tigiganiat						1	1						2
Arctic hare	ᐅᑲᓖᑦ	Ukalik	2		1	2	4	4	4	1	3	7	1	1	21
Ringed seal	ᓇᑦᓱᑦ	Natiinat	92	52	28	41	49	24	19	28	22	26	24	41	106
Bearded seal	ᐅᒡᔪᐃᑦ	Ukyuk	2	4	4	4	4	3		1					17
Harp seal	ᖃᐃᕈᓖᑦ	Qairulik	1	3	10	11	16	1							33
Walrus	ᐊᐃᓈᑦ	Akvik	1	1	1	1	2	2							7
Narwhal	ᑑᒫᓖᑦ ᕿᓚᓗᒐᑦ	Tuugaak	4	4	5	4	5								14
Snow goose	ᑲᖑᐃᑦ	Kanguq	5	1	1										7
Canada goose	ᓂᑦᓖᑦ	Nikliknik	16	2									1	10	27
Eider duck	ᒥᑏᑦ	Kingalik	20	10		10	18	2					1	1	47
Tundra swan	ᖁᔪᐃᑦ	Kukyuk	2												2
Black guillemot	ᐱᑦᓯᐅᓛᑦ	Black guillemot	2					1							3
Ptarmigan	ᐊᕿᒡᑏᑦ	Akilgik	12	1				4	1	4	4	9	7	5	29
Goose eggs	ᑲᖑᐃᑦ ᒪᓐᓂᖏᑦ	Uluaguliit manniit	5											2	7
Duck eggs	ᒥᑏᑦ ᒪᓐᓂᖏᑦ	Tinmiat manniit	5	4	2										11
Arctic tern eggs	ᐃᒥᖅᑯᑕᐃᓚᐃᑦ ᒪᓐᓂᖏᑦ	Emitkutailat manniit	10	2											11
Seagull eggs	ᓇᐅᔭᐃᑦ ᒪᓐᓂᖏᑦ	Nauyat manniit	5												5
Arctic char	ᐃᖃᓗᒃᐲᑦ	Ikaliviit	48	24	19	3	2	3	2	1	1	5	3	14	81
Cod	ᐆᒐᐃᑦ	Ugak	6			1		1							8
Sculpin	ᑲᓇᔪᐃᑦ	Kanayuk	7	2	1										10
Clams	ᐊᒃᒧᒪᔪᑦ	Uviluq	3	1	1	3	2	1							9
Mussels	ᐅᕕᓗᐃᑦ	Uviluvaloet			1										1

‡‡ No data are available corresponding to the harvest numbers shown in the harvest estimates table which were provided by DSD.

‡‡ ᑎᑎᕋᕐᒪᔪᓂᒃ ᐱᑕᖃᖅᑐᖅ ᐱᒃᔪᑎᓕᓐᓂᒃ ᐊᖑᔭᑦ ᖃᑦᓯᐅᓂᖏᓐᓄᑦ ᐊᓚᒃᑲᐅᒪᔪᓄᑦ ᐊᖑᔭᓄᑦ ᓇᓚᐅᑦᑐᑎᓂ ᑐᓂᔭᖏᓐᓂ ᐃᑯᐱᕐᕕᓕᓇᕆᑦ.

‡‡ Nahagauhimaitut titigakhimajunik pitman kanuk angujaukatakhimajunik kanukitunit pijaumajut ikupiktulikijinik.

TABLE/ᓇᓗᓇᐃᔭᐅᑦ/NAUNAIKUTA 247

Monthly harvest estimates — **Year 2 (June 1997 - May 1998)**

ᑕᕿᑕᒫᑦ ᐊᖑᔭᓄᑦ ᓇᓚᐅᑦᓵᕈᑏᑦ — **ᐊᒻᕋᒍ 2 (ᔫᓂ 1997 - ᒪᐃ 1998)**

Tatkiktamat nahaktauvaktun — **Ukiunga 2 (June 1997 - May 1998)**

Month/ᑕᕿᖓ/Tatkia			JUN ᔫᓂ	JUL ᓯᓚᐃ	AUG ᐊᐅᒻᒍᑎ	SEP ᓱᑎᒻᐱᕆ	OCT ᐅᑦᑐᐱᕆ	NOV ᓄᓇᒻᐱᕆ	DEC ᑏᓯᒻᐱᕆ	JAN ᒎᖕᓄᐊᕆ	FEB ᓈᕝᕗᐊᕆ	MAR ᒫᓯ	APR ᐃᑦᓇᓕ	MAY ᒪᐃ	Total ᑲᑎᑦᑐᒋᑦ Tamakiklugin ± 95% CI
Species	**ᐆᒪᔪᑦ**	**Umajuin**													
Caribou	ᑐᒃᑐᐃᑦ	Tuktut								8	31	30	24	25	118 ± 29
Polar bear‡	ᓇᓄᐃᑦ‡	Nanuit‡					7			22	8				
Arctic fox	ᑎᓇᒐᖕᓂᐊᑦ	Tigiganiat								16	8	8			32 ± 16
Coloured fox	ᖃᑯᖕᒋᑦᑐᑦ ᑎᓇᒐᖕᓂᐊᑦ	Kalaliit tigiganiat								1	1				2 ± 1
Arctic hare	ᐅᑲᓖᑦ	Ukalik	2		3		1			5			9	9	29 ± 11
Ringed seal	ᓇᑦᓱᑦ	Natiinat	726	179	243	383	122	78	33	290	171	173	220	267	2,885 ± 306
Bearded seal	ᐅᒡᔪᐃᑦ	Ukyuk			7	1	3				2				13 ± 6
Harp seal	ᖃᐃᕈᓖᑦ	Qairulik		2	2	10	6	3							23 ± 8
Narwhal	ᑑᒫᓖᑦ ᕿᓚᓗᒐᑦ	Tuugaak		5	4		4								13 ± 6
Beluga	ᖃᑯᑦᑕᑦ ᕿᓚᓗᒐᑦ	Kilalugak				4									4 ± 4
Snow goose	ᑲᖑᐃᑦ	Kanguq			3									12	15 ± 7
Canada goose	ᓂᑦᓖᑦ	Nikliknik	15	3	23	67	1							2	111 ± 36
Eider duck	ᒥᑏᑦ	Kingalik	19	3	2										24 ± 17
Yellow-billed loon	ᑑᑦᓕᒻᔪᐊᑦ	Tuulik		3											3 ± 4
Thick-billed murre	ᐊᑦᐸᐃᑦ	Thick-billed murre					1								1 ± 2
Ptarmigan	ᐊᕿᒻᑏᑦ	Akilgik	13		2		1			63	122	35	73	27	336 ± 123
Goose eggs	ᑲᖑᐃᑦ ᒪᖕᓂᖕᒋᑦ	Uluaguliit manniit												51	51 ± 23
Duck eggs	ᒥᑏᑦ ᒪᖕᓂᖕᒋᑦ	Tinmiat manniit	43												43 ± 62
Arctic tern eggs	ᐃᒥᖅᑯᑕᐃᓚᐃᑦ ᒪᖕᓂᖕᒋᑦ	Emitkutailat manniit	9												9 ± 12
Arctic char	ᐃᖃᓗᒃᐲᑦ	Ikaliviit	627	320	543	11				6,827	4,821	201	6,204	393	19,947 ± 3,773
Clams	ᐊᒻᒧᒪᔪᑦ	Uviluq										2			2 ± 1

‡ Polar bear data supplied by DSD.

‡ ᓇᓄᑦᓄᑦ ᑎᑎᕋᑦᑕᒪᔪᑦ ᑐᓂᒃᖕᒋᑦ ᐅᑯᐊ ᐃᑯᐱᕐᕕᓕᓇᕆᑦ.

‡ Nanuin nahagaumajut pijauhimajut Ikupiktulikijinik.

TABLE/ᓇᓗᓇᐃᔭᐅᑦ/NAUNAIKUTA 248

Monthly hunter response — **Year 2 (June 1997 - May 1998)**

ᑕᕿᑕᒫᑦ ᐊᖑᓇᓱᒃᑏᑦ ᑭᐅᓂᖏᑦ — **ᐊᒻᕋᒍ 2 (ᔫᓂ 1997 - ᒪᐃ 1998)**

Tatkiktaman pijauhimajut angunahuktinun — **Ukiunga 2 (June 1997 - May 1998)**

Month/ᑕᕿᖓ/Tatkia			JUN ᔫᓂ	JUL ᓯᓚᐃ	AUG ᐊᐅᒻᒍᑎ	SEP ᓱᑎᒻᐱᓇ	OCT ᐅᑦᑐᐱᓇ	NOV ᓄᓇᒻᐱᓇ	DEC ᑏᓯᒻᐱᓇ	JAN ᒣᓐᓄᐊᓇ	FEB ᓈᕝᕗᐊᓇ	MAR ᒪᕐᓯ	APR ᐃᕐᓇᓕ	MAY ᒪᐃ	Total ᑲᑎᑦᑐᑦ Tamakiklugin
Hunter Response Categories	**ᐊᖑᓇᓱᒃᑏᑦ ᑭᐅᓂᖏᑦ ᐊᒻᒍᕐᓯᒪᓂᖏᑦ**	**Angunahukpaktun Kiujait**													
Monthly hunter list	ᑕᕿᑕᒫᑦ ᐊᖑᓇᓱᒃᑏᑦ	Tatkitaman angunahuktut titigait	107	109	110	109	109	107	107	105	105	108	108	109	116*
Hunters interviewed	ᐊᖑᓇᓱᒃᑏᑦ ᐊᐱᕐᓱᕐᑕᑦ	Angunahuktin apikhuktan	54	69	66	80	78	81	70	86	87	90	92	99	115*
Harvested	ᐊᖑᓇᓱᒃᑐᒥᓃᑦ	Angujaujut	22	28	38	35	21	14	8	34	30	34	37	64	101*
Response Rate (%)	ᑭᐅᔪᑦ ᖃᕐᓱᐅᓂᖏᑦ (%)	Kiujut (%)	50	63	60	73	72	76	65	82	83	83	85	91	74**

* Hunters registered/interviewed/harvested at least once during the year.
** Mean monthly response rate.

* ᐊᖑᓇᓱᒃᑏᑦ ᐊᑎᓕᐅᕐᑕᐅᒪᔪᑦ/ᐊᐱᕐᓱᕐᑕᑦ/ᐊᖑᓇᓱᒃᑐᒥᓃᑦ ᐊᑕᐅᓯᐊᕐᓗᐊᕐᑐᑎᒃ ᐊᒻᕋᒍᒥ.
** ᐊᒃᐅᒌᓕᕐᑎᓯᒪᔪᑦ ᑕᕿᑕᒫᑦ ᑭᐅᔪᑦ.

* Angunahuktin atiliukhimajut/apikhiktaunikut/anguhimajut talvani ukiumi.
** Talvani angunahuknami kiujutaumajut.

TABLE/ᓇᓗᓇᐃᔭᐅᑦ/NAUNAIKUTA 249

Recall period between harvest and interview, expressed as % of total harvest records — **Year 2 (June 1997 - May 1998)**

ᐅᑎᕐᕕᐅᔪᑦ ᐊᑯᕐᖓᓂ ᐊᖑᓇᓱᒃᓂᖓᑕ ᐊᒻᒪᓗ ᐊᐱᕐᓱᕐᑕᐅᓂᖓᑕ, ᓇᓗᓇᐃᕐᑕᑦ ᐃᒫᒃ % ᑲᑎᑦᑐᑦ ᐊᖑᓇᓱᒃᑕᑦ ᑎᑎᕐᑕᐅᒪᔪᑦ — **ᐊᒻᕋᒍ 2 (ᔫᓂ 1997 - ᒪᐃ 1998)**

Itkaumajaujut angunahuktunun apihijauvaktunutlu, kanuk amigaitiginit tamakiklugin angujauhimajut — **Ukiunga 2 (June 1997 - May 1998)**

Month/ᑕᕿᖓ/Tatkia			JUN ᔫᓂ	JUL ᓯᓚᐃ	AUG ᐊᐅᒻᒍᑎ	SEP ᓱᑎᒻᐱᓇ	OCT ᐅᑦᑐᐱᓇ	NOV ᓄᓇᒻᐱᓇ	DEC ᑏᓯᒻᐱᓇ	JAN ᒣᓐᓄᐊᓇ	FEB ᓈᕝᕗᐊᓇ	MAR ᒪᕐᓯ	APR ᐃᕐᓇᓕ	MAY ᒪᐃ	Total ᑲᑎᑦᑐᑦ Tamakiklugin
Recall Period	**ᐅᑎᕐᕕᐅᔪᑦ**	**Pigiakvia**													
≤ 3 months	≤ 3 ᑕᕿᑦ	≤ tatkin pingahut	100	100	98	100	100	100	100	0	6	37	62	93	74
4-6 months	4-6 ᑕᕿᑦ	tatkin hitaman 6nut	0	0	0	0	0	0	0	50	49	17	25	4	13
> 6 months	> 6 ᑕᕿᑦ	> 6 tatkin	0	0	2	0	0	0	0	50	45	46	13	2	13

TABLE/ᓇᓗᓇᐃᔭᐅᑦ/NAUNAIKUTA 250

Number of hunters harvesting each species — **Year 2 (June 1997 - May 1998)**

ᖃᑦᓯᐅᓂᖏᑦ ᐊᖑᓇᓱᒃᑏᑦ ᐊᖑᓇᓱᒃᐸᑦᑐᑦ ᐊᑐᓂᒃ ᐆᒪᔪᕐᓂᒃ — **ᐊᒃᕐᒍ 2 (ᔫᓂ 1997 - ᒪᐃ 1998)**

Amigaitiginigin angunahukpaktun anguvaktaitlu kanugitugiagin, — **Ukiunga 2 (June 1997 - May 1998)**

Month/ᑕᕿᖓ/Tatkia			JUN ᔫᓂ	JUL ᔪᓚᐃ	AUG ᐊᐅᒡᒍᕐᑎ	SEP ᓱᑎᒡᐱᕆ	OCT ᐅᑦᑐᐱᕆ	NOV ᓄᓇᒡᐱᕆ	DEC ᑏᓯᒡᐱᕆ	JAN ᒎᖕᓄᐊᕆ	FEB ᕖᕝᕗᐊᕆ	MAR ᒪᕐᓯ	APR ᐃᕐᓇᓕ	MAY ᒪᐃ	Total ᑲᑎᕐᑐᑦ Tamakiklugin
Species	**ᐆᒪᔪᑦ**	**Umajuin**													
Caribou	ᑐᒃᑐᐃᑦ	Tuktut								2	4	4	2	6	15
Polar bear‡	ᓇᓄᐃᑦ‡	Nanuit‡	n/d	n/d	n/d	n/d	n/d	n/d	n/d	n/d	n/d	n/d	n/d	n/d	n/d
Arctic fox	ᑎᓇᒐᖕᓂᐊᑦ	Tigiganiat								3	2	1			3
Coloured fox	ᖃᑯᖕᖏᑦᑐᑦ ᑎᓇᒐᖕᓂᐊᑦ	Kalaliit tigiganiat								1	1				2
Arctic hare	ᐅᑲᓖᑦ	Ukalik	1		1		1			1			3	4	9
Ringed seal	ᓇᑦᓱᑦ	Natiinat	22	25	36	35	21	13	8	30	23	22	31	38	87
Bearded seal	ᐅᒡᔪᐃᑦ	Ukyuk			3	1	2				1				6
Harp seal	ᖃᐃᕈᓖᑦ	Qairulik		1	1	6	1	1							10
Narwhal	ᑑᒫᓖᑦ ᕿᓚᓗᒐᑦ	Tuugaak		2	2		3								7
Beluga	ᖃᑯᑦᑕᑦ ᕿᓚᓗᒐᑦ	Kilalugak				1									1
Snow goose	ᑲᖑᐃᑦ	Kanguq			1									2	3
Canada goose	ᓂᑦᓖᑦ	Nikliknik	3	1	3	8	1							1	14
Eider duck	ᒥᑏᑦ	Kingalik	4	1	1										6
Yellow-billed loon	ᑑᑦᓕᒡᔪᐊᑦ	Tuulik		1											1
Thick-billed murre	ᐊᑦᐸᐃᑦ	Thick-billed murre					1								1
Ptarmigan	ᐊᕿᒡᑏᑦ	Akilgik	2		1		1			3	5	5	7	7	26
Goose eggs	ᑲᖑᐃᑦ ᒪᖕᓂᖏᑦ	Uluaguliit manniit												1	1
Duck eggs	ᒥᑏᑦ ᒪᖕᓂᖏᑦ	Tinmiat manniit	1												1
Arctic tern eggs	ᐃᒥᖅᑯᑕᐃᓚᐃᑦ ᒪᖕᓂᖏᑦ	Emitkutailat manniit	1												1
Arctic char	ᐃᖃᓗᒃᐲᑦ	Ikaliviit	9	8	6	1				6	6	3	5	46	65
Clams	ᐊᒻᒧᒪᔪᑦ	Uviluq										1			1

‡ No data are available corresponding to the harvest numbers shown in the harvest estimates table which were provided by DSD.

‡ ᑎᑎᕋᕐᓯᒪᔪᓂᒃ ᐱᑕᖃᖕᖏᑦᑐᖅ ᐱᔾᔪᑎᓕᖕᓂᒃ ᐊᖑᔭᑦ ᖃᕐᓯᐅᓂᖏᖕᓄᑦ ᐊᓚᒃᑲᐅᒪᔪᓄᑦ ᐊᖑᔭᓄᑦ ᓇᓚᐅᑦᓱᑎᓂ ᑐᓂᔭᖕᖏᖕᓂ ᐃᑯᐱᕐᐃᓕᓇᕆᑦ.

‡ Nahagauhimaitut titigakhimajunik pitman kanuk angujaukatakhimajunik kanukitunit pijaumajut ikupiktulikijinik.

TABLE/ᓇᓗᓇᐃᔭᐅᑦ/NAUNAIKUTA 251

Monthly harvest estimates
ᑕᕿᑕᒫᑦ ᐊᖑᔭᓄᑦ ᓇᓚᐅᑦᓵᕈᑏᑦ
Tatkiktamat nahaktauvaktun

Year 3 (June 1998 - May 1999)
ᐊᒻᕿᒍ 3 (ᔫᓂ 1998 - ᒪᐃ 1999)
Ukiunga 3 (June 1998 - May 1999)

Month/ᑕᕿᖓ/Tatkia			JUN ᔫᓂ	JUL ᔪᓚᐃ	AUG ᐊᐅᒻᒍᑎ	SEP ᓱᑎᒻᐱᓇ	OCT ᐅᑦᑐᐱᓇ	NOV ᓄᓇᒻᐱᓇ	DEC ᑏᓯᒻᐱᓇ	JAN ᒎᖕᓄᐊᓇ	FEB ᓈᕝᕗᐊᓇ	MAR ᒪᕐᓯ	APR ᐃᑦᓇᓕ	MAY ᒪᐃ	Total ᑲᑎᑦᑐᒋᑦ Tamakiklugin ± 95% CI
Species	**ᐆᒪᔪᑦ**	**Umajuin**													
Caribou	ᑐᒃᑐᐃᑦ	Tuktut	10	8	15	8				11	43	6	43	28	172 ± 30
Polar bear‡	ᓇᓄᐃᑦ‡	Nanuit‡					1	1		3	2				
Arctic fox	ᑎᓇᒐᓐᓂᐊᑦ	Tigiganiat								2					2 ± 1
Arctic hare	ᐅᑲᓖᑦ	Ukalik									1				1 ± 1
Ringed seal	ᓇᑦᓱᑦ	Natiinat	1,398	379	293	230	323	264	231	147	93	74	140	193	3,765 ± 288
Bearded seal	ᐅᒻᔪᐃᑦ	Ukyuk		8	14	6	3	4		1					36 ± 9
Harp seal	ᖃᐃᕈᓖᑦ	Qairulik		3	11	9	18								41 ± 9
Walrus	ᐊᐃᕕᑦ	Akvik		4											4 ± 2
Narwhal	ᑑᒐᓖᑦ ᕿᓚᓗᒐᑦ	Tuugaak		4	12		21								37 ± 8
Snow goose	ᑲᖑᐃᑦ	Kanguq	2												2 ± 2
Canada goose	ᓂᕐᓖᑦ	Nikliknik	24	6	11	4								8	53 ± 20
Eider duck	ᒥᑏᑦ	Kingalik		19	14	13	78	4		19					147 ± 44
Thick-billed murre	ᐊᑦᐸᐃᑦ	Thick-billed murre		15											15 ± 17
Ptarmigan	ᐊᕿᒻᒋᑦ	Akilgik	18					64	63	72	81	51	22		371 ± 103
Duck eggs	ᒥᑏᑦ ᒪᓐᓂᖏᑦ	Tinmiat manniit		225	43										268 ± 95
Seagull eggs	ᓇᐅᔭᐃᑦ ᒪᓐᓂᖏᑦ	Nauyat manniit	155												155 ± 137
Arctic char	ᐃᖃᓗᒃᐱᑦ	Ikaliviit	910	1,006	119		237		1,025	1,423	805	282	888	208	6,903 ± 1,330
Clams	ᐊᒻᒧᒪᔪᑦ	Uviluq			435	21	1,416	2,019				129			4,020 ± 2,045

‡ Polar bear data supplied by DSD.

‡ ᓇᓄᕐᓄᑦ ᑎᑎᕋᑦᑕᒪᔪᑦ ᑐᓂᔭᖏᑦ ᐅᑯᐊ ᐃᑯᐱᕐᕕᓕᕆᔨᑦ.

‡ Nanuin nahagaumajut pijauhimajut Ikupiktulikijinik.

TABLE/ᓇᓗᓇᐃᔭᐅᑦ/NAUNAIKUTA 252

Monthly hunter response — **Year 3 (June 1998 - May 1999)**

ᑕᕿᑕᒫᑦ ᐊᖑᓇᓱᒃᑏᑦ ᑭᐅᓂᖏᑦ — **ᐊᒻᕿᒍ 3 (ᔫᓂ 1998 - ᒪᐃ 1999)**

Tatkiktaman pijauhimajut angunahuktinun — **Ukiunga 3 (June 1998 - May 1999)**

Month/ᑕᕿᖓ/Tatkia			JUN ᔫᓂ	JUL ᔪᓚᐃ	AUG ᐊᐅᒻᒍᑎ	SEP ᓱᑎᒻᐱᓇ	OCT ᐅᑦᑐᐱᓇ	NOV ᓄᓇᒻᐱᓇ	DEC ᑏᓯᒻᐱᓇ	JAN ᒎᓐᓄᐊᓇ	FEB ᓈᕝᕗᐊᓇ	MAR ᒪᕐᓯ	APR ᐃᕐᓇᓕ	MAY ᒪᐃ	Total ᑲᑎᑦᑐᑦ Tamakiklugin
Hunter Response Categories	**ᐊᖑᓇᓱᒃᑏᑦ ᑭᐅᓂᖏᑦ ᐋᒻᒍᕐᓯᒪᓂᖏᑦ**	**Angunahukpaktun Kiujait**													
Monthly hunter list	ᑕᕿᑕᒫᑦ ᐊᖑᓇᓱᒃᑏᑦ	Tatkitaman angunahuktut titigait	108	107	106	105	111	116	116	119	118	118	116	115	124*
Hunters interviewed	ᐊᖑᓇᓱᒃᑏᑦ ᐊᐱᕐᓱᕐᑕᑦ	Angunahuktin apikhuktan	81	90	90	89	89	84	80	104	97	92	87	87	109*
Harvested	ᐊᖑᓇᓱᒃᑐᒥᓃᑦ	Angujaujut	52	35	40	37	46	28	27	33	26	24	34	41	89*
Response Rate (%)	ᑭᐅᔪᑦ ᖃᑦᓱᐅᓂᖏᑦ (%)	Kiujut (%)	75	84	85	85	80	72	69	87	82	78	75	76	79**

* Hunters registered/interviewed/harvested at least once during the year.
** Mean monthly response rate.

* ᐊᖑᓇᓱᒃᑏᑦ ᐊᑎᓕᐅᑦᑕᐅᒪᔪᑦ/ᐊᐱᕐᓱᕐᑕᑦ/ᐊᖑᓇᓱᒃᑐᒥᓃᑦ ᐊᑕᐅᓯᐊᕐᓗᐊᑦᑐᑎᒃ ᐋᒻᕿᒍᒥ.
** ᐋᔅᔫᑦᓕᑎᓯᒪᔪᑦ ᑕᕿᑕᒫᑦ ᑭᐅᔪᑦ.

* Angunahuktin atiliukhimajut/apikhiktaunikut/anguhimajut talvani ukiumi.
** Talvani angunahuknami kiujutaumajut.

TABLE/ᓇᓗᓇᐃᔭᐅᑦ/NAUNAIKUTA 253

Recall period between harvest and interview, expressed as % of total harvest records — **Year 3 (June 1998 - May 1999)**

ᐅᑎᕐᕕᐅᔪᑦ ᐊᑯᕐᖓᓂ ᐊᖑᓇᓱᒃᓂᖓᑕ ᐊᒻᒪᓗ ᐊᐱᕐᓱᕐᑕᐅᓂᖓᑕ, ᓇᓗᓇᐃᕐᑕᑦ ᐃᒫᒃ % ᑲᑎᑦᑐᑦ ᐊᖑᓇᓱᒃᑕᑦ ᑎᑎᕐᕐᑕᐅᒪᔪᑦ — **ᐊᒻᕿᒍ 3 (ᔫᓂ 1998 - ᒪᐃ 1999)**

6.1.11

Itkaumajaujut angunahuktunun apihijauvaktunutlu, kanuk amigaitiginit tamakiklugin angujauhimajut — **Ukiunga 3 (June 1998 - May 1999)**

Month/ᑕᕿᖓ/Tatkia			JUN ᔫᓂ	JUL ᔪᓚᐃ	AUG ᐊᐅᒻᒍᑎ	SEP ᓱᑎᒻᐱᓇ	OCT ᐅᑦᑐᐱᓇ	NOV ᓄᓇᒻᐱᓇ	DEC ᑏᓯᒻᐱᓇ	JAN ᒎᓐᓄᐊᓇ	FEB ᓈᕝᕗᐊᓇ	MAR ᒪᕐᓯ	APR ᐃᕐᓇᓕ	MAY ᒪᐃ	Total ᑲᑎᑦᑐᑦ Tamakiklugin
Recall Period	**ᐅᑎᕐᕕᐅᔪᑦ**	**Pigiakvia**													
≤ 3 months	≤ 3 ᑕᕿᑦ	≤ tatkin pingahut	0	46	99	95	99	98	100	87	84	84	73	81	75
4-6 months	4-6 ᑕᕿᑦ	tatkin hitaman 6nut	97	53	1	5	1	2	0	9	14	16	21	15	23
> 6 months	> 6 ᑕᕿᑦ	> 6 tatkin	3	1	0	0	0	0	0	4	2	0	6	5	2

TABLE/ᓇᓗᓇᐃᔭᐅᑦ/NAUNAIKUTA 254

Number of hunters harvesting each species — **Year 3 (June 1998 - May 1999)**

ᖃᑦᓯᐅᓂᖏᑦ ᐊᖑᓇᓱᒃᑏᑦ ᐊᖑᓇᓱᒃᐸᑦᑐᑦ ᐊᑐᓂᒃ ᐆᒪᔪᕐᓂᒃ — **ᐊᒡᕐᒍ 3 (ᔫᓂ 1998 - ᒪᐃ 1999)**

Amigaitiginigin angunahukpaktun anguvaktaitlu kanugitugiagin — **Ukiunga 3 (June 1998 - May 1999)**

Month/ᑕᕿᖓ/Tatkia			JUN ᔫᓂ	JUL ᔪᓚᐃ	AUG ᐊᐅᒡᒍᑎ	SEP ᓱᑎᒡᐱᕆ	OCT ᐅᑦᑐᐱᕆ	NOV ᓄᓇᒡᐱᕆ	DEC ᑏᓯᒡᐱᕆ	JAN ᒎᖕᓄᐊᕆ	FEB ᓈᕝᕗᐊᕆ	MAR ᒫᑦᓯ	APR ᐃᑦᓇᓕ	MAY ᒪᐃ	Total ᑲᑎᑦᑐᑦ Tamakiklugin
Species	**ᐆᒪᔪᑦ**	**Umajuin**													
Caribou	ᑐᒃᑐᐃᑦ	Tuktut	2	2	6	3				1	8	2	13	6	29
Polar bear#	ᓇᓄᐃᑦ#	Nanuit#	n/d	n/d	n/d	n/d	n/d	n/d	n/d	n/d	n/d	n/d	n/d	n/d	n/d
Arctic fox	ᑎᓇᒐᓐᓂᐊᑦ	Tigiganiat								1					1
Arctic hare	ᐅᑲᓖᑦ	Ukalik									1				1
Ringed seal	ᓇᑦᓱᑦ	Natiinat	47	32	35	37	44	27	26	23	15	15	23	24	81
Bearded seal	ᐅᒡᔪᐃᑦ	Ukyuk		4	7	5	3	3		1					15
Harp seal	ᖃᐃᕈᓖᑦ	Qairulik		2	7	5	10								21
Walrus	ᐊᐃᕕᑦ	Akvik		3											3
Narwhal	ᑑᒐᓖᑦ ᕿᓚᓗᒐᑦ	Tuugaak		2	6		12								19
Snow goose	ᑲᖑᐃᑦ	Kanguq	2												2
Canada goose	ᓂᕐᓖᑦ	Nikliknik	2	1	2	3								3	10
Eider duck	ᒥᑏᑦ	Kingalik		4	3	4	8	2		1					16
Thick-billed murre	ᐊᑦᐸᐃᑦ	Thick-billed murre		1											1
Ptarmigan	ᐊᕿᒡᕆᑦ	Akilgik	2					4	4	9	11	10	4		23
Duck eggs	ᒥᑏᑦ ᒪᓐᓂᖏᑦ	Tinmiat manniit		4	1										5
Seagull eggs	ᓇᐅᔭᐃᑦ ᒪᓐᓂᖏᑦ	Nauyat manniit	1												1
Arctic char	ᐃᖃᓗᒃᐱᑦ	Ikaliviit	21	11	5		3		5	9	3	2	3	22	52
Clams	ᐊᒡᒧᒪᔪᑦ	Uviluq			1	1	2	3				1			5

‡‡ No data are available corresponding to the harvest numbers shown in the harvest estimates table which were provided by DSD.

‡‡ ᑎᑎᕋᕐᓯᒪᔪᓂᒃ ᐱᑕᖃᖏᑦᑐᖅ ᐱᔾᔪᑎᓕᓐᓂᒃ ᐊᖑᔭᑦ ᖃᑦᓯᐅᓂᖏᓐᓄᑦ ᐊᓚᒃᑲᐅᒪᔪᓄᑦ ᐊᖑᔭᓄᑦ ᓇᓚᐅᖕᓱᑎᓂ ᑐᓂᔭᖏᓐᓂ ᐃᑯᐱᕐᕕᓕᕆᔨᑦ.

‡‡ Nahagauhimaitut titigakhimajunik pitman kanuk angujaukatakhimajunik kanukitunit pijaumajut ikupiktulikijinik.

TABLE/ᓇᓗᓇᐃᔭᐅᑦ/NAUNAIKUTA 255

Monthly harvest estimates
ᑕᕿᑕᒫᑦ ᐊᖑᔭᓄᑦ ᓇᓚᐅᑦᓴᕈᑏᑦ
Tatkiktamat nahaktauvaktun

Year 4 (June 1999 - May 2000)
ᐊᒻᕐᒍ 4 (ᔫᓂ 1999 - ᒪᐃ 2000)
Ukiunga 4 (June 1999 - May 2000)

Month/ᑕᕿᖓ/Tatkia			JUN ᔫᓂ	JUL ᔪᓚᐃ	AUG ᐊᐅᒻᒍᑎ	SEP ᓱᑎᒻᐱᕆ	OCT ᐅᑦᑐᐱᕆ	NOV ᓄᕕᒻᐱᕆ	DEC ᑏᓯᒻᐱᕆ	JAN ᒣᓐᓄᐊᕆ	FEB ᕕᕝᕗᐊᕆ	MAR ᒫᕿ	APR ᐃᑦᕆᓕ	MAY ᒪᐃ	Total ᑲᑎᑦᑐᒋᑦ Tamakiklugin ± 95% CI
Species	**ᐆᒪᔪᑦ**	**Umajuin**													
Caribou	ᑐᒃᑐᐃᑦ	Tuktut	17		2	3					7	2	4	7	42 ± 16
Polar bear‡	ᓇᓄᐃᑦ‡	Nanuit‡					4	4	1	33					
Arctic hare	ᐅᑲᓖᑦ	Ukalik				4		1			4		3		12 ± 9
Ringed seal	ᓇᑦᓱᑦ	Natiinat	486	153	332	313	241	142	50	68	84	72	79	183	2,203 ± 305
Bearded seal	ᐅᒡᔪᐃᑦ	Ukyuk		9	2	2	5								18 ± 14
Harp seal	ᖃᐃᕈᓖᑦ	Qairulik		4		6									10 ± 10
Walrus	ᐊᐃᕕᑦ	Akvik	5												5 ± 6
Narwhal	ᑑᒐᓖᑦ ᕿᓚᓗᒐᑦ	Tuugaak	1			3	27								31 ± 18
Canada goose	ᓂᑦᓖᑦ	Nikliknik	12												12 ± 9
Eider duck	ᒥᑏᑦ	Kingalik		36			2								38 ± 34
Ptarmigan	ᐊᕿᒻᒋᑦ	Akilgik	1					12	25	33	31	2	23	4	131 ± 64
Goose eggs	ᓂᑦᓖᑦ ᒪᓐᓂᖏᑦ	Uluaguliit manniit	13												13 ± 17
Duck eggs	ᒥᑏᑦ ᒪᓐᓂᖏᑦ	Tinmiat manniit		2											2 ± 3
Arctic char	ᐃᖃᓗᒃᐲᑦ	Ikaliviit	50	253	105			101	785	297		18		596	2,205 ± 1,171
Sculpin	ᑲᓇᔪᐃᑦ	Kanayuk		17											17 ± 18
Clams	ᐊᒻᒧᒪᔪᑦ	Uviluq			7,727	16,826	18,298	17,500	20,526			15,500			96,377 ± 50,755

‡ Polar bear data supplied by DSD.

‡ ᓇᓄᑦᓄᑦ ᑎᑎᕋᑦᑕᒪᔪᑦ ᑐᓂᒃᖏᑦ ᐅᑯᐊ ᐃᑯᐱᕐᐃᓕᓇᕆᑦ.

‡ Nanuin nahagaumajut pijauhimajut Ikupiktulikijinik.

TABLE/ᓇᓗᓇᐃᔭᐅᑦ/NAUNAIKUTA 256

Monthly hunter response — **Year 4 (June 1999 - May 2000)**

ᑕᕿᑕᒫᑦ ᐊᖑᓇᓱᒃᑏᑦ ᑭᐅᓂᖏᑦ — **ᐊᒻᕋᒍ 4 (ᔫᓂ 1999 - ᒪᐃ 2000)**

Tatkiktaman pijauhimajut angunahuktinun — **Ukiunga 4 (June 1999 - May 2000)**

Month/ᑕᕿᖓ/Tatkia			JUN ᔫᓂ	JUL ᓯᓚᐃ	AUG ᐊᐅᒻᒍᑎ	SEP ᓱᑎᒻᐱᓇ	OCT ᐅᑦᑐᐱᓇ	NOV ᓄᓇᒻᐱᓇ	DEC ᑏᓯᒻᐱᓇ	JAN ᒎᖕᓄᐊᓇ	FEB ᓈᕝᕗᐊᓇ	MAR ᒪᕐᓯ	APR ᐃᕐᓇᓕ	MAY ᒪᐃ	Total ᑲᑎᑦᑐᑦ Tamakiklugin
Hunter Response Categories	**ᐊᖑᓇᓱᒃᑏᑦ ᑭᐅᓂᖏᑦ ᐊᒻᒍᕐᓯᒪᓂᖏᑦ**	**Angunahukpaktun Kiujait**													
Monthly hunter list	ᑕᕿᑕᒫᑦ ᐊᖑᓇᓱᒃᑏᑦ	Tatkitaman angunahuktut titigait	117	115	117	119	119	138	137	142	142	140	141	150	163*
Hunters interviewed	ᐊᖑᓇᓱᒃᑏᑦ ᐊᐱᕐᓱᕐᑕᑦ	Angunahuktin apikhuktan	86	77	70	58	58	93	87	110	109	101	97	98	138*
Harvested	ᐊᖑᓇᓱᒃᑐᒥᓃᑦ	Angujaujut	39	24	22	16	12	19	9	11	11	12	11	53	92*
Response Rate (%)	ᑭᐅᔪᑦ ᖃᕐᓱᐅᓂᖏᑦ (%)	Kiujut (%)	74	67	60	49	49	67	64	77	77	72	69	65	66**

* Hunters registered/interviewed/harvested at least once during the year.
** Mean monthly response rate.

* ᐊᖑᓇᓱᒃᑏᑦ ᐊᑎᓕᐅᕐᑕᐅᒪᔪᑦ/ᐊᐱᕐᓱᕐᑕᑦ/ᐊᖑᓇᓱᒃᑐᒥᓃᑦ ᐊᑕᐅᓯᐊᕐᓗᐊᕐᑐᑎᒃ ᐊᒻᕋᒍᒥ.
** ᐊᒃᐅᒌᓕᕐᑎᓯᒪᔪᑦ ᑕᕿᑕᒫᑦ ᑭᐅᔪᑦ.

* Angunahuktin atiliukhimajut/apikhiktaunikut/anguhimajut talvani ukiumi.
** Talvani angunahuknami kiujutaumajut.

TABLE/ᓇᓗᓇᐃᔭᐅᑦ/NAUNAIKUTA 257

Recall period between harvest and interview, expressed as % of total harvest records — **Year 4 (June 1999 - May 2000)**

ᐅᑎᕐᕕᐅᔪᑦ ᐊᑯᕐᖓᓂ ᐊᖑᓇᓱᒃᓂᖓᑕ ᐊᒻᒪᓗ ᐊᐱᕐᓱᕐᑕᐅᓂᖓᑕ, ᓇᓗᓇᐃᕐᑕᑦ ᐃᒫᒃ % ᑲᑎᑦᑐᑦ ᐊᖑᓇᓱᒃᑕᑦ ᑎᑎᕐᕐᑕᐅᒪᔪᑦ — **ᐊᒻᕋᒍ 4 (ᔫᓂ 1999 - ᒪᐃ 2000)**

Itkaumajaujut angunahuktunun apihijauvaktunutlu, kanuk amigaitiginit tamakiklugin angujauhimajut — **Ukiunga 4 (June 1999 - May 2000)**

Month/ᑕᕿᖓ/Tatkia			JUN ᔫᓂ	JUL ᓯᓚᐃ	AUG ᐊᐅᒻᒍᑎ	SEP ᓱᑎᒻᐱᓇ	OCT ᐅᑦᑐᐱᓇ	NOV ᓄᓇᒻᐱᓇ	DEC ᑏᓯᒻᐱᓇ	JAN ᒎᖕᓄᐊᓇ	FEB ᓈᕝᕗᐊᓇ	MAR ᒪᕐᓯ	APR ᐃᕐᓇᓕ	MAY ᒪᐃ	Total ᑲᑎᑦᑐᑦ Tamakiklugin
Recall Period	**ᐅᑎᕐᕕᐅᔪᑦ**	**Pigiakvia**													
≤ 3 months	≤ 3 ᑕᕿᑦ	≤ tatkin pingahut	84	95	52	81	100	57	100	94	86	64	43	46	72
4-6 months	4-6 ᑕᕿᑦ	tatkin hitaman 6nut	16	5	48	19	0	43	0	6	0	21	36	53	25
> 6 months	> 6 ᑕᕿᑦ	> 6 tatkin	0	0	0	0	0	0	0	0	14	14	21	1	2

TABLE/ᓇᓗᓇᐃᔭᐅᑦ/NAUNAIKUTA 258

Number of hunters harvesting each species — **Year 4 (June 1999 - May 2000)**

ᖃᑦᓯᐅᓂᖏᑦ ᐊᖑᓇᓱᒃᑏᑦ ᐊᖑᓇᓱᒃᐸᑦᑐᑦ ᐊᑐᓂᒃ ᐆᒪᔪᕐᓂᒃ — **ᐊᒡᕐᒍ 4 (ᔫᓂ 1999 - ᒪᐃ 2000)**

Amigaitiginigin angunahukpaktun anguvaktaitlu kanugitugiagin — **Ukiunga 4 (June 1999 - May 2000)**

Month/ᑕᕿᖓ/Tatkia			JUN ᔫᓂ	JUL ᔪᓚᐃ	AUG ᐊᐅᒡᒍᕐᑎ	SEP ᓱᑎᒡᐱᕆ	OCT ᐅᑦᑐᐱᕆ	NOV ᓄᓇᒡᐱᕆ	DEC ᑏᓯᒡᐱᕆ	JAN ᒃᑯᓄᐊᕆ	FEB ᓈᕝᕗᐊᕆ	MAR ᒫᕐᓯ	APR ᐃᑦᓇᓕ	MAY ᒪᐃ	Total ᑲᑎᑦᑐᑦ Tamakiklugin
Species	**ᐆᒪᔪᑦ**	**Umajuin**													
Caribou	ᑐᒃᑐᐃᑦ	Tuktut	6		1	1					2	1	1	2	10
Polar bear#	ᓇᓄᐃᑦ#	Nanuit#	n/d	n/d	n/d	n/d	n/d	n/d	n/d	n/d	n/d	n/d	n/d	n/d	n/d
Arctic hare	ᐅᑲᓖᑦ	Ukalik				1		1			1		1		4
Ringed seal	ᓇᑦᓱᑦ	Natiinat	37	22	20	15	11	15	5	10	9	10	9	17	67
Bearded seal	ᐅᒡᔪᐃᑦ	Ukyuk		1	1	1	2								5
Harp seal	ᖃᐃᕈᓖᑦ	Qairulik		2		1									3
Walrus	ᐊᐃᕕᑦ	Akvik	1												1
Narwhal	ᑑᒐᓖᑦ ᕿᓚᓗᒐᑦ	Tuugaak	1			1	8								9
Canada goose	ᓂᑦᓖᑦ	Nikliknik	3												3
Eider duck	ᒥᑏᑦ	Kingalik		3			1								4
Ptarmigan	ᐊᕿᒡᕐᑦ	Akilgik	1					1	2	4	2	1	2	1	12
Goose eggs	ᓂᑦᓖᑦ ᒪᓐᓂᖏᑦ	Uluaguliit manniit	1												1
Duck eggs	ᒥᑏᑦ ᒪᓐᓂᖏᑦ	Tinmiat manniit		1											1
Arctic char	ᐃᖃᓗᒃᐲᑦ	Ikaliviit	4	8	2			1	3	1		1		46	55
Sculpin	ᑲᓇᔪᐃᑦ	Kanayuk		1											1
Clams	ᐊᒡᒧᒪᔪᑦ	Uviluq			1	1	1	1	1			1			2

No data are available corresponding to the harvest numbers shown in the harvest estimates table which were provided by DSD.

ᑎᑎᕋᕐᓯᒪᔪᓂᒃ ᐱᑕᖃᖅᑐᑦᑐᖅ ᐱᔾᔪᑎᓕᓐᓂᒃ ᐊᖑᔭᑦ ᖃᑦᓯᐅᓂᖏᓐᓄᑦ ᐊᓚᒃᑲᐅᒪᔪᓄᑦ ᐊᖑᔭᓄᑦ ᓇᓚᐅᑦᕿᑦᑎᓂ ᑐᓂᔭᖏᓐᓂ ᐃᑯᐱᕐᕕᓕᓇᓗᑦ.

Nahagauhimaitut titigakhimajunik pitman kanuk angujaukatakhimajunik kanukitunit pijaumajut ikupiktulikijinik.

TABLE/ᓇᓗᓇᐃᔭᐅᑦ/NAUNAIKUTA 259

Monthly harvest estimates — **Year 5 (June 2000 - May 2001)**

ᑕᕿᑖᒪᑦ ᐊᖑᔭᓄᑦ ᓇᓚᐅᑦᓵᕈᑏᑦ — **ᐊᒻᕋᒍ 5 (ᓘᓂ 2000 - ᒪᐃ 2001)**

Tatkiktamat nahaktauvaktun — **Ukiunga 5 (June 2000 - May 2001)**

Month/ᑕᕿᖓ/Tatkia			JUN ᓘᓂ	JUL ᓯᓚᐃ	AUG ᐊᐅᒻᒍᑎ	SEP ᓱᑎᒻᐱᓇ	OCT ᐅᑦᑐᐱᓇ	NOV ᓄᓇᒻᐱᓇ	DEC ᑏᓯᒻᐱᓇ	JAN ᒎᖕᓄᐊᓇ	FEB ᓈᕝᕗᐊᓇ	MAR ᒪᕐᓯ	APR ᐃᑦᓇᓕ	MAY ᒪᐃ	Total ᑲᑎᑦᑐᒋᑦ Tamakiklugin ± 95% CI
Species	**ᐅᒪᔪᑦ**	**Umajuin**													
Caribou	ᑐᒃᑐᐃᑦ	Tuktut	19		3		16			3					41 ± 31
Polar bear‡	ᓇᓄᐃᑦ‡	Nanuit‡						4	21						
Arctic hare	ᐅᑲᓖᑦ	Ukalik				1	9	9	5						24 ± 24
Ringed seal	ᓇᕐᓱᑦ	Natiinat	515	246	252	154	54	56	102	124	44	62	136	195	1,940 ± 444
Bearded seal	ᐅᒻᔪᐃᑦ	Ukyuk		7		4	2	2							15 ± 13
Narwhal	ᑑᒐᓖᑦ ᕿᓚᓗᒐᑦ	Tuugaak				9	3								12 ± 6
Canada goose	ᓂᕐᓖᑦ	Nikliknik	4												4 ± 5
Eider duck	ᒥᑏᑦ	Kingalik		14			9	6							29 ± 26
Ptarmigan	ᐊᕿᒻᒋᑦ	Akilgik			1		15	9	64	3		16		3	111 ± 98
Duck eggs	ᒥᑏᑦ ᒪᓐᓂᖏᑦ	Tinmiat manniit		57											57 ± 62
Arctic char	ᐃᖃᓗᒃᐲᑦ	Ikaliviit	616	195	134			664	1,033	896				253	3,791 ± 2,447
Sculpin	ᑲᓇᔪᐃᑦ	Kanayuk		9											9 ± 7

‡ Polar bear data supplied by DSD.

‡ ᓇᓄᕐᓄᑦ ᑎᑎᕋᑦᑕᐅᒪᔪᑦ ᑐᓂᒃᖏᑦ ᐅᑯᐊ ᐃᑯᐱᕐᕕᓕᓇᕐᑦ.

‡ Nanuin nahagaumajut pijauhimajut Ikupiktulikijinik.

TABLE/ᓇᓗᓇᐃᔭᐅᑦ/NAUNAIKUTA 260

Monthly hunter response — **Year 5 (June 2000 - May 2001)**

ᑕᕿᑖᒪᑦ ᐊᖑᓇᓱᒃᑏᑦ ᑭᐅᓂᖏᑦ — **ᐊᒻᕋᒍ 5 (ᓘᓂ 2000 - ᒪᐃ 2001)**

Tatkiktaman pijauhimajut angunahuktinun — **Ukiunga 5 (June 2000 - May 2001)**

Month/ᑕᕿᖓ/Tatkia			JUN ᓘᓂ	JUL ᓯᓚᐃ	AUG ᐊᐅᒻᒍᑎ	SEP ᓱᑎᒻᐱᓇ	OCT ᐅᑦᑐᐱᓇ	NOV ᓄᓇᒻᐱᓇ	DEC ᑏᓯᒻᐱᓇ	JAN ᒎᖕᓄᐊᓇ	FEB ᓈᕝᕗᐊᓇ	MAR ᒪᕐᓯ	APR ᐃᑦᓇᓕ	MAY ᒪᐃ	Total ᑲᑎᑦᑐᒋᑦ Tamakiklugin
Hunter Response Categories	**ᐊᖑᓇᓱᒃᑏᑦ ᑭᐅᓂᖏᑦ ᐊᒻᒍᕐᓯᒪᓂᖏᑦ**	**Angunahukpaktun Kiujait**													
Monthly hunter list	ᑕᕿᑖᒪᑦ ᐊᖑᓇᓱᒃᑏᑦ	Tatkitaman angunahuktut titigait	147	146	146	152	151	152	152	154	154	153	151	151	157*
Hunters interviewed	ᐊᖑᓇᓱᒃᑏᑦ ᐊᐱᕐᓱᕐᑕᑦ	Angunahuktin apikhuktan	100	90	88	94	83	86	83	90	82	77	54	44	118*
Harvested	ᐊᖑᓇᓱᒃᑐᒥᓃᑦ	Angujaujut	42	19	18	18	7	3	9	4	1	2	5	20	72*
Response Rate (%)	ᑭᐅᔪᑦ ᖃᑦᓯᐅᓂᖏᑦ (%)	Kiujut (%)	68	62	60	62	55	57	55	58	53	50	36	29	54**

* Hunters registered/interviewed/harvested at least once during the year.
** Mean monthly response rate.

* ᐊᖑᓇᓱᒃᑏᑦ ᐊᑎᓕᐅᕐᑕᐅᒪᔪᑦ/ᐊᐱᕐᓱᕐᑕᑦ/ᐊᖑᓇᓱᒃᑐᒥᓃᑦ ᐊᑕᐅᓯᐊᕐᓗᐊᕐᑐᑎᒃ ᐊᒻᕋᒍᒥ.
** ᐊᔾᔨᒌᓕᕐᑎᓯᒪᔪᑦ ᑕᕿᑖᒪᑦ ᑭᐅᔪᑦ.

* Angunahuktin atiliukhimajut/apikhiktaunikut/anguhimajut talvani ukiumi.
** Talvani angunahuknami kiujutaumajut.

TABLE/ᓇᓗᓇᐃᔭᐅᑦ/NAUNAIKUTA 261

Recall period between harvest and interview, expressed as % of total harvest records — **Year 5 (June 2000 - May 2001)**

ᐅᑎᕐᕕᐅᔪᑦ ᐊᑯᕐᖓᓂ ᐊᖑᓇᓱᒃᓂᖓᑕ ᐊᒻᒪᓗ ᐊᐱᕐᓱᕐᑕᐅᓂᖓᑕ, ᓇᓗᓇᐃᕐᑕᑦ ᐃᒫᒃ % ᑲᑎᑦᑐᒋᑦ ᐊᖑᓇᓱᒃᑕᑦ ᑎᑎᕋᕐᑕᐅᒪᔪᑦ — **ᐊᒻᕋᒍ 5 (ᓲᓂ 2000 - ᒪᐃ 2001)**

Itkaumajaujut angunahuktunun apihijauvaktunutlu, kanuk amigaitiginit tamakiklugin angujauhimajut — **Ukiunga 5 (June 2000 - May 2001)**

Month/ᑕᕿᖓ/Tatkia			JUN ᓲᓂ	JUL ᔪᓚᐃ	AUG ᐊᐅᒻᒍᑎ	SEP ᓱᑎᒻᐱᓇ	OCT ᐅᑦᑐᐱᓇ	NOV ᓄᕕᒻᐱᓇ	DEC ᑏᓯᒻᐱᓇ	JAN ᒎᓐᓄᐊᓇ	FEB ᕕᕝᕗᐊᓇ	MAR ᒫᕐᓯ	APR ᐃᕐᓇᓕ	MAY ᒪᐃ	Total ᑲᑎᑦᑐᒋᑦ Tamakiklugin
Recall Period	**ᐅᑎᕐᕕᐅᔪᑦ**	**Pigiakvia**													
≤ 3 months	≤ 3 ᑕᕿᑦ	≤ tatkin pingahut	79	83	95	88	29	44	100	88	0	0	40	93	78
4-6 months	4-6 ᑕᕿᑦ	tatkin hitaman 6nut	19	17	5	12	29	56	0	12	100	100	60	7	19
> 6 months	> 6 ᑕᕿᑦ	> 6 tatkin	2	0	0	0	41	0	0	0	0	0	0	0	4

TABLE/ᓇᓗᓇᐃᔭᐅᑦ/NAUNAIKUTA 262

Number of hunters harvesting each species — **Year 5 (June 2000 - May 2001)**

ᖃᑦᓯᐅᓂᖏᑦ ᐊᖑᓇᓱᒃᑏᑦ ᐊᖑᓇᓱᒃᐸᑦᑐᑦ ᐊᑐᓂᒃ ᐆᒪᔪᕐᓂᒃ — **ᐊᒻᕋᒍ 5 (ᓲᓂ 2000 - ᒪᐃ 2001)**

Amigaitiginigin angunahukpaktun anguvaktaitlu kanugitugiagin — **Ukiunga 5 (June 2000 - May 2001)**

Month/ᑕᕿᖓ/Tatkia			JUN ᓲᓂ	JUL ᔪᓚᐃ	AUG ᐊᐅᒻᒍᑎ	SEP ᓱᑎᒻᐱᓇ	OCT ᐅᑦᑐᐱᓇ	NOV ᓄᕕᒻᐱᓇ	DEC ᑏᓯᒻᐱᓇ	JAN ᒎᓐᓄᐊᓇ	FEB ᕕᕝᕗᐊᓇ	MAR ᒫᕐᓯ	APR ᐃᕐᓇᓕ	MAY ᒪᐃ	Total ᑲᑎᑦᑐᒋᑦ Tamakiklugin
Species	**ᐆᒪᔪᑦ**	**Umajuin**													
Caribou	ᑐᒃᑐᐃᑦ	Tuktut	4		1		1			1					5
Polar bear‡‡	ᓇᓄᐃᑦ‡‡	Nanuit‡‡	n/d	n/d	n/d	n/d	n/d	n/d	n/d	n/d	n/d	n/d	n/d	n/d	n/d
Arctic hare	ᐅᑲᓖᑦ	Ukalik				1	1	1	1						2
Ringed seal	ᓇᑦᓱᑦ	Natiinat	33	15	16	15	5	3	8	3	1	2	5	9	54
Bearded seal	ᐅᒻᔪᐃᑦ	Ukyuk		1		2	1	1							4
Narwhal	ᑑᒫᓖᑦ ᕿᓚᓗᒐᑦ	Tuugaak				4	2								5
Canada goose	ᓂᕐᓖᑦ	Nikliknik	2												2
Eider duck	ᒥᑏᑦ	Kingalik		1			2	1							3
Ptarmigan	ᐊᕿᒻᒋᑦ	Akilgik			1		3	1	3	1		1		1	8
Duck eggs	ᒥᑏᑦ ᒪᓐᓂᖏᑦ	Tinmiat manniit		1											1
Arctic char	ᐃᖃᓗᒃᐱᑦ	Ikaliviit	19	7	3			1	1	2				17	38
Sculpin	ᑲᓇᔪᐃᑦ	Kanayuk		2											2

‡‡ No data are available corresponding to the harvest numbers shown in the harvest estimates table which were provided by DSD.

‡‡ ᑎᑎᕋᕐᓯᒪᔪᓂᒃ ᐱᑕᖃᖏᑦᑐᖅ ᐱᔾᔪᑎᓕᓐᓂᒃ ᐊᖑᔭᑦ ᖃᕐᓯᐅᓂᖏᓐᓄᑦ ᐊᓚᒃᑲᐅᒪᔪᓄᑦ ᐊᖑᔭᓄᑦ ᓇᓚᐅᕐᕋᑎᓂ ᑐᓂᔭᖏᓐᓂ ᐃᑯᐱᕐᕕᓕᕆᔨᑦ.

‡‡ Nahagauhimaitut titigakhimajunik pitman kanuk angujaukatakhimajunik kanukitunit pijaumajut ikupiktulikijinik.

TABLE/ᓇᓗᓇᐃᔭᐅᑦ/NAUNAIKUTA 263

Annual harvest estimates and five-year mean

All Years (June 1996 - May 2001)

ᐊᒃᕋᒍᑕᒦᑦ ᐊᖑᔭᓄᑦ ᓇᓚᐅᑦᓴᕈᑏᑦ ᐊᒻᒪᓗ ᑕᓪᓕᒪᓄᑦ-ᐊᒃᕋᒍᓄᑦ ᐊᔾᔨᒌᓕᕐᑎᓯᒪᔪᑦ 2001)

ᑕᒪᐃᓐᓄᑦ ᐊᒃᕋᒍᓄᑦ (ᔫᓂ 1996 - ᒪᐃ

Study Year/ᖃᐅᔨᓴᕐᕕᒃ ᐊᒃᕋᒍ/Ihivgiukimayut Ukiumi			1	2	3	4	5	Mean ᐊᔾᔨᒌᓕᕐᑎᓯᒪᔪᑦ Amigaitkiyait
			96/97	97/98	98/99	99/00	00/01	
Species	ᐆᒪᔪᑦ	**Umajuin**						
Caribou[1]	ᑐᒃᑐᐃᑦ[1]	Tuktut[1]	227	118	172	42	41	120
Polar bear[2]	ᓇᓄᐃᑦ[2]	Nanuit[2]	9	18	12	13	11	13
Wolf[3]	ᐊᒪᕈᐃᑦ[3]	Amagut[3]	1	0	0	0	0	<1
Arctic fox	ᑎᓇᒐᓐᓂᐊᑦ	Tigiganiat	9	32	2	0	0	9
Coloured fox	ᖃᑯᓐᖏᑦᑐᑦ ᑎᓇᒐᓐᓂᐊᑦ	Kalaliit tigiganiat	2	2	0	0	0	1
Arctic hare[4]	ᐅᑲᓖᑦ[4]	Ukalik[4]	52	29	1	12	24	24
Ringed seal[5]	ᓇᑦᓱᑦ[5]	Natiinat[5]	3,957	2,885	3,765	2,203	1,940	2,950
Bearded seal	ᐅᒡᔪᐃᑦ	Ukyuk	30	13	36	18	15	22
Harp seal	ᖃᐃᕈᓖᑦ	Qairulik	103	23	41	10	0	35
Walrus[6]	ᐊᐃᕕᑦ[6]	Akvik[6]	13	0	4	5	0	4
Narwhal[7]	ᑑᒫᓖᑦ ᕿᓚᓗᒐᑦ[7]	Tuugaak[7]	33	13	37	31	12	25
Beluga	ᖃᑯᑦᑕᑦ ᕿᓚᓗᒐᑦ	Kilalugak	0	4	0	0	0	1
Snow goose[8]	ᑲᖑᐃᑦ[8]	Kanguq[8]	11	15	2	0	0	6
Canada goose[8]	ᓂᑦᓖᑦ ᐅᓗᐊᒍᑦᓖᑦ[8]	Nikliknik[8]	112	111	53	12	4	58
Eider duck[9]	ᒥᑏᑦ[9]	Kingalik[9]	403	24	147	38	29	128
Tundra swan	ᖁᒡᔪᐃᑦ	Kukyuk	2	0	0	0	0	<1
Yellow-billed loon	ᑑᑦᓕᕐᔪᐊᑦ	Tuulik	0	3	0	0	0	1
Black guillemot	ᐱᑦᓯᐅᓛᑦ	Black guillemot	7	0	0	0	0	1
Thick-billed murre	ᐊᑦᐸᐃᑦ	Thick-billed murre	0	1	15	0	0	3
Ptarmigan	ᐊᕿᒡᒋᑦ	Akilgik	352	336	371	131	111	260
Goose eggs[10]	ᑲᖑᐃᑦ ᒪᓐᓂᖏᑦ[10]	Uluaguliit manniit[10]	77	51	0	13	0	28
Duck eggs[10]	ᒥᑏᑦ ᒪᓐᓂᖏᑦ[10]	Tinmiat manniit[10]	352	43	268	2	57	144
Arctic tern eggs[10]	ᐃᒥᖅᑯᑕᐃᓚᐃᑦ ᒪᓐᓂᖏᑦ[10]	Emitkutailat manniit[10]	555	9	0	0	0	113
Seagull eggs[10]	ᓇᐅᔭᐃᑦ ᒪᓐᓂᖏᑦ[10]	Nauyat manniit[10]	50	0	155	0	0	41
Arctic char[11]	ᐃᖃᓗᒃᐱᑦ[11]	Ikaliviit[11]	8,902	19,947	6,903	2,205	3,791	8,350
Cod[12]	ᐆᒪᐃᑦ[12]	Ugak[12]	108	0	0	0	0	22
Sculpin[13]	ᑲᓇᔪᐃᑦ[13]	Kanayuk[13]	150	0	0	17	9	35
Clams[14]	ᐊᒻᒧᒪᔪᑦ[14]	Uviluq[14]	1,368	2	4,020	96,377	0	20,353
Mussels[15]	ᐅᕕᓗᐃᑦ[15]	Uviluvaloet[15]	2,857	0	0	0	0	571

[1-15]: See page 384 for community feedback and other sources of data.

[1-15]: ᑕᑯᒍᒃ ᒪᕐᐱᑐᖅ 386 ᓄᓇᓖᑦ ᑭᐅᔪᑎᖏᑦ ᐊᒻᒪᓗ ᐊᓯᖏᑦ ᐱᒻᕕᐅᔪᑦ ᓈᒻᒪᐅᑎᓂᒃ.

[1-15]: Takulugu makpigaak 388 nunanit kiutjutinganik ovalo aalanik naunaiyautainik.

TABLE/ᓇᓗᓇᐃᔭᐅᑦ/NAUNAIKUTA 264

Annual hunter response

ᐊᒡᕐᒍᑕᒫᒪᑦ ᐊᖑᓇᓱᒃᑏᑦ ᑭᐅᓂᖏᑦ

Angujauvaktu

All Years (June 1996 - May 2001)

ᑕᒪᐃᓐᓄᑦ ᐊᒡᕐᒍᓄᑦ (ᔫᓂ 1996 - ᒪᐃ 2001)

Tamamik ukiuni (June 1996 - May 2001)

Study Year/ᖃᐅᔨᓴᕐᓂᒃ ᐊᒡᕐᒍ/Ihivgiukimayut Ukiumi			1 96/97	2 97/98	3 98/99	4 99/00	5 00/01	Total ᑲᑎᑦᑐᑦ Tamakiklugin
Hunter Response Categories	**ᐊᖑᓇᓱᒃᑏᑦ ᑭᐅᓂᖏᑦ ᐊᒡᔪᒥᒪᓂᖏᑦ**	**Angunahukpaktun Kiujait**						
Monthly hunter list	ᑕᕿᑕᒫᒪᑦ ᐊᖑᓇᓱᒃᑏᑦ	Tatkitaman angunahuktut titigait	114	116	124	163	157	192*
Hunters interviewed	ᐊᖑᓇᓱᒃᑏᑦ ᐊᐱᕐᓱᕐᑕᑦ	Angunahuktin apikhuktan	114	115	109	138	118	183*
Harvested	ᐊᖑᓇᓱᒃᑐᒥᓃᑦ	Angujaujut	113	101	89	92	72	163*
Response Rate (%)	ᑭᐅᔪᑦ ᖃᑦᓱᐅᓂᖏᑦ (%)	Kiujut (%)	80	74	79	66	54	70**

* Hunters registered/interviewed/harvested at least once during the study.
** Mean annual response rate.

* ᐊᖑᓇᓱᒃᑏᑦ ᐊᑎᓕᐅᕐᓯᒪᔪᑦ/ᐊᐱᕐᓱᕐᑕᑦ/ᐊᖑᓇᓱᒃᑐᒥᓃᑦ ᐊᑕᐅᓯᐊᕐᓗᐊᕐᑐᑎᒃ ᖃᐅᔨᓴᕐᓂᒥ.
** ᐊᔾᔨᒌᓕᕐᑎᓯᒪᔪᑦ ᐊᒡᕐᒍᑕᒫᑦ ᑭᐅᔪᑦ.

* Angunahuktin atiliukhimajut/apikhiktaunikut/anguhimajut talvani kaujihatatiplugin.
** Atjikilirhimajut ukiumun kiutjutaujut.

TABLE/ᓇᓗᓇᐃᔭᐅᑦ/NAUNAIKUTA 265

6.1.11

Recall period between harvest and interview, expressed as % of total harvest records

ᐅᑎᕐᕕᐅᔪᑦ ᐊᑯᕐᖓᓂ ᐊᖑᓇᓱᒃᓂᖓᑕ ᐊᒻᒪᓗ ᐊᐱᕐᓱᕐᑕᐅᓂᖓᑕ, ᓇᓗᓇᐃᕐᑕᑦ ᐃᒫᒃ % ᑲᑎᑦᑐᑦ ᐊᖑᓇᓱᒃᑕᑦ ᑎᑎᕐᕐᑕᐅᒪᔪᑦ

Angunahuktin apikhuktaujut, iluakhagaujutl % tamakiklugit angujauhimajut umajut

All Years (June 1996 - May 2001)

ᑕᒪᐃᓐᓄᑦ ᐊᒡᕐᒍᓄᑦ (ᔫᓂ 1996 - ᒪᐃ 2001)

Tamamik ukiuni (June 1996 - May 2001)

Study Year/ᖃᐅᔨᓴᕐᓂᒃ ᐊᒡᕐᒍ/Ihivgiukimayut Ukiumi			1 96/97	2 97/98	3 98/99	4 99/00	5 00/01	Total ᑲᑎᑦᑐᑦ Tamakiklugin
Recall Period	**ᐅᑎᕐᕕᐅᔪᑦ**	**Pigiakvia**						
≤ 3 months	≤ 3 ᑕᕿᑦ	≤ tatkin pingahut	94	74	75	72	78	82
4-6 months	4-6 ᑕᕿᑦ	tatkin hitaman 6nut	4	13	23	25	19	14
> 6 months	> 6 ᑕᕿᑦ	> 6 tatkin	2	13	2	2	4	4

TABLE/ᓇᓗᓇᐃᔭᐅᑦ/NAUNAIKUTA 266

Number of hunters harvesting each species

ᖃᑦᓯᐅᓂᖏᑦ ᐊᖑᓇᓱᒃᑏᑦ ᐊᖑᓇᓱᒃᐸᑦᑐᑦ ᐊᑐᓂᒃ ᐆᒪᔪᕐᓂᒃ

Angunahuktin angutivaktun umajunik

All Years (June 1996 - May 2001)

ᑕᒪᐃᓐᓄᑦ ᐊᒃᕿᒍᓄᑦ (ᔫᓂ 1996 - ᒪᐃ 2001)

Tamamik ukiuni (June 1996 - May 2001)

Study Year/ᖃᐅᔨᓴᕐᕕᒃ ᐊᒃᕿᒍ/Ihivgiukimayut Ukiumi			1	2	3	4	5	Total ᑲᑎᑦᑐᑦ Tamakiklugin
			96/97	97/98	98/99	99/00	00/01	
Species	**ᐆᒪᔪᑦ**	**Umajuin**						
Caribou	ᑐᒃᑐᐃᑦ	Tuktut	38	15	29	10	5	58
Polar bear#	ᓇᓄᐃᑦ#	Nanuit#	n/d	n/d	n/d	n/d	n/d	n/d
Wolf	ᐊᒪᕈᐃᑦ	Amagut	1					1
Arctic fox	ᑎᓇᒐᓐᓂᐊᑦ	Tigiganiat	4	3	1			7
Coloured fox	ᖃᑯᓐᖏᑦᑐᑦ ᑎᓇᒐᓐᓂᐊᑦ	Kalaliit tigiganiat	2	2				4
Arctic hare	ᐅᑲᓖᑦ	Ukalik	21	9	1	4	2	31
Ringed seal	ᓇᑦᑯᑦ	Natiinat	106	87	81	67	54	138
Bearded seal	ᐅᒡᔪᐃᑦ	Ukyuk	17	6	15	5	4	38
Harp seal	ᖃᐃᕈᓖᑦ	Qairulik	33	10	21	3		51
Walrus	ᐊᐃᕕᑦ	Akvik	7		3	1		10
Narwhal	ᑑᒫᓖᑦ ᕿᓚᓗᒐᑦ	Tuugaak	14	7	19	9	5	38
Beluga	ᖃᑯᑦᑕᑦ ᕿᓚᓗᒐᑦ	Kilalugak		1				1
Snow goose	ᑲᖑᐃᑦ	Kanguq	7	3	2			12
Canada goose	ᓂᕐᓖᑦ ᐅᓗᐊᒍᓖᑦ	Nikliknik	27	14	10	3	2	43
Eider duck	ᒥᑏᑦ	Kingalik	47	6	16	4	3	60
Tundra swan	ᖁᒃᔪᐃᑦ	Kukyuk	2					2
Yellow-billed loon	ᑑᓪᓕᕐᔪᐊᑦ	Tuulik		1				1
Black guillemot	ᐱᑦᓯᐅᓛᑦ	Black guillemot	3					3
Thick-billed murre	ᐊᑦᐸᐃᑦ	Thick-billed murre		1	1			2
Ptarmigan	ᐊᕿᒡᒋᑦ	Akilgik	29	26	23	12	8	56
Goose eggs	ᑲᖑᐃᑦ ᒪᓐᓂᖏᑦ	Uluaguliit manniit	7	1		1		8
Duck eggs	ᒥᑏᑦ ᒪᓐᓂᖏᑦ	Tinmiat manniit	11	1	5	1	1	17
Arctic tern eggs	ᐃᒥᖅᑯᑕᐃᓚᐃᑦ ᒪᓐᓂᖏᑦ	Emitkutailat manniit	11	1				12
Seagull eggs	ᓇᐅᔭᐃᑦ ᒪᓐᓂᖏᑦ	Nauyat manniit	5		1			6
Arctic char	ᐃᖃᓗᒃᐲᑦ	Ikaliviit	81	65	52	55	38	139
Cod	ᐆᒪᐃᑦ	Ugak	8					8
Sculpin	ᑲᓇᔪᐃᑦ	Kanayuk	10			1	2	13
Clams	ᐊᒃᒧᒪᔪᑦ	Uviluq	9	1	5	2		14
Mussels	ᐅᕕᓗᐃᑦ	Uviluvaloet	1					1

‡‡ No data are available corresponding to the harvest numbers shown in the harvest estimates table which were provided by DSD.

‡‡ ᑎᑎᕋᓯᒪᔪᓂᒃ ᐱᑕᖃᖅᖏᑦᑐᖅ ᐱᒃᔪᑎᓐᓂᒃ ᐊᖑᔭᑦ ᖃᕋᐅᓂᖏᓐᓄᑦ ᐊᓚᒃᑲᐅᒪᔪᓄᑦ ᐊᖑᔭᓄᑦ ᓇᓚᐅᑦᓴᕈᑎᓂ ᑐᓂᔭᖏᓐᓂ ᐃᑯᐱᕐᕕᓕᕆᔨᑦ.

‡‡ Nahagauhimaitut titigakhimajunik pitman kanuk angujaukatakhimajunik kanukitunit pijaumajut ikupiktulikijinik.

6.1.11 Community Results Discussion: Qikiqtarjuaq

The survey frame:

An assessment of under-enumeration during the community visit revealed that there were approximately 16 hunters who were not registered in the Harvest Study. All of these were Inuit - four occasional, seven active and five intensive hunters. As discussed in Section 5.2.1 the effect of this under-enumeration would have led to a downward bias of the harvest estimates. Given that these unregistered hunters represent eight percent of the total hunter population (Table 10) and that the majority of these hunters were thought to be active or intensive hunters the effect of this bias on harvest estimates could be significant. Harvest estimates for the unregistered hunters can be estimated using mean harvest quantities for each species by strata. These estimates, having their own sources of error and bias, are beyond the scope of this Final Report. Readers may apply to NWMB to obtain the results of these calculations.

Due to the relatively small number of intensive hunters registered in Qikiqtarjuaq, the intensive classification was joined with the active classification for the purpose of calculating harvest estimates.

Survey coverage and non-response bias:

Response rates in years 4 and 5 were quite low, dropping below 50% in several months towards the end of the study. Low response rates were also encountered during several months in other years of the study. As seen in Table 9 the consistent intentional non-response rate in Qikiqtarjuaq was relatively high, at 5.2%. Given this and the low response rates, particularly in the last two years of the study, there was potential for both sampling error and non-response bias.

An examination of the consistency of participation rates (code 1 response as a proportion of code 1 plus code 2 responses) over a five year period was done in order to detect hidden non-response. The basis for this is that declining rates of harvesting (code 1) might indicate "hunter fatigue" with the survey over time. The community of Qikiqtarjuaq did show a noticeable decline in participation over the life of the survey indicating that hidden non-response may have occurred in this community.

Response rates, being higher in the first three years of the study, were felt to be high enough in most months to ensure that n did in fact constitute a sufficiently representative sample of N hunters. Readers should refer to hunter response tables indicating which months had lower response rates. Caution should be exercised when using the data collected during these months and during the final two years of the study when response rates dropped and hidden non-response may have been introduced.

Measurement issues and response error:

There were no specific incidents of measurement error brought up during the community visit. However, readers should refer to Section 5.4 for a thorough discussion of this issue.

As seen in the recall period tables, the majority of harvest records were collected within three months of the harvest in most years of the study. However, there were some months, particularly in years 2 and 4 when many of the recall periods were beyond six months. Measurement error is more likely in months with longer recall periods since hunters may not have been able to accurately remember what they had harvested. However, over the course of the entire study over 80% of the total harvest records were collected within three months of the harvest.

As indicated in the comments below, there was commercial harvesting of arctic char and of clams throughout the Harvest Study. It is thought that some of this commercial harvest was reported with the subsistence harvest in some years of the study. In particular given the large harvest estimates for clams in year 4, it is likely that much of this harvest was commercial. Similarly, the arctic char harvest in year 2 likely contains some fish sold commercially.

Community feedback and other sources of data:

1. **Caribou:** Caribou harvesting consisted of barren-ground caribou. In 1996-1997 there were community hunts, explaining the higher harvest estimates early in the study. However, even in the absence of these community hunts, the estimates in years 4 and 5 seem too low (C.F.).
2. **Polar bear:** Numbers displayed are not estimates but confirmed harvest numbers supplied by DSD (DSD PB).
3. **Wolf:** Some wolf harvests were not reported, hunters harvest wolves every year (C.F.).
4. **Arctic hare:** The year 3 estimate seems too low, it appears that some harvests were not reported (C.F.).
5. **Ringed seal:** In year 1, the sewing center was operating and hunters were selling pelts to the center, explaining the higher harvest estimate in that year. There were fewer seals around the community in the latter years of the study resulting in lower harvest estimates. The estimates seem accurate (C.F.).
6. **Walrus:** Estimates in year 1 seem accurate; however, walrus are harvested each year so in years with no harvest recorded there were likely some caught but not reported (C.F.).
7. **Narwhal:** Estimates seem too low. The community was harvesting under a community-based management program since 1999, during which the HTO kept track of the number of animals taken (C.F.). Prior to this program the annual quota was 50 animals. The following numbers which were collected prior to and during this program and should be considered when using narwhal harvest estimates (note that DFO data are based on fiscal years, whereas Harvest Study data are based on harvest years that run from June to May) (DFO N/B):

96/97	97/98	98/99	99/00	00/01
23	50	50	81	137

8. **Geese:** Harvest estimates seem accurate. Geese harvesting is dependent on ice conditions which have made it very difficult to harvest geese in the last few years (C.F.).
9. **Eider duck:** Although both king and common eiders are harvested, common eiders are more abundant in the area and harvested in larger numbers (C.F.).
10. **Eggs:** Each species of egg displayed in the data tables are harvested each year. Estimates in the latter years of the study were noted to be too low. Year 1 estimates appeared to be in the right range for most species (C.F.).
11. **Arctic char:** There was commercial harvesting of arctic char during the Harvest Study. It is felt that some of this harvest was likely included with the subsistence harvest in the first few years of the study (C.F.).
12. **Cod:** Cod are harvested every year. The year 1 estimate seems to be in the right range (C.F.).
13. **Sculpin:** Sculpin are harvested every year. The year 1 estimate seems to be in the right range (C.F.).
14. **Clams:** There was a lot of clam harvesting that was not reported. The HTO Board reports that the community harvests at least 5000 kg per year which would equate to approximately 125 – 150,000 clams. However, much of this would have been sold commercially (C.F.).
15. **Mussels:** The year 1 estimate looks accurate. Mussels are harvested when people go berry picking; some are taken each year (C.F.).

6.1.11 ᓄᓇᓕᓐᓂ ᓴᖅᑭᑕᐅᔪᓂᒃ ᐅᖃᖃᑎᒌᕈᑎᑦ: ᕿᑭᖅᑕᕐᔪᐊᖅ

ᖃᐅᔨᓴᓂᐅᑦ ᐋᖅᑭᐅᒪᓂᖓ:

ᕿᒥᕐᕈᔭᐅᑎᓗᒋᑦ ᐊᑎᓕᐅᓇᕐᕈᓗᐊᖅᐸᓂᐅᔪᑦ ᓄᓇᓕᑦ ᐳᓚᕋᖅᑕᐅᑎᓗᒋᑦ ᑕᑯᑎᑦᓯᓚᐅᖅᑐᑦ ᑖᒪᓂ 16 ᐊᖑᓇᓱᑦᑎᑦ ᐊᑎᖃᖃᑕᐅᓚᐅᕈᓐᓂᕈᓐᓂᒃ ᖃᐅᔨᓴᓂᐅᔪᒥ. ᑕᒪᒥᒃ ᐃᓅᓚᐅᖅᑐᑦ - ᑎᓴᒪᑦ ᖃᑯᑎᒃᑯᑦ, 7 ᐊᔾᔨᒌᓪᓗ ᐊᒻᒪᓗ ᑕᓪᓕᒪᑦ ᑕᒫᐸᓗᒃᑯᑦ ᐊᖑᓇᓱᑦᑎᐅᓪᓗᑎᒃ. ᐅᖃᐅᓯᐅᒻᒪᑕ ᓈᓴᐅᑎᒥ 5.2.1 ᑕᒪᑐᒪ ᐊᑎᓕᐅᓇᕐᕈᓗᐊᕈᑎᐅᑦ ᐱᒍᑕᐅᓂᖓ ᐊᑦᑎᑭᓪᓕᑎᑦᓯᒪᒐᔭᖅᑐᐃᑦ ᐆᒪᔪᖅᑕᐅᑭᑦᑐᑦ ᖃᑦᓯᐅᑭᓐᓂᕈᓐᓂᒃ. ᐃᓱᒪᒋᓪᓗᒍ ᑕᒪᒃᑯᐊ ᐊᑎᖃᖃᑕᐅᕐᕈᑦᑐᑦ 8%ᖑᒻᒪᑕ ᑲᑎᑦᑐᒋᑦ ᐊᖑᓇᓱᑦᑎᓕᒫᑦ (ᓇᓕᖅᑲᖅ 10) ᐊᒻᒪᓗ ᑕᒪᒃᑭᑲᒃ ᑖᒃᑯᓇᓂ ᐅᖑᓇᓱᑦᑎᐅᓇᓱᓕᐅᓚᐅᖅᑐᑎᒃ ᐊᔾᔨᒌᓪᓗ ᑕᓯᐊᓗᓪᓗ, ᐊᑦᑐᐃᓂᓇᔭᕐᕈᑦ ᐆᒪᔪᖅᑕᐅᑦᑐᑦ ᖃᑦᑎᐅᓂᕐᕈᓐᓄᑦ ᐊᔾᔨᓪᓗᐊᑲᓪᓕᐅᓱᓇᔭᐅᔪᖅ. ᐆᒪᔪᖅᑕᐅᑦᑐᑦ ᐊᑎᖃᖃᑕᐅᕐᕈᑦᑐᓄᑦ ᒥᑦᓴᐅᓯᖅᑕᐅᔪᓐᓇᖅᑐᑦ ᐊᑐᓪᓗᑦ ᐆᒪᔪᖅᑕᐅᒡᔪᔪᐅᑐᐃᑦ ᖃᑦᑎᐅᑦᓐᓂᕐᕈᑦ ᐊᑐᓂᑦ ᓂᕐᔪᑎᓄᑦ ᐊᒡᒍᖅᑕᐅᓯᒪᓂᕐᕈᑎᒍᑦ. ᑕᒪᒃᑯᐊ ᒥᑦᓴᐅᓯᖅᓯᒪᔪᑦ, ᐃᒻᒥᒍᑦ ᑕᒪᖅᓯᒪᐅᖅᑐᖃᖅᑐᑎᒃ ᐃᓚᓕᐅᓇᕐᕈᓗᐊᕐᓂᖃᖅᑐᑎᓪᓗ, ᐅᖓᑕᐅᔾᔨᓗᐊᕐᒪᑕ ᐅᑯᓄᖓ ᑭᖑᓪᓕᐸᖅᓯᐅᑎᐅᔪᓄᑦ. ᐅᖃᓕᒫᖅᑐᑦ ᑐᑦᓯᕋᓐᓇᖅᑐᑦ ᐆᒪᔪᓕᓇᔨᕐᔪᐊᒃᑯᓐᓂᑦ ᐱᔪᒪᓐᓂᕈᑎᒃ ᓴᖅᑭᑕᐅᓯᒪᔪᓂᒃ ᓈᓴᐅᑎᓂᒃ.

ᖃᑦᑏᓐᓇᐸᓗᓂᕐᕈᓐᓄᑦ ᐊᒃᓯᒃᑲᓪᓗ ᐊᖑᓇᓱᐸᑦᑐᐃᑦ ᐊᑎᖃᖃᑕᐅᔪᑦ ᕿᑭᖅᑕᕐᔪᐊᕐᒥ, ᐊᒃᓯᒃᑲᓪᓗᓂᕐᕈᓐᓄᑦ ᐊᖑᓇᓱᑦᑎᓇᓱᕐᕈᑦᑐᑦ ᐱᖃᓯᐅᑎᓯᒪᔪᑦ ᓇᓗᓇᐃᕈᑎᖃᖅᑐᓂᒃ ᑕᒫᐸᓗᒃ ᓈᓴᖅᑕᐅᓇᓱᑦᑎᓗᒋᑦ ᖃᑦᑎᐅᕐᕈᓐᓂᕐᕈᑦ ᐆᒪᔪᖅᑕᐅᕐᕈᑦᑐᐃᑦ.

ᖃᐅᔨᓴᖅᑕᐅᔪᑦ ᐊᒻᒪ ᐃᓚᓕᐅᓇᔭᐅᕐᕈᕐᕈᑦᑐᑦ ᑭᐅᕐᕈᑦᑐᑦ:

ᑭᐅᕐᕈᑎᒋᓂᕐᕈᑦ ᐅᑭᐅᓂ 4 ᐊᒻᒪ 5 ᐊᑦᑎᑑᓪᓗᐊᑲᓪᓕᓚᐅᖅᑐᑦ ᑲᑕᒃᓯᒪᓪᓗᑎᒃ 50% ᐊᑖᓄᑦ ᑕᖅᑭᒐᓐᓄᑦ ᖃᐅᔨᓴᓂᖅ ᐃᓱᓕᐸᓪᓕᐊᖅᑎᓪᓗᒍ. ᖃᑦᑏᓐᓇᐅᕐᕈᓚᐅᕐᒥᔪᑦ ᑭᐅᕐᕈᑦᑐᑦ ᑕᖅᑭᒐᓐᓄᑦᑕᐅᖅ ᐅᑭᐅᓂ ᐊᐃᑉᐸᕐᕈᓐᓂ ᖃᐅᔨᓴᓂᖃᖅᑐᓂ. ᑕᑯᑎᑦᓯᒪᒪᑕ ᓇᓕᖅᑲᒥ 9 ᐱᔭᕇᓗᑎᒃ ᑭᐅᑦᑕᐃᓕᓴᐃᓇᐸᑦᑐᑦ ᕿᑭᖅᑕᕐᔪᐊᕐᒥ ᖁᑦᑎᓗᐊᐸᓗᓚᐅᖅᑐᑦ, 5.2%ᒥᑦᑐᑎᒃ. ᑕᒪᓇ ᐃᓱᒪᒋᓪᓗᒍ ᐊᒻᒪᓗ ᖃᑦᑏᓐᓇᐅᕐᕈᓯᒪᓂᕐᕈᑦ ᑭᐅᕐᕈᑦᑐᑦ, ᐱᓗᐊᖅᑐᒥᒃ ᐅᑭᐅᒃ ᒪᕐᕉᒃ ᑭᖑᓪᓕᐸᕐᕈᓐᓂ ᖃᐅᔨᓴᓂᖃᖅᑎᓪᓗᒍ, ᑕᒻᒪᖅᓯᒪᐅᖅᑐᖃᑐᐃᓇᓇᐊᖃᖅᑐᑦ ᐃᓚᓕᐅᓇᕐᕈᓗᐊᕐᓗᑎᓪᓗ.

ᕿᒥᕐᕈᔭᐅᑎᓪᓗᒋᑦ ᐃᓚᐅᑦᓴᐃᓇᖅᑎᒋᓂᕐᕈᑦ ᑭᒃᑯᑦ (ᓇᓗᓇᐃᒃᑯᑦ 1 ᑭᐅᔾᔪᑎᑦ ᒥᑦᓴᐅᑦᓯᔪᑦ ᓇᓗᓇᐃᒃᑯᓯᒥᒃ 1 ᐊᒻᒪᓗ 2 ᑭᐅᔾᔪᑎᐅᔪᓂᒃ) ᐅᑭᐅᓄᑦ ᑕᓪᓕᒪᓄᑦ ᐱᓕᕆᐊᖑᓚᐅᖅᑐᖅ ᓇᓂᔭᐅᔪᓇᖑᓪᓗᒋᑦ ᓴᖅᑭᔭᕐᕈᑦᑐᑦ ᑭᐅᕐᕈᑦᑐᐃᑦ. ᑐᓐᖓᕕᐅᓚᕿᔪᖅ ᑕᒪᓇ ᖃᑦᑏᓐᓇᖑᖅᐸᓪᓕᐊᒍᑎᒃ ᐆᒪᔪᖅᑕᐅᑦᑐᑦ (ᓇᓗᓇᐃᒃᑯᑦ 1) ᑕᑯᑎᑦᓯᐃᓐᓇᕐᕈᖅᑲᒻᒪᑦ "ᐊᖑᓇᓱᑦᑎᑦ ᑕᖃᐅᔾᔨᓯᒪᓂᕐᕈᓐᓂᒃ" ᖃᐅᔨᓴᓂᐅᔪᒥᒃ ᐱᑯᓪᓕᐊᓂᖓᓂ. ᕿᑭᖅᑕᕐᔪᐊᕐᒥᐅᑦ ᓇᓗᓇᓚᐅᕐᕈᑦᑐᑦ ᐃᓚᐅᔪᓐᓂᖅᐸᓪᓕᐊᓂᕐᕈᑦ ᐱᓕᕆᐊᖑᓂᓚᒫᖓᓂ ᖃᐅᔨᓴᓂᐅᔪᖅ ᑕᑯᑎᑦᓯᒍᑕᐅᕐᓗᓪᓗ ᓴᖅᑭᔭᕐᕈᑦᑐᓂᒃ ᑭᐅᑯᓐᓂᕐᕈᑦᑐᓂᒃ ᓄᓇᓕᐅᔪᒥ.

ᑭᐅᑯᑦᑎᒋᓂᕐᕈᑦ, ᖁᑦᑎᓂᖅᓴᒥᓚᐅᖅᑐᑎᒃ ᐅᑭᐅᑦ ᐱᖓᓱᑦ ᓯᕗᓪᓕᖅᐸᕐᕈᓐᓂ, ᐃᓱᒪᒋᔭᐅᓚᐅᖅᑐᑦ ᓈᒻᒪᓂᖅᓴᐅᑯᓚᐅᕐᕈᕐᕈᓐᓂᒃ ᐅᓄᕐᓂᖅᓴᐅᔪᓂ ᑕᖅᑭᓂ ᑖᒃᑯᐊ ᐊᐱᖅᓱᖅᑕᐅᑦᑐᑦ ᖃᑦᑎᐅᓂᕐᕈᑦ ᒥᑦᓴᐅᓯᓯᒪᑦᑎᐊᕐᓂᕐᕈᓐᓂᒃ ᐊᖑᓇᓱᑦᑎᓂᒃ ᐊᑎᖃᖃᑕᐅᔪᓂᒃ. ᐅᖃᓕᒫᖅᑐᑦ ᖃᐅᔨᒋᐊᖅᑐᑦᓴᐅᕐᑐᑦ ᐊᖑᓇᓱᑦᑎᓄᑦ ᑭᐅᔾᔪᑎᐅᕐᕈᑦᑐᓄᑦ ᓇᓕᖅᑲᕐᕈᓐᓂᒃ ᑕᑯᑎᑦᓯᒻᒪᑕ ᓇᓕᐊᕐᓂᒃ ᑕᖅᑭᐅᔪᓂ ᖃᑦᑏᓐᓇᐅᓂᖅᓴᐅᕐᕈᑦᑐᓂᕐᕈᑦᑖᒃᑯᐊ ᐅᓄᕐᓂᖅᓴᐅᔪᓂ ᑕᖅᑭᓄ ᑖᒃᑯᐊ ᐊᐱᖅᓱᖅᑕᐅᑦᑐᑦ ᖃᑦᑎᐅᕐᕈᑦ ᒥᑦᓴᐅᓯᓯᒪᑦᑎᐊᕐᓂᕐᕈᓐᓂᒃ ᐊᖑᓇᓱᑦᑎᓂᒃ ᐊᑎᖃᖃᑕᐅᔪᓂᒃ. ᐅᖃᓕᒫᖅᑐᑦ ᖃᐅᔨᒋᐊᖅᑐᑦᓴᐅᕐᑐᑦ ᐊᖑᓇᓱᑦᑎᓄᑦ ᑭᐅᔾᔪᑎᐅᕐᕈᑦᑐᓄᑦ ᓇᓕᖅᑲᕐᕈᓐᓂᒃ ᑕᑯᑎᑦᓯᒻᒪᑕ ᓇᓕᐊᕐᓂᒃ ᑕᖅᑭᐅᔪᓂ ᖃᑦᑏᓐᓇᐅᓂᖅᓴᐅᕐᕈᑦᑐᓂᕐᕈᑦᑖᒃᑯᐊ ᐅᓄᕐᓂᖅᓴᐅᔪᓂ ᑕᖅᑭᓂ ᑖᒃᑯᐊ ᐊᐱᖅᓱᖅᑕᐅᑦᑐᑦ ᖃᑦᑎᐅᕐᕈᑦ ᒥᑦᓴᐅᓯᓯᒪᑦᑎᐊᕐᓂᕐᕈᓐᓂᒃ ᐊᖑᓇᓱᑦᑎᓂᒃ ᐊᑎᖃᖃᑕᐅᔪᓂᒃ. ᐅᖃᓕᒫᖅᑐᑦ ᑕᐃᒃᑯᐊ ᖃᑦᓯᓪᓗᐊᑲᓪᓕᐅᔪᑦ ᐃᖃᓗᒃᑐᖃᖅᑐᑦ ᐅᑭᐅᓂᕐᕈᑦ 4 ᖃᑦᓯᓪᓗᐊᑲᓪᓕᕐᕈᑦ ᓂᐅᕐᕈᑎᑦᓴᐅᕐᓗᑎᒃ. ᑕᐃᒫᑦᑕᐅᖅ, ᐃᖃᓗᒃᑕᐅᔪᒥᓂᑦ ᐅᑭᐅᓂᕐᕈᑦ 2 ᐱᖃᓯᐅᑎᓯᒪᔪᑦᓴᐅᕐᕈᑦ ᓂᐅᕐᕈᑎᑦᓴᐅᕐᓗᑎᒃ.

ᓯᖅᑯᐃᖅᓯᔪᑎᓈᓕᖓᔪᑦ ᐊᒻᒪ ᑭᐅᔾᔪᑎᑦ ᑕᒻᒪᖅᓯᒪᐅᖅᑐᑦ:

ᑭᓯᒥᒃ ᓴᖅᑭᖅᑐᖃᓪᓕᑦᑖᓚᐅᕐᕈᑦᑐᖅ ᑕᒻᒪᖅᓯᒪᐅᖅᑐᖃᓂᕐᒪᖓᑦ ᐳᓚᕋᖅᑕᐅᑎᓗᒋᑦ ᓄᓇᖃᖅᑐᑦ, ᑭᓯᐊᓂ, ᐅᖃᓕᒫᖅᑐᑦ ᖃᐅᔨᒋᐊᖅᑐᑦᓴᐅᕐᑐᑦ ᓈᓴᐅᑎᒧᑦ 5.4 ᐅᖃᐅᓯᐅᑎᓗᒍ ᑕᒪᓇ.

ᑕᑯᒻᒥᑎᒍ ᐃᖅᑲᖅᓴᒋᐊᖃᖅᐸᓪᓕᑦ ᐊᑯᑦᑐᓂᕐᕈᑕ ᓇᓕᖅᑲᕐᕈᓐᓂ ᐅᓄᕐᓂᖅᓴᐃᑦ ᐆᒪᔪᖅᑕᐅᕐᕈᑦᑐᓂᒃ ᐊᓪᓕᑕᐅᓯᒪᔪᐃᑦ ᓄᐊᑕᐅᕐᕈᑦᑐᒥᓂᐅᓂᕐᕈᓐᓂᒃ ᑕᖅᑭᑦ ᐱᖓᓱᑦ ᑐᖓᓂ ᐆᒪᔪᓚᐅᖅᑎᓪᓗᒋᑦ ᐃᓗᓇᓴᕐᕈᓐᓂ ᐅᑭᐅᓂ ᖃᐅᔨᒋᐊᖅᑐᓂᖃᖅᑎᓪᓗᒍ. ᑭᓯᐊᓂ, ᑕᖅᑭᑦ ᐃᓚᕐᕈᓐᓂ, ᐱᓗᐊᕐᓗᒋᑦ ᐅᑭᐅᕐᕈᓐᓂ ᖃᐅᔨᒋᐊᖅᑐᓂᖃᖅᑎᓪᓗᒍ. ᑕᑯᑎᑦᓯᒪᒪᑕ ᐊᑖᓂ ᐅᖃᐅᓯᒃᓴᓪᓕᐊᖑᓯᒪᔪᓂ, ᓂᐅᕐᕈᑎᒃᓴᒧᑦ ᐃᖃᓗᒃᑐᖃᖅᑐᖃᖅᐸᓪᓕᐅᖅᑐᖅ ᐊᒻᒫᒪᔪᖅᑕᖅᑐᖃᖅᐸᕐᕈᑦᑐᓂᓗ ᖃᐅᔨᓴᓂᖃᖅᓯᓚᒫᖓᓂ. ᐃᓱᒪᒋᔭᐅᓯᒪᔪᖅ ᐃᓚᖏᑦ ᓂᐅᕐᕈᑎᑦᓴᐅᕐᕈᑦ ᐅᖃᖅᓯᐅᕐᔭᐅᕐᕈᑦᑐᒥᓂᐅᓂᕐᕈᓐᓂᒃ ᓂᕿᑦᓴᒋᐊᓇᕐᕈᑦᑕᒥᓄᑦ ᐅᑭᐅᑦ ᐃᓚᖏᑦ ᖃᐅᔨᓴᓂᖃᖅᑎᓪᓗᒍ. ᐱᓗᐊᖅᑐᒍ ᑕᐃᒃᑯᐊ ᖃᑦᓯᓪᓗᐊᑲᓪᓕᐅᔪᑦ ᐃᖃᓗᒃᑐᖃᖅᑐᓂᓗ ᐅᑭᐅᓂᕐᕈᑦ 4 ᖃᑦᓯᓪᓗᐊᑲᓪᓕᕐᕈᑦ ᓂᐅᕐᕈᑎᑦᓴᐅᕐᓗᑎᒃ. ᑕᐃᒫᑦᑕᐅᖅ, ᐃᖃᓗᒃᑕᐅᔪᒥᓂᑦ ᐅᑭᐅᓂᕐᕈᑦ 2 ᐱᖃᓯᐅᑎᓯᒪᔪᑦᓴᐅᕐᕈᑦᑐᓂᕐᓂᒃ.

ᓄᓇᓕᒻᒥ ᑭᐅᔾᔪᑎᑦ ᐊᒻᒪᓗ ᐊᓯᖏᑦ ᐊᓐᓚᑕᐅᓯᒪᔪᑦ:

1 **ᑐᒃᑐᐃᑦ:** ᑐᒃᑐᐃᑦ ᓇᔫᖅᑐᖕᒐᖏᑦᑐᒥᐅᑕᑦ. 1996-1997ᒥ ᓄᓇᓕᑦ ᐊᖑᓇᓱᑦᑎᑦᓯᓐᓚᐅᖅᓯᒪᔪᑦ ᑕᐃᒪᐃᒻᒪᑦ ᐅᓄᓂᖅᓴᐅᓚᕿᓯᒪᔭᑦ ᑐᒃᑐᑦᑕᐅᔪᒥᓂᑦ ᖃᐅᔨᓴᓐᓂᖃᖅᑎᓪᓗᒍ. ᑭᓯᐊᓂ, ᓄᓇᓐᓂ ᐊᖑᓇᓱᒃᑎᑦᓯᓂᐅᔪᐃᑦ ᑕᓐᓂᐅᓐᖏᒃᑲᓗᐊᕈᑎᒃ, ᒥᑦᓴᐅᓯᖅᑕᐅᓯᒪᔪᑦ ᐅᑭᐅᓂ 4 ᐊᒻᒪ 5 ᐊᑦᑎᓗᐊᖅᑑᔾᔭᖅᑐᑦ (C.F.).

2 **ᓇᓄᐃᑦ:** ᓈᓴᐅᑎᑦ ᑕᑯᔭᒃᓴᐅᔪᑦ ᒥᑦᓴᐅᓯᕈᑎᑐᐃᓐᓇᐅᖏᑦᑐᑦ ᑭᓯᐊᓂ ᓈᓴᖅᑕᐅᓯᒪᓪᓚᑦᑖᖅᑐᑦ ᓄᓇᕗᑦ ᒐᕙᒪᒃᑯᑦ ᐃᑯᐱᕝᕕᓕᓇᔭᒃᑯᖏᓐᓂᑦ (DSD PB).

3 **ᐊᒪᕈᖅ:** ᐃᓚᖏᑦ ᐊᒪᕈᖅᑕᐅᕙᑦᑐᑦ ᐅᖃᐅᓯᐅᕙᓚᐅᓐᖏᑦᑐᑦ, ᐊᖑᓇᓱᑦᑎᑦ ᐊᒪᖅᑭᓇᕙᑦᑐᑦ ᐊᕐᕌᒍᑕᒦᑦ (C.F.).

4 **ᐅᑲᓕᑦ:** ᐅᑭᐅᖓᓂ 3 ᖃᑦᑎᐅᓂᖏᑦ ᐊᑦᑎᓗᐊᖅᑑᔾᔭᖅᑐᑦ, ᐃᓚᖏᑦ ᐅᖃᐅᓯᐅᕙᓪᓚᐃᓂᖏᑦᑐᑦ (C.F.).

5 **ᓇᓯᑦ:** ᐅᑭᐅᖓᓐᓂ 1, ᒥᖅᓯᕕᒃ ᐊᐅᓚᑎᓪᓗᒍ ᐊᖑᓇᓱᑦᑎᑦ ᓂᐅᕕᐅᑎᖃᖅᐸᓚᐅᖅᑐᑦ ᕿᓯᓐᓂᒃ ᒥᖅᓯᕕᖕᒍᑦ, ᑕᐃᒪᐃᒻᒪᑦ ᓇᓯᖅᑕᐅᕙᑦᑐᑦ ᐅᓄᓂᖅᓴᐅᓚᕿᓚᐅᖅᑐᑦ ᐅᑭᐅᒥ ᑕᐃᑲᓂ. ᐅᑭᐅᓪᓗ ᑭᖑᓪᓕᖅᐸᖏᓐᓂ ᖃᐅᔨᓴᓂᕐᒧᑦ ᓇᓯᑭᓐᓂᖅᓴᐅᓚᐅᓇᓪᓗᓂ ᓄᓇᓕᐅᑉ ᖃᓂᒋᔭᖓᓂ. ᐆᒪᔪᖅᑕᐅᕙᑦᑐᑦ ᖃᑦᑎᐅᓂᖏᑦ ᓇᓚᒧᑦᑎᐊᖅᑰᔨᔪᑦ. (C.F.).

6 **ᐊᐃᕕᑦ:** ᖃᑦᑎᐅᓂᖏᑦ ᐅᑭᐅᖓᓂ 1 ᒥᑦᓴᐅᓯᒪᑦᑎᐊᖅᑰᔨᔪᑦ; ᑭᓯᐊᓂ, ᐊᐃᕕᓕᓇᕙᑦᑐᑦ ᐊᕐᕌᒍᑕᒦᑦ ᑕᑉᐅᓇ ᐅᑭᐅᖏᓐᓂ ᐊᐃᕙᕙᓯᒪᔪᖃᖏᓐᓂᕋᐃᑎᓪᓗᒍ ᐊᓪᓚᓯᒪᔪᓂ ᐱᔪᖃᖅᑐᑦᓴᐅᕙᑦᑐᒥᓂᐅᓚᓗᐊᖅ ᑭᓯᐊᓂ ᐅᖃᐅᓯᐅᕙᓐᖏᑦᑐᑎᒃ (C.F.).

7 **ᑑᓚᓕᑦ:** ᖃᑦᑎᐅᓂᖏᑦ ᐊᒥᓚᓗᐊᖅᑑᔾᔭᖅᑐᑦ, ᓄᓇᓕᑦ ᑑᓚᓚᖅᐸᓚᐅᖅᑐᑦ ᒪᓕᑦᑐᑎᒃ ᓄᓇᓕᒻᒥ ᐋᖅᑭᑦᑕᐅᓯᒪᔪᒥᒃ ᐆᒪᔨᓕᓇᓂᕐᒧᑦ 1999ᒥᓂᑦ, ᑕᐃᑦᓯᒪᓂ ᓄᓇᓕᑦ ᐊᖑᓇᓱᑦᑐᓕᓇᔨᖏᑦ ᓇᐅᑦᓯᖅᑐᖅᐸᓚᐅᕐᒪᑕ ᖃᑦᓯᑦ ᐆᒪᔪᖅᑕᐅᕙᑦᑐᓂᒃ (C.F.). ᑕᒪᑐᒪ ᓯᕗᓂᐊᒍᑦ 50 ᑑᓚᓚᖅᑕᐅᕙᓚᐅᖅᑐᑦ. ᐊᓪᓚᑕᐅᓯᒪᔪᑦ ᐅᑯᐊ ᓈᓴᐅᑎᑦ ᑑᓚᓚᖅᑕᒥᓂᕐᓄᑦ ᐱᓕᕆᐊᖑᔪᑉ ᓯᕗᓂᐊᒍᑦ ᐊᑯᕐᖓᒍᓪᓗ ᐃᓱᒪᒋᖃᓯᐅᑎᒋᐊᖃᖅᑐᑦ ᐊᑐᕐᓂᐊᑐᐊᕐᓗᒋᑦ ᑑᓚᓚᖅᑕᒥᓂᑦ ᖃᑦᑎᐅᓂᖏᑦ (ᖃᐅᔨᒪᒋᑦ ᐃᒪᕐᒥᐅᑕᓕᓇᔨᒃᑯᑦ ᓈᓴᐅᑎᖏᑦ ᒪᓕᒻᒪᑕ ᑮᓇᐅᔭᖅᑑᑎᒋᕐᑕᒥᑕ ᐅᑭᐅᖏᓐᓂᒃ, ᐆᒪᔪᖅᑕᐅᕙᑦᑐᓂᓪᓕ ᐊᓪᓚᓯᒪᔪᖏᑦ ᒪᓕᖓᕐᒪᑕ ᐱᒋᐊᕕᖅᑐᑎᒃ ᔪᓂᒥᑦ ᒪᐃᒧᑦ) (DFO N/B):

96/97	97/98	98/99	99/00	00/01
23	50	50	81	137

8 **ᓂᕐᓕᑦ:** ᐱᔭᐅᕙᑦᑐᑦ ᖃᑦᑎᐅᓂᖏᑦ ᓈᒻᒪᑦᑑᔾᔭᖅᑐᑦ. ᓂᕐᓕᑦ ᐱᔭᐅᕙᑦᑎᒋᓂᖏᑦ ᒪᓕᑐᐃᓐᓇᕐᒥᔪᖅ ᓯᑯᒥᒃ ᐊᔪᕐᓇᖅᓯᕈᔾᔭᐅᓯᒪᕙᓚᐅᖅᑐᑎᒃ ᐅᑭᐅᑦ ᐅᑯᐊ ᑭᖑᓪᓕᖅᐸᖏᓐᓂ (C.F.).

9 **ᒥᑎᑦ:** ᑕᒪᒃᑭᒃ ᕿᖓᓕᑦ ᒥᑎᓪᓗ ᐱᔭᐅᕙᑦᑐᑦ, ᒥᑎᑦ ᐊᑐᐃᓐᓇᐅᓂᖅᓴᐅᔪᑦ ᖃᓂᒋᔭᖓᓂ ᐊᒻᒪ ᐱᔭᐅᓂᖅᓴᐅᕙᑦᑐᑎᒃ ᐅᓄᖅᑐᒃᑲᓪᓚᓂᒃ (C.F.).

10 **ᒪᓐᓂᑦ:** ᐊᑐᓂᑦ ᑎᒻᒥᐊᑦ ᒪᓐᓂᖏᑦ ᓇᓕᖅᑲᓃᑦᑐᑦ ᐱᔭᐅᕙᑦᑐᑦ ᐊᕐᕌᒍᑕᒦᑦ. ᓈᓴᐅᓯᖅᑐᖅᑕᐅᓯᒪᔪᑦ ᐅᑭᐅᑦ ᕿᖑᓪᓕᖅᐸᖏᓐᓂ ᖃᐅᔨᓴᕐᓂᐅᑉ ᐊᑦᑎᓗᐊᕐᓂᕋᖅᑕ-ᐅᓚᐅᖅᑐᑦ. ᐅᑭᐅᖓᓐᓂ 1 ᖃᑦᑎᐅᓂᖏᑦ ᓇᓚᐅᑦᓯᑦᑎᐊᖅᓯᒪᔫᔾᔭᖅᑐᑦ ᑎᒻᒥᐊᓄᑦ ᑕᒪᐃᓐᓄᓴᒃ (C.F.).

11 **ᐃᖃᓗᐃᑦ:** ᓂᐅᕈᑎᒃᓴᒧᑦ ᐃᖃᓗᓚᓯᑦᑐᖃᖅᐸᓚᐅᖅᑐᖅ ᖃᐅᔨᓴᓐᓂᖃᖅᑎᓪᓗᒍ. ᐃᓱᒪᒋᔭᐅᔪᖅ ᐃᓚᖏᑦ ᐃᖃᓗᒃᑕᐅᔪᑦ ᐱᖃᓯᐅᑎᔭᐅᕙᓪᓚᐃᕙᑦᑐᒥᓂᐅᓂᖏᓐᓂᒃ ᓂᕿᒃᓴᒋᐊᖑᔪᕙᑦᑐᓄᑦ ᐃᓚᐃᓐᓇᖏᓐᓂ ᐅᑭᐅᓂ ᖃᐅᔨᓴᕐᓂᐅᑉ (C.F.).

12 **ᑑᓚᐃᑦ:** ᑑᓚᑦ ᐱᔭᐅᕙᑦᑐᑦ ᐊᕐᕌᒍᑕᒦᑦ. ᐅᑭᐅᒥ 1 ᖃᑦᑎᐅᓂᖏᑦ ᒥᑦᓴᐅᓯᒪᑦᑎᐊᖅᑑᔾᔭᖅᑐᑦ (C.F.).

13 **ᑲᓇᔪᐃᑦ:** ᑲᓇᔪᐃᑦ ᐱᔭᐅᕙᑦᑐᑦ ᐊᕐᕌᒍᑕᒦᑦ. ᐅᑭᐅᖓᓂ 1 ᖃᑦᑎᐅᓂᖏᑦ ᒥᑦᓴᐅᓯᒪᑦᓯᐊᖅᑑᔾᔭᖅᑐᑦ (C.F.).

14 **ᐊᒻᒨᒪᔪᑦ:** ᐊᒻᒨᒪᔪᖅᑕᖅᑐᖃᒻᒪᓇᕐᐸᓚᐅᖅᑐᖅ ᐅᖃᐅᓯᐅᕙᓐᖏᑦᑐᓂᑦ. ᐊᖑᓇᐊᖅᑎᑦ ᑲᑎᒪᔨᖏᑦ ᐅᖃᖅᓯᒪᔪᑦ ᓄᓇᓕ ᐊᒻᒨᒪᔪᖅᑕᓲᖑᓂᖏᑕ 5000 kgᓂᒃ ᐅᕐᑯᒪᐃᓐᓂᓐᓂᒃ, ᓈᓴᖅᑕᐅᒐᔭᕈᑎᒃ ᖃᑦᑎᐅᒻᒪᖕᒑᑖ 125-150,000 ᐊᒥᓲᓂᖃᕋᔭᖅᑐᑦ ᐊᒻᒨᒪᔪᑦ. ᐅᓄᖅᓴᐃᑦ ᑕᒪᒃᑯᐊ ᓂᐅᕈᑎᒃᓴᐅᔪᑦᓴᐅᓂᖅᐳᑦ (C.F.).

15 **ᐅᕕᓗᐃᑦ:** ᐅᑭᐅᒥ 1 ᖃᑦᑎᐅᓂᖏᑦ ᓇᓕᖅᑯᑦᑎᐊᖅᑑᔾᔭᖅᑐᑦ. ᐅᕕᓗᐃᑦ ᐱᔭᐅᕙᓲᖑᒻᒪᑕ ᐃᓄᐃᑦ ᓄᓂᕙᒋᐊᖅᓯᒪᑎᓪᓗᒋᑦ; ᐃᓚᖏᑦ ᐱᔭᐅᕙᑦᑐᑦ ᐊᕐᕌᒍᑕᒦᑦ (C.F.).

6.1.11 Nunanit Iniktigutait Ukauhiit: Qikiqtarjuaq

Ihivgiuktit Atugutait:
Ihivgiufaakhimagami ataani naunaiyagutaini pulaakhimatitlugu nuna takuhimayuk 16nik umayukhiuktinik titigaktauhimaitut Umayukhiukhimayuni Ihivigiuktuni. Tamamik hapkoa Inuinauyut – hitamat ilaani umayukhiukpaktut, 7nik umayukhiuktaktut ovalo talimat umayukhiukatainaktut. Ukakhimayut hamani ilangani 5.2.1 ikpinaguait hamna ataani naunaiyakhimagaagat pipkainiaktuk ataanut ihumagiyainik umayukhiukhimayut naunaiyautaini. Taimaimat, hapkoa titigaktauhimaitut umayukhiuktit 8%kumata tamaat umayukhiuktinit. (ikpatauyak 10) ovalo amigaitut hapko umayukhiuktit ihumagiyauyut umayukhiukataktut ovaluniit umayukhiukatainaktut ikpinaginiaktait ihumagiyaini umayukhiukhimayut naunaiyautait titigaktauhimaitut umayukhiuktit naunaiyalaaktut anginikhaanik umayukhiukhimayainik atuklutik amigaitjutait tamamik umayut aviktukhimalugit. Hapkoa naunaiyautit pihimamata inminik atuktaminik ihuinaagulaaktunik ovalo ihumagiyaminik avataanuttut iniktigutaini tuhaktakhami. Taiguaktut apigilaaktut NWMBkunut piyumagumik iniktiguainik hapkoa naunaiyautit. Naunaiyautait anginiaktut. Umayukhiukhimayut naunaiyait.

Mikinmata amigaitjutait umayukhiukatainaktut titigaktauhimayut Qikqtarjuaqmi, umayukhiukatainaktut naunaiyautait ilauhimayut umayukhiuktaktut naunaiyautainut mikhaanut naunaiyagutainut umayukhiukhimayut naunaiyautainut.

Ihivgiukhimayut Pihimayait ovalo Kiuyuitut Ihumagiyait:
Kiuhimayut naunaiyautait ukiuni 4mi oval 5mi mikiyut ataani 50%mut ilangit tatkikhiutini iniktilikhuni ihivgiuktut. Mikiyut kiuhimayut naunaiyautait pikatakpaktut ilangit tatkikhiutit ilangani ukiuni ihivgiuktuni. Takukhauyuk ikpatauyami 9mi, pikatainaktuk kiuyuitut naunaiyautaini Qikiqtarjuaqmi angiyut 5.2%mik ovalo pihimalaaktut kiuyuitut ihumagiyaini. Taimaimat, hamna ovalo mikiyut kiuhimayut naunaiyautaini, ilaa kingulimi malguuk ukiuni ihivgiuktitlugit, pilaaktuk tamamik ihuinaakhimayut ovalo kiuyuitut ihumagiyainik.

Ihivgiufaagutaini pikataktut ilauyut naunaiyautaini (naunaiyaut 1 kiuhimayut ilangani naunaiyaut 1 ilalugu naunaiyaut 2 kiuhimayut) talimani ukiuni pihimayut nalvaanahualugu takukhaungitut kiuyuitut. Atuktangit hamna mikhiliktut naunaiyautit umayukhiukhimayut (naunaiyaut 1) piyunakhihimayut "Umayukhiuktit Unagugunakhihimagamik" ihivgiukhimatitlugit. Nunani Qikiqtarjuaqmi takukhauyuk mikhihimayut ilaunut ihivgiukataktitlugit pihimayut kiuyuitut piyunakhiyut haman nunami.

Kiutjutit naunaiyautait angivlutik hivulimi pingahut ukiuni ihivgiuktitlugit, ihumagiyauyut angitkiyait tamamivyak tatkikhiutini pigiami nni pihimayut naamaktunik ilauyunik uktukhimayut Nni umayukhiuktini. Taiguaktut takuyukhat umayukhiuktit kiutjutaini ikpatauyanut naunaiyakhimayuni tatkikhiutini mikiyuni kiuhimayuni naunaiyautaini. Ihumagiyakhait atuktukhat atuligumik katitikhimayut katitigutaini hapkoa tatkikhiutini ovalo iniktigutaini malguk ukiungani ihivgiukhimayut kiuhimayut naunaiyautait katakhimamata ovalo takukhaungitut kiuyuitut atulimata.

Atugutingit Ihumagiyait ovalo Kiuhimayut Ihuinaagutait:
Pikangituk naunaiyautaini ihuinaakhimayunik nunani pulaaktakhimatitlugu. Kihimi taiguaktut takuyukhat ilangani 5.4 ukakatigiyuagumik hamna ihumagiyainik.

Takukhuyut utiktihimayut ubluit ikpatauyami, amigaitut umayukhiukhimayut titigakhimayut katitikhimayuni pingahut tatkikhiutit umayukhiukhimayuni amigaivyaktuni ukiuni ihivgiuktitlugit. Kihimi ilangini tatkikhiutini, ilaa ukiuni 2mi ovalo 4mi amigaitut utiktihimayuni ubluit avataanungakhimayut siksinik tatkikhiutini. Naunaiyautit ihuinaagutait pihimayunakhihimayut tatkikhiutini angitkiyait utiktihimayut ubluit umayukhiuktit naamaktumik ihumalimatunakhimata umayukhimayaminik. Kihimi tamaat ihivgiukhimatitlugit avataanut 80%mik tamaat umayukhiukhimayut titigagutaini katitikhimayut iluani pingahut tatkikhiutini umayukhiukhimatjutaini.

Titigakhimayuk ukagutaini hamani, kinauyaliukhutik umayukhiukpaktut ikalivinik ovalo uvilunik tamaat Umayukhiukhimayut Ihivgiugutini. Ihumahimayut ilangit kinauyaliukhimayut umayunik tuhaktitihimayuk atuktakhainik atuktakhaini umayukkhiukhimayunut ilangaini ukiuni ihivgiuktuni. Ilaa, pihimamata amigaitunik umayukhimayut naunaiyautaini uvilunik ukiumi 4mi, piyunakhihimayut amigaitkiyait hamna umayukhimayut kinauyaliugutihimayut. Aatjikutaanut, ikaliviit pihimayut ukiumi 2mi pihimayut ikalunik niuviktauhimayut kinauyaliugutini.

Nunanit ukakhimayut ovalo aalat Pihimayaini katitikhimayuni:

1. **Tuktut:** Tuktut umayukhimayut nunani tuktut. 1996mit 1997mut nunakatigiit umayukhiukatakpaktut, taimaimat angitkiyait umayukhiukhimayut naunaiyautait pilihaaliktitlugu ihivgiuktut. Kihimi hapkoa nunakatigiit umayukhiukatakpaktut, naunaiyautait ukiuni 4mi ovalo 5mi mikiyut (C.F.).
2. **Nanuit:** Amigaitjutait takukhauyut naunaiyautaungitut kihimi pihimayait umayukhimayut amigaitjutait tunihimayait DSDkut (DSD PB).
3. **Amaguit:** Ilangit amagukhimayut umayukhiukhimayait tuhaktitihimaitut tamaat ukiuni (C.F.).

4 **Ukaliit:** Ukiumi 3mi naunaiyautit mikiyut, takukhauyuk ilangit umayukhimayut tuhaktitihimaitut (C.F.).

5 **Natiinat:** Ukiumi 1mi, mikhukvik hanavaktut ovalo umayukhiuktit niuviktikatakhimayait amiinik mikhukvikmut, taimaimat amigaitkiyait umayukhiukhimayut naunaiyautait talvani ukiumi. Ikitut natiit haniani nunami kinguani ukiut ihivgiuktitlugit pipkakhimayait ikitkiyait umayukhiukhimayut naunaiyautait. Naunaiyautait naamaktut (C.F.).

6 **Aiviit:** Naunaiyautait ukiumi 1mi naamaktut; kihimi aiviit umayukhiukatainaktait ukiuk tamaat, ukiut umayukhiukhimayut titigakhimaikaagata aivikhimayunakhiyuugaluit kihimi tuhaktitihimaitut (C.F.).

7 **Tuugaat:** Naunaiyautit mikiyut. Nunat umayukhiukatakhimayut ataani nunani atukhugit munagitjutit pilihimayut 1999mit, HTOkut naunaiyakatakhimayut amigaitjutainik pikataktainik (C.F.). Pilitinagu pihimayuk, ukiuk tamaat kotanga 50kuyut umayut. Hapkoa amigaitjutait katitikhimayut pitinagu ovalo piliktitlugit hamna pilihimayuk ovalo ihumagiyakhait atuligumik tugaaliit kilalugait umayukhiukhimayut naunaiyautait (nalungilugit DFOkut katitikhimayut ukiuminik atuktaminik, Umayukhiukhimayut Ihivgiugutait katitikhimayut atukpaktut umayukhiukhimayut ukiunginik pivaktut Junemit Maymut) (DFO N/B):

96/97	97/98	98/99	99/00	00/01
23	50	50	81	137

8 **Uluaguliit:** Umayukhiukhimayut naunaiyautait naamaktut. Uluaguliit umayukhiugutait pivaktut hiku nakuugaagat, ilaani ayokhagutigilikpaktait umayukhiugiami uluaguliit kingulimi ukiuni (C.F.).

9 **Tinmiat:** Ilaa tamamik kingaliit ovalo mitiit umayukhiukataktait, mitiit amigaitkiyauyut nunami ovalo umayukhiukataktait amigaitkiyainik (C.F.).

10 **Maniit:** Tamamik umayut maniit takukhauyut katitikhimayut ikpatauyami katitilikpaktait ukiuk tamaat. Naunaiyautit kinguani ukiuni ihivgiuktitlugit mikiyut. Ukiumi 1mi, naunaiyautit takukhauyut naamaktut tamamik umayunik (C.F.).

11 **Ikaliviit:** Pihimayut kinauyaliugutit umayukhiuktuni ikalivinik Umayukiukhimayut Ihivgiuktitlugu. Ihumayut ilangit hamna umayukhimayut ilauyut atuktakhainik umayunik hivulimi ukiuni ihivgiuktuni (C.F.).

12 **Ugat:** Ugat umayukhiukatainaktait ukiuk tamaat. Ukiumi 1mi naunaiyautit naamaktut (C.F.).

13 **Kanayuit:** Kanayut umayukhiuktaktait ukiuk tamaat. Ukiumi 1mi naunaiyautit naamaktut (C.F.).

14 **Uviluit:** Amigaitunik uvilunik umayukhiukataktait kihimi tuhaktitihimaitut. HTOkut katimayiit tuhaktitihimayut nunani umayukhiukataktait 5,000nik kilogramsnik ukiuk tamaat, pihimayukhat 125nit – 150,000nut uvilunik. Kihimi amigaitkiyait hapkoa niuviktaukataktut kinauyaliugutinik (C.F.).

15 **Uviluvaluit:** Ukiumi 1mi naunaiyautit namaaktut. Ikaluvaluit umayukhiuktaukataktut Inuit paungakhiuligaagamik; ilaani pikataktut tamaat ukiuni (C.F.).

TABLE/ᓇᓗᓇᐃᔭᐅᑦ/NAUNAIKUTA 267

Monthly harvest estimates
ᑕᕿᑕᒫᑦ ᐊᖑᔭᓄᑦ ᓇᓚᐅᑦᓵᕈᑏᑦ
Tatkiktamat nahaktauvaktun

Year 1 (June 1996 - May 1997)
ᐊᒻᕋᒍ 1 (ᔫᓂ 1996 - ᒪᐃ 1997)
Ukiunga 1 (June 1996 - May 1997)

Month/ᑕᕿᖓ/Tatkia			JUN ᔫᓂ	JUL ᔪᓚᐃ	AUG ᐊᐅᒻᒍᕐᑎ	SEP ᓱᑎᒻᐱᕆ	OCT ᐅᑦᑐᐱᕆ	NOV ᓄᕕᒻᐱᕆ	DEC ᑏᓯᒻᐱᕆ	JAN ᒣᓐᓄᐊᕆ	FEB ᕕᕝᕗᐊᕆ	MAR ᒪᕐᓯ	APR ᐃᑦᕆᓕ	MAY ᒪᐃ	Total ᑲᑎᑦᑐᒋᑦ Tamakiklugin ± 95% CI
Species	**ᐆᒪᔪᑦ**	**Umajuin**													
Caribou	ᑐᒃᑐᐃᑦ	Tuktut			1			5							6 ± 2
Musk-ox	ᐅᒥᒃᒪᐃᑦ	Umingmait					12	2	3				2		19 ± 1
Polar bear‡	ᓇᓄᐃᑦ‡	Nanuit‡							8						
Wolf	ᐊᒪᕈᐃᑦ	Amagut	1						1						2 ± 0
Arctic fox	ᑎᓇᒐᓐᓂᐊᑦ	Tigiganiat						6	10	4					20 ± 4
Arctic hare	ᐅᑲᓖᑦ	Ukalik	2						1				1	3	7 ± 0
Ringed seal	ᓇᑦᓱᑦ	Natiinat	73	30	32	22	62	24	21	30	60	69	17	61	501 ± 28
Bearded seal	ᐅᒡᔪᐃᑦ	Ukyuk	6	3	5	2	4					1			21 ± 3
Harp seal	ᖃᐃᕈᓖᑦ	Qairulik		2		3	5								10 ± 3
Walrus	ᐊᐃᕕᑦ	Akvik	4	10	1										15 ± 4
Narwhal	ᑑᒫᓖᑦ ᕿᓚᓗᒐᑦ	Tuugaak			2										2 ± 0
Beluga	ᖃᑯᑦᑕᑦ ᕿᓚᓗᒐᑦ	Kilalugak		2	1										3 ± 1
Snow goose	ᑲᖑᐃᑦ	Kanguq	5	7	4										16 ± 4
Brant goose	ᓂᑦᓕᑦᓇᐃᑦ	Nirlirnaq	10	7	1										18 ± 5
Eider duck	ᒥᑏᑦ	Kingalik	28				22								50 ± 2
Red-throated loon	ᖃᖅᓴᐅᑦ	Qaqhuaq		2											2 ± 1
Ptarmigan	ᐊᕿᒻᒋᑦ	Akilgik	78		1	399	259						1	44	782 ± 129
Arctic char	ᐃᖃᓗᒃᐱᑦ	Ikaliviit	210	132	81									57	480 ± 67
Inconnu	ᑲᐱᓯᓕᑦᐸᐃᑦ	Aanakhiik		95											95 ± 62
Sculpin	ᑲᓇᔪᐃᑦ	Kanayuk												3	3 ± 0
Turbot	ᖃᓕᕋᓖᑦ	Nataarnak											1		1 ± 0

‡ Polar bear data supplied by DSD.

‡ ᓇᓄᑦᓄᑦ ᑎᑎᕋᑦᑕᒪᔪᑦ ᑐᓂᒃᑯᑦ ᐅᑯᐊ ᐃᑯᐱᕐᕕᓕᕆᔨᑦ.

‡ Nanuin nahagaumajut pijauhimajut Ikupiktulikijinik.

TABLE/ᓇᓗᓇᐃᔭᐅᑦ/NAUNAIKUTA 268

Monthly hunter response — **Year 1 (June 1996 - May 1997)**

ᑕᕿᑕᒫᑦ ᐊᖑᓇᓱᒃᑏᑦ ᑭᐅᓂᖏᑦ — **ᐊᒻᕐᒍ 1 (ᔪᓂ 1996 - ᒪᐃ 1997)**

Tatkiktaman pijauhimajut angunahuktinun — **Ukiunga 1 (June 1996 - May 1997)**

Month/ᑕᕿᖓ/Tatkia			JUN ᔪᓂ	JUL ᔪᓚᐃ	AUG ᐊᐅᒻᒍᑎ	SEP ᓱᑎᒻᐱᓇ	OCT ᐅᑦᑐᐱᓇ	NOV ᓄᓇᒻᐱᓇ	DEC ᑏᓯᒻᐱᓇ	JAN ᒎᓐᓄᐊᓇ	FEB ᓈᕝᕗᐊᓇ	MAR ᒪᕐᓯ	APR ᐃᑦᓇᓕ	MAY ᒪᐃ	Total ᑲᑎᑦᑐᑦ Tamakiklugin
Hunter Response Categories	**ᐊᖑᓇᓱᒃᑏᑦ ᑭᐅᓂᖏᑦ ᐊᒻᒍᕐᓯᒪᓂᖏᑦ**	**Angunahukpaktun Kiujait**													
Monthly hunter list	ᑕᕿᑕᒫᑦ ᐊᖑᓇᓱᒃᑏᑦ	Tatkitaman angunahuktut titigait	44	44	44	42	42	41	41	43	43	44	43	46	51*
Hunters interviewed	ᐊᖑᓇᓱᒃᑏᑦ ᐊᐱᕐᓱᕐᑕᑦ	Angunahuktin apikhuktan	42	40	41	31	42	39	40	41	39	40	41	44	51*
Harvested	ᐊᖑᓇᓱᒃᑐᒥᓃᑦ	Angujaujut	25	23	18	17	23	13	11	7	12	15	8	21	42*
Response Rate (%)	ᑭᐅᔪᑦ ᖃᑦᓱᐅᓂᖏᑦ (%)	Kiujut (%)	95	91	93	74	100	95	98	95	91	91	95	96	93**

* Hunters registered/interviewed/harvested at least once during the year.
** Mean monthly response rate.

* ᐊᖑᓇᓱᒃᑏᑦ ᐊᑎᓕᐅᑦᑕᐅᒪᔪᑦ/ᐊᐱᕐᓱᕐᑕᑦ/ᐊᖑᓇᓱᒃᑐᒥᓃᑦ ᐊᑕᐅᓯᐊᕋᓗᐊᑦᑐᑎᒃ ᐊᒻᕐᒍᒥ.
** ᐊᒃᐅᒌᓕᑎᓯᒪᔪᑦ ᑕᕿᑕᒫᑦ ᑭᐅᔪᑦ.

* Angunahuktin atiliukhimajut/apikhiktaunikut/anguhimajut talvani ukiumi.
** Talvani angunahuknami kiujutaumajut.

TABLE/ᓇᓗᓇᐃᔭᐅᑦ/NAUNAIKUTA 269

Recall period between harvest and interview, expressed as % of total harvest records — **Year 1 (June 1996 - May 1997)**

ᐅᑎᕐᕕᐅᔪᑦ ᐊᑯᕐᖓᓂ ᐊᖑᓇᓱᒃᓂᖓᑕ ᐊᒻᒪᓗ ᐊᐱᕐᓱᕐᑕᐅᓂᖓᑕ, ᓇᓗᓇᐃᕐᑕᑦ ᐃᒫᒃ % ᑲᑎᑦᑐᑦ ᐊᖑᓇᓱᒃᑕᑦ ᑎᑎᕐᕐᑕᐅᒪᔪᑦ — **ᐊᒻᕐᒍ 1 (ᔪᓂ 1996 - ᒪᐃ 1997)**

Itkaumajaujut angunahuktunun apihijauvaktunutlu, kanuk amigaitiginit tamakiklugin angujauhimajut — **Ukiunga 1 (June 1996 - May 1997)**

Month/ᑕᕿᖓ/Tatkia			JUN ᔪᓂ	JUL ᔪᓚᐃ	AUG ᐊᐅᒻᒍᑎ	SEP ᓱᑎᒻᐱᓇ	OCT ᐅᑦᑐᐱᓇ	NOV ᓄᓇᒻᐱᓇ	DEC ᑏᓯᒻᐱᓇ	JAN ᒎᓐᓄᐊᓇ	FEB ᓈᕝᕗᐊᓇ	MAR ᒪᕐᓯ	APR ᐃᑦᓇᓕ	MAY ᒪᐃ	Total ᑲᑎᑦᑐᑦ Tamakiklugin
Recall Period	**ᐅᑎᕐᕕᐅᔪᑦ**	**Pigiakvia**													
≤ 3 months	≤ 3 ᑕᕿᑦ	≤ tatkin pingahut	100	100	100	100	100	100	100	100	100	100	100	100	100
4-6 months	4-6 ᑕᕿᑦ	tatkin hitaman 6nut	0	0	0	0	0	0	0	0	0	0	0	0	0
> 6 months	> 6 ᑕᕿᑦ	> 6 tatkin	0	0	0	0	0	0	0	0	0	0	0	0	0

TABLE/ᓇᓗᓇᐃᔭᐅᑦ/NAUNAIKUTA 270

Number of hunters harvesting each species — **Year 1 (June 1996 - May 1997)**

ᖃᑦᓯᐅᓂᖏᑦ ᐊᖑᓇᓱᒃᑏᑦ ᐊᖑᓇᓱᒃᐸᑦᑐᑦ ᐊᑐᓂᒃ ᐆᒪᔪᑦᓂᒃ — **ᐊᒡᕋᒍ 1 (ᔫᓂ 1996 - ᒪᐃ 1997)**

Amigaitiginigin angunahukpaktun anguvaktaitlu kanugitugiagin — **Ukiunga 1 (June 1996 - May 1997)**

Month/ᑕᕝᕙᖓ/Tatkia			JUN ᔫᓂ	JUL ᔪᓚᐃ	AUG ᐊᐅᒡᒍᑦᑎ	SEP ᓱᑎᒡᐱᕆ	OCT ᐅᑦᑐᐱᕆ	NOV ᓄᓇᒡᐱᕆ	DEC ᑏᓯᒡᐱᕆ	JAN ᒎᖕᓄᐊᕆ	FEB ᓈᕝᕗᐊᕆ	MAR ᒪᑦᓯ	APR ᐃᑦᕆᓕ	MAY ᒪᐃ	Total ᑲᑎᑦᑐᑦ Tamakiklugin
Species	**ᐆᒪᔪᑦ**	**Umajuin**													
Caribou	ᑐᒃᑐᐃᑦ	Tuktut			1			4							5
Musk-ox	ᐅᒥᒃᒪᐃᑦ	Umingmait					6	2	3				2		11
Polar bear#	ᓇᓄᐃᑦ#	Nanuit#	n/d	n/d	n/d	n/d	n/d	n/d	n/d	n/d	n/d	n/d	n/d	n/d	n/d
Wolf	ᐊᒪᕈᐃᑦ	Amagut	1						1						2
Arctic fox	ᑎᓇᒐᓐᓂᐊᑦ	Tigiganiat						1	1	1					1
Arctic hare	ᐅᑲᓖᑦ	Ukalik	1						1				1	1	4
Ringed seal	ᓇᑦᓱᑦ	Natiinat	15	15	11	6	14	11	8	6	12	14	6	18	33
Bearded seal	ᐅᒡᔪᐃᑦ	Ukyuk	3	2	4	2	3					1			10
Harp seal	ᖃᐃᕈᓖᑦ	Qairulik		2		1	2								5
Walrus	ᐊᐃᕕᑦ	Akvik	3	3	1										5
Narwhal	ᑑᒫᓖᑦ ᕿᓚᓗᒐᑦ	Tuugaak			1										1
Beluga	ᖃᑯᑦᑕᑦ ᕿᓚᓗᒐᑦ	Kilalugak		2	1										3
Snow goose	ᑲᖑᐃᑦ	Kanguq	3	2	1										5
Brant goose	ᓂᑦᓕᑦᓇᐃᑦ	Nirlirnaq	4	1	1										5
Eider duck	ᒥᑏᑦ	Kingalik	5				1								6
Red-throated loon	ᖃᖅᓴᐅᑦ	Qaqhuaq		1											1
Ptarmigan	ᐊᕿᒡᓱᑦ	Akilgik	4		1	14	13						1	9	24
Arctic char	ᐃᖃᓗᒃᐱᑦ	Ikaliviit	10	10	3									7	19
Inconnu	ᑲᐱᓯᓕᑦᐸᐃᑦ	Aanakhiik		1											1
Sculpin	ᑲᓇᔪᐃᑦ	Kanayuk												1	1
Turbot	ᖃᓕᕋᓖᑦ	Nataarnak											1		1

‡‡ No data are available corresponding to the harvest numbers shown in the harvest estimates table which were provided by DSD.

‡‡ ᑎᑎᕋᓯᒪᔪᓂᒃ ᐱᑕᖃᖅᑐᖅ ᐱᔾᔪᑎᓕᒃᓂᒃ ᐊᖑᔭᑦ ᖃᑦᓯᐅᓂᖏᒃᓄᑦ ᐊᓚᒃᑲᐅᒪᔪᓄᑦ ᐊᖑᔭᓄᑦ ᓇᓚᐅᑦᓴᕈᑎᓂ ᑐᓂᔭᖏᒃᓂ ᐃᑯᐱᕐᕕᓕᓇᕆᑦ.

‡‡ Nahagauhimaitut titigakhimajunik pitman kanuk angujaukatakhimajunik kanukitunit pijaumajut ikupiktulikijinik.

TABLE/ᓇᓗᓇᐃᔭᐅᑦ/NAUNAIKUTA 271

Monthly harvest estimates
ᑕᕿᑕᒫᑦ ᐊᖑᔭᓄᑦ ᓇᓚᐅᑦᓵᕈᑏᑦ
Tatkiktamat nahaktauvaktun

Year 2 (June 1997 - May 1998)
ᐊᒻᕿᒍ 2 (ᔫᓂ 1997 - ᒪᐃ 1998)
Ukiunga 2 (June 1997 - May 1998)

Month/ᑕᕿᖓ/Tatkia			JUN ᔫᓂ	JUL ᔪᓚᐃ	AUG ᐊᐅᒻᒍᕐᑎ	SEP ᓱᑎᒻᐱᓇ	OCT ᐅᑦᑐᐱᓇ	NOV ᓄᓇᒻᐱᓇ	DEC ᑏᓯᒻᐱᓇ	JAN ᒨᓐᓄᐊᓇ	FEB ᓈᕝᕗᐊᓇ	MAR ᒫᕐᓯ	APR ᐃᑦᓇᓕ	MAY ᒪᐃ	Total ᑲᑎᑦᑐᒋᑦ Tamakiklugin ± 95% CI
Species	**ᐆᒪᔪᑦ**	**Umajuin**													
Caribou	ᑐᒃᑐᐃᑦ	Tuktut			8		2			1				3	14 ± 2
Musk-ox	ᐅᒥᒃᒪᐃᑦ	Umingmait											1		1 ± 0
Polar bear‡	ᓇᓄᐃᑦ‡	Nanuit‡					2			10					
Wolf	ᐊᒪᕈᐃᑦ	Amagut						1				2			3 ± 1
Arctic fox	ᑎᓇᒐᓐᓂᐊᑦ	Tigiganiat								10	4	11	5		30 ± 6
Arctic hare	ᐅᑲᓖᑦ	Ukalik				4									4 ± 0
Ringed seal	ᓇᑦᓱᑦ	Natiinat	99	141	49	108	56	57	8	34	42	40	6	16	656 ± 9
Bearded seal	ᐅᒡᔪᐃᑦ	Ukyuk		3	6	13	2								24 ± 1
Harp seal	ᖃᐃᕈᓖᑦ	Qairulik			1	16									17 ± 0
Walrus	ᐊᐃᕖᑦ	Akvik		1	1										2 ± 0
Narwhal	ᑑᒫᓖᑦ ᕿᓚᓗᒐᑦ	Tuugaak			8										8 ± 0
Beluga	ᖃᑯᑦᑕᑦ ᕿᓚᓗᒐᑦ	Kilalugak			17										17 ± 3
Snow goose	ᑲᖑᐃᑦ	Kanguq	15	5											20 ± 4
Canada goose	ᓂᑦᓖᑦ ᐅᓗᐊᒍᓖᑦ	Nikliknik												1	1 ± 0
Brant goose	ᓂᑦᓕᑦᓇᐃᑦ	Nirlirnaq	4												4 ± 2
Old squaw	ᐊᒻᒋᐊᑦᔪᐃᑦ	Aahangik		1											1 ± 0
Eider duck	ᒥᑏᑦ	Kingalik	2		10										12 ± 4
Common loon	ᑑᓪᓕᑦᔪᐊᖅ	Tuulik		1											1 ± 0
Ptarmigan	ᐊᕿᒻᒋᑦ	Akilgik	37			123	20							62	242 ± 13
Eggs (unspecified)	ᐊᓯᖏᑦ ᑎᒻᒥᐊᑦ ᒪᓐᓂᖏᑦ	Manniit		2											2 ± 0
Goose eggs	ᑲᖑᐃᑦ ᒪᓐᓂᖏᑦ	Uluaguliit manniit		2											2 ± 0
Duck eggs	ᒥᑏᑦ ᒪᓐᓂᖏᑦ	Tinmiat manniit	7	3											10 ± 0
Seagull eggs	ᓇᐅᔭᐃᑦ ᒪᓐᓂᖏᑦ	Nauyat manniit	2	5											7 ± 0
Arctic char	ᐃᖃᓗᒃᐱᑦ	Ikaliviit	326	103	169	34								200	832 ± 45
Arctic cisco	ᐅᑭᐅᑦᑕᑐᒥ ᑲᕕᓯᓖᑦ	Kapihilik	133	158	53										344 ± 20

‡ Polar bear data supplied by DSD.

‡ ᓇᓄᑦᓄᑦ ᑎᑎᕋᑕᒪᔪᑦ ᑐᓂᔭᖏᑦ ᐅᑯᐊ ᐃᑯᐱᕐᕕᓕᕆᔨᑦ.

‡ Nanuin nahagaumajut pijauhimajut Ikupiktulikijinik.

TABLE/ᓇᓗᓇᐃᔭᐅᑦ/NAUNAIKUTA 272

Monthly hunter response — **Year 2 (June 1997 - May 1998)**

ᑕᕿᑕᒫᑦ ᐊᖑᓇᓱᒃᑏᑦ ᑭᐅᓂᖏᑦ — **ᐊᒻᕿᒍ 2 (ᔫᓂ 1997 - ᒪᐃ 1998)**

Tatkiktaman pijauhimajut angunahuktinun — **Ukiunga 2 (June 1997 - May 1998)**

Month/ᑕᕿᖓ/Tatkia			JUN ᔫᓂ	JUL ᔪᓚᐃ	AUG ᐊᐅᒻᒍᑎ	SEP ᓱᑎᒻᐱᓇ	OCT ᐅᑦᑐᐱᓇ	NOV ᓄᓇᒻᐱᓇ	DEC ᑏᓯᒻᐱᓇ	JAN ᒎᓐᓄᐊᓇ	FEB ᓈᕝᕗᐊᓇ	MAR ᒪᕐᓯ	APR ᐃᑦᓇᓕ	MAY ᒪᐃ	Total ᑲᑎᑦᑐᒋᑦ Tamakiklugin
Hunter Response Categories	**ᐊᖑᓇᓱᒃᑏᑦ ᑭᐅᓂᖏᑦ ᐊᒻᒍᕐᓯᒪᓂᖏᑦ**	**Angunahukpaktun Kiujait**													
Monthly hunter list	ᑕᕿᑕᒫᑦ ᐊᖑᓇᓱᒃᑏᑦ	Tatkitaman angunahuktut titigait	60	60	62	60	59	58	59	61	62	62	62	61	64*
Hunters interviewed	ᐊᖑᓇᓱᒃᑏᑦ ᐊᐱᕐᓱᕐᑕᑦ	Angunahuktin apikhuktan	58	60	61	60	58	58	56	58	61	59	59	57	63*
Harvested	ᐊᖑᓇᓱᒃᑐᒥᓃᑦ	Angujaujut	40	31	28	22	17	16	6	13	12	19	8	31	55*
Response Rate (%)	ᑭᐅᔪᑦ ᖃᕐᓱᐅᓂᖏᑦ (%)	Kiujut (%)	97	100	98	100	98	100	95	95	98	95	95	93	97**

* Hunters registered/interviewed/harvested at least once during the year.
** Mean monthly response rate.

* ᐊᖑᓇᓱᒃᑏᑦ ᐊᑎᓕᐅᕐᑕᐅᒪᔪᑦ/ᐊᐱᕐᓱᕐᑕᑦ/ᐊᖑᓇᓱᒃᑐᒥᓃᑦ ᐊᑕᐅᓯᐊᕐᓗᐊᕐᑐᑎᒃ ᐊᒻᕿᒍᒥ.
** ᐊᔾᔨᒌᓕᕐᑎᓯᒪᔪᑦ ᑕᕿᑕᒫᑦ ᑭᐅᔪᑦ.

* Angunahuktin atiliukhimajut/apikhiktaunikut/anguhimajut talvani ukiumi.
** Talvani angunahuknami kiujutaumajut.

TABLE/ᓇᓗᓇᐃᔭᐅᑦ/NAUNAIKUTA 273

Recall period between harvest and interview, expressed as % of total harvest records — **Year 2 (June 1997 - May 1998)**

ᐅᑎᕐᕕᐅᔪᑦ ᐊᑯᕐᖓᓂ ᐊᖑᓇᓱᒃᓂᖓᑕ ᐊᒻᒪᓗ ᐊᐱᕐᓱᕐᑕᐅᓂᖓᑕ, ᓇᓗᓇᐃᕐᑕᑦ ᐃᒫᒃ % ᑲᑎᑦᑐᒋᑦ ᐊᖑᓇᓱᒃᑕᑦ ᑎᑎᕐᕐᑕᐅᒪᔪᑦ — **ᐊᒻᕿᒍ 2 (ᔫᓂ 1997 - ᒪᐃ 1998)**

Itkaumajaujut angunahuktunun apihijauvaktunutlu, kanuk amigaitiginit tamakiklugin angujauhimajut — **Ukiunga 2 (June 1997 - May 1998)**

Month/ᑕᕿᖓ/Tatkia			JUN ᔫᓂ	JUL ᔪᓚᐃ	AUG ᐊᐅᒻᒍᑎ	SEP ᓱᑎᒻᐱᓇ	OCT ᐅᑦᑐᐱᓇ	NOV ᓄᓇᒻᐱᓇ	DEC ᑏᓯᒻᐱᓇ	JAN ᒎᓐᓄᐊᓇ	FEB ᓈᕝᕗᐊᓇ	MAR ᒪᕐᓯ	APR ᐃᑦᓇᓕ	MAY ᒪᐃ	Total ᑲᑎᑦᑐᒋᑦ Tamakiklugin
Recall Period	**ᐅᑎᕐᕕᐅᔪᑦ**	**Pigiakvia**													
≤ 3 months	≤ 3 ᑕᕿᑦ	≤ tatkin pingahut	100	100	100	1	0	50	100	100	100	100	100	100	74
4-6 months	4-6 ᑕᕿᑦ	tatkin hitaman 6nut	0	0	0	99	100	50	0	0	0	0	0	0	26
> 6 months	> 6 ᑕᕿᑦ	> 6 tatkin	0	0	0	0	0	0	0	0	0	0	0	0	0

TABLE/ᓇᓗᓇᐃᔭᐅᑦ/NAUNAIKUTA 274

Number of hunters harvesting each species — **Year 2 (June 1997 - May 1998)**

ᖃᑦᓯᐅᓂᖏᑦ ᐊᖑᓇᓱᒃᑏᑦ ᐊᖑᓇᓱᒃᐸᑦᑐᑦ ᐊᑐᓂᒃ ᐆᒪᔪᖕᓂᒃ — **ᐊᒃᑮᒍ 2 (ᔫᓂ 1997 - ᒪᐃ 1998)**

Amigaitiginigin angunahukpaktun anguvaktaitlu kanugitugiagin — **Ukiunga 2 (June 1997 - May 1998)**

Month/ᑕᕝᕙᖓ/Tatkia			JUN ᔫᓂ	JUL ᔪᓚᐃ	AUG ᐊᐅᒃᑯᑎ	SEP ᓱᑎᒃᐱᓇ	OCT ᐅᑦᑐᐱᓇ	NOV ᓄᓇᒃᐱᓇ	DEC ᑏᓯᒃᐱᓇ	JAN ᒣᓐᓄᐊᓇ	FEB ᓈᕝᕗᐊᓇ	MAR ᒪᕐᓯ	APR ᐃᑦᓇᓕ	MAY ᒪᐃ	Total ᑲᑎᑦᑐᑦ Tamakiklugin
Species	**ᐆᒪᔪᑦ**	**Umajuin**													
Caribou	ᑐᒃᑐᐃᑦ	Tuktut			3		1			1				2	7
Musk-ox	ᐅᒥᒃᒪᐃᑦ	Umingmait											1		1
Polar bear#	ᓇᓄᐃᑦ#	Nanuit#	n/d	n/d	n/d	n/d	n/d	n/d	n/d	n/d	n/d	n/d	n/d	n/d	n/d
Wolf	ᐊᒪᕈᐃᑦ	Amagut						1				2			3
Arctic fox	ᑎᓇᒐᓐᓂᐊᑦ	Tigiganiat								1	1	2	1		2
Arctic hare	ᐅᑲᓖᑦ	Ukalik				1									1
Ringed seal	ᓇᑦᓱᑦ	Natiinat	27	19	19	17	15	16	6	12	11	16	5	9	37
Bearded seal	ᐅᒡᔪᐃᑦ	Ukyuk		2	5	4	2								10
Harp seal	ᖃᐃᕈᓖᑦ	Qairulik			1	3									4
Walrus	ᐊᐃᕕᑦ	Akvik		1	1										2
Narwhal	ᑑᒫᓖᑦ ᕿᓚᓗᒐᑦ	Tuugaak			1										1
Beluga	ᖃᑯᑦᑕᑦ ᕿᓚᓗᒐᑦ	Kilalugak			8										8
Snow goose	ᑲᖑᐃᑦ	Kanguq	4	2											5
Canada goose	ᓂᑦᓖᑦ ᐅᓗᐊᒍᓖᑦ	Nikliknik												1	1
Brant goose	ᓂᑦᓕᑦᓇᐃᑦ	Nirlirnaq	2												2
Old squaw	ᐊᒃᒋᐊᑦᔪᐃᑦ	Aahangik		1											1
Eider duck	ᒥᑏᑦ	Kingalik	1		1										2
Common loon	ᑑᓕᑦᔪᐊᖅ	Tuulik		1											1
Ptarmigan	ᐊᕿᒃᑭᑦ	Akilgik	11			7	4							8	23
Eggs (unspecified)	ᐊᓯᖏᑦ ᑎᒃᒥᐊᑦ ᒪᓐᓂᖏᑦ	Manniit		1											1
Goose eggs	ᑲᖑᐃᑦ ᒪᓐᓂᖏᑦ	Uluaguliit manniit		1											1
Duck eggs	ᒥᑏᑦ ᒪᓐᓂᖏᑦ	Tinmiat manniit	1	1											2
Seagull eggs	ᓇᐅᔭᐃᑦ ᒪᓐᓂᖏᑦ	Nauyat manniit	1	4											5
Arctic char	ᐃᖃᓗᒃᐱᑦ	Ikaliviit	18	12	6	3								19	35
Arctic cisco	ᐅᑭᐅᑦᑕᑦᑐᒥ ᑲᕕᓯᓖᑦ	Kapihilik	11	4	2										13

‡‡ No data are available corresponding to the harvest numbers shown in the harvest estimates table which were provided by DSD.

‡‡ ᑎᑎᕋᓯᒪᔪᓂᒃ ᐱᑕᖃᖏᑦᑐᖅ ᐱᒃᔪᑎᓕᓐᓂᒃ ᐊᖑᔭᑦ ᖃᕋᐅᓂᖏᓐᓄᑦ ᐊᓚᒃᑲᐅᒪᔪᓄᑦ ᐊᖑᔭᓄᑦ ᓇᓚᐅᑦᓴᕈᑎᓂ ᑐᓂᔭᖏᓐᓂ ᐃᑯᐱᕐᕕᓕᓇᔫᑦ.

‡‡ Nahagauhimaitut titigakhimajunik pitman kanuk angujaukatakhimajunik kanukitunit pijaumajut ikupiktulikijinik.

TABLE/ᓇᓗᓇᐃᔭᐅᑦ/NAUNAIKUTA 275

Monthly harvest estimates
ᑕᕿᑕᒫᑦ ᐊᖑᔭᓄᑦ ᓇᓚᐅᑦᓵᕈᑏᑦ
Tatkiktamat nahaktauvaktun

Year 3 (June 1998 - May 1999)
ᐊᒻᕐᒍ 3 (ᔪᓂ 1998 - ᒪᐃ 1999)
Ukiunga 3 (June 1998 - May 1999)

Month/ᑕᕿᖓ/Tatkia			JUN ᔪᓂ	JUL ᔪᓚᐃ	AUG ᐊᐅᒻᒍᑎ	SEP ᓱᑎᒻᐱᓇ	OCT ᐅᑦᑐᐱᓇ	NOV ᓄᓇᒻᐱᓇ	DEC ᑏᓯᒻᐱᓇ	JAN ᒎᓐᓄᐊᓇ	FEB ᓈᕝᕗᐊᓇ	MAR ᒫᕐᓯ	APR ᐃᑦᓇᓕ	MAY ᒪᐃ	Total ᑲᑎᑦᑐᒋᑦ Tamakiklugin ± 95% CI
Species	**ᐆᒪᔪᑦ**	**Umajuin**													
Caribou	ᑐᒃᑐᐃᑦ	Tuktut			20										20 ± 8
Musk-ox	ᐅᒥᒃᒪᐃᑦ	Umingmait											3	5	8 ± 3
Polar bear‡	ᓇᓄᐃᑦ‡	Nanuit‡					2			60					
Wolf	ᐊᒪᕈᐃᑦ	Amagut								1					1 ± 1
Arctic fox	ᑎᓇᒐᓐᓂᐊᑦ	Tigiganiat								1	5		3		9 ± 5
Arctic hare	ᐅᑲᓖᑦ	Ukalik					2							1	3 ± 1
Ringed seal	ᓇᑦᓱᑦ	Natiinat	57	41	28	11	16	25	23	86	73	23	32	46	461 ± 44
Bearded seal	ᐅᒡᔪᐃᑦ	Ukyuk		4	10	1	2				1				18 ± 5
Harp seal	ᖃᐃᕈᓖᑦ	Qairulik			3	4									7 ± 3
Walrus	ᐊᐃᓈᑦ	Akvik		4	1										5 ± 2
Narwhal	ᑑᒫᓖᑦ ᕿᓚᓗᒐᑦ	Tuugaak			4	1									5 ± 3
Beluga	ᖃᑯᑦᑕᑦ ᕿᓚᓗᒐᑦ	Kilalugak		21	23	6									50 ± 10
Snow goose	ᑲᖑᐃᑦ	Kanguq		1	15										16 ± 7
Canada goose	ᓂᑦᓖᑦ ᐅᓗᐊᒍᓖᑦ	Nikliknik	1												1 ± 1
Brant goose	ᓂᑦᓕᑦᓇᐃᑦ	Nirlirnaq				7									7 ± 5
Eider duck	ᒥᑏᑦ	Kingalik	1	21	48										70 ± 22
White-winged scoter	ᖃᑯᑦᑕᓕᒃ ᐃᒪᕐᕈᐊ ᐱᑦᓯᐅᓛᑦᐸᒃ	White-winged scoter	2												2 ± 2
Thick-billed murre	ᐊᑦᐸᐃᑦ	Thick-billed murre		6											6 ± 3
Ptarmigan	ᐊᕿᒻᒋᑦ	Akilgik	4			28	10					1	5	24	72 ± 18
Duck Eggs	ᒥᑏᑦ	Tinmiat manniit		7											7 ± 4
Arctic tern eggs	ᐃᒥᖅᑯᑕᐃᓚᐃᑦ ᒪᓐᓂᖅᑦ	Emitkutailat manniit	10	7											17 ± 9
Arctic char	ᐃᖃᓗᒃᐲᑦ	Ikaliviit	510	73	145	19	13						1	33	794 ± 147
Clams	ᐊᒻᒧᒪᔪᑦ	Uviluq		90											90 ± 104

‡ Polar bear data supplied by DSD.

‡ ᓇᓄᑦᓄᑦ ᑎᑎᕋᑦᑕᒪᔪᑦ ᑐᓂᒃᖅᑦ ᐅᑯᐊ ᐃᑯᐱᕐᕕᓕᓇᕆᑦ.

‡ Nanuin nahagaumajut pijauhimajut Ikupiktulikijinik.

TABLE/ᓇᓗᓇᐃᔭᐅᑦ/NAUNAIKUTA 276

Monthly hunter response — **Year 3 (June 1998 - May 1999)**

ᑕᕿᑕᒫᑦ ᐊᖑᓇᓱᒃᑏᑦ ᑭᐅᓂᖏᑦ — **ᐊᒻᕿᒍ 3 (ᔫᓂ 1998 - ᒪᐃ 1999)**

Tatkiktaman pijauhimajut angunahuktinun — **Ukiunga 3 (June 1998 - May 1999)**

Month/ᑕᕿᖓ/Tatkia			JUN ᔫᓂ	JUL ᔪᓚᐃ	AUG ᐊᐅᒻᒍᑎ	SEP ᓱᑎᒻᐱᓇ	OCT ᐅᑦᑐᐱᓇ	NOV ᓄᓇᒻᐱᓇ	DEC ᑏᓯᒻᐱᓇ	JAN ᒎᓐᓄᐊᓇ	FEB ᓈᕝᕗᐊᓇ	MAR ᒪᕐᓯ	APR ᐃᑉᓇᓕ	MAY ᒪᐃ	Total ᑲᑎᑦᑐᑦ Tamakiklugin
Hunter Response Categories	**ᐊᖑᓇᓱᒃᑏᑦ ᑭᐅᓂᖏᑦ ᐊᒻᒍᕐᓯᒪᓂᖏᑦ**	**Angunahukpaktun Kiujait**													
Monthly hunter list	ᑕᕿᑕᒫᑦ ᐊᖑᓇᓱᒃᑏᑦ	Tatkitaman angunahuktut titigait	61	61	62	61	62	62	62	62	63	63	63	64	65*
Hunters interviewed	ᐊᖑᓇᓱᒃᑏᑦ ᐊᐱᕐᓱᕐᑕᑦ	Angunahuktin apikhuktan	52	50	56	56	57	57	57	50	51	58	55	57	64*
Harvested	ᐊᖑᓇᓱᒃᑐᒥᓃᑦ	Angujaujut	25	20	19	10	12	6	5	11	12	6	18	17	46*
Response Rate (%)	ᑭᐅᔪᑦ ᖃᑦᓱᐅᓂᖏᑦ (%)	Kiujut (%)	85	82	90	92	92	92	92	81	81	92	87	89	88**

* Hunters registered/interviewed/harvested at least once during the year.
** Mean monthly response rate.

* ᐊᖑᓇᓱᒃᑏᑦ ᐊᑎᓕᐅᑦᑕᐅᒪᔪᑦ/ᐊᐱᕐᓱᕐᑕᑦ/ᐊᖑᓇᓱᒃᑐᒥᓃᑦ ᐊᑕᐅᓯᐊᕋᓗᐊᑦᑐᑎᒃ ᐊᒻᕿᒍᒥ.
** ᐊᒃᐅᒌᓕᑎᓯᒪᔪᑦ ᑕᕿᑕᒫᑦ ᑭᐅᔪᑦ.

* Angunahuktin atiliukhimajut/apikhiktaunikut/anguhimajut talvani ukiumi.
** Talvani angunahuknami kiujutaumajut.

TABLE/ᓇᓗᓇᐃᔭᐅᑦ/NAUNAIKUTA 277

Recall period between harvest and interview, expressed as % of total harvest records — **Year 3 (June 1998 - May 1999)**

ᐅᑎᕐᕕᐅᔪᑦ ᐊᑯᕐᖓᓂ ᐊᖑᓇᓱᒃᓂᖓᑕ ᐊᒻᒪᓗ ᐊᐱᕐᓱᕐᑕᐅᓂᖓᑕ, ᓇᓗᓇᐃᕐᑕᑦ ᐃᒫᒃ % ᑲᑎᑦᑐᑦ ᐊᖑᓇᓱᒃᑕᑦ ᑎᑎᕐᕐᑕᐅᒪᔪᑦ — **ᐊᒻᕿᒍ 3 (ᔫᓂ 1998 - ᒪᐃ 1999)**

Itkaumajaujut angunahuktunun apihijauvaktunutlu, kanuk amigaitiginit tamakiklugin angujauhimajut — **Ukiunga 3 (June 1998 - May 1999)**

6.1.12

Month/ᑕᕿᖓ/Tatkia			JUN ᔫᓂ	JUL ᔪᓚᐃ	AUG ᐊᐅᒻᒍᑎ	SEP ᓱᑎᒻᐱᓇ	OCT ᐅᑦᑐᐱᓇ	NOV ᓄᓇᒻᐱᓇ	DEC ᑏᓯᒻᐱᓇ	JAN ᒎᓐᓄᐊᓇ	FEB ᓈᕝᕗᐊᓇ	MAR ᒪᕐᓯ	APR ᐃᑉᓇᓕ	MAY ᒪᐃ	Total ᑲᑎᑦᑐᑦ Tamakiklugin
Recall Period	**ᐅᑎᕐᕕᐅᔪᑦ**	**Pigiakvia**													
≤ 3 months	≤ 3 ᑕᕿᑦ	≤ tatkin pingahut	100	100	26	89	52	76	100	100	100	15	100	100	84
4-6 months	4-6 ᑕᕿᑦ	tatkin hitaman 6nut	0	0	60	11	48	24	0	0	0	85	0	0	14
> 6 months	> 6 ᑕᕿᑦ	> 6 tatkin	0	0	15	0	0	0	0	0	0	0	0	0	2

TABLE/ᓇᓗᓇᐃᔭᐅᑦ/NAUNAIKUTA 278

Number of hunters harvesting each species — **Year 3 (June 1998 - May 1999)**

ᖃᑦᓯᐅᓂᖏᑦ ᐊᖑᓇᓱᒃᑏᑦ ᐊᖑᓇᓱᒃᐸᑦᑐᑦ ᐊᑐᓂᒃ ᐆᒪᔪᕐᓂᒃ — **ᐊᒡᕐᒍ 3 (ᔫᓂ 1998 - ᒪᐃ 1999)**

Amigaitiginigin angunahukpaktun anguvaktaitlu kanugitugiagin — **Ukiunga 3 (June 1998 - May 1999)**

Month/ᑕᕝᕙᖓ/Tatkia			JUN ᔫᓂ	JUL ᔪᓚᐃ	AUG ᐊᐅᒡᒍᑎ	SEP ᓱᑎᒡᐱᓇ	OCT ᐅᑦᑐᐱᓇ	NOV ᓄᓇᒡᐱᓇ	DEC ᑏᓯᒡᐱᓇ	JAN ᒎᓐᓄᐊᓇ	FEB ᓈᕝᕗᐊᓇ	MAR ᒪᕐᓯ	APR ᐃᑦᓇᓕ	MAY ᒪᐃ	Total ᑲᑎᑦᑐᑦ Tamakiklugin
Species	**ᐆᒪᔪᑦ**	**Umajuin**													
Caribou	ᑐᒃᑐᐃᑦ	Tuktut			3										3
Musk-ox	ᐅᒥᒃᒪᐃᑦ	Umingmait											2	3	4
Polar bear#	ᓇᓄᐃᑦ#	Nanuit#	n/d	n/d	n/d	n/d	n/d	n/d	n/d	n/d	n/d	n/d	n/d	n/d	n/d
Wolf	ᐊᒪᕈᐃᑦ	Amagut								1					1
Arctic fox	ᑎᓇᒐᓐᓂᐊᑦ	Tigiganiat								1	1		1		2
Arctic hare	ᐅᑲᓖᑦ	Ukalik					2							1	3
Ringed seal	ᓇᑦᓱᑦ	Natiinat	11	13	9	6	7	6	5	11	11	5	11	9	30
Bearded seal	ᐅᒡᔪᐃᑦ	Ukyuk		1	4	1	2				1				6
Harp seal	ᖃᐃᕈᓖᑦ	Qairulik			2	1									3
Walrus	ᐊᐃᕕᑦ	Akvik		3	1										3
Narwhal	ᑑᒫᓖᑦ ᕿᓚᓗᒐᑦ	Tuugaak			1	1									2
Beluga	ᖃᑯᑦᑕᑦ ᕿᓚᓗᒐᑦ	Kilalugak		9	6	4									14
Snow goose	ᑲᖑᐃᑦ	Kanguq		1	3										3
Canada goose	ᓂᑦᓖᑦ ᐅᓗᐊᒍᓖᑦ	Nikliknik	1												1
Brant goose	ᓂᑦᓕᑦᓇᐃᑦ	Nirlirnaq				1									1
Eider duck	ᒥᑏᑦ	Kingalik	1	3	4										6
White-winged scoter	ᖃᑯᑦᑕᓕᒃ ᐃᒻᒪᕈᐊ ᐱᑦᓯᐅᓛᑦᐸᒃ	White-winged scoter	1												1
Thick-billed murre	ᐊᑦᐸᐃᑦ	Thick-billed murre		3											3
Ptarmigan	ᐊᕿᒡᒋᑦ	Akilgik	2			3	4					1	2	5	15
Duck Eggs	ᒥᑏᑦ	Tinmiat manniit		2											2
Arctic tern eggs	ᐃᒥᖅᑯᑕᐃᓚᐃᑦ ᒪᓐᓂᖏᑦ	Emitkutailat manniit	1	1											1
Arctic char	ᐃᖃᓗᒃᐲᑦ	Ikaliviit	17	5	7	1	2						1	6	28
Clams	ᐊᒻᒧᒪᔪᑦ	Uviluq		1											1

‡‡ No data are available corresponding to the harvest numbers shown in the harvest estimates table which were provided by DSD.

‡‡ ᑎᑎᕋᓱᒪᔪᓂᒃ ᐱᑕᖃᖅᑐᖅ ᐱᒃᔪᑎᓕᓐᓂᒃ ᐊᖑᔭᑦ ᖃᑦᓯᐅᓂᖏᓐᓄᑦ ᐊᓚᒃᑲᐅᒪᔪᓄᑦ ᐊᖑᔭᓄᑦ ᓇᓚᐅᑦᓴᕈᑎᓂ ᑐᓂᒃᖏᓐᓂ ᐃᑯᐱᕐᕕᓕᓇᕐᑦ.

‡‡ Nahagauhimaitut titigakhimajunik pitman kanuk angujaukatakhimajunik kanukitunit pijaumajut ikupiktulikijinik.

TABLE/ᓇᓗᓇᐃᔭᐅᑦ/NAUNAIKUTA 279

Monthly harvest estimates
ᑕᕿᑕᒫᑦ ᐊᖑᔭᓄᑦ ᓇᓚᐅᑦᓵᕈᑏᑦ
Tatkiktamat nahaktauvaktun

Year 4 (June 1999 - May 2000)
ᐊᒻᕋᒍ 4 (ᔫᓂ 1999 - ᒪᐃ 2000)
Ukiunga 4 (June 1999 - May 2000)

Month/ᑕᕿᖓ/Tatkia			JUN ᔫᓂ	JUL ᔪᓚᐃ	AUG ᐊᐅᒻᒍᕐᑎ	SEP ᓱᑎᒻᐱᕆ	OCT ᐅᑦᑐᐱᕆ	NOV ᓄᓇᒻᐱᕆ	DEC ᑏᕈᒻᐱᕆ	JAN ᒣᓐᓄᐊᕆ	FEB ᓈᕝᕗᐊᕆ	MAR ᒪᕐᓯ	APR ᐃᑦᕆᓕ	MAY ᒪᐃ	Total ᑲᑎᑦᑐᒋᑦ Tamakiklugin ± 95% CI
Species	**ᐆᒪᔪᑦ**	**Umajuin**													
Caribou	ᑐᒃᑐᐃᑦ	Tuktut		3	22									2	27 ± 8
Musk-ox	ᐅᒥᒃᒪᐃᑦ	Umingmait										1		2	3 ± 1
Polar bear‡	ᓇᓄᐃᑦ‡	Nanuit‡					4	4				1	7	2	18
Wolf	ᐊᒪᕈᐃᑦ	Amagut											1		1 ± 0
Arctic fox	ᑎᓇᒐᓐᓂᐊᑦ	Tigiganiat									1				1 ± 1
Arctic hare	ᐅᑲᓖᑦ	Ukalik	1											1	2 ± 0
Ringed seal	ᓇᑦᓱᑦ	Natiinat	117	23	16	34	42	41	39	99	65	89	45	15	625 ± 37
Bearded seal	ᐅᒡᔪᐃᑦ	Ukyuk	5		8	5	5		2		1			3	29 ± 4
Harp seal	ᖃᐃᕈᓖᑦ	Qairulik				1									1 ± 0
Walrus	ᐊᐃᕕᑦ	Akvik			2					1					3 ± 2
Narwhal	ᑑᒫᓖᑦ ᕿᓚᓗᒐᑦ	Tuugaak		8	8	1									17 ± 2
Beluga	ᖃᑯᑦᑕᑦ ᕿᓚᓗᒐᑦ	Kilalugak		3	7	1									11 ± 3
Snow goose	ᑲᖑᐃᑦ	Kanguq	1	4											5 ± 2
Brant goose	ᓂᑦᓕᑦᓇᐃᑦ	Nirlirnaq	4	3	1	3									11 ± 3
Old squaw	ᐊᒻᑭᐊᑦᔪᐃᑦ	Aahangik			1										1 ± 1
Eider duck	ᒥᑏᑦ	Kingalik	1	19	4	22	4								50 ± 16
Ptarmigan	ᐊᕿᒻᒋᑦ	Akilgik				66	117						20	10	213 ± 53
Goose eggs	ᑲᖑᐃᑦ ᒪᓐᓂᖏᑦ	Uluaguliit manniit	11												11 ± 4
Duck eggs	ᒥᑏᑦ ᒪᓐᓂᖏᑦ	Tinmiat manniit		74											74 ± 53
Seagull eggs	ᓇᐅᔭᐃᑦ ᒪᓐᓂᖏᑦ	Nauyat manniit	36												36 ± 29
Arctic char	ᐃᖃᓗᒃᐲᑦ	Ikaliviit	290	205	191	5	10							25	726 ± 100
Clams	ᐊᒻᒧᒪᔪᑦ	Uviluq			360	343									703 ± 71

‡ Polar bear data supplied by DSD.

‡ ᓇᓄᑦᓄᑦ ᑎᑎᕋᑦᑕᒪᔪᑦ ᑐᓂᔭᖏᑦ ᐅᑯᐊ ᐃᑯᐱᕐᕕᓕᕆᔨᑦ.

‡ Nanuin nahagaumajut pijauhimajut Ikupiktulikijinik.

TABLE/ᓇᓗᓇᐃᔭᐅᑦ/NAUNAIKUTA 280

Monthly hunter response — **Year 4 (June 1999 - May 2000)**

ᑕᕿᑕᒫᑦ ᐊᖑᓇᓱᒃᑏᑦ ᑭᐅᓂᖏᑦ — **ᐊᒻᕐᒍ 4 (ᓲᓂ 1999 - ᒪᐃ 2000)**

Tatkiktaman pijauhimajut angunahuktinun — **Ukiunga 4 (June 1999 - May 2000)**

Hunter Response Categories / ᐊᖑᓇᓱᒃᑏᑦ ᑭᐅᓂᖏᑦ ᐊᒻᒍᕐᓯᒪᓂᖏᑦ	Month/ᑕᕿᖓ/Tatkia	Angunahukpaktun Kiujait	JUN ᓲᓂ	JUL ᔪᓚᐃ	AUG ᐊᐅᒻᒍᕐᑎ	SEP ᓱᑎᒻᐱᓇ	OCT ᐅᑦᑐᐱᓇ	NOV ᓄᓇᒻᐱᓇ	DEC ᑏᓯᒻᐱᓇ	JAN ᒎᓐᓄᐊᓇ	FEB ᓈᕝᕗᐊᓇ	MAR ᒪᕐᓯ	APR ᐃᕐᓇᓕ	MAY ᒪᐃ	Total ᑲᑎᕐᑐᑦ Tamakiklugin
Monthly hunter list	ᑕᕿᑕᒫᑦ ᐊᖑᓇᓱᒃᑏᑦ	Tatkitaman angunahuktut titigait	66	67	66	65	65	63	62	64	64	65	65	66	70*
Hunters interviewed	ᐊᖑᓇᓱᒃᑏᑦ ᐊᐱᕐᓱᕐᑕᑦ	Angunahuktin apikhuktan	61	63	60	61	60	60	59	60	61	55	62	64	70*
Harvested	ᐊᖑᓇᓱᒃᑐᒥᓃᑦ	Angujaujut	31	18	22	23	12	10	11	19	13	14	21	16	51*
Response Rate (%)	ᑭᐅᔪᑦ ᖃᕐᓱᐅᓂᖏᑦ (%)	Kiujut (%)	92	94	91	94	92	95	95	94	95	85	95	97	93**

* Hunters registered/interviewed/harvested at least once during the year.
** Mean monthly response rate.

* ᐊᖑᓇᓱᒃᑏᑦ ᐊᑎᓕᐅᕐᑕᐅᒪᔪᑦ/ᐊᐱᕐᓱᕐᑕᑦ/ᐊᖑᓇᓱᒃᑐᒥᓃᑦ ᐊᑕᐅᓯᐊᕐᓗᐊᕐᑐᑎᒃ ᐊᒻᕐᒍᒥ.
** ᐊᒃᐅᒌᓕᕐᑎᓯᒪᔪᑦ ᑕᕿᑕᒫᑦ ᑭᐅᔪᑦ.

* Angunahuktin atiliukhimajut/apikhiktaunikut/anguhimajut talvani ukiumi.
** Talvani angunahuknami kiujutaumajut.

TABLE/ᓇᓗᓇᐃᔭᐅᑦ/NAUNAIKUTA 281

Recall period between harvest and interview, expressed as % of total harvest records — **Year 4 (June 1999 - May 2000)**

ᐅᑎᕐᕕᐅᔪᑦ ᐊᑯᕐᖓᓂ ᐊᖑᓇᓱᒃᓂᖓᑕ ᐊᒻᒪᓗ ᐊᐱᕐᓱᕐᑕᐅᓂᖓᑕ, ᓇᓗᓇᐃᕐᑕᑦ ᐃᒫᒃ % ᑲᑎᕐᑐᑦ ᐊᖑᓇᓱᒃᑕᑦ ᑎᑎᕐᕐᑕᐅᒪᔪᑦ — **ᐊᒻᕐᒍ 4 (ᓲᓂ 1999 - ᒪᐃ 2000)**

Itkaumajaujut angunahuktunun apihijauvaktunutlu, kanuk amigaitiginit tamakiklugin angujauhimajut — **Ukiunga 4 (June 1999 - May 2000)**

Recall Period / ᐅᑎᕐᕕᐅᔪᑦ	Month/ᑕᕿᖓ/Tatkia	Pigiakvia	JUN ᓲᓂ	JUL ᔪᓚᐃ	AUG ᐊᐅᒻᒍᕐᑎ	SEP ᓱᑎᒻᐱᓇ	OCT ᐅᑦᑐᐱᓇ	NOV ᓄᓇᒻᐱᓇ	DEC ᑏᓯᒻᐱᓇ	JAN ᒎᓐᓄᐊᓇ	FEB ᓈᕝᕗᐊᓇ	MAR ᒪᕐᓯ	APR ᐃᕐᓇᓕ	MAY ᒪᐃ	Total ᑲᑎᕐᑐᑦ Tamakiklugin
≤ 3 months	≤ 3 ᑕᕿᑦ	≤ tatkin pingahut	100	100	98	100	100	100	100	100	100	100	0	0	89
4-6 months	4-6 ᑕᕿᑦ	tatkin hitaman 6nut	0	0	2	0	0	0	0	0	0	0	10	96	6
> 6 months	> 6 ᑕᕿᑦ	> 6 tatkin	0	0	0	0	0	0	0	0	0	0	90	4	5

TABLE/ᓇᓗᓇᐃᔭᐅᑦ/NAUNAIKUTA 282

Number of hunters harvesting each species — **Year 4 (June 1999 - May 2000)**

ᖃᑦᓯᐅᓂᖏᑦ ᐊᖑᓇᓱᒃᑏᑦ ᐊᖑᓇᓱᒃᐸᑦᑐᑦ ᐊᑐᓂᒃ ᐆᒪᔪᑦᓂᒃ — **ᐊᒡᕐᒍ 4 (ᔫᓂ 1999 - ᒪᐃ 2000)**

Amigaitiginigin angunahukpaktun anguvaktaitlu kanugitugiagin — **Ukiunga 4 (June 1999 - May 2000)**

Month/ᑕᕝᕙᖓ/Tatkia			JUN ᔫᓂ	JUL ᔪᓚᐃ	AUG ᐊᐅᒡᒍᑎ	SEP ᓱᑎᒡᐱᕆ	OCT ᐅᑦᑐᐱᕆ	NOV ᓄᓇᒡᐱᕆ	DEC ᑏᓯᒡᐱᕆ	JAN ᒎᓐᓄᐊᕆ	FEB ᓈᕝᕗᐊᕆ	MAR ᒪᕐᓯ	APR ᐃᑦᕆᓕ	MAY ᒪᐃ	Total ᑲᑎᑦᑐᑦ Tamakiklugin
Species	**ᐆᒪᔪᑦ**	**Umajuin**													
Caribou	ᑐᒃᑐᐃᑦ	Tuktut		1	5									1	7
Musk-ox	ᐅᒥᒃᒪᐃᑦ	Umingmait										1		1	2
Polar bear#	ᓇᓄᐃᑦ#	Nanuit#	n/d	n/d	n/d	n/d	n/d	n/d	n/d	n/d	n/d	n/d	n/d	n/d	n/d
Wolf	ᐊᒪᕈᐃᑦ	Amagut											1		1
Arctic fox	ᑎᓇᒐᓐᓂᐊᑦ	Tigiganiat									1				1
Arctic hare	ᐅᑲᓛᑦ	Ukalik	1											1	2
Ringed seal	ᓇᑦᓱᑦ	Natiinat	26	9	6	13	9	7	11	19	13	14	13	6	38
Bearded seal	ᐅᒡᔪᐃᑦ	Ukyuk	2		5	4	2		2		1			2	11
Harp seal	ᖃᐃᕈᓛᑦ	Qairulik				1									1
Walrus	ᐊᐃᕕᑦ	Akvik			1					1					2
Narwhal	ᑑᒫᓛᑦ ᕿᓚᓗᒐᑦ	Tuugaak		3	4	1									5
Beluga	ᖃᑯᑦᑕᑦ ᕿᓚᓗᒐᑦ	Kilalugak		3	5	1									9
Snow goose	ᑲᖑᐃᑦ	Kanguq	1	2											3
Brant goose	ᓂᑦᓕᑦᓇᐃᑦ	Nirlirnaq	1	1	1	1									4
Old squaw	ᐊᒃᑭᐊᑦᔪᐃᑦ	Aahangik			1										1
Eider duck	ᒥᑏᑦ	Kingalik	1	1	2	2	1								6
Ptarmigan	ᐊᕿᒐᒃᑦ	Akilgik				6	5						3	3	13
Goose eggs	ᑲᖑᐃᑦ ᒪᓐᓂᖏᑦ	Uluaguliit manniit	1												1
Duck eggs	ᒥᑏᑦ ᒪᓐᓂᖏᑦ	Tinmiat manniit		1											1
Seagull eggs	ᓇᐅᔭᐃᑦ ᒪᓐᓂᖏᑦ	Nauyat manniit	1												1
Arctic char	ᐃᖃᓗᒃᐲᑦ	Ikaliviit	10	5	10	1	1							8	25
Clams	ᐊᒻᒧᒪᔪᑦ	Uviluq			1	8									9

‡‡ No data are available corresponding to the harvest numbers shown in the harvest estimates table which were provided by DSD.

‡‡ ᑎᑎᕋᓯᒪᔪᓂᒃ ᐱᑕᖃᖅᑐᖅ ᐱᔾᔪᑎᓕᓐᓂᒃ ᐊᖑᔭᑦ ᖃᑦᓯᐅᓂᖏᓐᓄᑦ ᐊᓚᒃᑲᐅᒪᔪᓄᑦ ᐊᖑᔭᓄᑦ ᓇᓚᐅᑦᓱᕈᑎᓂ ᑐᓂᔭᖏᓐᓂ ᐃᑯᐱᕐᕕᓕᓇᕆᑦ.

‡‡ Nahagauhimaitut titigakhimajunik pitman kanuk angujaukatakhimajunik kanukitunit pijaumajut ikupiktulikijinik.

TABLE/ᓇᓗᓇᐃᔭᐅᑦ/NAUNAIKUTA 283

Monthly harvest estimates
ᑕᕿᑕᒫᑦ ᐊᖑᔭᓄᑦ ᓇᓚᐅᑦᓵᕈᑏᑦ,
Tatkiktamat nahaktauvaktun

Year 5 (June 2000 - May 2001)
ᐊᒻᕋᒍ 5 (ᔫᓂ 2000 - ᒪᐃ 2001)
Ukiunga 5 (June 2000 - May 2001)

Month/ᑕᕿᖓ/Tatkia			JUN ᔫᓂ	JUL ᔪᓚᐃ	AUG ᐊᐅᒻᒍᕐᑎ	SEP ᓱᑎᒻᐱᕆ	OCT ᐅᑦᑐᐱᕆ	NOV ᓄᕕᒻᐱᕆ	DEC ᑏᓯᒻᐱᕆ	JAN ᒎᓐᓄᐊᕆ	FEB ᕖᕝᕗᐊᕆ	MAR ᒫᕐᓯ	APR ᐃᑦᕆᓕ	MAY ᒪᐃ	Total ᑲᑎᑦᑐᒋᑦ Tamakiklugin ± 95% CI
Species	**ᐆᒪᔪᑦ**	**Umajuin**													
Caribou	ᑐᒃᑐᐃᑦ	Tuktut			8			5				3			16 ± 3
Musk-ox	ᐅᒥᒃᒪᐃᑦ	Umingmait										1		5	6 ± 3
Polar bear‡	ᓇᓄᐃᑦ‡	Nanuit‡					3			24					
Arctic fox	ᑎᓇᒐᓐᓂᐊᑦ	Tigiganiat					10	12	6	8	56		1	3	96 ± 24
Arctic hare	ᐅᑲᓖᑦ	Ukalik	2												2 ± 0
Ringed seal	ᓇᑦᓱᑦ	Natiinat	86	48	47	72	55	34	16	47	24	74	45	20	568 ± 22
Bearded seal	ᐅᒡᔪᐃᑦ	Ukyuk			1	6	2						1		10 ± 1
Harp seal	ᖃᐃᕈᓖᑦ	Qairulik				2									2 ± 0
Walrus	ᐊᐃᕕᑦ	Akvik		1											1 ± 0
Narwhal	ᑑᒫᓖᑦ ᕿᓚᓗᒐᑦ	Tuugaak			8										8 ± 0
Beluga	ᖃᑯᑦᑕᑦ ᕿᓚᓗᒐᑦ	Kilalugak			23	2									25 ± 1
Snow goose	ᑲᖑᐃᑦ	Kanguq	13	7	8	2									30 ± 2
Brant goose	ᓂᑦᓕᑦᓇᐃᑦ	Nirlirnaq			2	3									5 ± 0
Eider duck	ᒥᑏᑦ	Kingalik		35	15	6									56 ± 0
Ptarmigan	ᐊᕿᒻᒋᑦ	Akilgik	34			318	181				3		5	41	582 ± 43
Duck eggs	ᒥᑏᑦ ᒪᓐᓂᖏᑦ	Tinmiat manniit	8	79											87 ± 0
Arctic tern eggs	ᐃᒥᖅᑯᑕᐃᓚᐃᑦ ᒪᓐᓂᖏᑦ	Emitkutailat manniit	21	6											27 ± 4
Seagull eggs	ᓇᐅᔭᐃᑦ ᒪᓐᓂᖏᑦ	Nauyat manniit	83												83 ± 0
Arctic char	ᐃᖃᓗᒃᐱᑦ	Ikaliviit	271	91	274	136	75							28	875 ± 36
Cod	ᐆᒐᐃᑦ	Ugak				66									66 ± 0
Clams	ᐊᒻᒧᒪᔪᑦ	Uviluq				23									23 ± 0

‡ Polar bear data supplied by DSD.

‡ ᓇᓄᑦᓄᑦ ᑎᑎᕋᑦᑕᒪᔪᑦ ᑐᓂᔭᖏᑦ ᐅᑯᐊ ᐃᑯᐱᕐᕕᓕᕆᔨᑦ.

‡ Nanuin nahagaumajut pijauhimajut Ikupiktulikijinik.

TABLE/ᓇᓗᓇᐃᔭᐅᑦ/NAUNAIKUTA 284

Monthly hunter response — **Year 5 (June 2000 - May 2001)**

ᑕᕿᑖᒪᑦ ᐊᖑᓇᓱᒃᑏᑦ ᑭᐅᓂᖏᑦ — **ᐊᒻᕿᒍ 5 (ᔫᓂ 2000 - ᒪᐃ 2001)**

Tatkiktaman pijauhimajut angunahuktinun — **Ukiunga 5 (June 2000 - May 2001)**

Month/ᑕᕿᖓ/Tatkia			JUN ᔫᓂ	JUL ᔪᓚᐃ	AUG ᐊᐅᒻᒍᑎ	SEP ᓱᑎᒻᐱᓇ	OCT ᐅᑦᑐᐱᓇ	NOV ᓄᓇᒻᐱᓇ	DEC ᑏᓯᒻᐱᓇ	JAN ᒎᖕᓄᐊᓇ	FEB ᓈᕝᕗᐊᓇ	MAR ᒪᕐᓯ	APR ᐃᕐᓇᓕ	MAY ᒪᐃ	Total ᑲᑎᑦᑐᒋᑦ Tamakiklugin
Hunter Response Categories	**ᐊᖑᓇᓱᒃᑏᑦ ᑭᐅᓂᖏᑦ ᐊᒻᒍᕐᓯᒪᓂᖏᑦ**	**Angunahukpaktun Kiujait**													
Monthly hunter list	ᑕᕿᑖᒪᑦ ᐊᖑᓇᓱᒃᑏᑦ	Tatkitaman angunahuktut titigait	66	66	66	65	64	64	64	64	65	65	66	66	68*
Hunters interviewed	ᐊᖑᓇᓱᒃᑏᑦ ᐊᐱᕐᓱᕐᑕᑦ	Angunahuktin apikhuktan	65	65	65	63	62	62	62	61	60	56	61	48	67*
Harvested	ᐊᖑᓇᓱᒃᑐᒥᓃᑦ	Angujaujut	30	25	32	24	19	13	9	13	10	18	18	13	51*
Response Rate (%)	ᑭᐅᔪᑦ ᖃᑦᓱᐅᓂᖏᑦ (%)	Kiujut (%)	98	98	98	97	97	97	97	95	92	86	92	73	93**

* Hunters registered/interviewed/harvested at least once during the year.
** Mean monthly response rate.

* ᐊᖑᓇᓱᒃᑏᑦ ᐊᑎᓕᐅᑦᑕᐅᒪᔪᑦ/ᐊᐱᕐᓱᕐᑕᑦ/ᐊᖑᓇᓱᒃᑐᒥᓃᑦ ᐊᑕᐅᓯᐊᕐᓗᐊᑦᑐᑎᒃ ᐊᒻᕿᒍᒥ.
** ᐊᒃᐅᒋᓕᑦᑎᓯᒪᔪᑦ ᑕᕿᑖᒪᑦ ᑭᐅᔪᑦ.

* Angunahuktin atiliukhimajut/apikhiktaunikut/anguhimajut talvani ukiumi.
** Talvani angunahuknami kiujutaumajut.

TABLE/ᓇᓗᓇᐃᔭᐅᑦ/NAUNAIKUTA 285

Recall period between harvest and interview, expressed as % of total harvest records — **Year 5 (June 2000 - May 2001)**

ᐅᑎᕐᕕᐅᔪᑦ ᐊᑯᕐᖓᓂ ᐊᖑᓇᓱᒃᓂᖓᑕ ᐊᒻᒪᓗ ᐊᐱᕐᓱᕐᑕᐅᓂᖓᑕ, ᓇᓗᓇᐃᕐᑕᑦ ᐃᒫᒃ % ᑲᑎᑦᑐᒋᑦ ᐊᖑᓇᓱᒃᑕᑦ ᑎᑎᕐᕐᑕᐅᒪᔪᑦ — **ᐊᒻᕿᒍ 5 (ᔫᓂ 2000 - ᒪᐃ 2001)**

Itkaumajaujut angunahuktunun apihijauvaktunutlu, kanuk amigaitiginit tamakiklugin angujauhimajut — **Ukiunga 5 (June 2000 - May 2001)**

6.1.12

Month/ᑕᕿᖓ/Tatkia			JUN ᔫᓂ	JUL ᔪᓚᐃ	AUG ᐊᐅᒻᒍᑎ	SEP ᓱᑎᒻᐱᓇ	OCT ᐅᑦᑐᐱᓇ	NOV ᓄᓇᒻᐱᓇ	DEC ᑏᓯᒻᐱᓇ	JAN ᒎᖕᓄᐊᓇ	FEB ᓈᕝᕗᐊᓇ	MAR ᒪᕐᓯ	APR ᐃᕐᓇᓕ	MAY ᒪᐃ	Total ᑲᑎᑦᑐᒋᑦ Tamakiklugin
Recall Period	**ᐅᑎᕐᕕᐅᔪᑦ**	**Pigiakvia**													
≤ 3 months	≤ 3 ᑕᕿᑦ	≤ tatkin pingahut	37	89	98	100	100	100	100	100	100	100	100	0	84
4-6 months	4-6 ᑕᕿᑦ	tatkin hitaman 6nut	61	11	2	0	0	0	0	0	0	0	0	100	16
> 6 months	> 6 ᑕᕿᑦ	> 6 tatkin	1	0	0	0	0	0	0	0	0	0	0	0	0

TABLE/ᓇᓗᓇᐃᔭᐅᑦ/NAUNAIKUTA 286

Number of hunters harvesting each species — **Year 5 (June 2000 - May 2001)**

ᖃᑦᓯᐅᓂᖏᑦ ᐊᖑᓇᓱᒃᑏᑦ ᐊᖑᓇᓱᒃᐸᑦᑐᑦ ᐊᑐᓂᒃ ᐆᒪᔪᑦᓂᒃ — **ᐊᒻᕐᒧ 5 (ᔫᓂ 2000 - ᒪᐃ 2001)**

Amigaitiginigin angunahukpaktun anguvaktaitlu kanugitugiagin — **Ukiunga 5 (June 2000 - May 2001)**

Month/ᑕᕝᕙᖓ/Tatkia			JUN ᔫᓂ	JUL ᔪᓚᐃ	AUG ᐊᐅᒻᒍᑎ	SEP ᓱᑎᒻᐱᓇ	OCT ᐅᑦᑐᐱᓇ	NOV ᓄᓇᒻᐱᓇ	DEC ᑏᓯᒻᐱᓇ	JAN ᒣᓐᓄᐊᓇ	FEB ᓈᕝᕗᐊᓇ	MAR ᒫᕐᓯ	APR ᐃᑦᓇᓕ	MAY ᒪᐃ	Total ᑲᑎᑦᑐᑦ Tamakiklugin
Species	**ᐆᒪᔪᑦ**	**Umajuin**													
Caribou	ᑐᒃᑐᐃᑦ	Tuktut			2			2				1			4
Musk-ox	ᐅᒥᒃᒪᐃᑦ	Umingmait										1		4	5
Polar bear#	ᓇᓄᐃᑦ#	Nanuit#	n/d	n/d	n/d	n/d	n/d	n/d	n/d	n/d	n/d	n/d	n/d	n/d	n/d
Arctic fox	ᑎᓇᒐᓐᓂᐊᑦ	Tigiganiat					2	3	2	1	1		1	1	5
Arctic hare	ᐅᑲᓖᑦ	Ukalik	1												1
Ringed seal	ᓇᑦᓱᑦ	Natiinat	19	18	19	15	12	9	7	12	8	16	16	6	38
Bearded seal	ᐅᒻᔪᐃᑦ	Ukyuk			1	3	2						1		6
Harp seal	ᖃᐃᕈᓖᑦ	Qairulik				2									2
Walrus	ᐊᐃᕕᑦ	Akvik		1											1
Narwhal	ᑑᒐᓖᑦ ᕿᓚᓗᒐᑦ	Tuugaak			2										2
Beluga	ᖃᑯᑦᑕᑦ ᕿᓚᓗᒐᑦ	Kilalugak			15	2									15
Snow goose	ᑲᖑᐃᑦ	Kanguq	3	2	4	1									9
Brant goose	ᓂᑦᓕᑦᓇᐃᑦ	Nirlirnaq			1	1									2
Eider duck	ᒥᑏᑦ	Kingalik		3	1	2									6
Ptarmigan	ᐊᕿᒻᒋᑦ	Akilgik	2			12	7				1		2	4	18
Duck eggs	ᒥᑏᑦ ᒪᓐᓂᖏᑦ	Tinmiat manniit	1	2											3
Arctic tern eggs	ᐃᒥᖅᑯᑕᐃᓚᐃᑦ ᒪᓐᓂᖏᑦ	Emitkutailat manniit	3	1											4
Seagull eggs	ᓇᐅᔭᐃᑦ ᒪᓐᓂᖏᑦ	Nauyat manniit	5												5
Arctic char	ᐃᖃᓗᒃᐱᑦ	Ikaliviit	16	6	8	4	3							3	23
Cod	ᐆᒐᐃᑦ	Ugak				2									2
Clams	ᐊᒻᒧᒪᔪᑦ	Uviluq				1									1

‡‡ No data are available corresponding to the harvest numbers shown in the harvest estimates table which were provided by DSD.

‡‡ ᑎᑎᕋᓯᒪᔪᓂᒃ ᐱᑕᖃᖅᑕᕐᖅ ᐱᔾᔪᑎᓕᓐᓂᒃ ᐊᖑᔭᑦ ᖃᑦᓯᐅᓂᖏᓐᓄᑦ ᐊᓚᒃᑲᐅᒪᔪᓄᑦ ᐊᖑᔭᓄᑦ ᓇᓚᐅᑦᓴᕈᑎᓂ ᑐᓂᔭᖏᓐᓂ ᐃᑯᐱᕐᕕᓕᓇᕆᑦ.

‡‡ Nahagauhimaitut titigakhimajunik pitman kanuk angujaukatakhimajunik kanukitunit pijaumajut ikupiktulikijinik.

TABLE/ᓇᓗᓇᐃᔭᐅᑦ/NAUNAIKUTA 287

Annual harvest estimates and five-year mean — **All Years (June 1996 - May 2001)**

ᐊᒡᕋᒍᑕᒫᑦ ᐊᖑᔭᓄᑦ ᓇᓚᐅᑦᓴᕈᑏᑦ ᐊᒻᒪᓗ ᑕᓪᓕᒪᓄᑦ-ᐊᒡᕋᒍᓄᑦ ᐊᔾᔨᒌᓕᕐᑎᓯᒪᔪᑦ — **ᑕᒪᐃᓐᓄᑦ ᐊᒡᕋᒍᓄᑦ (ᓘᓂ 1996 - ᒪᐃ 2001)**

Aragutamat angujauvaktun tatlman araguit iluani — **Tamamik ukiuni (June 1996 - May 2001)**

Study Year/ᖃᐅᔨᓴᕐᓂᒃ ᐊᒡᕋᒍ/Ihivgiukimayut Ukiumi			1	2	3	4	5	Mean ᐊᔾᔨᒌᓕᕐᑎᓯᒪᔪᑦ Amigaitkiyait
			96/97	97/98	98/99	99/00	00/01	
Species	ᐆᒪᔪᑦ	**Umajuin**						
Caribou[1]	ᑐᒃᑐᐃᑦ[1]	Tuktut[1]	6	14	20	27	16	17
Musk-ox[2]	ᐅᒥᒃᒪᐃᑦ[2]	Umingmait[2]	19	1	8	3	6	7
Polar bear[3]	ᓇᓄᐃᑦ[3]	Nanuit[3]	18	20	19	18	14	18
Wolf	ᐊᒪᕈᐃᑦ	Amagut	2	3	1	1	0	1
Arctic fox[4]	ᑎᓇᒐᓐᓂᐊᑦ[4]	Tigiganiat[4]	20	30	9	1	96	31
Arctic hare	ᐅᑲᓖᑦ	Ukalik	7	4	3	2	2	4
Ringed seal[5]	ᓇᑦᓱᑦ[5]	Natiinat[5]	501	656	461	625	568	562
Bearded seal[5]	ᐅᒡᔪᐃᑕ[5]	Ukyuk[5]	21	24	18	29	10	20
Harp seal[5]	ᖃᐃᕈᓖᑦ[5]	Qairulik[5]	10	17	7	1	2	7
Walrus[5,6]	ᐊᐃᕕᑦ[5,6]	Akvik[5,6]	15	2	5	3	1	5
Narwhal[5,7]	ᑑᒐᓖᑦ ᕿᓚᓗᒐᑦ[5,7]	Tuugaak[5,7]	2	8	5	17	8	8
Beluga[5,8]	ᖃᑯᑦᑕ ᕿᓚᓗᒐᑦ[5,8]	Kilalugak[5,8]	3	17	50	11	25	21
Snow goose	ᑲᖑᐃᑦ	Kanguq	16	20	16	5	30	17
Canada goose	ᓂᕐᓖᑦ ᐅᓗᐊᒍᓪᓖᑦ	Nikliknik	0	1	1	0	0	<1
Brant goose	ᓂᕐᓕᕐᓇᐃᑦ	Nirlirnaq	18	4	7	11	5	9
Old squaw	ᐊᒃᑭᐊᕐᓴᒃ	Aahangik	0	1	0	1	0	<1
Eider duck	ᒥᑏᑦ	Kingalik	50	12	70	50	56	48
White-winged scoter	ᖃᑯᕐᑕᓕᒃ ᐃᓴᕈᐊ ᐱᑦᓯᐅᓛᕐᐸᐃᑦ	White-winged scoter	0	0	2	0	0	<1
Common loon	ᑑᓪᓕᒃᔪᐊᖅ	Tuulik	0	1	0	0	0	<1
Red-throated loon	ᖃᖅᓴᐅᑦ	Qaqhuaq	2	0	0	0	0	<1
Thick-billed murre	ᐊᑉᐸᐃᑦ	Thick-billed murre	0	0	6	0	0	1
Ptarmigan[9]	ᐋᖅᓱᑏᑦ[9]	Akilgik[9]	782	242	72	213	582	378
Eggs (unspecified)[10]	ᒪᓐᓃᑦ[10]	Manniit[10]	0	2	0	0	0	<1
Goose eggs[10]	ᑲᖑᐃᑦ ᒪᓐᓂᖏᑦ[10]	Uluaguliit manniit[10]	0	2	0	11	0	3
Duck eggs[10]	ᒥᑏᑦ ᒪᓐᓂᖏᑦ[10]	Tinmiat manniit[10]	0	10	7	74	87	36
Arctic tern eggs[10]	ᐃᒥᖅᑯᑕᐃᓚᐃᑦ ᒪᓐᓂᖏᑦ[10]	Emitkutailat manniit[10]	0	0	17	0	27	9
Seagull eggs[10]	ᓇᐅᔭᐃᑦ ᒪᓐᓂᖏᑦ[10]	Nauyat manniit[10]	0	7	0	36	83	25
Arctic char[11]	ᐃᖃᓗᒃᐲᑦ[11]	Ikaliviit[11]	480	832	794	726	875	741
Arctic cisco	ᐅᑭᐅᑦᑕᕐᑐᒥ ᑲᕕᓯᓖᑦ	Kapihilik	0	344	0	0	0	69
Inconnu	ᑲᕕᓯᓕᕐᐸᐃᑦ	Aanakhiik	95	0	0	0	0	19
Cod[12]	ᐆᒪᐃᑦ[12]	Ugak[12]	0	0	0	0	66	13
Sculpin	ᑲᓇᔪᐃᑦ	Kanayuk	3	0	0	0	0	1
Turbot	ᖃᓕᕐᓖᑦ	Nataarnak	1	0	0	0	0	<1
Clams[13]	ᐊᒡᒧᒪᔪᑦ[13]	Uviluq[13]	0	0	90	703	23	163

[1-13]: See page 409 for community feedback and other sources of data.

[1-13]: ᑕᑯᒍᒃ ᒪᕐᐱᑐᒐᖅ 411 ᓄᓇᓖᑦ ᑭᐅᔪᑎᖏᑦ ᐊᒻᒪᓗ ᐊᓯᖏᑦ ᐱᒡᕕᐅᔪᑦ ᓈᒻᒪᐅᑎᓂᒃ.

[1-13]: Takulugu makpigaak 413 nunanit kiutjutinganik ovalo aalanik naunaiyautainik.

TABLE/ᓇᓗᓇᐃᔭᐅᑦ/NAUNAIKUTA 288

Annual hunter response — **All Years (June 1996 - May 2001)**

ᐊᒻᕋᒍᑕᒫᑦ ᐊᖑᓇᓱᒃᑏᑦ ᑭᐅᓂᖏᑦ — **ᑕᒪᐃᓐᓄᑦ ᐊᒻᕋᒍᓄᑦ (ᔫᓂ 1996 - ᒪᐃ 2001)**

Angujauvaktu — **Tamamik ukiuni (June 1996 - May 2001)**

Study Year/ᖃᐅᔨᓴᕐᕕᒃ ᐊᒻᕋᒍ/Ihivgiukimayut Ukiumi			1 96/97	2 97/98	3 98/99	4 99/00	5 00/01	Total ᑲᑎᑦᑐᑦ Tamakiklugin
Hunter Response Categories	**ᐊᖑᓇᓱᒃᑏᑦ ᑭᐅᓂᖏᑦ ᐊᒻᕋᓯᒪᓂᖏᑦ**	**Angunahukpaktun Kiujait**						
Monthly hunter list	ᑕᕿᑕᒫᑦ ᐊᖑᓇᓱᒃᑏᑦ	Tatkitaman angunahuktut titigait	51	64	65	70	68	75*
Hunters interviewed	ᐊᖑᓇᓱᒃᑏᑦ ᐊᐱᕐᓱᕐᑕᑦ	Angunahuktin apikhuktan	51	63	64	70	67	74*
Harvested	ᐊᖑᓇᓱᒃᑐᒥᓃᑦ	Angujaujut	42	55	46	51	51	66*
Response Rate (%)	ᑭᐅᔪᑦ ᖃᑦᓱᐅᓂᖏᑦ (%)	Kiujut (%)	93	97	88	93	93	93**

* Hunters registered/interviewed/harvested at least once during the study.
** Mean annual response rate.

* ᐊᖑᓇᓱᒃᑏᑦ ᐊᑎᓕᐅᕐᓯᒪᔪᑦ/ᐊᐱᕐᓱᕐᑕᑦ/ᐊᖑᓇᓱᒃᑐᒥᓃᑦ ᐊᑕᐅᓯᐊᕐᓗᐊᑐᑎᒃ ᖃᐅᔨᓴᕐᓂᒥ.
** ᐊᔾᔨᒌᓕᕐᑎᓯᒪᔪᑦ ᐊᒻᕋᒍᑕᒫᑦ ᑭᐅᔪᑦ.

* Angunahuktin atiliukhimajut/apikhiktaunikut/anguhimajut talvani kaujihatatiplugin.
** Atjikilirhimajut ukiumun kiutjutaujut.

TABLE/ᓇᓗᓇᐃᔭᐅᑦ/NAUNAIKUTA 289

Recall period between harvest and interview, expressed as % of total harvest records — **All Years (June 1996 - May 2001)**

ᐅᑎᕐᕕᐅᔪᑦ ᐊᑯᕐᖓᓂ ᐊᖑᓇᓱᒃᓂᖓᑕ ᐊᒻᒪᓗ ᐊᐱᕐᓱᕐᑕᐅᓂᖓᑕ, ᓇᓗᓇᐃᕐᑕᑦ ᐃᒫᒃ % ᑲᑎᑦᑐᑦ ᐊᖑᓇᓱᒃᑕᑦ ᑎᑎᕐᕐᑕᐅᒪᔪᑦ — **ᑕᒪᐃᓐᓄᑦ ᐊᒻᕋᒍᓄᑦ (ᔫᓂ 1996 - ᒪᐃ 2001)**

Angunahuktin apikhuktaujut, iluakhagaujutl % tamakiklugit angujauhimajut umajut — **Tamamik ukiuni (June 1996 - May 2001)**

Study Year/ᖃᐅᔨᓴᕐᕕᒃ ᐊᒻᕋᒍ/Ihivgiukimayut Ukiumi			1 96/97	2 97/98	3 98/99	4 99/00	5 00/01	Total ᑲᑎᑦᑐᑦ Tamakiklugin
Recall Period	**ᐅᑎᕐᕕᐅᔪᑦ**	**Pigiakvia**						
≤ 3 months	≤ 3 ᑕᕿᑦ	≤ tatkin pingahut	100	74	84	89	84	86
4-6 months	4-6 ᑕᕿᑦ	tatkin hitaman 6nut	0	26	14	6	16	13
> 6 months	> 6 ᑕᕿᑦ	> 6 tatkin	0	0	2	5	0	1

TABLE/ᓇᓗᓇᐃᔭᐅᑦ/NAUNAIKUTA 290

Number of hunters harvesting each species
ᖃᑦᓯᐅᓂᖏᑦ ᐊᖑᓇᓱᒃᑏᑦ ᐊᖑᓇᓱᒃᐸᑦᑐᑦ ᐊᑐᓂᒃ ᐆᒪᔪᕐᓂᒃ
Angunahuktin angutivaktun umajunik

All Years (June 1996 - May 2001)
ᑕᒪᐃᓐᓄᑦ ᐊᒃᕋᒍᓄᑦ (ᔫᓂ 1996 - ᒪᐃ 2001)
Tamamik ukiuni (June 1996 - May 2001)

Study Year/ᖃᐅᔨᓴᕐᓂᒃ ᐊᒃᕋᒍ/Ihivgiukimayut Ukiumi			1	2	3	4	5	Total ᑲᑎᕐᑐᑎᑦ Tamakiklugin
			96/97	97/98	98/99	99/00	00/01	
Species	**ᐆᒪᔪᑦ**	**Umajuin**						
Caribou	ᑐᒃᑐᐃᑦ	Tuktut	5	7	3	7	4	15
Musk-ox	ᐅᒥᒃᒪᐃᑦ	Umingmait	11	1	4	2	5	17
Polar bear#	ᓇᓄᐃᑦ#	Nanuit#	n/d	n/d	n/d	n/d	n/d	n/d
Wolf	ᐊᒪᕈᐃᑦ	Amagut	2	3	1	1		7
Arctic fox	ᑎᓇᒐᓐᓂᐊᑦ	Tigiganiat	1	2	2	1	5	6
Arctic hare	ᐅᑲᓖᑦ	Ukalik	4	1	3	2	1	9
Ringed seal	ᓇᑦᓱᑦ	Natiinat	33	37	30	38	38	52
Bearded seal	ᐅᒡᔪᐃᑦ	Ukyuk	10	10	6	11	6	20
Harp seal	ᖃᐃᕈᓖᑦ	Qairulik	5	4	3	1	2	9
Walrus	ᐊᐃᕕᑦ	Akvik	5	2	3	2	1	8
Narwhal	ᑑᒫᓖᑦ ᕿᓚᓗᒐᑦ	Tuugaak	1	1	2	5	2	8
Beluga	ᖃᑯᑦᑕ ᕿᓚᓗᒐᑦ	Kilalugak	3	8	14	9	15	32
Snow goose	ᑲᖑᐃᑦ	Kanguq	5	5	3	3	9	19
Canada goose	ᓂᕐᓖᑦ ᐅᓗᐊᒍᓐᓖᑦ	Nikliknik		1	1			1
Brant goose	ᓂᕐᓕᕐᓇᐃᑦ	Nirlirnaq	5	2	1	4	2	14
Old squaw	ᐊᒃᒋᐊᕐᔪᒃ	Aahangik		1		1		2
Eider duck	ᒥᑏᑦ	Kingalik	6	2	6	6	6	19
White-winged scoter	ᖃᑯᕐᑕᓕᒃ ᐃᓴᕈᐊ ᐱᑦᓯᐅᓛᕐᐸᐃᑦ	White-winged scoter			1			1
Common loon	ᑑᓪᓕᒃᔪᐊᖅ	Tuulik		1				1
Red-throated loon	ᖃᖅᓴᐅᑦ	Qaqhuaq	1					1
Thick-billed murre	ᐊᕐᐸᐃᑦ	Thick-billed murre			3			3
Ptarmigan	ᐊᕿᒡᒋᑦ	Akilgik	24	23	15	13	18	39
Eggs (unspecified)	ᒪᓐᓃᑦ	Manniit		1				1
Goose eggs	ᑲᖑᐃᑦ ᒪᓐᓂᖏᑦ	Uluaguliit manniit		1		1		2
Duck eggs	ᒥᑏᑦ ᒪᓐᓂᖏᑦ	Tinmiat manniit		2	2	1	3	6
Arctic tern eggs	ᐃᒥᖅᑯᑕᐃᓚᐃᑦ ᒪᓐᓂᖏᑦ	Emitkutailat manniit			1		4	5
Seagull eggs	ᓇᐅᔭᐃᑦ ᒪᓐᓂᖏᑦ	Nauyat manniit		5		1	5	9
Arctic char	ᐃᖃᓗᒃᐲᑦ	Ikaliviit	19	35	28	25	23	50
Arctic cisco	ᐅᑭᐅᑦᑦᑐᒥ ᑲᕕᓯᓖᑦ	Kapihilik		13				13
Inconnu	ᑲᕕᓯᓕᕐᐸᐃᑦ	Aanakhiik	1					1
Cod	ᐆᒪᐃᑦ	Ugak					2	2
Sculpin	ᑲᓇᔪᐃᑦ	Kanayuk	1					1
Turbot	ᖃᓕᕋᓖᑦ	Nataarnak	1					1
Clams	ᐊᒃᒧᒪᔪᑦ	Uviluq			1	9	1	10

‡‡ No data are available corresponding to the harvest numbers shown in the harvest estimates table which were provided by DSD.

‡‡ ᑎᑎᕋᓯᒪᔪᓂᒃ ᐱᑕᖃᖅᑐᑦᑐᖅ ᐱᔾᔪᑎᓕᖅᓂᒃ ᐊᖑᔭᑦ ᖃᕐᓯᐅᓂᖏᖅᓄᑦ ᐊᓚᒃᑲᐅᒪᔪᓄᑦ ᐊᖑᔭᓄᑦ ᓇᓚᐅᑦᕐᕈᑎᓂ ᑐᓂᔭᖏᖅᓂ ᐃᑯᐱᕐᕕᓕᕆᔨᑦ.

‡‡ Nahagauhimaitut titigakhimajunik pitman kanuk angujaukatakhimajunik kanukitunit pijaumajut ikupiktulikijinik.

6.1.12 Community Results Discussion: Resolute Bay

The survey frame:
An assessment of under-enumeration during the community visit indicated that there were very few hunters who were not registered in the Harvest Study.

Survey coverage and non-response bias:
With the exception of a few months, response rates were high throughout the study. As seen in Table 9 the consistent intentional non-response rate in Resolute Bay was 2.7%, and was not thought to be a potential source of non-response bias.

Response rates were felt to be high enough and non-response bias low enough in all years to ensure that n did in fact constitute a sufficiently representative sample of N hunters.

Measurement issues and response error:
It was reported that some hunters did not always report their children's harvest. Hunters also reported that they were not always interviewed every month. This can be seen in the recall period tables. These tables show that while the majority of harvest records were collected within three months of the harvest there were some months of the study where there was an increase in the percentage of records with recall periods of four to six months. There were however only four months during the study where records with recall periods of over six months were found. The longer recall periods in some months may have introduced some measurement error due to a reduced ability of hunters to remember their harvests. Hunters would then need to estimate their harvest and would often under-estimate.

It was also reported that at the start of the study many hunters did not understand why it was being done and were afraid that it was going to cause further limits to harvesting. They would then be reluctant to report their full harvest. All of these issues may have resulted in an under-reporting of the community harvest and should be considered by readers using the harvest data provided.

Community feedback and other sources of data:

1. **Caribou:** Caribou harvesting near the community consisted of Peary caribou. The HTO banned community hunts for conservation reasons in 1994 and received recognition for this. This is the reason the numbers are low; not due to lack of need. The community has ordered caribou from other communities to make up for lack of meat available locally. Harvest estimates include some barren-ground and island caribou from other areas and seem accurate (C.F.).
2. **Musk-ox:** The community feels that although sport hunts were not recorded during the Harvest Study they should be considered since the meat from these hunts is kept and consumed in the community (C.F.). Some years the harvest estimates look too low, others seem close to the subsistence harvests. DSD reports the following subsistence harvest numbers for musk-ox (DSD MXa):

96/97	97/98	98/99	99/00	00/01
16	n/d	14	7	6

3. **Polar bear:** Numbers displayed are not estimates but confirmed harvest numbers supplied by DSD (DSD PB).
4. **Arctic fox:** Harvest estimates in years 3 and 4 seem too low. The higher estimate in year 5 looks accurate since fur prices were higher in that year (C.F.).
5. **Marine mammals:** Hunters report that in year 3 the bay was open and conditions were favorable for harvesting. In years 1 and 2 there were patches of ice which impaired harvesting. This effect was discussed for both whales and walrus (C.F.).
6. **Walrus:** As discussed, walrus have been less abundant in some years due to ice conditions. Harvest estimates seem a little high in year 1 but look accurate in other years (C.F.).
7. **Narwhal:** The annual quota was 32 animals. Not all were taken each year but harvest estimates in years 1, 2, 3 and 5 still appear to be low (C.F.). DFO reports the following harvest numbers for narwhal (note that DFO data are based on fiscal years, whereas Harvest Study data are based on harvest years that run from June to May) (DFO N/B):

96/97	97/98	98/99	99/00	00/01
2	7	9	1	12

8 **Beluga:** The harvest estimate in year 1 seems too low. Estimates in other years look more accurate (C.F.). DFO reports the following harvest numbers for beluga (note that DFO data are based on fiscal years, whereas Harvest Study data are based on harvest years that run from June to May) (DFO N/B):

96/97	97/98	98/99	99/00	00/01
11	20	21	7	0

9 **Ptarmigan:** There is a lot of variation from year to year and although hunters recall year 3 being a bad year for ptarmigan, it is still felt that the harvest estimate for this year is somewhat low (C.F.).

10 **Eggs:** Many eggs were not reported by hunters. In year 1 no eggs were reported since hunters were not asked about their eggs. Other eggs that are harvested in large numbers are: eider duck eggs and arctic tern eggs. There is an arctic tern colony near the community where many young people go to gather eggs. Since children were not registered in the study and many did not report through their parents in this community many of these eggs were not reported (C.F.).

11 **Arctic char:** The harvest estimate in year 1 seems low. Estimates in other years look more accurate (C.F.).

12 **Cod:** Cod are often harvested when they are washed ashore. Most of these fish were not reported resulting in low harvest estimates (C.F.).

13 **Clams:** Some hunters have been diving for clams since 1987 so there are some taken each year. Data from years 1 and 2 with no reported harvests appear to be inaccurate. Harvest estimates in years 3 and 5 also appear to be low (C.F.).

6.1.12 ᓄᓇᓕᓐᓂ ᓴᖅᑭᑕᐅᔪᓂᒃ ᐅᖃᖃᑎᒌᒃᑐᑎᑦ: ᖃᐅᔨᐃᑦᑐᖅ

ᖃᐅᔨᓴᓂᐅᑉ ᐋᖅᑭᐅᒪᓂᖓ:

ᑐᑭᓯᔭᐅᓇᓱᑦᑎᓗᒋᑦ ᐊᑎᓕᐅᓇᖏᓗᐊᕐᓂᑦ ᓄᓇᓕᑦ ᐳᓚᕋᖅᑕᐅᑎᓗᒋᑦ ᑕᓱᑎᑦᓯᓚᐅᖅᑐᑦ ᖃᑦᑏᓐᓇᓘᓚᐅᕐᓂᖏᓐᓂᒃ ᐊᖑᓇᓱᒃᑎᑦ ᐊᑎᖃᖃᑕᐅᖏᑦᑐᐃᑦ ᖃᐅᔨᓴᓂᕐᒧᑦ.

ᖃᐅᔨᓴᖅᑕᐅᔪᑦ ᐊᒻᒪ ᐃᓚᓕᐅᓇᔭᐅᑭᖏᑦᑐᑦ ᑭᐅᖏᑦᑐᑦ:

ᑕᖅᑭᑦ ᖃᑦᑎᒐᓛᑦ ᐱᖃᓯᐅᖏᑦᑐᒋᑦ, ᑭᐅᑭᑦᑎᒋᓂᖏᑦ ᐅᓄᖅᑑᑦᓴᐃᓐᓇᖅᐸᓚᐅᖅᑐᑦ ᖃᐅᔨᓴᕐᓂᖃᓂᓚᒫᖓᓂ. ᑕᑎᑦᓯᒻᒪᑕ ᓇᓚᖅᑲᒥ 9 ᐱᔫᓇᓗᑎᒃ ᑭᐅᑦᑕᐃᓕᑦᓴᐃᓐᓇᐸᑦᑐᑦ ᖃᐅᓯᐃᑦᑐᒥ 2.7%ᒥᓚᐅᖅᑐᖅ, ᐊᒻᒪᓗ ᐃᓱᒪᒋᔭᐅᓚᐅᖏᑦᑐᖅ ᐱᒍᑕᐅᑐᐃᓐᓇᕆᖅᖃᖓᓂᒃ ᑭᐅᑭᖏᑦᑐᓂᒃ ᐃᓚᓕᐅᓇᖏᓗᐊᕐᓂᕐᒧᑦ.

ᑭᐅᑭᑦᑎᒋᓂᖏᑦ ᐊᒥᓲᑦᑎᐊᕋᓱᒋᔭᐅᓚᐅᖅᑐᑦ ᐊᒻᒪᓗ ᑭᐅᑭᖏᑦᑐᑦ ᐅᓄᓗᐊᕋᑎᒃ ᐅᑭᐅᓕᓂ ᑖᒃᑯᐊ ᐊᐱᖅᓱᖅᑕᐅᑭᑦᑐᑦ ᖃᑦᑎᐅᓂᖏᑦ ᒥᑦᓴᐅᓯᓯᒪᑦᑎᐊᕐᓂᖏᓐᓂᒃ ᐊᖑᓇᓱᑦᑎᓂᒃ ᐊᑎᖃᖃᑕᐅᔪᓂᒃ.

ᓱᖅᑯᐃᖅᓯᔫᑎᓈᓕᖓᔪᑦ ᐊᒻᒪ ᑭᐅᔫᑎᑦ ᑕᒻᒪᖅᓯᒪᐅᖅᑐᑦ:

ᖃᐅᓯᐅᓚᐅᖅᑐᖅ ᐃᓚᖏᑦ ᐊᖑᓇᓱᒃᑎᑦ ᐅᖃᐅᓯᖃᑦᑕᐃᓐᓇᖅᐸᒪᐅᖏᓐᓂᖏᓐᓂᒃ ᕿᑐᕐᖓᒥᑕ ᐊᖑᓇᒃᑕᒥᓂᕐᒥᓂᒃ. ᐊᖑᓇᓱᒃᑎᑦ ᐅᖃᖅᐸᓚᐅᕐᒥᔪᑦ ᐊᐱᖅᓱᖅᑕᐅᑦᑕᐃᓐᓇᖅᐸᒪᐅᖏᓐᓂᖏᓐᓂᒃ ᑕᖅᑭᑕᒫᑦ. ᑕᒪᓐᓇ ᑕᑯᔭᐅᔪᓐᓇᖅᑐᖅ ᐊᑯᑦᑐᑎᒋᓂᖏᓐᓂᒃ ᐃᖅᑲᖅᓴᐊᖅᑲᖅᐸᑦᑕᒥᑕ ᓇᓚᖅᑲᖏᓐᓂ. ᑕᒪᒃᑯᐊ ᓇᓚᖅᑲᐃᑦ ᑕᑯᑦᓯᔪᑦ ᐅᓄᖅᓴᐃᑦ ᐊᓚᑦᑕᐅᓯᒪᔪᑦ ᓄᐊᑕᐅᓯᖅᓱᕐᓗᐊᖅᑐᑎᒃ ᑕᖅᑭᑦ ᐱᖓᓱᑦ ᑐᖓᒍᑦ ᐆᒪᔪᓚᐅᖅᑎᓗᒋᑦ ᐃᓚᖏᓐᓂ ᑕᖅᑭᐅᔪᓂ ᖃᐅᔨᓴᕐᓂᖅᑎᓗᒍ ᐅᓄᖅᓯᐊᖅᓯᒪᕝᓚᐅᕐᒥᔪᑦ ᖃᑦᑎᐅᑎᒋᓂᖏᓐᓂᒃ ᐊᑯᑦᑐᓂᖅᓴᐅᓯᕝᓂᖏᑦ ᐃᖅᑲᖅᓴᐊᖅᑲᖅᐸᑦᑕᒥᑦ ᑕᖅᑭᑦ ᐊᕐᕕᓂᑦ ᐅᖓᒌᓄᖅᓴᐅᔪᓂᒃ. ᐊᑯᑦᑐᓂᖅᓴᐅᓯᕝᓂᖏᑦ ᑕᖅᑭᐅᔪᓂ ᓴᖅᑮᕈᑕᐅᔪᑦᓴᐅᓐᓂᖅᐳᖅ ᑕᒻᒪᖅᓯᒪᐅᖅᑐᓂᒃ ᐃᖅᑲᐅᒪᑦᑎᐊᕝᓂᖏᖅᓴᐅᓯᓲᖓᓂᖏᓐᓂᑦ ᐊᖑᓇᓱᒃᑎᑦ ᐆᒪᔪᖅᑕᒥᓂᕐᒥᓂᒃ. ᐊᖑᓇᓱᒃᑎᑦ ᒥᑦᓴᐅᓯᒋᐊᖅᓯᕝᕙᓚᐅᖅᑐᑦ ᐆᒪᔪᖅᑕᒥᓂᕐᒥᓂᒃ ᐊᒻᒪᓗ ᑐᖓᐅᑦᑎᓗᐊᕋᔪᒃᑦᑐᑎᒃ.

ᐅᖃᐅᓯᐅᓚᐅᕐᒥᔪᖅ ᖃᐅᔨᓴᕐᓂᐅᑉ ᐱᒋᐊᕐᓂᖓᓂ ᐅᓄᖅᑐᑦ ᐊᖑᓇᓱᒃᑎᐅᔪᑦ ᑐᑭᓯᐅᒪᖃᑦᑕᖏᓐᓂᖏᓐᓂᒃ ᓱᒻᒪ ᐱᓕᕆᐊᖑᒻᒪᖕᒑᑦ ᐊᒻᒪᓗ ᓯᕗᕋᒋᔭᖃᖅᑐᑎᒃ ᑭᒡᓕᓕᐅᕈᔭᐅᒃᑲᓐᓂᖕᒑᖅᑐᑎᒃ ᐆᒪᔪᖅᑐᑦᑕᒥᓂᒃ. ᑕᒪᒃᑯᐊ ᐱᔾᔪᑕᐅᔪᑦ ᐅᖃᐅᓯᖃᖏᓗᐊᕈᑕᐅᓕᓚᐅᓯᔪᒥᓂᑦ ᓄᓇᓕᓐᓂ ᐆᒪᔪᖅᑕᐅᔪᓂᒃ ᐊᒻᒪᓗ ᐃᓱᒪᒋᔭᐅᔪᑦᓴᐅᕗᑦ ᐅᖃᓚᒫᖅᑐᓄᑦ ᐊᑐᕐᓂᐊᕈᓐᓂᔪᒃ ᐆᒪᔪᖅᑕᐅᔪᓂᒃ ᐊᒻᒪᓗ ᐃᓱᒪᒋᔭᐅᔪᑦᓴᐅᕗᑦ ᐅᖃᓚᒫᖅᑐᓄᑦ ᐊᑐᕐᓂᐊᕈᓐᓂᔪᒃ ᐆᒪᔪᖅᑕᐅᑦᑐᓄᑦ ᐊᑦᓚᑕᐅᓯᒪᔪᐃᑦ.

ᓄᓇᓕᒻᒥ ᑭᐅᔫᑎᑦ ᐊᒻᒪᓗ ᐊᓯᖏᑦ ᐊᑦᓚᑕᐅᓯᒪᔪᑦ:

[1] **ᑐᒃᑐᐃᑦ:** ᑐᒃᑐᑦᑕᐅᑭᑦᑐᑦ ᑐᑦᑐᐊᕐᔪᑭᑦᑐᑦ ᓄᓇᓕᑦ ᖃᓂᒋᔭᖓᓂ. ᐊᖑᓇᓱᒃᑐᓕᓇᔨᒃᑯᑦ ᓄᖅᑲᖓᑎᑦᓯᒃᑲᐃᓐᓇᓚᐅᖅᓯᒪᔪᑦ ᐊᖑᓇᓱᑦᑕᐅᑭᖏᓐᓂᒃ ᓄᓇᓕᒻᒥᐅᓄᑦ ᐱᓗᐊᖅᑕᐃᓕᓂᖅ ᐱᑦᓗᒍ 1994ᒥ ᑕᒪᓐᓇᓗ ᐃᓕᑕᓇᔭᐅᔪᑎᑦᓗᒍ. ᑕᒪᓐ ᐱᑦᓗᒍ ᖃᑦᑎᐅᓂᖏᑦ ᑐᒃᑐᑕᐅᔪᒥᓂᑦ ᖃᑦᑏᓐᓇᐅᓚᕿᕐᕐᑦ; ᐱᔪᒪᔭᐅᖏᓐᓂᖏᓐᓄᖏᑦᑐᖅ. ᓄᓇᓕᑦ ᑎᑭᓴᐃᖃᑦᑕᓚᐅᖅᑐᑦ ᓄᓇᓕᓐᓂᑦ ᐊᓯᖏᓐᓂᑦ ᓂᕿᒃᓴᕈᓗᐊᕐᕕᓗᒍ ᓄᓇᓕᖓᓂ. ᐱᔭᐅᑦᑐᑦ ᖃᑦᑎᐅᓂᖏᑦ ᐃᓚᖃᖅᑐᑎᒃ ᓄᓇᒥᐅᑕᓂᒃ ᐊᒻᒪᓗ ᕿᑭᖅᑕᒥᐅᑕᓂᒃ ᐊᓯᖏᓐᓂᓗ ᓈᒻᒪᑦᑑᔭᖅᑐᑦ (C.F.).

[2] **ᐅᒥᖓᐃᑦ:** ᓄᓇᓕᑦ ᐃᓱᒪᓯᒪᔪᑦ ᐅᒥᖓᓂᐊᕈᔾᔨᓂᐅᑭᑦᑐᑦ ᐊᑭᓖᔪᓂᒃ ᐊᑦᓚᑕᐅᑭᓚᐅᖏᒃᑲᓗᐊᖅᑐᑎᒃ ᖃᐅᔨᓴᕐᓂᖃᖅᑎᓗᒍ ᐃᓱᒪᒋᖃᓯᐅᔭᐅᕐᔪᔭᐅᓗᑎᒃ ᓂᕿᖏᑦ ᑕᐃᒪᐃᑦᑐᒃᑯᑦ ᐱᔭᐅᔪᑦ ᓂᕿᒃᓴᐅᓯᑭᒻᒪᑕ ᓄᓇᓕᐅᔪᒥ (C.F.). ᐃᓚᖏᓐᓂ ᐅᑭᐅᖓᔪᓂ ᐅᒥᖓᒃᑕᒥᓂ ᖃᑦᑎᐅᓂᖏᑦ ᐊᑦᑎᓗᐊᖅᑑᔭᖅᑐᑦ, ᐊᓯᖏᓐᓂ ᓈᒻᒪᖅᑯᑐᐃᓐᓇᖅᑐᑎᒃ ᓂᕿᒃᓴᒍᑦ ᐅᒥᖓᒃᑕᐅᔪᒥᓂᕐᓂᒃ. ᐃᑯᐱᕝᕕᓕᓇᔨᒃᑯᑦ ᐊᑦᓚᓯᒪᔪᖏᓐᓂ ᐅᑯᐊ ᐅᒥᖓᒃᑕᐅᓚᐅᖅᓯᒪᓂᑰᑦ ᓂᕿᒃᓴᒍᑦ (DSD MXa):

96/97	97/98	98/99	99/00	00/01
16	n/d	14	7	6

[3] **ᓇᓄᐃᑦ:** ᓈᓴᐅᑎᑦ ᑕᑯᔭᒃᓴᐅᔪᑦ ᒥᑦᓴᐅᓯᕈᑎᑐᐃᓐᓇᐅᖏᑦᑐᑦ ᑭᓯᐊᓂ ᓈᓴᖅᑕᐅᓯᒪᓪᓚᑦᑖᖅᑐᑦ ᓄᓇᑑᑦ ᒐᕙᒪᒃᑯᑦ ᐃᑯᐱᕝᕕᓕᓇᔨᒃᑯᖏᓐᓄᑦ (DSD PB).

[4] **ᑎᓇᒐᓂᐊᑦ:** ᑎᓇᒐᓂᐊᖅᑕᐅᑭᑦᑐᑦ ᐅᑭᐅᓂ 3 ᐊᒻᒪ 4 ᐊᑦᑎᓗᐊᖅᑑᔭᖅᑐᑦ. ᐅᓄᕐᓂᖅᓴᐅᓯᒪᓂᖏᑦ ᐅᑭᐅᖓᓂ 5 ᒥᑦᓯᖃᑦᑎᐊᖅᑰᔾᔪᔪᖅ ᑎᓇᒐᓂᐊᔭᐃᑦ ᐊᑭᑐᓂᖅᓴᐅᓚᐅᕐᓂᖏᓐᓄᑦ ᐅᑭᐅᒥ ᑕᐃᑲᓂ (C.F.).

[5] **ᐳᐃᔨᑦ:** ᐊᖑᓇᓱᒃᑎᑦ ᐅᖃᖅᐸᓚᐅᖅᑐᑦ ᐅᑭᐅᖓᓂ 3 ᑕᓇᐅᖓ ᐃᒪᐅᑦᑎᐊᓚᐅᕐᓂᖓᓄᑦ ᓱᑦᑎᐊᖓᑦᑐᓂᓗ ᐊᖑᓇᓱᒋᐊᕈᓐᓂᖅᑐᓂ. ᐅᑭᐅᖏᓐᓂ 1 ᐊᒻᒪ 2 ᓯᑯᖃᐅᖅᐸᓚᐅᕐᓂᖓᓄᑦ ᓇᐅᒃᑯᑦ ᐆᒪᔪᓪᓗᐊᕐᓇᖅᐸᓚᐅᖏᑦᑐᓂ. ᑕᒪᑦᓯᒪ ᐊᑦᑐᐃᒍᑕᐅᔫᑉ ᐅᖃᐅᓯᐅᓯᒪᔪᖅ ᑕᒪᒃᑭᓐᓄᑦ ᕿᓚᓗᒐᕐᓄᑦ ᐊᐃᕝᕕᕐᓄᓗ (C.F.).

[6] **ᐊᐃᕝᕕᑦ:** ᐅᖃᐅᓯᐅᒻᒪᑦ, ᐊᐃᕝᕕᑦ ᐊᑐᐃᓐᓇᐅᖏᓐᓂᖅᓴᐅᖃᑦᑕᖅᓯᒪᔪᑦ ᐅᑭᐅᑦ ᐃᓚᖏᓐᓂ ᓯᑯᖃᐅᖅᓂᖓᓄᑦ. ᐊᐃᕝᕕᖅᑕᐅᔪᑦᑐᑦ ᖁᑦᑎᓗᐊᕋᔪᖅᑰᔾᔪᔪᑦ ᐅᑭᐅᒥ 1 ᑭᓯᐊᓂ ᒥᑦᓴᐅᓯᒪᑦᑎᐊᖅᑑᔭᖅᑐᑎᒃ ᐅᑭᐅᓂ ᐊᓯᖏᓐᓂ (C.F.).

[7] **ᐊᓪᓐᓐᖓᐊᑦ:** ᐊᕐᕋᒍᑕᒫᑦ ᑰᑕᖃᖅᐸᓚᐅᖅᑐᖅ 32ᓂᒃ. ᑕᒪᕐᒥᒃ ᐱᔭᐅᑦᓴᐃᓐᓇᖅᐸᓚᐅᖏᑦᑐᑦ ᐊᕐᕋᒍᑕᒫᑦ ᑭᓯᐊᓂᑦᑕᐅᖅ ᐊᓪᓚᓐᓐᖓᐊᖅᑕᒥᓂᑦ ᐅᑭᐅᖏᓐᓂ 1, 2, 3 ᐊᒻᒪ 5 ᓱᓕ ᐊᑦᑎᓗᐊᖅᑑᔭᖅᑐᑦ (C.F.). ᐃᒪᕐᒥᐅᑕᓕᓇᔨᒃᑯᓐᓄᑦ ᐊᓪᓚᑕᐅᓯᒪᔪᐃᑦ ᐅᑯᐊ ᓈᓴᐅᑎᑦ ᑑᒐᓕᖅᑕᒥᓂᕐᓄᑦ (ᖃᐅᔨᒪᒋᑦ ᐃᒪᕐᒥᐅᑕᓕᓇᔨᒃᑯᑦ ᓈᓴᐅᑎᖏᑦ ᒪᓕᒻᒪᑕ ᑮᓇᐅᔭᖅᑑᑎᒋᓚᑦᑕᒥᑕ ᐅᑭᐅᖏᓐᓂᒃ, ᐆᒪᔪᖅᑕᐅᑦᑐᓂᓪᓕ ᐊᓪᓚᓯᒪᔪᖏᑦ ᒪᓕᖓᕐᒪᑕ ᐱᒋᐊᕐᕕᖅᑐᑎᒃ ᔪᓂᒥᑦ ᒪᐃᒧᕐ) (DFO N/B):

96/97	97/98	98/99	99/00	00/01
2	7	9	1	12

8 **ᕿᓚᓗᒐᐃᑦ:** ᕿᓚᓗᒐᖅᑕᐅᔪᒥᓂᑦ ᐅᑭᐅᒥ 1 ᐊᑦᑎᓗᐊᖅᑑᔭᖅᑐᑦ. ᒥᑦᓴᐅᑕᐅᓯᒪᔪᑦ ᐅᑭᐅᓂ ᐊᓯᖏᓐᓂ ᓇᓚᒧᑦᑎᐊᓂᖅᓴᐅᔭᖅᑐᑎᒃ (C.F.). ᐃᒪᑦᒥᐅᑕᓕᓇᔨᒃᑯᓐᑦ ᐅᑯᐊ ᑎᑎᖅᑕᐅᓯᒪᔪᑦ ᓈᓴᐅᑎᑦ ᕿᓚᓗᒐᖅᑕᐅᑦᑐᓂᒃ (ᖃᐅᔨᒪᒋᑦ ᐃᒪᑦᒥᐅᑕᓕᓇᔨᒃᑯᑦ ᓈᓴᐅᑎᖏᑦ ᒪᓕᒻᒪᑕ ᑮᓇᐅᔭᖅᑑᑎᒋᑦᑕᒥᑕ ᐅᑭᐅᖏᓐᓂᒃ, ᐆᒪᔪᖅᑕᐅᑦᑐᓂᓪᓗ ᐊᓪᓚᓯᒪᔪᖏᑦ ᒪᓕᖕᒐᕐᒪᑕ ᐱᒋᐊᕐᕕᖃᖅᑐᑎᒃ ᔪᓂᒥᑦ ᒪᐃᒧᑦ) (DFO N/B):

96/97	97/98	98/99	99/00	00/01
11	20	21	7	0

9 **ᐊᑭᒋᑦ:** ᐊᔾᔨᒌᖏᓐᓂᖃᕈᓘᔭᓚᐅᖅᑐᖅ ᐅᑭᐅᑕᒫᑦ ᐊᒻᒪᓗ ᐊᖑᓇᓱᒃᑎᑦ ᐊᐅᓚᔨᓂᕋᕐᓗᐊᖅᑐᑎᒃ ᐅᑭᐅᑦ ᐱᖓᔪᖓᓐ ᐊᖅᑭᒋᓐᓇᑦᑎᐊᓚᐅᖏᓐᓂᖓᓂᒃ, ᐃᓱᒪᒋᔭᐅᔪᖅ ᐊᑭᒋᖅᑕᐅᔪᒥᓂᑦ ᑕᐃᑲᓂ ᐅᑭᐅᒥ ᖃᑦᑏᓐᓇᐅᓗᐊᕐᕋᔪᓂᖏᓐᓂᒃ (C.F.).

10 **ᒪᓐᓂᑦ:** ᐅᓄᖅᑐᑦ ᒪᓐᓂᑦ ᐅᖃᐅᓯᐅᑦᓚᐅᖏᑦᑐᑦ ᐊᖑᓂᐊᖅᑎᓄᑦ. ᐅᑭᐅᒥ 1 ᒪᓐᓂᑕᖅᑕᒥᓂᕐᒥᒃ ᐅᖃᐅᓯᐅᔪᖃᓚᐅᕋᓂᓗ ᐊᐱᓇᔭᐅᑦᓐᓂᖏᒻᒪᑕ ᐊᖑᓇᓱᒃᑎᑦ ᒪᓐᓂᑕᖅᑕᒥᓂᕐᒥᒃ. ᐊᓯᖏᑦ ᒪᓐᓂᑦ ᐱᔭᐅᐃᔾᔪᐊᖅᐸᑦᑐᑦ ᐅᑯᐊᖑᔪᑦ: ᒥᑎᑦ ᒪᓐᓂᖏᑦ ᐃᒥᖅᑯᑕᐃᓚᐃᓪᓗ. ᖃᓂᒋᔭᖓᓂ ᐃᒥᖅᑯᑕᐃᓚᐃᑦ ᐃᑦᕕᖃᖅᐸᒻᒪᑕ ᐃᓅᓱᑦᑐᓄᑦ ᒪᓐᓂᑕᓇᐊᕐᕕᐅᒪᔪᒃᑐᓂ. ᓱᕈᓰᑦ ᐊᑎᖃᖃᑕᐅᓚᐅᖏᓐᓂᖏᓐᓄᑦ ᖃᐅᔨᓴᓐᓂᕐᒧᑦ ᐊᒻᒪᓗ ᐅᓄᖅᑐᑦ ᐊᖏᔪᖅᑳᒥᒍᑦ ᐅᖃᐅᓯᐅᑦᓐᖏᑦᑐᑎᒃ ᑕᑦᑭᓂ ᓄᓇᓕᐅᔪᒥ ᐅᓄᖅᑐᑦ ᑕᒪᒃᑯᐊ ᒪᓐᓂᑕᖅᑕᐅᓂᑯᐃᑦ ᐅᖃᐅᓯᐅᑦᓚᐅᓐᖏᑦᑐᑦ (C.F.).

11 **ᐃᖃᓗᐃᑦ:** ᐃᖃᓗᒃᑕᐅᔪᒥᓂᑦ ᐅᑭᐅᒥ 1 ᐊᑦᑎᓗᐊᖅᑑᔭᖅᑐᑦ. ᐊᓯᖏᓐᓂ ᐅᑭᐅᖑᔪᓂ ᓇᓚᐅᑦᓯᓂᖅᓴᐅᔭᖅᑐᑎᒃ (C.F.).

12 **ᐆᒪᐃᑦ:** ᐆᒪᐃᑦ ᐱᔭᐅᒪᔪᓲᖑᔪᑦ ᓯᔾᔭᓲᔾᔭᐅᒪᐃᒻᒪᑕ. ᐅᓄᕐᓂᖅᓴᐃᑦ ᐆᒪᐃᑦ ᐱᔭᐅᓚᑦᑐᑦ ᐅᖃᐅᓯᐅᓚᐅᖏᓐᓂᖏᓐᓄᑦ ᖃᑦᑏᓐᓇᐅᓗᐊᖅᓯᒪᔪᑦ ᐆᒪᖅᑕᐅᔪᒥᓂᕐᓄᑦ ᓈᓴᖅᑕᐅᓯᒪᔪᐃᑦ (C.F.).

13 **ᐊᒻᒫᒪᔪᐃᑦ:** ᐃᓚᖏᑦ ᐊᖑᓇᓱᒃᑎᑦ ᐊᖅᑲᐅᒪᓪᓗᑎᒃ ᐊᒻᒫᒪᔪᖅᑕᖃᑦᑕᖅᓯᒪᓕᖅᑐᑦ 1987ᒥᓂᑦ ᑕᑭᑭ ᐊᕐᕌᒍᑕᒫᑦ ᐱᔭᐅᓚᖅᐳᑦ. ᐊᓪᓚᓯᒪᔪᓂ ᐅᑭᐅᓂ 1 ᐊᒻᒪ 2 ᐅᖃᐅᓯᐅᖏᑦᑐᒥᓂᐅᓂᖏᑦ ᐊᒻᒫᒪᔪᖅᑐᖃᓐᓂᕐᒪᖔᑦ ᓇᓚᐅᑦᓯᓯᒪᔪᔫᖏᑦᑐᖅ. ᐊᒻᒫᒪᔪᖅᑕᒥᓂᓪᓗ ᐅᑭᐅᖏᓐᓂ 3 ᐊᒻᒪ 5 ᖃᑦᑏᓐᓇᐅᓗᐊᖅᑑᔭᕐᒥᔪᑦ (C.F.).

6.1.12 Nunanit Iniktigutait Ukauhiit: Qausituq

Ihivgiuktit Atugutait:
Ihivgiufaakhimayut ataani nauyaiyagutaini nunani pulaakhimatitlugit takukhauyut ikitut umayukhiuktit titigakgaktauhimaitut Umayukhiukhimayut Ihivgiuktitlugit.

Ihivgiuktauhimayut ovalo kiuyuitut ihumagiyait:
Kihimi ikitut tatkikhiutit, kiuhimayut naunaiyautait angiyut tamaat ihivgiuktuni. Takulaaktuk ikpatauyami 9mi pikatainaktut kiuyuitut naunaiyautait Qausituqmi 2.7%kuyut ovalo ihumagingitait anginiaktut kiuyuitut naunaiyautaini.

Kiuhimayut naunaiyautait naamakhutik ovalo kiuyuitut ihumagiyait mikivlutik piyaami nni pihimanmata nakuuyumik uktugutaini Nni umayukhiuktini.

Atugutingit ihumagiyait ovalo kiuhimayut ihuinaagutait:
Tuhaktaitauhimayugut ilangit umayukhiuktit tuhaktitihimangitait nutakaminik umayukhimayainik. Umayukhiuktit tuhaktitihimayut ilaani ukakatigiyauyuitut ilaani tatkikhiutini. Hamna takulaaktuk utiktitihimayuni ukafaakhimayut ikpatauyuami. Hapkoa ikpatauyat takukhauyut amigaitut umayukhiukhimayut titigagutait katitikhimayut iluani pingahuni tatkikhiutini umayukhiukhimayut, ilaani tatkikhiutit ihivgiukhimayuni amigaikhimayut ilangani titigakhimayut utiktitihimayut ukafaakhimayut hitamanit siksinut tatkikhiutini. Kihimi hitamauyut tatkikhiutit ihivgiuktitlugit titigakhimayut utiktitihimayut ukakatigifaakhimayut avataanut siksinik tatkikhiutinik nalvaakhimayut. Ungahitkiat utiktitikhimayut ilangit tatkikhiutit piyunakhiyut ilangit atugutingit ihuinaakhimayut puigukhimavamata umayukhiuktit umayukhimayaminik. Umayukhiuktit ilaani ihumalikpaktut umayugunakhimayaminik ovalo ilaani ataanut pivagunakhiyut.

Tuhaktitihimayugut autlaktitihimatitlugu ihivgiuktut amigaitut umayukhiuktit nalugaluamata hunmat hamna ihivgiuktauliktuk ovalo ikhivlutik mikinikhaaliniaktut umayukhiuktaminik. Tuhaktititiayuitut tamamik umayuktaminik. Tamamik hapkoa ihumagiyait pipkaihimayut ataani tuhaktitihimayunik nunani umayukhimayut ovalo ihumaiyukhat taiguaktut atuligumik umayukhiukhimayut katitiguait hamani.

Nunanit ukakhimayut ovalo aalat pihimayaini katitikhimayuni:

1. **Tuktut:** Tuktut umayukhiukataktait nunaini haniani kikiktani tuktuit. HTOkut nutkaktitihimayait nunani umayukhiulugit ikitlikhimanmata 1994mi ovalo ilitagiyauhimayut hamanik. Taimaimat, amigaitjutait umayukhimayut mikiyut, piyumayaugaluakhutik. Nunanit akuiktukatakhimayut aalanit nunanit uyukhanik pigiagani nunamini. Umayukhiukhimayut ilauyut ilangit nunanit tuktut ovalo kikiktanit tuktut ilanganit nunainit ovalo naamaktut (C.F.).
2. **Umingmait:** Nunanit ihumayut kablunaat umayukhiukataktait titigakhimaitut umayukhiukhimayut ihivgiuktitlugit ilauyukhat uyuit atukatamagit, nigiyaukatakhutik nunami (C.F.). Ilangit ukiuni umayukhiuktaktut mikiyut, ilangit naamaktut atuktakhanik umayukhiuktaktainik. DSDkut tuhaktitihimayait hapkoa atuktakhainik umayukhiukhimayut amigaitjutait umingmait (DSD Mxa):

96/97	97/98	98/99	99/00	00/01
16	n/d	14	7	6

3. **Nanuit:** Amigaitjutait takuhimayut naunaiyautikafungitut kihimi pivaktait umayukhiukhimayut amigaitjutait tunihimayut DSDkunit (DSD PB).
4. **Tigiganiat:** Umayukhiukhimayut naunaiyautait ukiumi 3 ovalo 4 mikiyut. Angitkiyat naunaiyautait ukiumi 5 naamaktut amiit akiit angiyuugaluamata ukiungani. (C.F.).
5. **Tagiumi Umayut:** Umayukhiuktit tuhaktitihimayut ukiumi 3, kangikhuk angmaumainamat ovalo nakuuyuk umayukhiugiami. Ukiumi 1 ovalo 2 hikukainamat umayukhiutiangitut. Hamna ikpinagutaa ukakhimayut tamamik aiviikhiugutini ovalo kilalugakhiugutini (C.F.).
6. **Akviit:** Akukakhimataaktuk, aiviit ikitpaktut ilangini ukiuni hikukainamat. Umayukhiukhimayut naunaiyautait angivaktut ukiumi 1 kihimi naamaktut ilangini ukiuni (C.F.).
7. **Tuugaat:** Ukiuk tamaat kotangit 32kuyut umayut. Tamakmiikatangitut ukiuk tamaat kihimi umayukhiukhimayut naunaiyautait ukiumi 1, 2, 3 ovalo 5 mikiyut. (C.F.). DFOkut tuhaktitihimayut hapkoa umayukhiukhimayut naunaiyautait tuugaaliit kilalugait (nalungilutit DFOkut katitikhimayait atukhimayut ukiungit iniktigaagata, Umayukhiukhimayut Ihivgiuktut katitigutait umayukhiukhimayunik ukiugini atukpanmata Junemit Maymut) (DFO N/B):

96/97	97/98	98/99	99/00	00/01
2	7	9	1	12

8 **Kilalugait:** Umayukhiukhimayut naunaiyautait ukiumi 1 mikiyut. Naunaiyautait aipaini ukiuni naamaktut (C.F.). DFOkut tuhaktitihimayut hapkoa umayukhiukhimayut naunaiyautait kilaluganik (nalungilutit DFOkut katitikhimayait atukhimayut ukiungit iniktigaagata, Umayukhiukhimayut Ihivgiuktut katitigutait umayukhiukhimayunik ukiugini atukpanmata Junemit Maymut) (DFO N/B/):

96/97	97/98	98/99	99/00	00/01
11	20	21	7	0

9 **Akilgiit:** Aalatkiiginaktut akilgikataktait ukiuni ukiunut ovalo umayukhiuktit ukakpaktut ukiumi 3 akilgikhiukluangitut, kihimi umayukhiukhimayut naunaiyautait talvani ukiumi mikiyut (C.F.).

10 **Maniit:** Amigaitut maniit tuhaktitihimaitut umayukhiuktinit. Ukiumi 1, manikhiukhimayut tuhaktitiyaungitut umayukhiuktit apigiyaungimata manikhiukhimayainik. Manikhiukataktait amigaitunik hapkoa: mitiit maniit ovalo imitkutailat maniit. Imitkutailat amigaimata nunamini haniani inuulgamiit manikhiulikpaktainik. Nutakat titigaktauhimaimata ihivgiuktitlugit ovalo angayukaagit tuhaktitihimangitait, amigaitut maniit tuhaktitiyauhimaitut (C.F.).

11 **Ikaliviit:** Umayukhiukhimayut naunaiyautait ukiumi 1 mikiyut. Naunaiyautait aipaini ukiuni naamaktut (C.F.).

12 **Ugat:** Ugait umayukhiukataktait hinaanungagaagata. Amigaitut hapkoa ikaluit tuhaktitiyauhimaitut talvuuna umayukhiukhimayait mikiyut (C.F.).

13 **Uviluit:** Ilangit umayukhiuktit imamik naluuyakatakhutik uvilukhiukataktut 1987mit, taimaimat uvilukataktut tamamik ukiuni. Katitikhimayut ukiuni 1 ovalo 2 tuhaktitihimayut uvilikhiungitut ihuinaakhimayutut ituk. Umayukhiukhimayut naunaiyautait ukiumi 3 ovalo 5 mikiyut (C.F.).

TABLE/ᓇᓗᓇᐃᔭᐅᑦ/NAUNAIKUTA 291

Monthly harvest estimates
ᑕᕿᑕᒫᑦ ᐊᖑᔭᓄᑦ ᓇᓚᐅᑦᓵᕈᑏᑦ
Tatkiktamat nahaktauvaktun

Year 1 (June 1996 - May 1997)
ᐊᒻᕐᒍ 1 (ᔫᓂ 1996 - ᒪᐃ 1997)
Ukiunga 1 (June 1996 - May 1997)

Month/ᑕᕿᖓ/Tatkia			JUN ᔫᓂ	JUL ᔪᓚᐃ	AUG ᐊᐅᒻᒧᑦᑎ	SEP ᓱᑎᒻᐱᓇ	OCT ᐅᑦᑐᐱᓇ	NOV ᓄᓇᒻᐱᓇ	DEC ᑏᓯᒻᐱᓇ	JAN ᒎᖕᓄᐊᓇ	FEB ᓈᕝᕗᐊᓇ	MAR ᒪᑦᓯ	APR ᐃᑦᓇᓕ	MAY ᒪᐃ	Total ᑲᑎᑦᑐᒋᑦ Tamakiklugin ± 95% CI
Species	**ᐆᒪᔪᑦ**	**Umajuin**													
Caribou	ᑐᒃᑐᐃᑦ	Tuktut		6			17	6		3					32 ± 10
Polar bear‡	ᓇᓄᐃᑦ‡	Nanuit‡									19	6			25
Arctic fox	ᑎᓇᒐᖕᓂᐊᑦ	Tigiganiat						9			34				43 ± 44
Coloured fox	ᖃᑯᖕᕿᑦᑐᑦ ᑎᓇᒐᖕᓂᐊᑦ	Kalaliit tigiganiat						5		1					6 ± 3
Arctic hare	ᐅᑲᓖᑦ	Ukalik	3												3 ± 4
Ringed seal	ᓇᑦᓱᑦ	Natiinat	31	37	33	173	41	20	24	70	139	103	63	38	772 ± 194
Bearded seal	ᐅᒻᔪᐃᑦ	Ukyuk		3	7	12	7	1		1	4	1	3		39 ± 21
Walrus	ᐊᐃᐃᓲᑦ	Akvik					2								2 ± 2
Beluga	ᖃᑯᑦᑕᑦ ᕿᓚᓗᒐᑦ	Kilalugak		6	2	4									12 ± 9
Snow goose	ᑲᖑᐃᑦ	Kanguq	11			13	11						4	177	216 ± 107
Canada goose	ᓂᑦᓖᑦ	Nikliknik	289	273	265	10	7						35	551	1,430 ± 365
Old squaw	ᐊᒻᒋᐊᑦᔪᐃᑦ	Aahangik	5		14		90	6			2	28			145 ± 58
Eider duck	ᒥᑏᑦ	Kingalik	111	120	38	50	323	230	10	22	3	13	14	3	937 ± 148
Tundra swan	ᖁᒻᔪᐃᑦ	Kukyuk					1								1 ± 1
Common merganser	ᑲᒃᓯᑦᑐᑦ	Nuyaralik	2	29	16	9	5								61 ± 28
Black scoter	ᐱᑦᓯᐅᓛᖕᐸᑦ	Black scoter					5								5 ± 4
Common loon	ᑑᖕᓖᑦ	Tuulik			2										2 ± 2
Arctic loon	ᑲᖕᓗᓖᑦ	Maliriq			4										4 ± 5
Red-throated loon	ᖃᖅᓴᐅᑦ	Qaqhuaq				4									4 ± 7
Black guillemot	ᐱᑦᓯᐅᓛᑦ	Black guillemot			38										38 ± 57
Ptarmigan	ᐊᕿᒻᒥᑦ	Akilgik					6				4	7	11	2	30 ± 15
Goose eggs	ᑲᖑᐃᑦ ᒪᖕᓂᖏᑦ	Uluaguliit manniit	44	139										8	191 ± 166
Duck eggs	ᒥᑏᑦ ᒪᖕᓂᖏᑦ	Tinmiat manniit	26	208	23										257 ± 156
Tundra swan eggs	ᖁᒻᔪᐃᑦ ᒪᖕᓂᖏᑦ	Kukyut manniit		2											2 ± 2
Seagull eggs	ᓇᐅᔭᐃᑦ ᒪᖕᓂᖏᑦ	Nauyat manniit		35											35 ± 42
Arctic char	ᐃᖃᓗᒃᐱᑦ	Ikaliviit	1,080	1,560	1,817	1,417	81	236				187	672	1,974	9,024 ± 2,160
Whitefish	ᑲᕕᓯᓖᑦ	Kapihiliit						22						2	24 ± 22
Cod	ᐆᒐᐃᑦ	Ugak		9	62	255	173	2			213	16			730 ± 387
Sculpin	ᑲᓇᔪᐃᑦ	Kanayuk	59	69	182	240	66							13	629 ± 362
Mussels	ᐅᕕᓗᐃᑦ	Uviluvaloet									846	3,614	194		4,654 ± 3,834

‡ Polar bear data supplied by DSD.

‡ ᓇᓄᑦᓄᑦ ᑎᑎᕋᑦᑕᒪᔪᑦ ᑐᓂᔭᖕᑦ ᐅᑯᐊ ᐃᑯᐱᕐᕕᓕᓇᓱᑦ.

‡ Nanuin nahagaumajut pijauhimajut Ikupiktulikijinik.

TABLE/ᓇᓗᓇᐃᔭᐅᑦ/NAUNAIKUTA 292

Monthly hunter response — **Year 1 (June 1996 - May 1997)**

ᑕᕿᑖᒪᑦ ᒪᖃᐃᑏᑦ ᑭᐅᓂᖏᑦ — **ᐊᒻᕐᒍ 1 (ᔫᓂ 1996 - ᒪᐃ 1997)**

Tatkiktaman pijauhimajut angunahuktinun — **Ukiunga 1 (June 1996 - May 1997)**

Month/ᑕᕿᖓ/Tatkia			JUN ᔫᓂ	JUL ᔪᓚᐃ	AUG ᐊᐅᒻᒍᑎ	SEP ᓱᑎᒻᐱᓇ	OCT ᐅᑦᑐᐱᓇ	NOV ᓄᓇᒻᐱᓇ	DEC ᑏᓯᒻᐱᓇ	JAN ᒎᖕᓄᐊᓇ	FEB ᓈᕝᐅᐊᓇ	MAR ᒪᕐᓯ	APR ᐃᕐᓇᓕ	MAY ᒪᐃ	Total ᑲᑎᑦᑐᑦ Tamakiklugin
Hunter Response Categories	ᐊᖑᓇᓱᒃᑏᑦ ᑭᐅᓂᖏᑦ ᐊᒻᒍᕐᓯᒪᓂᖏᑦ	**Angunahukpaktun Kiujait**													
Monthly hunter list	ᑕᕿᑖᒪᑦ ᒪᖃᐃᑏᑦ	Tatkitaman angunahuktut titigait	123	129	129	129	130	131	130	130	129	129	130	130	133*
Hunters interviewed	ᒪᖃᐃᑏᑦ ᐊᐱᕐᓱᕐᑕᑦ	Angunahuktin apikhuktan	76	90	70	33	107	112	121	121	78	83	86	78	132*
Harvested	ᒪᖃᐃᒃᑐᒥᓃᑦ	Angujaujut	47	37	27	14	30	13	4	8	15	15	27	36	103*
Response Rate (%)	ᑭᐅᔪᑦ ᖃᑦᓯᐅᓂᖏᑦ (%)	Kiujut (%)	62	70	54	26	82	85	93	93	60	64	66	60	68**

* Hunters registered/interviewed/harvested at least once during the year.
** Mean monthly response rate.

* ᐊᖑᓇᓱᒃᑏᑦ ᐊᑎᓕᐅᑦᑕᐅᒪᔪᑦ/ᐊᐱᕐᓱᕐᑕᑦ/ᐊᖑᓇᓱᒃᑐᒥᓃᑦ ᐊᑕᐅᓯᐊᕋᓗᐊᑦᑐᑎᒃ ᐊᒻᕐᒍᒥ.
** ᐊᔾᔨᒌᓕᑦᑎᓯᒪᔪᑦ ᑕᕿᑖᒪᑦ ᑭᐅᔪᑦ.

* Angunahuktin atiliukhimajut/apikhiktaunikut/anguhimajut talvani ukiumi.
** Talvani angunahuknami kiujutaumajut.

TABLE/ᓇᓗᓇᐃᔭᐅᑦ/NAUNAIKUTA 293

Recall period between harvest and interview, expressed as % of total harvest records — **Year 1 (June 1996 - May 1997)**

ᐅᑎᕐᕕᐅᔪᑦ ᐊᑯᕐᖓᓂ ᒪᖃᐃᓐᓂᖓᑕ ᐊᒻᒪᓗ ᐊᐱᕐᓱᕐᑕᐅᓂᖓᑕ, ᓇᓗᓇᐃᕐᑕᑦ ᐃᒫᒃ % ᑲᑎᑦᑐᑦ ᒪᖃᐃᑕᑦ ᑎᑎᕐᕐᑕᐅᒪᔪᑦ — **ᐊᒻᕐᒍ 1 (ᔫᓂ 1996 - ᒪᐃ 1997)**

Itkaumajaujut angunahuktunun apihijauvaktunutlu, kanuk amigaitiginit tamakiklugin angujauhimajut — **Ukiunga 1 (June 1996 - May 1997)**

Month/ᑕᕿᖓ/Tatkia			JUN ᔫᓂ	JUL ᔪᓚᐃ	AUG ᐊᐅᒻᒍᑎ	SEP ᓱᑎᒻᐱᓇ	OCT ᐅᑦᑐᐱᓇ	NOV ᓄᓇᒻᐱᓇ	DEC ᑏᓯᒻᐱᓇ	JAN ᒎᖕᓄᐊᓇ	FEB ᓈᕝᐅᐊᓇ	MAR ᒪᕐᓯ	APR ᐃᕐᓇᓕ	MAY ᒪᐃ	Total ᑲᑎᑦᑐᑦ Tamakiklugin
Recall Period	ᐅᑎᕐᕕᐅᔪᑦ	**Pigiakvia**													
≤ 3 months	≤ 3 ᑕᕿᑦ	≤ tatkin pingahut	100	100	90	98	100	100	67	71	0	5	99	100	90
4-6 months	4-6 ᑕᕿᑦ	tatkin hitaman 6nut	0	0	10	2	0	0	33	29	100	95	1	0	10
> 6 months	> 6 ᑕᕿᑦ	> 6 tatkin	0	0	0	0	0	0	0	0	0	0	0	0	0

TABLE/ᓇᓗᓇᐃᔭᐅᑦ/NAUNAIKUTA 294

Number of hunters harvesting each species — **Year 1 (June 1996 - May 1997)**

ᖃᑦᓯᐅᓂᖏᑦ ᒪᖃᐃᑏᑦ ᐊᖑᓇᓱᒃᐸᑦᑐᑦ ᐊᑐᓂᒃ ᐆᒪᔪᕐᓂᒃ — **ᐊᒻᕐᒍ 1 (ᔫᓂ 1996 - ᒪᐃ 1997)**

Amigaitiginigin angunahukpaktun anguvaktaitlu kanugitugiagin — **Ukiunga 1 (June 1996 - May 1997)**

Month/ᑕᑭᖓ/Tatkia			JUN ᔫᓂ	JUL ᔪᓚᐃ	AUG ᐊᐅᒻᒍᑎ	SEP ᓱᑎᒻᐱᓇ	OCT ᐅᑦᑐᐱᓇ	NOV ᓄᓇᒻᐱᓇ	DEC ᑏᓯᒻᐱᓇ	JAN ᒣᓐᓄᐊᓇ	FEB ᓈᕝᕗᐊᓇ	MAR ᒫᕐᓯ	APR ᐃᑦᓇᓕ	MAY ᒪᐃ	Total ᑲᑎᑦᑐᑦ Tamakiklugin
Species	**ᐆᒪᔪᑦ**	**Umajuin**													
Caribou	ᑐᒃᑐᐃᑦ	Tuktut		1			6	3		1					10
Polar bear#	ᓇᓄᐃᑦ#	Nanuit#	n/d	n/d	n/d	n/d	n/d	n/d	n/d	n/d	n/d	n/d	n/d	n/d	n/d
Arctic fox	ᑎᓇᒐᓐᓂᐊᑦ	Tigiganiat						1			1				2
Coloured fox	ᖃᑯᖏᑦᑐᑦ ᑎᓇᒐᓐᓂᐊᑦ	Kalaliit tigiganiat						3		1					4
Arctic hare	ᐅᑲᓖᑦ	Ukalik	1												1
Ringed seal	ᓇᑦᓱᑦ	Natiinat	7	8	8	8	11	3	4	8	12	13	7	8	49
Bearded seal	ᐅᒻᔪᐃᑦ	Ukyuk		2	1	2	3	1		1	1	1	1		9
Walrus	ᐊᐃᐃᑦ	Akvik					2								2
Beluga	ᖃᑯᑦᑕᑦ ᕿᓚᓗᒐᑦ	Kilalugak		2	1	1									3
Snow goose	ᑲᖑᐃᑦ	Kanguq	2			2	3						1	13	18
Canada goose	ᓂᕐᓖᑦ	Nikliknik	18	10	12	1	1						5	23	51
Old squaw	ᐊᒻᒋᐊᕐᔪᐃᑦ	Aahangik	1		2		9	2			1	1			14
Eider duck	ᒥᑏᑦ	Kingalik	6	9	4	3	18	9	1	1	1	2	1	1	38
Tundra swan	ᖁᒻᔪᐃᑦ	Kukyuk					1								1
Common merganser	ᑲᒃᓯᕐᑐᑦ	Nuyaralik	1	4	3	2	2								10
Black scoter	ᐱᑦᓯᐅᓛᕐᐸᑦ	Black scoter					1								1
Common loon	ᑑᓐᓖᑦ	Tuulik			1										1
Arctic loon	ᑲᓐᓗᓖᑦ	Maliriq			2										2
Red-throated loon	ᖃᖅᓴᐅᑦ	Qaqhuaq				1									1
Black guillemot	ᐱᑦᓯᐅᓛᑦ	Black guillemot			1										1
Ptarmigan	ᐊᕿᓴᑦ	Akilgik					2				1	1	4	1	8
Goose eggs	ᑲᖑᐃᑦ ᒪᓐᓂᖏᑦ	Uluaguliit manniit	1	2										1	4
Duck eggs	ᒥᑏᑦ ᒪᓐᓂᖏᑦ	Tinmiat manniit	1	3	1										5
Tundra swan eggs	ᖁᒻᔪᐃᑦ ᒪᓐᓂᖏᑦ	Kukyut manniit		1											1
Seagull eggs	ᓇᐅᔭᐃᑦ ᒪᓐᓂᖏᑦ	Nauyat manniit		1											1
Arctic char	ᐃᖃᓗᒃᐱᑦ	Ikaliviit	35	25	18	8	3	7				1	18	26	80
Whitefish	ᑲᕕᓯᓖᑦ	Kapihiliit						1						1	2
Cod	ᐆᒐᐃᑦ	Ugak		2	7	4	10	1			2	1			21
Sculpin	ᑲᓇᔪᐃᑦ	Kanayuk	6	4	6	2	4							1	22
Mussels	ᐅᕕᓗᐃᑦ	Uviluvaloet									1	2	2		3

‡‡ No data are available corresponding to the harvest numbers shown in the harvest estimates table which were provided by DSD.

‡‡ ᑎᑎᕋᓯᒪᔪᓂᒃ ᐱᑕᖃᖏᑦᑐᖅ ᐱᔾᔪᑎᓕᓐᓂᒃ ᐊᖑᔭᑦ ᖃᑦᓯᐅᓂᖏᓐᓄᑦ ᐊᓚᒃᑲᐅᒪᔪᓄᑦ ᐊᖑᔭᓄᑦ ᓇᓚᐅᑦᓴᕈᑎᓂ ᑐᓂᔭᖏᓐᓂ ᐃᑯᐱᕐᕕᓕᕆᔨᑦ.

‡‡ Nahagauhimaitut titigakhimajunik pitman kanuk angujaukatakhimajunik kanukitunit pijaumajut ikupiktulikijinik.

TABLE/ᓇᓗᓇᐃᔭᐅᑦ/NAUNAIKUTA 295

Monthly harvest estimates
ᑕᕿᑖᒪᑦ ᐊᖑᔭᓄᑦ ᓇᓚᐅᑦᓴᕈᑏᑦ
Tatkiktamat nahaktauvaktun

Year 2 (June 1997 - May 1998)
ᐊᒻᕿᒍ 2 (ᔫᓂ 1997 - ᒪᐃ 1998)
Ukiunga 2 (June 1997 - May 1998)

Month/ᑕᕿᖓ/Tatkia			JUN ᔫᓂ	JUL ᔪᓚᐃ	AUG ᐊᐅᒻᒍᑎ	SEP ᓱᑎᒻᐱᓇ	OCT ᐅᑦᑐᐱᓇ	NOV ᓄᓇᒻᐱᓇ	DEC ᑏᓯᒻᐱᓇ	JAN ᒎᓐᓄᐊᓇ	FEB ᓈᕝᕗᐊᓇ	MAR ᒫᑦᓯ	APR ᐃᑦᓇᓕ	MAY ᒪᐃ	Total ᑲᑎᑦᑐᒋᑦ Tamakiklugin ± 95% CI
Species	**ᐆᒪᔪᑦ**	**Umajuin**													
Caribou	ᑐᒃᑐᐃᑦ	Tuktut							1		21				22 ± 7
Polar bear‡	ᓇᓄᐃᑦ‡	Nanuit‡									1	23			24
Arctic fox	ᑎᓇᒐᓐᓂᐊᑦ	Tigiganiat					2	29	21	32	2	5	5		96 ± 13
Coloured fox	ᖃᑯᓐᖏᑦᑐᑦ ᑎᓇᒐᓐᓂᐊᑦ	Kalaliit tigiganiat			7	1	15	44	12	6	1	2			88 ± 18
Arctic hare	ᐅᑲᓖᑦ	Ukalik				1		10		1	2	3			17 ± 5
Ringed seal	ᓇᑦᓱᑦ	Natiinat	19	28	116	123	83	85	77	225	119	153	95	101	1,224 ± 84
Bearded seal	ᐅᒻᔪᐃᑦ	Ukyuk			4	2	1			3	4			3	17 ± 3
Walrus	ᐊᐃᕕᑦ	Akvik					2								2 ± 2
Beluga	ᖃᑯᑦᑕᑦ ᕿᓚᓗᒐᑦ	Kilalugak	8	9	3		2							25	47 ± 13
Snow goose	ᑲᖑᐃᑦ	Kanguq	28			185	17							104	334 ± 53
Canada goose	ᓂᑦᓖᑦ	Nikliknik	137	344	184	178	9						203	1,314	2,369 ± 247
Brant goose	ᓂᑦᓕᑦᓇᐃᑦ	Nirlirnaq	4			63	4								71 ± 28
Old squaw	ᐊᒋᐊᑦᔪᐃᑦ	Aahangik			7		43	17		14	13				94 ± 20
Mallard	ᒥᑎᓛᖅ	Mitik												1	1 ± 1
Eider duck	ᒥᑏᑦ	Kingalik	55	211	35	64	461	737	475	194	74	17	82	85	2,490 ± 248
Common merganser	ᐸᐃᖅ	Nuyaralik			119	19	12								150 ± 42
Red breasted merganser	ᑲᒃᓴᑑᑦ	Red breasted merganser			1										1 ± 1
Scaup (unspecified)	ᓱᑲᑦ	Scaup		1											1 ± 2
Black scoter	ᐱᑦᓯᐅᓛᑦᐸᐃᑦ	Black scoter			1	7									8 ± 5
Common loon	ᑑᑦᓕᖅ	Tuulik				1									1 ± 1
Arctic loon	ᑲᒻᓗᓖᒃ	Maliriq					1								1 ± 1
Red-throated loon	ᖃᖅᓴᐅᑦ	Qaqhuaq	8	1											9 ± 8
Yellow-billed loon	ᑑᑦᓕᒻᔪᐊᖅ	Tuulik		2										1	3 ± 2
Black guillemot	ᐱᑦᓯᐅᓛᑦ	Black guillemot		164		9									173 ± 237
Ptarmigan	ᐊᕿᒻᒋᑦ	Akilgik	2					9	4	5	13	46	60	25	164 ± 39
Snowy owl	ᐅᒃᐱᒃᔪᐊᑦ	Ookpik								2					2 ± 0
Goose eggs	ᑲᖑᐃᑦ ᒪᓐᓂᖏᑦ	Uluaguliit manniit	9											411	420 ± 92
Duck eggs	ᒥᑏᑦ ᒪᓐᓂᖏᑦ	Tinmiat manniit	47	173	79										299 ± 159
Seagull eggs	ᓇᐅᔭᐃᑦ ᒪᓐᓂᖏᑦ	Nauyat manniit		83											83 ± 94
Black guillemot eggs	ᐱᑦᓯᐅᓛᑦ ᒪᓐᓂᖏᑦ	Black guillemot eggs		12											12 ± 13
Eider down∅	ᒥᑏᑦ ᖁᓂᖏᑦ∅	Mitiit qiviungit∅		233											233 ± 227
Arctic char	ᐃᖃᓗᒃᐲᑦ	Ikaliviit	671	1,657	1,279	698	419	933	1,421	86	114	236	1,057	1,880	10,451 ± 1,008
Whitefish	ᑲᐱᓯᓖᑦ	Kapihiliit				20	75	49	405	2					551 ± 283
Cod	ᐆᒪᐃᑦ	Ugak			92	71	7	24	30	335	368	215	29	18	1,189 ± 148
Sculpin	ᑲᓇᔪᐃᑦ	Kanayuk		31	159	4	12		1					20	227 ± 72
Clams	ᐊᒻᒧᒪᔪᑦ	Uviluq			19	603	295								917 ± 572
Mussels	ᐅᐱᓗᐃᑦ	Uviluvaloet						345				186	307		838 ± 500

‡ Polar bear data supplied by DSD.
∅ Number of nests harvested.

‡ ᓇᓄᑦᓄᑦ ᑎᑎᕋᑦᑕᒪᔪᑦ ᑐᓂᔭᖏᑦ ᐅᑯᐊ ᐃᑯᐱᑦᕕᓕᓇᕆᑦ.
∅ ᖃᑦᓯᐅᓂᖏᑦ ᐱᑭᐅᑦ ᓄᐊᑕᐅᔪᑦ.

‡ Nanuin nahagaumajut pijauhimajut Ikupiktulikijinik.
∅ Amigaitiginit maniktagauhimajut.

TABLE/ᓇᓗᓇᐃᔭᐅᑦ/NAUNAIKUTA 296

Monthly hunter response — **Year 2 (June 1997 - May 1998)**

ᑕᕿᑖᒪᑦ ᒪᖃᐃᑏᑦ ᑭᐅᓂᖏᑦ — **ᐊᒻᕐᒍ 2 (ᔫᓂ 1997 - ᒪᐃ 1998)**

Tatkiktaman pijauhimajut angunahuktinun — **Ukiunga 2 (June 1997 - May 1998)**

Month/ᑕᕿᖓ/Tatkia			JUN ᔫᓂ	JUL ᔪᓚᐃ	AUG ᐊᐅᒻᒍᑎ	SEP ᓱᑎᒻᐱᓇ	OCT ᐅᑦᑐᐱᓇ	NOV ᓄᓇᒻᐱᓇ	DEC ᑏᓯᒻᐱᓇ	JAN ᒎᓐᓄᐊᓇ	FEB ᓈᕝᕗᐊᓇ	MAR ᒪᕐᓯ	APR ᐃᕐᓇᓕ	MAY ᒪᐃ	Total ᑲᑎᑦᑐᑦ Tamakiklugin
Hunter Response Categories	ᐊᖑᓇᓱᒃᑏᑦ ᑭᐅᓂᖏᑦ ᐊᒃᒍᕐᓯᒪᓂᖏᑦ	**Angunahukpaktun Kiujait**													
Monthly hunter list	ᑕᕿᑖᒪᑦ ᒪᖃᐃᑏᑦ	Tatkitaman angunahuktut titigait	130	148	148	148	148	148	149	155	155	155	156	154	155*
Hunters interviewed	ᒪᖃᐃᑏᑦ ᐊᐱᕐᓱᕐᑕᑦ	Angunahuktin apikhuktan	80	99	128	125	132	130	129	153	148	109	111	146	154*
Harvested	ᒪᖃᐃᒃᑐᒥᓃᑦ	Angujaujut	28	38	49	48	39	46	33	56	43	34	44	86	115*
Response Rate (%)	ᑭᐅᔪᑦ ᖃᑦᓯᐅᓂᖏᑦ (%)	Kiujut (%)	62	67	86	84	89	88	87	99	95	70	71	95	83**

* Hunters registered/interviewed/harvested at least once during the year.
** Mean monthly response rate.

* ᐊᖑᓇᓱᒃᑏᑦ ᐊᑎᓕᐅᑦᑕᐅᒪᔪᑦ/ᐊᐱᕐᓱᕐᑕᑦ/ᐊᖑᓇᓱᒃᑐᒥᓃᑦ ᐊᑕᐅᓯᐊᕋᓗᐊᑐᑎᒃ ᐊᒻᕐᒍᒥ.
** ᐊᒃᐅᑦᑎᓕᑎᓯᒪᔪᑦ ᑕᕿᑖᒪᑦ ᑭᐅᔪᑦ.

* Angunahuktin atiliukhimajut/apikhiktaunikut/anguhimajut talvani ukiumi.
** Talvani angunahuknami kiujutaumajut.

TABLE/ᓇᓗᓇᐃᔭᐅᑦ/NAUNAIKUTA 297

Recall period between harvest and interview, expressed as % of total harvest records — **Year 2 (June 1997 - May 1998)**

ᐅᑎᕐᕕᐅᔪᑦ ᐊᑯᕐᖓᓂ ᒪᖃᐃᓐᓂᖓᑕ ᐊᒻᒪᓗ ᐊᐱᕐᓱᕐᑕᐅᓂᖓᑕ, ᓇᓗᓇᐃᕐᑕᑦ ᐃᒫᒃ % ᑲᑎᑦᑐᑦ ᒪᖃᐃᑕᑦ ᑎᑎᕋᕐᑕᐅᒪᔪᑦ — **ᐊᒻᕐᒍ 2 (ᔫᓂ 1997 - ᒪᐃ 1998)**

Itkaumajaujut angunahuktunun apihijauvaktunutlu, kanuk amigaitiginit tamakiklugin angujauhimajut — **Ukiunga 2 (June 1997 - May 1998)**

Month/ᑕᕿᖓ/Tatkia			JUN ᔫᓂ	JUL ᔪᓚᐃ	AUG ᐊᐅᒻᒍᑎ	SEP ᓱᑎᒻᐱᓇ	OCT ᐅᑦᑐᐱᓇ	NOV ᓄᓇᒻᐱᓇ	DEC ᑏᓯᒻᐱᓇ	JAN ᒎᓐᓄᐊᓇ	FEB ᓈᕝᕗᐊᓇ	MAR ᒪᕐᓯ	APR ᐃᕐᓇᓕ	MAY ᒪᐃ	Total ᑲᑎᑦᑐᑦ Tamakiklugin
Recall Period	ᐅᑎᕐᕕᐅᔪᑦ	**Pigiakvia**													
≤ 3 months	≤ 3 ᑕᕿᑦ	≤ tatkin pingahut	100	100	26	4	55	98	100	100	100	92	100	37	67
4-6 months	4-6 ᑕᕿᑦ	tatkin hitaman 6nut	0	0	61	96	37	2	0	0	0	8	0	61	30
> 6 months	> 6 ᑕᕿᑦ	> 6 tatkin	0	0	13	0	8	0	0	0	0	0	0	2	3

TABLE/ᓇᓗᓇᐃᔭᐅᑦ/NAUNAIKUTA 298

Number of hunters harvesting each species — **Year 2 (June 1997 - May 1998)**

ᖃᑦᓯᐅᓂᖏᑦ ᒪᖃᐃᑏᑦ ᐊᖑᓇᓱᒃᐸᑦᑐᑦ ᐊᑐᓂᒃ ᐆᒪᔪᕐᓂᒃ — **ᐊᒃᕋᒍ 2 (ᔫᓂ 1997 - ᒪᐃ 1998)**

Amigaitiginigin angunahukpaktun anguvaktaitlu kanugitugiagin — **Ukiunga 2 (June 1997 - May 1998)**

Month/ᑕᕝᕙᖓ/Tatkia			JUN ᔫᓂ	JUL ᔪᓚᐃ	AUG ᐊᐅᒃᑯᑎ	SEP ᓱᑎᒃᐱᓇ	OCT ᐅᑦᑐᐱᓇ	NOV ᓄᓇᒃᐱᓇ	DEC ᑏᓯᒃᐱᓇ	JAN ᒃᓄᓇᐊᓇ	FEB ᓈᕝᕗᐊᓇ	MAR ᒪᕐᓯ	APR ᐃᑦᓇᓕ	MAY ᒪᐃ	Total ᑲᑎᑦᑐᑦ Tamakiklugin
Species	**ᐆᒪᔪᑦ**	**Umajuin**													
Caribou	ᑐᒃᑐᐃᑦ	Tuktut							1		6				6
Polar bear#	ᓇᓄᐃᑦ#	Nanuit#	n/d	n/d	n/d	n/d	n/d	n/d	n/d	n/d	n/d	n/d	n/d	n/d	n/d
Arctic fox	ᑎᓇᒐᓐᓂᐊᑦ	Tigiganiat					1	11	8	9	2	1	1		24
Coloured fox	ᖃᑯᓐᖏᑦᑐᑦ ᑎᓇᒐᓐᓂᐊᑦ	Kalaliit tigiganiat			1	1	4	10	4	1	1	1			15
Arctic hare	ᐅᑲᓖᑦ	Ukalik				1		4		1	2	2			9
Ringed seal	ᓇᑦᓱᑦ	Natiinat	4	6	23	18	15	17	16	46	26	23	18	22	65
Bearded seal	ᐅᒡᔪᐃᑦ	Ukyuk			4	2	1			3	4			1	11
Walrus	ᐊᐃᕕᑦ	Akvik					1								1
Beluga	ᖃᑯᑦᑕᑦ ᕿᓚᓗᒐᑦ	Kilalugak	3	2	2		1							8	12
Snow goose	ᑲᖑᐃᑦ	Kanguq	3			16	2							19	33
Canada goose	ᓂᑦᓖᑦ	Nikliknik	12	9	11	17	2						18	58	76
Brant goose	ᓂᑦᓕᑦᓇᐃᑦ	Nirlirnaq	1			4	1								5
Old squaw	ᐊᒋᐊᑦᔪᐃᑦ	Aahangik			1		4	3		2	3				13
Mallard	ᒥᑎᓛᖅ	Mitik												1	1
Eider duck	ᒥᑏᑦ	Kingalik	4	10	8	9	28	31	13	12	10	3	5	9	61
Common merganser	ᐸᐃᖅ	Nuyaralik			12	3	5								17
Red breasted merganser	ᑲᒃᓴᑦᑐᑦ	Red breasted merganser			1										1
Scaup (unspecified)	ᓱᑲᑦ	Scaup (unspecified)		1											1
Black scoter	ᐱᑦᓯᐅᓛᑦᐸᐃᑦ	Black scoter			1	2									3
Common loon	ᑑᑦᓕᖅ	Tuulik				1									1
Arctic loon	ᑲᒡᓗᓖᒃ	Maliriq					1								1
Red-throated loon	ᖃᖅᓴᐅᑦ	Qaqhuaq	2	1											2
Yellow-billed loon	ᑑᑦᓕᒡᔪᐊᖅ	Tuulik		2										1	3
Black guillemot	ᐱᑦᓯᐅᓛᑦ	Black guillemot		1		1									2
Ptarmigan	ᐊᕿᒡᒋᑦ	Akilgik	1					3	4	2	5	9	9	6	24
Snowy owl	ᐅᒃᐱᒃᔪᐊᑦ	Ookpik								2					2
Goose eggs	ᑲᖑᐃᑦ ᒪᓐᓂᖏᑦ	Uluaguliit manniit	1											17	18
Duck eggs	ᒥᑏᑦ ᒪᓐᓂᖏᑦ	Tinmiat manniit	1	5	1										7
Seagull eggs	ᓇᐅᔭᐃᑦ ᒪᓐᓂᖏᑦ	Nauyat manniit		2											2
Black guillemot eggs	ᐱᑦᓯᐅᓛᑦ ᒪᓐᓂᖏᑦ	Black guillemot eggs		1											1
Eider down	ᒥᑏᑦ ᖁᓂᖏᑦ	Mitiit qiviungit		2											2
Arctic char	ᐃᖃᓗᒃᐱᑦ	Ikaliviit	20	26	29	22	10	15	15	2	2	5	26	58	93
Whitefish	ᑲᐱᓯᓖᑦ	Kapihiliit				2	2	3	3	1					5
Cod	ᐆᒐᐃᑦ	Ugak			5	5	3	2	3	15	8	8	2	2	33
Sculpin	ᑲᓇᔪᐃᑦ	Kanayuk		2	5	2	1		1					2	12
Clams	ᐊᒻᒧᒪᔪᑦ	Uviluq			1	1	1								2
Mussels	ᐅᐱᓗᐃᑦ	Uviluvaloet						1				1	1		2

No data are available corresponding to the harvest numbers shown in the harvest estimates table which were provided by DSD.

ᑎᑎᕋᓯᒪᔪᓂᒃ ᐱᑕᖃᖅᑐᖅ ᐱᔾᔪᑎᓐᓂᒃ ᐊᖑᔭᑦ ᖃᑦᓯᐅᓂᖏᓐᓄᑦ ᐊᓚᒃᑲᐅᒪᔪᓄᑦ ᐊᖑᔭᓄᑦ ᓇᓚᐅᕐᓱᑎᓂ ᑐᓂᔭᖏᓐᓂ ᐃᑯᐱᕐᓴᓕᓇᕆᑦ.

Nahagauhimaitut titigakhimajunik pitman kanuk angujaukatakhimajunik kanukitunit pijaumajut ikupiktulikijinik.

TABLE/ᓇᓗᓇᐃᔭᐅᑦ/NAUNAIKUTA 299

Monthly harvest estimates
ᑕᕿᑖᒪᑦ ᐊᖑᔭᓄᑦ ᓇᓚᐅᑦᓵᕈᑏᑦ
Tatkiktamat nahaktauvaktun

Year 3 (June 1998 - May 1999)
ᐊᒻᕿᒍ 3 (ᔫᓂ 1998 - ᒪᐃ 1999)
Ukiunga 3 (June 1998 - May 1999)

Month/ᑕᕿᖓ/Tatkia			JUN ᔫᓂ	JUL ᔪᓚᐃ	AUG ᐊᐅᒡᒍᑎ	SEP ᓱᑎᒡᐱᕆ	OCT ᐅᑦᑐᐱᕆ	NOV ᓄᕕᒡᐱᕆ	DEC ᑏᕈᒡᐱᕆ	JAN ᔭᓐᓄᐊᕆ	FEB ᕕᕝᕗᐊᕆ	MAR ᒫᕐᔪ	APR ᐃᑦᕆᓕ	MAY ᒪᐃ	Total ᑲᑎᑦᑐᒋᑦ Tamakiklugin ± 95% CI
Species	**ᐆᒪᔪᑦ**	**Umajuin**													
Caribou	ᑐᒃᑐᐃᑦ	Tuktut				5			12		19	2			38 ± 6
Polar bear‡	ᓇᓄᐃᑦ‡	Nanuit‡										25			25
Arctic fox	ᑎᕆᒐᓐᓂᐊᑦ	Tigiganiat					1	7	6	2	13	1	2		32 ± 4
Coloured fox	ᖃᑯᓐᖏᑦᑐᑦ ᑎᕆᒐᓐᓂᐊᑦ	Kalaliit tigiganiat				1	8	1	4	4	19	5			42 ± 5
Arctic hare	ᐅᑲᓖᑦ	Ukalik				4	8	2		7	3	5	7	1	37 ± 4
Ringed seal	ᓇᑦᓱᑦ	Natiinat	46	60	68	65	79	148	58	121	93	70	74	27	909 ± 36
Bearded seal	ᐅᒡᔪᐃᑦ	Ukyuk		1	6	9	8	1	3	7	16	4			55 ± 7
Walrus	ᐊᐃᕕᑦ	Akvik	1			14	5								20 ± 6
Beluga	ᖃᑯᑦᑕᑦ ᕿᓚᓗᒐᑦ	Kilalugak	14	5	6	3	1							2	31 ± 5
Snow goose	ᑲᖑᐃᑦ	Kanguq	4		4	140	92						1	132	373 ± 48
Canada goose	ᓂᑦᓖᑦ	Nikliknik	218	481	112	201	31						151	955	2,149 ± 177
Brant goose	ᓂᑦᓕᑦᓇᐃᑦ	Nirlirnaq				20	19								39 ± 14
Old squaw	ᐊᒋᐊᑦᔪᐃᑦ	Aahangik					39	28		1		26		3	97 ± 13
Eider duck	ᒥᑏᑦ	Kingalik	124	70	24	170	624	1,481	499	144	186	108	1	25	3,456 ± 156
Tundra swan	ᖁᒡᔪᐃᑦ	Kukyuk			6	1									7 ± 4
Common merganser	ᐸᐃᑦ	Nuyaralik	2	21		11	10	19						1	64 ± 9
Red breasted merganser	ᑲᒃᓴᑦᑐᑦ	Red breasted merganser	1	14	1										16 ± 6
Black scoter	ᐱᑦᓱᐅᓛᑦᐸᐃᑦ	Black scoter		7		5									12 ± 4
White-winged scoter	ᖃᑯᑦᑕᓗᒃ ᐃᓴᓐᖏᖓ ᐱᑦᓱᐅᓛᒃᐸᒃ	White-winged scoter					3								3 ± 2
Arctic loon	ᑑᑦᓕᖅ	Maliriq			1										1 ± 0
Red-throated loon	ᖃᖅᓴᐅᑦ	Qaqhuaq	1												1 ± 1
Yellow-billed loon	ᑑᑦᓕᑦᔪᐊᖅ	Tuulik		1											1 ± 1
Ptarmigan	ᐊᕿᒡᒋᑦ	Akilgik		4			10	30	33	79	15	114	123	3	411 ± 26
Goose eggs	ᑲᖑᐃᑦ ᒪᓐᓂᖏᑦ	Uluaguliit manniit	409										8	905	1,322 ± 279
Duck eggs	ᒥᑏᑦ ᒪᓐᓂᖏᑦ	Tinmiat manniit	258	62									15		335 ± 106
Seagull eggs	ᓇᐅᔭᐃᑦ ᒪᓐᓂᖏᑦ	Nauyat manniit		249										13	262 ± 83
Thick-billed murre eggs	ᐊᑦᐸᐃᑦ ᒪᓐᓂᖏᑦ	Thick-billed murre eggs		35											35 ± 20
Black guillemot eggs	ᐱᑦᓱᐅᓛᑦ ᒪᓐᓂᖏᑦ	Black guillemot eggs		610											610 ± 333
Arctic char	ᐃᖃᓗᒃᐱᑦ	Ikaliviit	1,344	1,493	1,202	370	182	406	1,093	127	51	924	1,657	1,394	10,243 ± 473
Whitefish	ᑲᕕᓯᓖᑦ	Kapihiliit					5	119	87	20			1		232 ± 44
Cod	ᐆᒪᐃᑦ	Ugak	11	12	9	66	157	64	4	9	21	33	382	1	769 ± 104
Sculpin	ᑲᓇᔪᐃᑦ	Kanayuk	1	65	24	6	26	117		2		10	21	53	325 ± 47
Mussels	ᑲᕕᓯᓖᑦ	Uviluvaloet						2,547	100	14,141	22,619	2,958	11,044	174	53,583 ± 7,209

‡ Polar bear data supplied by DSD.

‡ ᓇᓄᑦᓄᑦ ᑎᑎᕋᑦᑕᒪᔪᑦ ᑐᓂᒃᖏᑦ ᐅᑯᐊ ᐃᑯᐱᕐᕕᓕᓇᑦ.

‡ Nanuin nahagaumajut pijauhimajut Ikupiktulikijinik.

TABLE/ᓇᓗᓇᐃᔭᐅᑦ/NAUNAIKUTA 300

Monthly hunter response — **Year 3 (June 1998 - May 1999)**

ᑕᕿᑖᒪᑦ ᒪᖃᐃᑏᑦ ᑭᐅᓂᖏᑦ — **ᐊᒻᕋᒍ 3 (ᔫᓂ 1998 - ᒪᐃ 1999)**

Tatkiktaman pijauhimajut angunahuktinun — **Ukiunga 3 (June 1998 - May 1999)**

Month/ᑕᕿᖓ/Tatkia			JUN ᔫᓂ	JUL ᔪᓚᐃ	AUG ᐊᐅᒻᒍᑎ	SEP ᓱᑎᒻᐱᓇ	OCT ᐅᑦᑐᐱᓇ	NOV ᓄᓇᒻᐱᓇ	DEC ᑏᓯᒻᐱᓇ	JAN ᒎᓐᓄᐊᓇ	FEB ᓈᕝᕗᐊᓇ	MAR ᒪᕐᓯ	APR ᐃᕐᓇᓕ	MAY ᒪᐃ	Total ᑲᑎᑦᑐᑦ Tamakiklugin
Hunter Response Categories	ᐊᖑᓇᓱᒃᑏᑦ ᑭᐅᓂᖏᑦ ᐊᒻᒍᕐᓯᒪᓂᖏᑦ	**Angunahukpaktun Kiujait**													
Monthly hunter list	ᑕᕿᑖᒪᑦ ᒪᖃᐃᑏᑦ	Tatkitaman angunahuktut titigait	154	154	154	154	153	153	152	150	151	156	153	153	159*
Hunters interviewed	ᒪᖃᐃᑏᑦ ᐊᐱᕐᓱᕐᑕᑦ	Angunahuktin apikhuktan	141	145	145	144	144	149	147	149	146	145	142	133	157*
Harvested	ᒪᖃᐃᒃᑐᒥᓃᑦ	Angujaujut	59	55	45	57	54	75	56	48	46	53	94	91	134*
Response Rate (%)	ᑭᐅᔪᑦ ᖃᑦᓯᐅᓂᖏᑦ (%)	Kiujut (%)	92	94	94	94	94	97	97	99	97	93	93	87	94**

* Hunters registered/interviewed/harvested at least once during the year.
** Mean monthly response rate.

* ᐊᖑᓇᓱᒃᑏᑦ ᐊᑎᓕᐅᑦᑕᐅᒪᔪᑦ/ᐊᐱᕐᓱᕐᑕᑦ/ᐊᖑᓇᓱᒃᑐᒥᓃᑦ ᐊᑕᐅᓯᐊᕋᓗᐊᑐᑎᒃ ᐊᒻᕋᒥ.
** ᐊᔾᔨᒌᓕᑎᓯᒪᔪᑦ ᑕᕿᑖᒪᑦ ᑭᐅᔪᑦ.

* Angunahuktin atiliukhimajut/apikhiktaunikut/anguhimajut talvani ukiumi.
** Talvani angunahuknami kiujutaumajut.

TABLE/ᓇᓗᓇᐃᔭᐅᑦ/NAUNAIKUTA 301

Recall period between harvest and interview, expressed as % of total harvest records — **Year 3 (June 1998 - May 1999)**

ᐅᑎᕝᕕᐅᔪᑦ ᐊᑯᕐᖓᓂ ᒪᖃᐃᓐᓂᖓᑕ ᐊᒻᒪᓗ ᐊᐱᕐᓱᕐᑕᐅᓂᖓᑕ, ᓇᓗᓇᐃᕐᑕᑦ ᐃᒫᒃ % ᑲᑎᑦᑐᑦ ᒪᖃᐃᑕᑦ ᑎᑎᕋᕐᑕᐅᒪᔪᑦ — **ᐊᒻᕋᒍ 3 (ᔫᓂ 1998 - ᒪᐃ 1999)**

Itkaumajaujut angunahuktunun apihijauvaktunutlu, kanuk amigaitiginit tamakiklugin angujauhimajut — **Ukiunga 3 (June 1998 - May 1999)**

Month/ᑕᕿᖓ/Tatkia			JUN ᔫᓂ	JUL ᔪᓚᐃ	AUG ᐊᐅᒻᒍᑎ	SEP ᓱᑎᒻᐱᓇ	OCT ᐅᑦᑐᐱᓇ	NOV ᓄᓇᒻᐱᓇ	DEC ᑏᓯᒻᐱᓇ	JAN ᒎᓐᓄᐊᓇ	FEB ᓈᕝᕗᐊᓇ	MAR ᒪᕐᓯ	APR ᐃᕐᓇᓕ	MAY ᒪᐃ	Total ᑲᑎᑦᑐᑦ Tamakiklugin
Recall Period	ᐅᑎᕝᕕᐅᔪᑦ	**Pigiakvia**													
≤ 3 months	≤ 3 ᑕᕿᑦ	≤ tatkin pingahut	7	11	100	100	100	100	100	97	100	100	100	100	86
4-6 months	4-6 ᑕᕿᑦ	tatkin hitaman 6nut	93	89	0	0	0	0	0	3	0	0	0	0	14
> 6 months	> 6 ᑕᕿᑦ	> 6 tatkin	0	0	0	0	0	0	0	0	0	0	0	0	0

TABLE/ᓇᓗᓇᐃᔭᐅᑦ/NAUNAIKUTA 302

Number of hunters harvesting each species — **Year 3 (June 1998 - May 1999)**

ᖃᑦᓯᐅᓂᖏᑦ ᒪᖃᐃᑏᑦ ᐊᖑᓇᓱᒃᐸᑦᑐᑦ ᐊᑐᓂᒃ ᐆᒪᔪᕐᓂᒃ — **ᐊᒃᕋᒍ 3 (ᔫᓂ 1998 - ᒪᐃ 1999)**

Amigaitiginigin angunahukpaktun anguvaktaitlu kanugitugiagin — **Ukiunga 3 (June 1998 - May 1999)**

Month/ᑕᕝᕙᖓ/Tatkia			JUN ᔫᓂ	JUL ᔪᓚᐃ	AUG ᐊᐅᒃᑯᑎ	SEP ᓱᑎᒃᐱᓇ	OCT ᐅᑦᑐᐱᓇ	NOV ᓄᓇᒃᐱᓇ	DEC ᑏᓯᒃᐱᓇ	JAN ᒎᖕᓄᐊᓇ	FEB ᓈᕝᕗᐊᓇ	MAR ᒪᕐᓯ	APR ᐃᕐᓇᓕ	MAY ᒪᐃ	Total ᑲᑎᑦᑐᑦ Tamakiklugin
Species	**ᐆᒪᔪᑦ**	**Umajuin**													
Caribou	ᑐᒃᑐᐃᑦ	Tuktut				3			3		4	2			11
Polar bear#	ᓇᓄᐃᑦ#	Nanuit#	n/d	n/d	n/d	n/d	n/d	n/d	n/d	n/d	n/d	n/d	n/d	n/d	n/d
Arctic fox	ᑎᓇᒐᓐᓂᐊᑦ	Tigiganiat					1	4	5	2	4	1	2		14
Coloured fox	ᖃᑯᓐᖏᑦᑐᑦ ᑎᓇᒐᓐᓂᐊᑦ	Kalaliit tigiganiat				1	2	1	3	4	6	5			12
Arctic hare	ᐅᑲᓪᓕ	Ukalik				2	3	2		5	3	4	4	1	16
Ringed seal	ᓇᕐᓲᑦ	Natiinat	14	17	17	21	24	29	17	31	28	22	20	15	66
Bearded seal	ᐅᒡᔪᐃᑦ	Ukyuk		1	3	4	6	1	2	6	4	4			19
Walrus	ᐊᐃᐃᑦ	Akvik	1			2	1								4
Beluga	ᖃᑯᑦᑕᑦ ᕿᓚᓗᒐᑦ	Kilalugak	7	3	4	2	1							2	14
Snow goose	ᑲᖑᐃᑦ	Kanguq	2		1	20	10						1	22	40
Canada goose	ᓂᕐᓗᓪᓕ	Nikliknik	24	24	14	22	5						32	47	80
Brant goose	ᓂᕐᓕᕐᓇᐃᑦ	Nirlirnaq				3	1								4
Old squaw	ᐊᒋᐊᕐᔪᐃᑦ	Aahangik					6	7		1		3		1	17
Eider duck	ᒥᑏᑦ	Kingalik	14	9	4	15	43	57	26	16	14	12	1	6	71
Tundra swan	ᖁᒃᔪᐃᑦ	Kukyuk			1	1									1
Common merganser	ᐸᐃᑦ	Nuyaralik	1	5		3	3	5						1	16
Red breasted merganser	ᑲᒃᓴᑦᑐᑦ	Red breasted merganser	1	1	1										2
Black scoter	ᐱᑦᓯᐅᓛᕐᐸᐃᑦ	Black scoter		2		1									3
White-winged scoter	ᖃᑯᑦᑕᓕᒃ ᐃᓴᓯᖓ ᐱᑦᓯᐅᓛᒃᐸᒃ	White-winged scoter					1								1
Arctic loon	ᑑᓪᓕᖅ	Maliriq			1										1
Red-throated loon	ᖃᖅᓴᐅᑦ	Qaqhuaq	1												1
Yellow-billed loon	ᑑᓪᓕᕐᔪᐊᖅ	Tuulik		1											1
Ptarmigan	ᐊᕿᒃᑏᑦ	Akilgik		1			4	6	11	17	7	18	19	2	45
Goose eggs	ᑲᖑᐃᑦ ᒪᓐᓂᖏᑦ	Uluaguliit manniit	4										3	26	29
Duck eggs	ᒥᑏᑦ ᒪᓐᓂᖏᑦ	Tinmiat manniit	2	3									1		6
Seagull eggs	ᓇᐅᔭᐃᑦ ᒪᓐᓂᖏᑦ	Nauyat manniit		4										2	6
Thick-billed murre eggs	ᐊᑉᐸᐃᑦ ᒪᓐᓂᖏᑦ	Thick-billed murre eggs		1											1
Black guillemot eggs	ᐱᑦᓯᐅᓛᑦ ᒪᓐᓂᖏᑦ	Black guillemot eggs		2											2
Arctic char	ᐃᖃᓗᒃᐱᑦ	Ikaliviit	38	37	31	14	8	27	38	8	3	25	63	64	111
Whitefish	ᑲᕕᓯᓛᑦ	Kapihiliit					1	5	8	1			1		11
Cod	ᐆᒐᐃᑦ	Ugak	3	3	2	6	11	5	2	3	3	3	8	1	34
Sculpin	ᑲᓇᔪᐃᑦ	Kanayuk	1	2	2	3	4	3		1		3	4	5	21
Mussels	ᑲᕕᓯᓛᑦ	Uviluvaloet						2	1	5	5	4	5	1	16

No data are available corresponding to the harvest numbers shown in the harvest estimates table which were provided by DSD.

ᑎᑎᕋᓯᒪᔪᓂᒃ ᐱᑕᖃᖏᑦᑐᖅ ᐱᔾᔪᑎᓕᖏᓂᒃ ᐊᖑᔭᑦ ᖃᑦᓯᐅᓂᖏᓐᓄᑦ ᐊᓚᒃᑲᐅᒪᔪᓄᑦ ᐊᖑᔭᓄᑦ ᓇᓚᐅᑦᓴᑎᓂ ᑐᓂᔭᖏᓐᓂ ᐃᑯᐱᕐᕕᓕᓇᕆᑦ.

Nahagauhimaitut titigakhimajunik pitman kanuk angujaukatakhimajunik kanukitunit pijaumajut ikupiktulikijinik.

TABLE/ᓇᓗᓇᐃᔭᐅᑦ/NAUNAIKUTA 303

Monthly harvest estimates
ᑕᕿᑖᒪᑦ ᐊᖑᔭᓄᑦ ᓇᓚᐅᑦᓴᕈᑏᑦ
Tatkiktamat nahaktauvaktun

Year 4 (June 1999 - May 2000)
ᐊᒻᕐᒍ 4 (ᔫᓂ 1999 - ᒪᐃ 2000)
Ukiunga 4 (June 1999 - May 2000)

Month/ᑕᕿᖓ/Tatkia			JUN ᔫᓂ	JUL ᔪᓚᐃ	AUG ᐊᐅᒡᒍᑎ	SEP ᓱᑎᒡᐱᕆ	OCT ᐅᑦᑐᐱᕆ	NOV ᓄᓇᒡᐱᕆ	DEC ᑏᓯᒡᐱᕆ	JAN ᒨᓐᓄᐊᕆ	FEB ᓈᕝᕗᐊᕆ	MAR ᒫᑦᓯ	APR ᐃᑦᓇᓕ	MAY ᒪᐃ	Total ᑲᑎᑦᑐᒋᑦ Tamakiklugin ± 95% CI
Species	**ᐆᒪᔪᑦ**	**Umajuin**													
Caribou	ᑐᒃᑐᐃᑦ	Tuktut								1			3		4 ± 2
Polar bear‡	ᓇᓄᐃᑦ‡	Nanuit‡										23			23
Arctic fox	ᑎᓇᒐᓐᓂᐊᑦ	Tigiganiat				1	10	24	36	21	25	3	5	2	127 ± 25
Coloured fox	ᖃᑯᓐᖏᑦᑐᑦ ᑎᓇᒐᓐᓂᐊᑦ	Kalaliit tigiganiat					5	23	9	18	13	1	1	1	71 ± 17
Arctic hare	ᐅᑲᓖᑦ	Ukalik				6	10	1	3	6	3	10	7	2	48 ± 9
Ringed seal	ᓇᑦᔫᑦ	Natiinat	10	41	57	59	77	63	50	151	90	64	64	37	763 ± 67
Bearded seal	ᐅᒻᔪᐃᑦ	Ukyuk		11	1	6	1			2		2	3		26 ± 6
Beluga	ᖃᑯᑦᑕᑦ ᕿᓚᓗᒐᑦ	Kilalugak	26	5										7	38 ± 6
Snow goose	ᑲᖑᐃᑦ	Kanguq	7		1	62								62	132 ± 47
Canada goose	ᓂᑦᓖᑦ	Nikliknik	246	579	123	86	24			1			301	1,720	3,080 ± 256
Old squaw	ᐊᒻᒋᐊᑦᔪᐃᑦ	Aahangik		1		3	7	2	32	1	3	8		4	61 ± 29
Eider duck	ᒥᑏᑦ	Kingalik	113	72	73	119	620	1,004	553	165	531	234	11	14	3,509 ± 360
Tundra swan	ᖁᒻᔪᐃᑦ	Kukyuk			1			1							2 ± 1
Common merganser	ᐸᐃᑦ	Nuyaralik	3	86	32	2	1							4	128 ± 32
Red breasted merganser	ᑲᒃᓗᑦᑐᑦ	Red breasted merganser			1										1 ± 0
Greater scaup	ᐊᖏᓂᖅᓴᖅ ᓱᑲᑉ	Greater scaup	1	4											5 ± 2
White-winged scoter	ᖃᑯᑦᑕᓕᒃ ᐃᓴᕈᖓ ᐱᑦᓱᐅᓛᒃᑉᒃ	White-winged scoter				1									1 ± 1
Surf scoter	ᖃᑯᑦᑕᓖᑦ ᖃᐅᖓᒍᑦ ᐱᑦᓱᐅᓛᑦᐸᑦ	Surf scoter	4	27	11	10									52 ± 17
Yellow-billed loon	ᑑᒃᓕᑦᔪᐊᑦ	Tuulik				10									10 ± 8
Black guillemot	ᐱᑦᓱᐅᓛᑦ	Black guillemot		6	4										10 ± 5
Ptarmigan	ᐊᕿᒻᒋᑦ	Akilgik				5	6	6	10	21	9	16	66	135	274 ± 34
Eggs (unspecified)	ᐊᓯᖏᑦ ᑎᒻᒥᐊᑦ ᒪᓐᓂᖏᑦ	Manniit	48	350											398 ± 80
Goose eggs	ᑲᖑᐃᑦ ᒪᓐᓂᖏᑦ	Uluaguliit manniit												262	262 ± 56
Duck eggs	ᒥᑏᑦ ᒪᓐᓂᖏᑦ	Tinmiat manniit	100	115											215 ± 82
Seagull eggs	ᓇᐅᔭᐃᑦ ᒪᓐᓂᖏᑦ	Nauyat manniit												13	13 ± 11
Eider down∅	ᒥᑏᑦ ᖁᓂᕈᖏᑦ∅	Mitiit qiviungit∅	56	521											577 ± 329
Arctic char	ᐃᖃᓗᒃᐲᑦ	Ikaliviit	817	1,010	674	395	335	667	1,935	180	108	559	1,307	2,310	10,297 ± 687
Whitefish	ᑲᕕᓯᓖᑦ	Kapihiliit							439	1					440 ± 307
Cod	ᐆᒪᐃᑦ	Ugak	2	16	28	147	186	67	6		9	136	6	6	609 ± 90
Sculpin	ᑲᓇᔪᐃᑦ	Kanayuk		24	93	51	6					18		36	228 ± 50
Clams	ᐊᒻᒧᒪᔪᑦ	Uviluq												17	17 ± 14
Mussels	ᐅᕕᓗᐃᑦ	Uviluvaloet	407	579	1,034	732	73	73	1,291	6,505	1,263	6,153	479	165	18,754 ± 2,454

‡ Polar bear data supplied by DSD.
∅ Number of nests harvested.

‡ ᓇᓄᔅᓄᑦ ᑎᑎᕋᑦᑕᒪᔪᑦ ᑐᓂᔭᖏᑦ ᐅᑯᐊ ᐃᑯᐱᕋᕕᓕᕆᔨᑦ.
∅ ᖃᑦᓱᐅᓂᖏᑦ ᐱᑭᐅᑦ ᓄᐊᑕᐅᔪᑦ.

‡ Nanuin nahagaumajut pijauhimajut Ikupiktulikijinik.
∅ Amigaitiginit maniktagauhimajut.

TABLE/ᓇᓗᓇᐃᔭᐅᑦ/NAUNAIKUTA 304

Monthly hunter response — **Year 4 (June 1999 - May 2000)**

ᑕᕿᑖᒪᑦ ᒪᖃᐃᑏᑦ ᑭᐅᓂᖏᑦ — **ᐊᒻᕋᒍ 4 (ᔫᓂ 1999 - ᒪᐃ 2000)**

Tatkiktaman pijauhimajut angunahuktinun — **Ukiunga 4 (June 1999 - May 2000)**

Month/ᑕᕿᖓ/Tatkia			JUN ᔫᓂ	JUL ᔪᓚᐃ	AUG ᐊᐅᒻᒍᑎ	SEP ᓱᑎᒻᐱᓇ	OCT ᐅᑦᑐᐱᓇ	NOV ᓄᓇᒻᐱᓇ	DEC ᑏᓯᒻᐱᓇ	JAN ᒎᓐᓄᐊᓇ	FEB ᓈᕝᕗᐊᓇ	MAR ᒪᕐᓯ	APR ᐃᕐᓇᓕ	MAY ᒪᐃ	Total ᑲᑎᑦᑐᑦ Tamakiklugin
Hunter Response Categories	**ᐊᖑᓇᓱᒃᑏᑦ ᑭᐅᓂᖏᑦ ᐊᒻᒍᕐᓯᒪᓂᖏᑦ**	**Angunahukpaktun Kiujait**													
Monthly hunter list	ᑕᕿᑖᒪᑦ ᒪᖃᐃᑏᑦ	Tatkitaman angunahuktut titigait	153	153	156	157	157	157	157	158	158	158	158	162	166*
Hunters interviewed	ᒪᖃᐃᑏᑦ ᐊᐱᕐᓱᑦᑕᑦ	Angunahuktin apikhuktan	147	145	151	136	136	135	135	149	148	147	147	136	160*
Harvested	ᒪᖃᐃᒃᑐᒥᓃᑦ	Angujaujut	59	67	40	43	42	44	46	39	33	50	70	94	128*
Response Rate (%)	ᑭᐅᔪᑦ ᖃᑦᓯᐅᓂᖏᑦ (%)	Kiujut (%)	96	95	97	87	87	86	86	94	94	93	93	84	91**

* Hunters registered/interviewed/harvested at least once during the year.
** Mean monthly response rate.

* ᐊᖑᓇᓱᒃᑏᑦ ᐊᑎᓕᐅᑦᑕᐅᒪᔪᑦ/ᐊᐱᕐᓱᑦᑕᑦ/ᐊᖑᓇᓱᒃᑐᒥᓃᑦ ᐊᑕᐅᓯᐊᕋᓗᐊᑦᑐᑎᒃ ᐊᒻᕋᒍᒥ.
** ᐊᑦᔨᒌᓕᑎᓯᒪᔪᑦ ᑕᕿᑖᒪᑦ ᑭᐅᔪᑦ.

* Angunahuktin atiliukhimajut/apikhiktaunikut/anguhimajut talvani ukiumi.
** Talvani angunahuknami kiujutaumajut.

TABLE/ᓇᓗᓇᐃᔭᐅᑦ/NAUNAIKUTA 305

Recall period between harvest and interview, expressed as % of total harvest records — **Year 4 (June 1999 - May 2000)**

ᐅᑎᕐᕕᐅᔪᑦ ᐊᑯᕐᖓᓂ ᒪᖃᐃᓐᓂᖓᑕ ᐊᒻᒪᓗ ᐊᐱᕐᓱᕐᑕᐅᓂᖓᑕ, ᓇᓗᓇᐃᕐᑕᑦ ᐃᒫᒃ % ᑲᑎᑦᑐᑦ ᒪᖃᐃᑕᑦ ᑎᑎᕐᕐᑕᐅᒪᔪᑦ — **ᐊᒻᕋᒍ 4 (ᔫᓂ 1999 - ᒪᐃ 2000)**

Itkaumajaujut angunahuktunun apihijauvaktunutlu, kanuk amigaitiginit tamakiklugin angujauhimajut — **Ukiunga 4 (June 1999 - May 2000)**

Month/ᑕᕿᖓ/Tatkia			JUN ᔫᓂ	JUL ᔪᓚᐃ	AUG ᐊᐅᒻᒍᑎ	SEP ᓱᑎᒻᐱᓇ	OCT ᐅᑦᑐᐱᓇ	NOV ᓄᓇᒻᐱᓇ	DEC ᑏᓯᒻᐱᓇ	JAN ᒎᓐᓄᐊᓇ	FEB ᓈᕝᕗᐊᓇ	MAR ᒪᕐᓯ	APR ᐃᕐᓇᓕ	MAY ᒪᐃ	Total ᑲᑎᑦᑐᑦ Tamakiklugin
Recall Period	**ᐅᑎᕐᕕᐅᔪᑦ**	**Pigiakvia**													
≤ 3 months	≤ 3 ᑕᕿᑦ	≤ tatkin pingahut	100	100	0	0	11	93	96	95	99	82	97	96	77
4-6 months	4-6 ᑕᕿᑦ	tatkin hitaman 6nut	0	0	93	96	89	7	4	0	0	0	0	0	20
> 6 months	> 6 ᑕᕿᑦ	> 6 tatkin	0	0	7	4	0	0	0	5	1	18	3	4	3

TABLE/ᓇᓗᓇᐃᔭᐅᑦ/NAUNAIKUTA 306

Number of hunters harvesting each species — **Year 4 (June 1999 - May 2000)**

ᖃᑦᓯᐅᓂᖏᑦ ᒪᖃᐃᑏᑦ ᐊᖑᓇᓱᒃᐸᑦᑐᑦ ᐊᑐᓂᒃ ᐆᒪᔪᕐᓂᒃ — **ᐊᒡᕐᒍ 4 (ᔫᓂ 1999 - ᒪᐃ 2000)**

Amigaitiginigin angunahukpaktun anguvaktaitlu kanugitugiagin — **Ukiunga 4 (June 1999 - May 2000)**

Month/ᑕᑭᖓ/Tatkia			JUN ᔫᓂ	JUL ᔪᓚᐃ	AUG ᐊᐅᒡᒍᑎ	SEP ᓱᑎᒡᐱᓇ	OCT ᐅᑦᑐᐱᓇ	NOV ᓄᓇᒡᐱᓇ	DEC ᑏᓯᒡᐱᓇ	JAN ᒎᖕᓄᐊᓇ	FEB ᓈᕝᕗᐊᓇ	MAR ᒪᑦᓯ	APR ᐃᑦᓇᓕ	MAY ᒪᐃ	Total ᑲᑎᑦᑐᑦ Tamakiklugin
Species	**ᐆᒪᔪᑦ**	**Umajuin**													
Caribou	ᑐᒃᑐᐃᑦ	Tuktut								1			1		2
Polar bear#	ᓇᓄᐃᑦ#	Nanuit#	n/d	n/d	n/d	n/d	n/d	n/d	n/d	n/d	n/d	n/d	n/d	n/d	n/d
Arctic fox	ᑎᓇᒐᖕᓂᐊᑦ	Tigiganiat				1	2	9	8	4	4	1	1	2	19
Coloured fox	ᖃᑯᖕᖏᑦᑐᑦ ᑎᓇᒐᖕᓂᐊᑦ	Kalaliit tigiganiat					3	5	3	5	4	1	1	1	17
Arctic hare	ᐅᑲᓖᑦ	Ukalik				1	5	1	1	2	2	4	6	2	18
Ringed seal	ᓇᑦᓱᑦ	Natiinat	7	21	15	14	11	8	10	31	27	16	21	13	60
Bearded seal	ᐅᒡᔪᐃᑦ	Ukyuk		6	1	2	1			1		2	3		12
Beluga	ᖃᑯᑦᑕᑦ ᕿᓚᓗᒐᑦ	Kilalugak	9	5										6	12
Snow goose	ᑲᖑᐃᑦ	Kanguq	2		1	7								5	15
Canada goose	ᓂᕐᓖᑦ	Nikliknik	23	33	15	14	2			1			27	54	81
Old squaw	ᐊᒻᒋᐊᕐᔪᐃᑦ	Aahangik		1		2	3	2	1	1	1	1		1	11
Eider duck	ᒥᑏᑦ	Kingalik	16	10	5	13	32	33	23	17	10	11	2	4	60
Tundra swan	ᖁᒡᔪᐃᑦ	Kukyuk			1			1							2
Common merganser	ᐸᐃᑦ	Nuyaralik	2	12	5	2	1							1	18
Red breasted merganser	ᑲᒃᓗᑦᑐᑦ	Red breasted merganser			1										1
Greater scaup	ᐊᖏᓂᖅᓴᖅ ᓯᑲᑉ	Greater scaup	1	1											2
White-winged scoter	ᖃᑯᑦᑕᓕᒃ ᐃᓴᕈᖑ ᐱᑦᓱᐅᓛᒃᐸᒃ	White-winged scoter				1									1
Surf scoter	ᖃᑯᑦᑕᓖᑦ ᖃᐅᖑᒍᑦ ᐱᑦᓱᐅᓛᕐᐸᑦ	Surf scoter	2	3	2	2									7
Yellow-billed loon	ᑑᒥᓕᕐᔪᐊᑦ	Tuulik				1									1
Black guillemot	ᐱᑦᓱᐅᓛᑦ	Black guillemot		1	1										2
Ptarmigan	ᐊᕿᒡᒋᑦ	Akilgik				1	2	2	3	4	3	7	14	22	41
Eggs (unspecified)	ᐊᓯᖕᒋᑦ ᑎᒻᒥᐊᑦ ᒪᖕᓂᖕᒋᑦ	Manniit	1	4											5
Goose eggs	ᑲᖑᐃᑦ ᒪᖕᓂᖕᒋᑦ	Uluaguliit manniit												18	18
Duck eggs	ᒥᑏᑦ ᒪᖕᓂᖕᒋᑦ	Tinmiat manniit	2	2											4
Seagull eggs	ᓇᐅᔭᐃᑦ ᒪᖕᓂᖕᒋᑦ	Nauyat manniit												1	1
Eider down	ᒥᑏᑦ ᖁᓂᕈᖕᒋᑦ	Mitiit qiviungit	3	4											7
Arctic char	ᐃᖃᓗᒃᐲᑦ	Ikaliviit	34	49	25	18	11	19	33	4	4	14	42	66	107
Whitefish	ᑲᐱᓯᓖᑦ	Kapihiliit							4	1					4
Cod	ᐆᒐᐃᑦ	Ugak	1	1	5	9	8	5	2		1	16	2	2	35
Sculpin	ᑲᓇᔪᐃᑦ	Kanayuk		1	2	2	2					2		5	13
Clams	ᐊᒻᒧᒪᔪᑦ	Uviluq												1	1
Mussels	ᐅᐱᓗᐃᑦ	Uviluvaloet	1	1	1	2	1	1	4	4	3	8	1	1	17

‡‡ No data are available corresponding to the harvest numbers shown in the harvest estimates table which were provided by DSD.

‡‡ ᑎᑎᕋᓯᒪᔪᓂᒃ ᐱᑕᖃᖕᖏᑦᑐᖅ ᐱᔾᔪᑎᓕᖕᓂᒃ ᐊᖑᔭᑦ ᖃᑦᓯᐅᓂᖏᖕᓄᑦ ᐊᓚᒃᑲᐅᒪᔪᓄᑦ ᐊᖑᔭᓄᑦ ᓇᓚᐅᑦᓴᑎᓂ ᑐᓂᔭᖕᒋᓂ ᐃᑯᐱᕐᕕᓕᓂᓘᑦ.

‡‡ Nahagauhimaitut titigakhimajunik pitman kanuk angujaukatakhimajunik kanukitunit pijaumajut ikupiktulikijinik.

TABLE/ᓇᓗᓇᐃᔭᐅᑦ/NAUNAIKUTA 307

Monthly harvest estimates
ᑕᕿᑖᒪᑦ ᐊᖑᔭᓄᑦ ᓇᓚᐅᑦᓴᕈᑏᑦ
Tatkiktamat nahaktauvaktun

Year 5 (June 2000 - May 2001)
ᐊᒻᕐᒍ 5 (ᔫᓂ 2000 - ᒪᐃ 2001)
Ukiunga 5 (June 2000 - May 2001)

Month/ᑕᕿᖓ/Tatkia			JUN ᔫᓂ	JUL ᔪᓚᐃ	AUG ᐊᐅᒻᒍᑎ	SEP ᓱᑎᒻᐱᕆ	OCT ᐅᑦᑐᐱᕆ	NOV ᓄᓇᒻᐱᕆ	DEC ᑏᑭᒻᐱᕆ	JAN ᒣᓐᓄᐊᕆ	FEB ᓈᕝᕗᐊᕆ	MAR ᒪᑦᓯ	APR ᐃᑦᓇᓕ	MAY ᒪᐃ	Total ᑲᑎᑦᑐᒋᑦ Tamakiklugin ± 95% CI
Species	**ᐆᒪᔪᑦ**	**Umajuin**													
Caribou	ᑐᒃᑐᐃᑦ	Tuktut			2				14				4	1	21 ± 5
Polar bear‡	ᓇᓄᐃᑦ‡	Nanuit‡									2	6			8
Arctic fox	ᑎᓇᒐᓐᓂᐊᑦ	Tigiganiat				1		10	6	16	7	4	3		47 ± 6
Coloured fox	ᖃᑯᖕᒋᑦᑐᑦ ᑎᓇᒐᓐᓂᐊᑦ	Kalaliit tigiganiat						9	2	7	1	1	2		22 ± 3
Arctic hare	ᐅᑲᓖᑦ	Ukalik				1	3		5	2	2	2	4	6	25 ± 4
Ringed seal	ᓇᑦᔫᑦ	Natiinat	21	65	35	38	36	9	45	86	89	127	45	44	640 ± 45
Bearded seal	ᐅᒡᔪᐃᑦ	Ukyuk		6	4		1	2	1						14 ± 4
Walrus	ᐊᐃᕕᑦ	Akvik		1											1 ± 1
Beluga	ᖃᑯᑦᑕᑦ ᕿᓚᓗᒐᑦ	Kilalugak	14	3					4	11				27	59 ± 13
Snow goose	ᑲᖑᐃᑦ	Kanguq				347	166						1	32	546 ± 67
Canada goose	ᓂᑦᓖᑦ	Nikliknik	396	184	6	90	11						134	754	1,575 ± 198
Ross's goose	ᖃᕋᑦᔪᐃᑦ	Kakat				2									2 ± 1
Brant goose	ᓂᑦᓕᑦᓇᐃᑦ	Nirlirnaq				13	14								27 ± 7
Old squaw	ᐊᒻᑭᐊᑦᔪᐃᑦ	Aahangik				1	7		2	2	1				13 ± 2
Pintail	ᕐᓗᒻᒧᐊᔫᑦ	Arnaviaq												1	1 ± 1
Eider duck	ᒥᑏᑦ	Kingalik	44	30	1	72	114	523	540	169	274	69		29	1,865 ± 101
Tundra swan	ᖁᒡᔪᐃᑦ	Kukyuk	3												3 ± 3
Common merganser	ᐸᐃᑦ	Nuyaralik	4	49	53	51			3						160 ± 42
Red breasted merganser	ᑲᒃᓕᕐᑐᑦ	Red breasted merganser			9	1									10 ± 11
White-winged scoter	ᐱᑦᓯᐅᓛᑦᐸᐃᑦ	White-winged scoter	1	16	14	3									34 ± 18
Surf scoter	ᖃᑯᑦᑕᓖᑦ ᖃᐅᖓᒍᑦ ᐱᑦᓯᐅᓛᑦᐸᑦ	Surf scoter					1								1 ± 0
Red-throated loon	ᖃᖅᓴᐅᑦ	Qaqhuaq			2										2 ± 2
Yellow-billed loon	ᑑᓪᓗᒻᔪᐊᖅ	Tuulik					1								1 ± 0
Black guillemot	ᐱᑦᓯᐅᓛᑦ	Black guillemot		3		1									4 ± 3
Ptarmigan	ᐊᕿᒻᒋᑦ	Akilgik	16	4	2		6		4	6	9	54	85	16	202 ± 26
Snowy owl	ᐅᒃᐱᒃᔪᐊᑦ	Ookpik										1			1 ± 1
Goose eggs	ᑲᖑᐃᑦ ᒪᓐᓂᖏᑦ	Uluaguliit manniit	181	20										627	828 ± 166
Duck eggs	ᒥᑏᑦ ᒪᓐᓂᖏᑦ	Tinmiat manniit	57												57 ± 73
Seagull eggs	ᓇᐅᔭᐃᑦ ᒪᓐᓂᖏᑦ	Nauyat manniit												1	1 ± 1
Eider down∅	ᒥᑏᑦ ᖁᓂᖕᖏᑦ∅	Mitiit qiviungit∅		43											43 ± 36
Arctic char	ᐃᖃᓗᒃᐱᑦ	Ikaliviit	877	835	682	606	181	133	705	173	71	1,101	2,067	1,401	8,832 ± 685
Whitefish	ᑲᕕᓯᓖᑦ	Kapihiliit						20	87	28	19	4	6		164 ± 14
Cod	ᐆᒪᐃᑦ	Ugak	3	54		94	401	71		1	15	3,619	191	124	4,573 ± 2,253
Sculpin	ᑲᓇᔪᐃᑦ	Kanayuk	70	37	17	6	30			1				178	339 ± 82
Mussels	ᐅᕕᓗᐃᑦ	Uviluvaloet	1,950	372			72	1,078	2,100		6,757	14,123	9,552	525	36,529 ± 6,891

‡ Polar bear data supplied by DSD.
∅ Number of nests harvested.

‡ ᓇᓄᑦᓄᑦ ᑎᑎᕋᑦᑕᒪᔪᑦ ᑐᓂᒃᖏᑦ ᐅᑯᐊ ᐃᑯᐱᕐᕕᓕᕆᔨᑦ.
∅ ᖃᑦᓯᐅᓂᖏᑦ ᐱᑭᐅᑦ ᓄᐊᑕᐅᔪᑦ.

‡ Nanuin nahagaumajut pijauhimajut Ikupiktulikijinik.
∅ Amigaitiginit maniktagauhimajut.

TABLE/ᓇᓗᓇᐃᔭᐅᑦ/NAUNAIKUTA 308

Monthly hunter response — **Year 5 (June 2000 - May 2001)**

ᑕᕿᑖᒪᑦ ᒪᖃᐃᑏᑦ ᑭᐅᓂᖏᑦ — **ᐊᒻᕋᒍ 5 (ᔫᓂ 2000 - ᒪᐃ 2001)**

Tatkiktaman pijauhimajut angunahuktinun — **Ukiunga 5 (June 2000 - May 2001)**

Month/ᑕᕿᖓ/Tatkia			JUN ᔫᓂ	JUL ᔪᓚᐃ	AUG ᐊᐅᒻᒍᑎ	SEP ᓱᑎᒻᐱᓇ	OCT ᐅᑦᑐᐱᓇ	NOV ᓄᓇᒻᐱᓇ	DEC ᑏᓯᒻᐱᓇ	JAN ᒎᓐᓄᐊᓇ	FEB ᓈᕝᐅᐊᓇ	MAR ᒪᕐᓯ	APR ᐃᑦᓇᓕ	MAY ᒪᐃ	Total ᑲᑎᑦᑐᑦ Tamakiklugin
Hunter Response Categories	**ᐊᖑᓇᓱᒃᑏᑦ ᑭᐅᓂᖏᑦ ᐊᒻᒍᓯᓯᒪᓂᖏᑦ**	**Angunahukpaktun Kiujait**													
Monthly hunter list	ᑕᕿᑖᒪᑦ ᒪᖃᐃᑏᑦ	Tatkitaman angunahuktut titigait	163	162	162	163	168	167	166	165	168	167	167	167	171*
Hunters interviewed	ᒪᖃᐃᑏᑦ ᐊᐱᓯᑦᑕᑦ	Angunahuktin apikhuktan	113	123	121	144	160	156	160	160	158	151	150	143	167*
Harvested	ᒪᖃᐃᒃᑐᒥᓃᑦ	Angujaujut	48	34	25	53	54	38	48	43	34	45	69	99	137*
Response Rate (%)	ᑭᐅᓐ ᖃᑦᓯᐅᓂᖏᑦ (%)	Kiujut (%)	69	76	75	88	95	93	96	97	94	90	90	86	88**

* Hunters registered/interviewed/harvested at least once during the year.
** Mean monthly response rate.

* ᐊᖑᓇᓱᒃᑏᑦ ᐊᑎᓕᐅᑦᑕᐅᒪᔪᑦ/ᐊᐱᕐᓱᑦᑕᑦ/ᐊᖑᓇᓱᒃᑐᒥᓃᑦ ᐊᑕᐅᓯᐊᕐᓗᐊᑦᑐᑎᒃ ᐊᒻᕋᒥ.
** ᐊᒃᐅᒋᓕᑦᑎᓯᒪᔪᑦ ᑕᕿᑖᒪᑦ ᑭᐅᔪᑦ.

* Angunahuktin atiliukhimajut/apikhiktaunikut/anguhimajut talvani ukiumi.
** Talvani angunahuknami kiujutaumajut.

TABLE/ᓇᓗᓇᐃᔭᐅᑦ/NAUNAIKUTA 309

Recall period between harvest and interview, expressed as % of total harvest records — **Year 5 (June 2000 - May 2001)**

ᐅᑎᕐᕕᐅᔪᑦ ᐊᑯᕐᖓᓂ ᒪᖃᐃᓐᓂᖓᑕ ᐊᒻᒪᓗ ᐊᐱᕐᓱᕐᑕᐅᓂᖓᑕ, ᓇᓗᓇᐃᕐᑕᑦ ᐃᒫᒃ % ᑲᑎᑦᑐᑦ ᒪᖃᐃᑕᑦ ᑎᑎᕐᕐᑕᐅᒪᔪᑦ — **ᐊᒻᕋᒍ 5 (ᔫᓂ 2000 - ᒪᐃ 2001)**

Itkaumajaujut angunahuktunun apihijauvaktunutlu, kanuk amigaitiginit tamakiklugin angujauhimajut — **Ukiunga 5 (June 2000 - May 2001)**

Month/ᑕᕿᖓ/Tatkia			JUN ᔫᓂ	JUL ᔪᓚᐃ	AUG ᐊᐅᒻᒍᑎ	SEP ᓱᑎᒻᐱᓇ	OCT ᐅᑦᑐᐱᓇ	NOV ᓄᓇᒻᐱᓇ	DEC ᑏᓯᒻᐱᓇ	JAN ᒎᓐᓄᐊᓇ	FEB ᓈᕝᐅᐊᓇ	MAR ᒪᕐᓯ	APR ᐃᑦᓇᓕ	MAY ᒪᐃ	Total ᑲᑎᑦᑐᑦ Tamakiklugin
Recall Period	**ᐅᑎᕐᕕᐅᔪᑦ**	**Pigiakvia**													
≤ 3 months	≤ 3 ᑕᕿᑦ	≤ tatkin pingahut	99	71	79	98	90	94	96	100	93	100	100	100	95
4-6 months	4-6 ᑕᕿᑦ	tatkin hitaman 6nut	0	0	0	0	0	0	0	0	0	0	0	0	0
> 6 months	> 6 ᑕᕿᑦ	> 6 tatkin	1	29	21	2	10	6	4	0	7	0	0	0	5

TABLE/ᓇᓗᓇᐃᔭᐅᑦ/NAUNAIKUTA 310

Number of hunters harvesting each species — **Year 5 (June 2000 - May 2001)**

ᖃᑦᓯᐅᓂᖏᑦ ᒪᖃᐃᑏᑦ ᐊᖑᓇᓱᒃᐸᑦᑐᑦ ᐊᑐᓂᒃ ᐆᒪᔪᕐᓂᒃ — **ᐊᒻᕐᒍ 5 (ᔫᓂ 2000 - ᒪᐃ 2001)**

Amigaitiginigin angunahukpaktun anguvaktaitlu kanugitugiagin — **Ukiunga 5 (June 2000 - May 2001)**

Month/ᑕᕝᕙᖓ/Tatkia			JUN ᔫᓂ	JUL ᔪᓚᐃ	AUG ᐊᐅᒡᒍᑎ	SEP ᓱᑎᒡᐱᕆ	OCT ᐅᑦᑐᐱᕆ	NOV ᓄᓇᒡᐱᕆ	DEC ᑏᓯᒡᐱᕆ	JAN ᒣᓐᓄᐊᕆ	FEB ᓈᕝᕗᐊᕆ	MAR ᒪᑦᓯ	APR ᐃᑦᓇᓕ	MAY ᒪᐃ	Total ᑲᑎᑦᑐᑦ Tamakiklugin
Species	**ᐆᒪᔪᑦ**	**Umajuin**													
Caribou	ᑐᒃᑐᐃᑦ	Tuktut			1				2				1	1	4
Polar bear‡	ᓇᓄᐃᑦ‡	Nanuit‡	n/d	n/d	n/d	n/d	n/d	n/d	n/d	n/d	n/d	n/d	n/d	n/d	n/d
Arctic fox	ᑎᓇᒐᓐᓂᐊᑦ	Tigiganiat				1		4	5	6	5	2	3		15
Coloured fox	ᖃᑯᖕᖏᑦᑐᑦ ᑎᓇᒐᓐᓂᐊᑦ	Kalaliit tigiganiat						4	2	5	1	1	2		11
Arctic hare	ᐅᑲᓖᑦ	Ukalik				1	3		3	2	2	2	2	3	15
Ringed seal	ᓇᑦᓱᑦ	Natiinat	6	10	8	16	13	5	17	27	22	22	16	14	55
Bearded seal	ᐅᒻᔪᐃᑦ	Ukyuk		4	2		1	2	1						7
Walrus	ᐊᐃᕕᑦ	Akvik		1											1
Beluga	ᖃᑯᑦᑕᑦ ᕿᓚᓗᒐᑦ	Kilalugak	5	1					2	6				8	17
Snow goose	ᑲᖑᐃᑦ	Kanguq				24	14						1	11	35
Canada goose	ᓂᑦᓖᑦ	Nikliknik	22	14	2	15	7						28	54	78
Ross's goose	ᖃᕋᑦᔪᐃᑦ	Kakat				1									1
Brant goose	ᓂᑦᓕᑦᓇᐃᑦ	Nirlirnaq				4	4								8
Old squaw	ᐊᒻᒋᐊᑦᔪᐃᑦ	Aahangik				1	4		1	1	1				8
Pintail	ᕐᓘᒻᒧᐊᔫᑦ	Arnaviaq												1	1
Eider duck	ᒥᑏᑦ	Kingalik	7	6	1	7	24	30	25	7	8	8		6	61
Tundra swan	ᕐᓘᔪᐃᑦ	Kukyuk	2												2
Common merganser	ᐸᐃᑦ	Nuyaralik	2	7	7	10			1						20
Red breasted merganser	ᑲᒃᓕᕐᑐᑦ	Red breasted merganser			1	1									2
White-winged scoter	ᐱᑦᓯᐅᓛᑦᐸᐃᑦ	White-winged scoter	1	2	3	2									7
Surf scoter	ᖃᑯᑦᑕᓖᑦ ᖃᐅᖓᒍᑦ ᐱᑦᓯᐅᓛᑦᐸᑦ	Surf scoter					1								1
Red-throated loon	ᖃᖅᓴᐅᑦ	Qaqhuaq			1										1
Yellow-billed loon	ᑑᓪᓗᒻᔪᐊᖅ	Tuulik					1								1
Black guillemot	ᐱᑦᓯᐅᓛᑦ	Black guillemot		1		1									2
Ptarmigan	ᐊᕿᒻᒋᑦ	Akilgik	5	2	1		3		1	5	4	11	18	5	31
Snowy owl	ᐅᒃᐱᒃᔪᐊᑦ	Ookpik										1			1
Goose eggs	ᑲᖑᐃᑦ ᒪᓐᓂᖏᑦ	Uluaguliit manniit	6	1										28	30
Duck eggs	ᒥᑏᑦ ᒪᓐᓂᖏᑦ	Tinmiat manniit	1												1
Seagull eggs	ᓇᐅᒃᐃᑦ ᒪᓐᓂᖏᑦ	Nauyat manniit												1	1
Eider down	ᒥᑏᑦ ᕐᑯᓂᖕᖏᑦ	Mitiit qiviungit		1											1
Arctic char	ᐃᖃᓗᒃᐱᑦ	Ikaliviit	29	27	16	21	14	10	24	10	5	21	40	60	101
Whitefish	ᑲᕕᓯᓖᑦ	Kapihiliit						2	4	2	2	2	2		6
Cod	ᐆᒪᐃᑦ	Ugak	1	5		7	20	6		1	1	13	10	8	49
Sculpin	ᑲᓇᔪᐃᑦ	Kanayuk	4	2	1	3	4			1				9	20
Mussels	ᐅᕕᓗᐃᑦ	Uviluvaloet	1	1			1	1	2		4	5	4	2	13

‡ No data are available corresponding to the harvest numbers shown in the harvest estimates table which were provided by DSD.

‡ ᑎᑎᕋᓯᒪᔪᓂᒃ ᐱᑕᖃᖅᖏᑦᑐᖅ ᐱᔾᔪᑎᓕᖅᓂᒃ ᐊᖑᔭᑦ ᖃᑦᓯᐅᓂᖏᖅᓄᑦ ᐊᓚᒃᑲᐅᒪᔪᓄᑦ ᐊᖑᔭᓄᑦ ᓇᓚᐅᑦᓴᐅᑎᓂ ᑐᓂᔭᖏᖅᓂ ᐃᑯᐱᕐᕕᓕᕆᔨᑦ.

‡ Nahagauhimaitut titigakhimajunik pitman kanuk angujaukatakhimajunik kanukitunit pijaumajut ikupiktulikijinik.

TABLE/ᓇᓗᓇᐃᔭᐅᑦ/NAUNAIKUTA 311

Annual harvest estimates and five-year mean — **All Years (June 1996 - May 2001)**

ᐊᒡᕋᒍᑕᒫᑦ ᐊᖑᔭᓄᑦ ᓇᓚᐅᑦᓴᕈᑏᑦ ᐊᒻᒪᓗ ᑕᓪᓕᒪᓄᑦ-ᐊᒡᕋᒍᓄᑦ ᐊᔾᔨᒌᓕᕐᑎᓯᒪᔪᑦ — **ᑕᒪᐃᓐᓄᑦ ᐊᒡᕋᒍᓄᑦ (ᓘᓂ 1996 - ᒪᐃ 2001)**

Aragutamat angujauvaktun tatlman araguit iluani — **Tamamik ukiuni (June 1996 - May 2001)**

Study Year/ᖃᐅᔨᓴᕐᓂᒃ ᐊᒡᕋᒍ/Ihivgiukimayut Ukiumi			1	2	3	4	5	Mean ᐊᔾᔨᒌᓕᕐᑎᓯᒪᔪᑦ Amigaitkiyait
			96/97	97/98	98/99	99/00	00/01	
Species	**ᐆᒪᔪᑦ**	**Umajuin**						
Caribou[1]	ᑐᒃᑐᐃᑦ[1]	Tuktut[1]	32	22	38	4	21	23
Polar bear[2]	ᓇᓄᐃᑦ[2]	Nanuit[2]	25	24	25	23	8	21
Arctic fox[3]	ᑎᓇᒐᓐᓂᐊᑦ[3]	Tigiganiat[3]	43	96	32	127	47	69
Coloured fox	ᖃᑯᖕᒋᑦᑐᑦ ᑎᓇᒐᓐᓂᐊᑦ	Kalaliit tigiganiat	6	88	42	71	22	46
Arctic hare	ᐅᑲᓖᑦ	Ukalik	3	17	37	48	25	26
Ringed seal[4]	ᓇᑦᓱᑦ[4]	Natiinat[4]	772	1,224	909	763	640	862
Bearded seal[4]	ᐅᒡᔪᐃᑦ[4]	Ukyuk[4]	39	17	55	26	14	30
Walrus[5]	ᐊᐃᕕᑦ[5]	Akvik[5]	2	2	20	0	1	5
Beluga[6]	ᖃᑯᑦᑕᑦ ᕿᓚᓗᒐᑦ[6]	Kilalugak[6]	12	47	31	38	59	37
Snow goose[7]	ᑲᖑᐃᑦ[7]	Kanguq[7]	216	334	373	132	546	320
Canada goose[8]	ᓂᕐᓖᑦ ᐅᓗᐊᒍᓐᓖᑦ[8]	Nikliknik[8]	1,430	2,369	2,149	3,080	1,575	2,121
Ross's goose[9]	ᖃᕐᔪᐃᑦ[9]	Kakat[9]	0	0	0	0	2	<1
Brant goose	ᓂᑦᓕᕐᓇᐃᑦ	Nirlirnaq	0	71	39	0	27	27
Old squaw	ᐊᒃᑭᐊᕐᔪᐃᑦ	Aahangik	145	94	97	61	13	82
Pintail	ᕐᓗᒻᒧᐊᓘᑦ	Arnaviaq	0	0	0	0	1	<1
Mallard	ᒥᑎᓛᑦ	Mitik	0	1	0	0	0	<1
Eider duck[10]	ᒥᑏᑦ[10]	Kingalik[10]	937	2,490	3,456	3,509	1,865	2,451
Tundra swan	ᕐᓗᒡᔪᐃᑦ	Kukyuk	1	0	7	2	3	3
Common merganser	ᐸᐃᖅ	Nuyaralik	61	150	64	128	160	113
Red breasted merganser[11]	ᑲᒃᓵᕐᑐᑦ[11]	Red breasted merganser[11]	0	1	16	1	10	6
Scaup (unspecified)	ᒥᑏᑦ ᐊᐃᑉᐸᖕᒋᑦ	Scaup	0	1	0	0	0	<1
Greater scaup	ᐊᖏᓂᖅᓴᕐᒥ ᒥᑏᑦ ᐊᐃᑉᐸᖕᒋᑦ	Greater scaup	0	0	0	5	0	1
Black scoter[12]	ᐱᑦᓯᐅᓛᕐᐸᐃᑦ[12]	Black scoter[12]	5	8	12	0	0	5
White-winged scoter[12]	ᖃᑯᑦᑕᓕᒃ ᐃᓴᕈᐊ ᐱᑦᓯᐅᓛᕐᐸᐃᑦ[12]	White-winged scoter[12]	0	0	3	1	34	8
Surf scoter	ᖃᐅᖕᒐ ᖃᑯᑦᑕᓕᒃ ᐱᑦᓯᐅᓛᕐᐸᐃᑦ	Surf scoter	0	0	0	52	1	11
Common loon	ᑑᓪᓕᕐᔪᐊᑦ	Tuulik	2	1	0	0	0	1
Arctic loon	ᑲᒡᓗᓖᑦ	Maliriq	4	1	1	0	0	1
Red-throated loon	ᖃᖅᓴᐅᑦ	Qaqhuaq	4	9	1	0	2	3
Yellow-billed loon[13]	ᑑᓪᓕᕐᔪᐊᑦ[13]	Tuulik[13]	0	3	1	10	1	3
Black guillemot	ᐱᑦᓯᐅᓛᕐ	Black guillemot	38	173	0	10	4	45

311

Study Year/ᖃᐅᔨᓴᕐᕕᒃ ᐊᒃᕐᒍ/Ihivgiukimayut Ukiumi			1 96/97	2 97/98	3 98/99	4 99/00	5 00/01	Mean ᐊᔾᔨᒌᓕᕐᑎᓯᒪᔪᑦ Amigaitkiyait
Species	**ᐆᒪᔪᑦ**	**Umajuin**						
Ptarmigan	ᐊᕿᒡᒋᑦ	Akilgik	30	164	411	274	202	216
Snowy owl	ᐅᒃᐱᒃᔪᐊᑦ	Ookpik	0	2	0	0	1	1
Eggs (unspecified)[14]	ᒪᓐᓃᑦ[14]	Manniit[14]	0	0	0	398	0	80
Goose eggs	ᑲᖑᐃᑦ ᒪᓐᓂᖕᒋᑦ	Uluaguliit manniit	191	420	1,322	262	828	605
Duck eggs	ᒥᑏᑦ ᒪᓐᓂᖕᒋᑦ	Tinmiat manniit	257	299	335	215	57	233
Tundra swan eggs	ᖁᒻᔪᐃᑦ ᒪᓐᓂᖕᒋᑦ	Kukyut manniit	2	0	0	0	0	<1
Seagull eggs	ᓇᐅᔭᐃᑦ ᒪᓐᓂᖕᒋᑦ	Nauyat manniit	35	83	262	13	1	79
Thick-billed murre eggs	ᐊᑉᐸᐃᑦ ᒪᓐᓂᖕᒋᑦ	Thick-billed murre eggs	0	0	35	0	0	7
Black guillemot eggs	ᐱᑦᓯᐅᓛᑦ ᒪᓐᓂᖕᒋᑦ	Black guillemot eggs	0	12	610	0	0	124
Eider down[Ø15]	ᒥᑏᑦ ᖁᓂᕈᖕᒋᑦ[Ø15]	Mitiit qiviungit[Ø15]	0	233	0	577	43	171
Arctic char	ᐃᖃᓗᒃᐱᑦ	Ikaliviit	9,024	10,451	10,243	10,297	8,832	9,769
Whitefish	ᑲᕕᓯᓛᑦ	Kapihiliit	24	551	232	440	164	282
Cod	ᐆᒪᐃᑦ	Ugak	730	1,189	769	609	4,573	1,574
Sculpin	ᑲᓇᔪᐃᑦ	Kanayuk	629	227	325	228	339	350
Clams	ᐊᒻᒧᒪᔪᑦ	Uviluq	0	917	0	17	0	187
Mussels[16]	ᐅᕕᓗᐃᑦ[16]	Uviluvaloet[16]	4,654	838	53,583	18,754	36,529	22,872

Ø Number of nests harvested.
1-16: See page 434 for community feedback and other sources of data.

Ø ᖃᑦᓯᐅᓂᖕᒋᑦ ᐱᑭᐅᑦ ᓄᐊᑕᐅᔪᑦ.
1-16: ᑕᑯᒍᒃ ᒪᑦᐱᑦᒐᖅ 436 ᓄᓇᓖᑦ ᑭᐅᔾᔪᑎᖕᒋᑦ ᐊᒻᒪᓗ ᐊᓯᖕᒋᑦ ᐱᒡᕕᐅᔪᑦ ᓈᒻᐅᑎᓂᒃ.

Ø Amigaitiginit maniktagauhimajut.
1-16: Takulugu makpigaak 438 nunanit kiutjutinganik ovalo aalanik naunaiyautainik.

TABLE/ᓇᓗᓇᐃᔭᐅᑦ/NAUNAIKUTA 312

Annual hunter response

ᐊᒡᕐᒍᑕᒫᑦ ᐊᖑᓇᓱᒃᑏᑦ ᑭᐅᓂᖕᒋᑦ

Angujauvaktu

All Years (June 1996 - May 2001)

ᑕᒪᐃᓐᓄᑦ ᐊᒡᕐᒍᓄᑦ (ᓵᓂ 1996 - ᒪᐃ 2001)

Tamamik ukiuni (June 1996 - May 2001)

Study Year/ᖃᐅᔨᓴᕐᕕᒃ ᐊᒃᕐᒍ/Ihivgiukimayut Ukiumi			1 96/97	2 97/98	3 98/99	4 99/00	5 00/01	Total ᑲᑎᑦᑐᒋᑦ Tamakiklugin
Hunter Response Categories	**ᐊᖑᓇᓱᒃᑏᑦ ᑭᐅᓂᖕᒋᑦ ᐊᒃᒍᕐᓯᒪᓂᖕᒋᑦ**	**Angunahukpaktun Kiujait**						
Monthly hunter list	ᑕᕿᑕᒫᑦ ᐊᖑᓇᓱᒃᑏᑦ	Tatkitaman angunahuktut titigait	133	155	159	166	171	181*
Hunters interviewed	ᐊᖑᓇᓱᒃᑏᑦ ᐊᐱᕐᓱᕐᑕᑦ	Angunahuktin apikhuktan	132	154	157	160	167	180*
Harvested	ᐊᖑᓇᓱᒃᑐᒥᓃᑦ	Angujaujut	103	115	134	128	137	171*
Response Rate (%)	ᑭᐅᔪᑦ ᖃᑦᓯᐅᓂᖕᒋᑦ (%)	Kiujut (%)	68	83	94	91	88	85**

* Hunters registered/interviewed/harvested at least once during the study.
** Mean annual response rate.

* ᐊᖑᓇᓱᒃᑏᑦ ᐊᑎᓕᐅᕐᓯᒪᔪᑦ/ᐊᐱᕐᓱᕐᑕᑦ/ᐊᖑᓇᓱᒃᑐᒥᓃᑦ ᐊᑕᐅᓯᐊᕐᓗᐊᕐᑐᑎᒃ ᖃᐅᔨᓴᕐᓂᕐᒥ.
** ᐊᔾᔨᒌᓕᕐᑎᓯᒪᔪᑦ ᐊᒃᕐᒍᑕᒫᑦ ᑭᐅᔪᑦ.

* Angunahuktin atiliukhimajut/apikhiktaunikut/anguhimajut talvani kaujihatatiplugin.
** Atjikilirhimajut ukiumun kiutjutaujut.

TABLE/ᓇᓗᓇᐃᔭᐅᑦ/NAUNAIKUTA 313

Recall period between harvest and interview, expressed as % of total harvest records — **All Years (June 1996 - May 2001)**

ᐅᑎᕐᕕᐅᔪᑦ ᐊᑯᕐᖓᓂ ᐊᖑᓇᓱᒃᓂᖓᑕ ᐊᒻᒪᓗ ᐊᐱᕐᓱᕐᑕᐅᓂᖓᑕ, ᓇᓗᓇᐃᕐᑕᑦ ᐃᒫᒃ % ᑲᑎᑦᑐᒋᑦ ᐊᖑᓇᓱᒃᑕᑦ ᑎᑎᕋᕐᑕᐅᒪᔪᑦ — **ᑕᒪᐃᓐᓄᑦ ᐊᒃᕐᒍᓄᑦ (ᔫᓂ 1996 - ᒪᐃ 2001)**

Angunahuktin apikhuktaujut, iluakhagaujutl % tamakiklugit angujauhimajut umajut — **Tamamik ukiuni (June 1996 - May 2001)**

Study Year/ᖃᐅᔨᓴᕐᕕᒃ ᐊᒃᕐᒍ/Ihivgiukimayut Ukiumi			1	2	3	4	5	Total ᑲᑎᑦᑐᒋᑦ Tamakiklugin
			96/97	97/98	98/99	99/00	00/01	
Recall Period	**ᐅᑎᕐᕕᐅᔪᑦ**	**Pigiakvia**						
≤ 3 months	≤ 3 ᑕᕝᕕᑦ	≤ tatkin pingahut	90	67	86	77	95	82
4-6 months	4-6 ᑕᕝᕕᑦ	tatkin hitaman 6nut	10	30	14	20	0	16
> 6 months	> 6 ᑕᕝᕕᑦ	> 6 tatkin	0	3	0	3	5	2

TABLE/ᓇᓗᓇᐃᔭᐅᑦ/NAUNAIKUTA 314

Number of hunters harvesting each species — **All Years (June 1996 - May 2001)**

ᖃᑦᓯᐅᓂᖏᑦ ᐊᖑᓇᓱᒃᑏᑦ ᐊᖑᓇᓱᒃᐸᑦᑐᑦ ᐊᑐᓂᒃ ᐆᒪᔪᕐᓂᒃ — **ᑕᒪᐃᓐᓄᑦ ᐊᒃᕐᒍᓄᑦ (ᔫᓂ 1996 - ᒪᐃ 2001)**

Angunahuktin angutivaktun umajunik — **Tamamik ukiuni (June 1996 - May 2001)**

Study Year/ᖃᐅᔨᓴᕐᕕᒃ ᐊᒃᕐᒍ/Ihivgiukimayut Ukiumi			1	2	3	4	5	Total ᑲᑎᑦᑐᒋᑦ Tamakiklugin
			96/97	97/98	98/99	99/00	00/01	
Species	**ᐆᒪᔪᑦ**	**Umajuin**						
Caribou	ᑑᒃᑐᐃᑦ	Tuktut	10	6	11	2	4	26
Polar bear#	ᓇᓄᐃᑦ#	Nanuit#	n/d	n/d	n/d	n/d	n/d	n/d
Arctic fox	ᑎᓇᒐᓐᓂᐊᑦ	Tigiganiat	2	24	14	19	15	40
Coloured fox	ᖃᑯᓐᖏᑦᑐᑦ ᑎᓇᒐᓐᓂᐊᑦ	Kalaliit tigiganiat	4	15	12	17	11	34
Arctic hare	ᐅᑲᓛᑦ	Ukalik	1	9	16	18	15	41
Ringed seal	ᓇᑦᓯᑦ	Natiinat	49	65	66	60	55	102
Bearded seal	ᐅᒡᔪᐃᑦ	Ukyuk	9	11	19	12	7	38
Walrus	ᐊᐃᕕᑦ	Akvik	2	1	4		1	8
Beluga	ᖃᑯᕐᑕᑦ ᕿᓚᓗᒐᑦ	Kilalugak	3	12	14	12	17	30
Snow goose	ᑲᖑᐃᑦ	Kanguq	18	33	40	15	35	72
Canada goose	ᓂᕐᓛᑦ ᐅᓗᐊᒍᓛᑦ	Nikliknik	51	76	80	81	78	127
Ross's goose	ᖃᕋᕐᔪᐃᑦ	Kakat					1	1
Brant goose	ᓂᕐᓕᕐᓇᐃᑦ	Nirlirnaq		5	4		8	15

314

Study Year/ᖃᐅᔨᓴᕐᕕᒃ ᐊᒻᕐᒍ/Ihivgiukimayut Ukiumi			1 96/97	2 97/98	3 98/99	4 99/00	5 00/01	Total ᑲᑎᑦᑐᒋᑦ Tamakiklugin
Species	ᐆᒪᔪᑦ	**Umajuin**						
Old squaw	ᐊᒻᒋᐊᕐᔪᐃᑦ	Aahangik	14	13	17	11	8	39
Pintail	ᕐᓱᒻᒧᐊᔫᑦ	Arnaviaq					1	1
Mallard	ᒥᑎᓛᑦ	Mitik		1				1
Eider duck	ᒥᑏᑦ	Kingalik	38	61	71	60	61	106
Tundra swan	ᕐᓱᒻᔪᐃᑦ	Kukyuk	1		1	2	2	6
Common merganser	ᐸᐃᖅ	Nuyaralik	10	17	16	18	20	53
Red breasted merganser	ᑲᒃᓯᕐᑐᑦ	Red breasted merganser		1	2	1	2	4
Scaup (unspecified)	ᒥᑏᑦ ᐊᐃᑉᐸᖕᒋᑦ	Scaup		1				1
Greater scaup	ᐊᖕᒋᓂᕐᓴᕐᒥ ᒥᑏᑦ ᐊᐃᑉᐸᖕᒋᑦ	Greater scaup				2		2
Black scoter	ᐱᑦᓯᐅᓛᕐᐸᐃᑦ	Black scoter	1	3	3			7
White-winged scoter	ᖃᑯᑦᑕᓕᒃ ᐃᓴᓱᐊ ᐱᑦᓯᐅᓛᕐᐸᐃᑦ	White-winged scoter			1	1	7	9
Surf scoter	ᖃᐅᖕᒐ ᖃᑯᑦᑕᓕᒃ ᐱᑦᓯᐅᓛᕐᐸᐃᑦ	Surf scoter				7	1	8
Common loon	ᑑᓪᓕᕐᔪᐊᑦ	Tuulik	1	1				2
Arctic loon	ᑲᒡᓗᓖᑦ	Maliriq	2	1	1			4
Red-throated loon	ᖃᖅᓴᐅᑦ	Qaqhuaq	1	2	1		1	5
Yellow-billed loon	ᑑᓪᓕᕐᔪᐊᑦ	Tuulik		3	1	1	1	5
Black guillemot	ᐱᑦᓯᐅᓛᑦ	Black guillemot	1	2		2	2	7
Ptarmigan	ᐊᕿᒻᒋᑦ	Akilgik	8	24	45	41	31	71
Snowy owl	ᐅᒃᐱᒃᔪᐊᑦ	Ookpik		2			1	3
Eggs (unspecified)	ᒪᓐᓃᑦ	Manniit				5		5
Goose eggs	ᑲᖑᐃᑦ ᒪᓐᓂᖕᒋᑦ	Uluaguliit manniit	4	18	29	18	30	58
Duck eggs	ᒥᑏᑦ ᒪᓐᓂᖕᒋᑦ	Tinmiat manniit	5	7	6	4	1	21
Tundra swan eggs	ᕐᓱᒻᔪᐃᑦ ᒪᓐᓂᖕᒋᑦ	Kukyut manniit	1					1
Seagull eggs	ᓇᐅᔭᐃᑦ ᒪᓐᓂᖕᒋᑦ	Nauyat manniit	1	2	6	1	1	11
Thick-billed murre eggs	ᐊᑉᐸᐃᑦ ᒪᓐᓂᖕᒋᑦ	Thick-billed murre eggs			1			1
Black guillemot eggs	ᐱᑦᓯᐅᓛᑦ ᒪᓐᓂᖕᒋᑦ	Black guillemot eggs		1	2			3
Eider down	ᒥᑏᑦ ᕐᓱᓂᕈᖕᒋᑦ	Mitiit qiviungit		2		7	1	10
Arctic char	ᐃᖃᓗᒃᐱᑦ	Ikaliviit	80	93	111	107	101	154
Whitefish	ᑲᕕᓯᓖᑦ	Kapihiliit	2	5	11	4	6	21
Cod	ᐆᒪᐃᑦ	Ugak	21	33	34	35	49	86
Sculpin	ᑲᓇᔪᐃᑦ	Kanayuk	22	12	21	13	20	57
Clams	ᐊᒻᒧᒪᔪᑦ	Uviluq		2		1		3
Mussels	ᐅᕕᓗᐃᑦ	Uviluvaloet	3	2	16	17	13	38

‡‡ No data are available corresponding to the harvest numbers shown in the harvest estimates table which were provided by DSD.

‡‡ ᑎᑎᕋᓯᒪᔪᓂᒃ ᐱᑕᖃᖕᒋᑦᑐᖅ ᐱᒃᔪᑎᓐᓂᒃ ᐊᖑᔭᑦ ᖃᕋᐅᓂᖕᒋᓐᓄᑦ ᐊᓚᒃᑲᐅᒪᔪᓄᑦ ᐊᖑᔭᓄᑦ ᓇᓚᐅᑦᔾᔨᑎᓂ ᑐᓂᔭᖕᒋᓐᓂ ᐃᑯᐱᕐᕕᓕᕆᔨᑦ.

‡‡ Nahagauhimaitut titigakhimajunik pitman kanuk angujaukatakhimajunik kanukitunit pijaumajut ikupiktulikijinik.

6.1.13 Community Results Discussion: Sanikiluaq

The survey frame:

An assessment of under-enumeration during the community visit revealed that there were approximately 17 hunters who were not registered in the Harvest Study. It is estimated that three of these were non-Inuit occasional hunters with assigned hunting rights, 14 were Inuit hunters, 11 of whom hunted occasionally and three were more active hunters. As discussed in Section 5.2.1 the effect of this under-enumeration would have led to a downward bias of the harvest estimates. However, the extent of the bias is likely small since although the missing hunters represent nine percent of the total hunter population, they are mostly occasional hunters (Table 10). Harvest estimates for the unregistered hunters can be estimated using mean harvest quantities for each species by strata. However, these estimates, having their own sources of error and bias, are beyond the scope of this Final Report. Readers may apply to NWMB to obtain the results of these calculations.

Survey coverage and non-response bias:

Response rates were consistently low during the first year of the Harvest Study with the majority of months having response rates under 75%. The month of September was the most problematic being under 30% in all strata. Response rates in years 2 to 5 were much higher, with only a few months during which rates dropped below 75%. As seen in Table 9 the consistent intentional non-response rate in Sanikiluaq was moderate, at 3.9%, and there is some potential non-response bias as a result. Given this and the low response rates in year 1 of the study, the potential for both sampling error and non-response bias is high in some months of the study.

Response rates were felt to be high enough in years 2 to 5 and non-response bias low enough during these years to ensure that n did in fact constitute a sufficiently representative sample of N hunters. However, this may not be the case for year 1 data where response rates were consistently lower. Readers should consider this information when using the harvest estimates and should exercise appropriate caution when using year 1 data.

Measurement issues and response error:

Hunters reported during the community visit that they did not know they were supposed to report certain species such as mussels, eider down and eggs. The community considers harvest estimates to be much too low for these species since the harvests were not accurately reported by responding hunters.

Recall periods were generally low in Sanikiluaq, meaning that harvest data provided were collected within six months of the actual harvest date. However there were selected months where backfilling of harvest data took place over six months after the harvest dates. The significance of these longer recall periods is lessened by the fact that many hunters used their calendars to record their harvests in this community (C.F.).

There was no commercial harvesting during the Harvest Study (C.F.). A commercial harvest of eider down took place after the Harvest Study had concluded (Flemming, 2002).

Feedback from the community also indicated that during the first year some hunters were reluctant to report their harvest which may explain the low response rates during this year but also may have resulted in under-reporting of some harvests. The main example of this situation is the beluga harvest in year 1; it is thought that some hunters may not have reported their full catch since they were concerned that the data would be used to limit harvesting in the future (C.F.).

In conclusion, not all survey responses were valid for all species. There appears to be some under-reporting of certain species: mussels, eider down and eggs. There may also have been some under-reporting of beluga harvests in the first year of the study.

Community feedback and other sources of data:

1. **Caribou:** Caribou harvests in Sanikiluaq consisted of mostly reindeer and some barren-ground caribou. A community hunt around December usually yields around 30-35 reindeer. The year 4 estimate appears to be much too low (C.F.).
2. **Polar bear:** Numbers displayed are not estimates but confirmed harvest numbers supplied by DSD (DSD PB).
3. **Arctic fox:** Harvesting decreased when pelt prices dropped. Now prices are increasing and harvesting has increased since the completion of the NWHS (C.F.).

4 **Seals:** Pelt prices have increased since the completion of the NWHS resulting in higher harvest numbers since the study ended (C.F.).

5 **Walrus:** Lower harvests in years 4 and 5 were due to mechanical problems with the community boat (C.F.).

6 **Beluga:** The year 1 estimate appears low; some hunters were reluctant to report their harvests (C.F.). DFO reports the following harvest numbers for beluga (note that DFO data are based on fiscal years, whereas Harvest Study data are based on harvest years that run from June to May) (DFO N/B):

96/97	97/98	98/99	99/00	00/01
30	19	n/d	32	23

7 **Snow goose:** Snow goose harvesting depends on wind; they will often fly over and not stop in the area, giving lower harvest numbers (C.F.).

8 **Canada goose:** The community considers the estimates to be low (C.F.).

9 **Ross' goose:** The community reported that they are not harvested in the area. The recorded harvest may have been of snow goose (C.F.).

10 **Eider duck:** Common eiders are harvested in larger numbers than king eiders. Large numbers of common eiders are harvested each year. The year 1 estimate appears too low (C.F.).

11 **Red breasted merganser:** Estimates seem too low; they should be in the 100's (C.F.).

12 **Black scoter and white-winged scoter:** Only surf scoters are harvested in the area (C.F.).

13 **Yellow-billed loon:** Most of the loons harvested are common loons; yellow-billed loons are not seen in the area (C.F.).

14 **Eggs:** The egg harvest estimates appear to be much too low. It was reported that each year 1000's of goose eggs (mostly Canada goose eggs) are taken, as well as approximately 350 eider eggs (mostly common eider eggs), approximately 250 black guillemot eggs and over 100 seagull eggs are also harvested. The following are also collected but were not reported during the NWHS: arctic tern eggs, snowy owl eggs and pintail eggs (C.F.).

15 **Eider down:** The harvest estimates are considered to be very, very low. Many people did not know they were to report their down harvests. One hunter commented that he collects down every year, 577 (the year 4 harvest estimate) would be less than one island's worth of down; some islands have over 700 nests (C.F.). A commercial eider down harvest took place in the summer of 2001 (after completion of the NWHS). During this summer it is estimated that approximately 5070 nests were harvested. It is also estimated that down from approximately 1690 nests was harvested before the summer of 2001 (likely during the NWHS) and was sold commercially at the same time (Flemming, 2002). This information supports the claim by the community that eider down harvesting was poorly recorded during the NWHS and harvest estimates are very low.

16 **Mussels:** All estimates appear too low. Some hunters did not know to report their mussel harvests and others mentioned that nobody counts their catch and often do not wish to estimate their harvests. All harvest estimates should be in the five figure range (C.F.).

6.1.13 ᓄᓇᓕᖕᓂ ᓴᖅᑭᑕᐅᔪᓂᒃ ᐅᖃᖃᑎᒌᒋᑎᑦ: ᓴᓂᑭᓗᐊᖅ

ᖃᐅᔨᓴᓂᐅᑉ ᐋᖅᑭᐅᒪᓂᖓ:

ᕿᒥᕐᕈᔭᐅᑎᓪᓗᒋᑦ ᐊᑎᓕᐅᕆᓐᕈᓗᐊᖅᐸᓂᐅᔪᑦ ᓄᓇᓕᑦ ᐳᓚᕋᖅᑕᐅᑎᓪᓗᒋᑦ ᑕᑯᑎᑦᓯᓚᐅᖅᑐᑦ ᑕᒫᓂ 17ᖓᔪᑦ ᐊᖑᓇᓱᒃᑎᑦ ᐊᑎᖃᖃᑕᐅᓚᐅᖏᑦᑐᑦ ᖃᐅᔨᓴᓐᓂᕐᒧᑦ. ᐃᓱᒪᒋᔭᐅᓯᒪᔪᖅ ᐱᖓᓱᓚᐅᕆᐊᒃᓴᖏᓐᓂᒃ ᐃᓅᖏᑦᑐᑦ ᖃᑯᑎᒃᑯᑦ ᐊᖑᓇᓱᑦᑎᑦ ᑐᓂᔭᐅᓯᒪᔪᑦ ᐱᔪᓐᓇᐅᒻᒥᒃ, 14ᖓᓪᓗᑎᒃ ᐃᓄᐃᑦ ᐊᖑᓂᐊᖅᑎᑦ, 11ᖏᑦ ᐊᖑᓇᓱᑉᐸᑦᑐᑎᒃ ᖃᑯᑎᒃᑯᑦ ᐊᒻᒪᓗ ᐱᖓᓱᑦ ᑕᒫᐸᓗᒃ ᐊᖑᓂᐊᖅᑎᐅᑦᑐᑎᒃ. ᐅᖃᐅᓯᐅᒻᒪᑕ ᓈᓴᐅᑎᒥ 5.2.1 ᑕᒪᑐᒪ ᐊᑎᓕᐅᕆᓐᕈᓗᐊᕈᑎᐅᑉ ᐱᒍᑕᐅᓂᖓ ᐊᑦᑎᑖᓪᓕᑎᑦᓯᒪᒐᔭᖅᑐᐃᑦ ᐆᒪᔪᖅᑕᐅᑦᑐᑦ ᖃᑦᓯᐅᑖᓐᓂᕐᒥᓐ. ᑭᓯᐊᓂ, ᖃᓄᑎᒋ ᐃᓚᓕᐅᕆᓐᕈᓐᓂᖃᕐᒪᖔ ᒥᑭᔪᑯᓘᔪᑦᓴᐅᕗᖅ ᑕᐃᒃᑯᐊ ᐱᖃᓱᐅᔭᐅᓯᒪᓐᕈᑦᑐᑦ ᐊᖑᓂᐊᖅᑎᑦ 9%ᕈᓐᓃᒻᒪᑕ ᑲᑎᑕᐃᓐᓇᕆᑐᒋᑦ ᑕᒪᕐᒥᒃ ᐊᖑᓇᓱᑦᑎᑦ ᐊᒻᒪᓗ ᑕᒪᕐᒥᑲᔭᒃ ᖃᑯᑎᒃᑯᑦ ᐊᖑᓂᐊᖅᑎᑐᐃᓐᓇᐅᒻᒪᑕ. (ᓇᓕᖅᑲᖅ 10). ᐆᒪᔪᖅᑕᐅᑦᑐᑦ ᐊᑎᖃᖃᑕᐅᕆᑦᑐᓄᑦ ᒥᑦᓴᐅᓯᖅᑕᐅᔪᓐᓇᖅᑐᑦ ᐊᑐᕐᓗᒋᑦ ᐆᒪᔪᖅᑕᐅᒡᒍᔪᑦᑐᐃᑦ ᖃᑦᑎᐅᑦᓐᓂᕐᒋᑦ ᐊᑐᓂᑦ ᓂᕐᔪᑎᓄᑦ ᐊᒡᒍᖅᑕᐅᓯᒪᓂᕐᒋᑎᒍᑦ. ᑭᓯᐊᓂ, ᑕᒪᑯᐊ ᓈᓴᐅᑎᑦ, ᐃᒻᒥᑯᑦ ᑕᒪᖅᓯᒪᐅᖅᑐᖃᕐᓗᐊᓐᓇᑦᓗᑎᒃ ᐱᖃᓱᐅᔭᕆᓐᕈᖅᓂᖃᓐᓇᑦᓗᑎᑦᓗ, ᐱᔭᓇᑐᓗᐊᕐᒪᑕ ᐅᑯᓄᖓ ᑭᖑᓪᓕᐸᖅᓯᐅᑎᑦ ᐅᓂᒃᑳᕐᓐᓄᑦ. ᐅᖃᓕᒫᖅᑐᑦ ᑐᑦᓯᕋᕈᓐᖅᑐᑦ ᐆᒪᔪᓕᓇᔨᔪᐊᑯᓐᓂᑦ ᐱᔪᒪᓂᕈᑎᒃ ᓴᖅᑭᑕᐅᓯᒪᔪᓂᒃ ᓈᓴᐅᑎᓂᒃ.

ᖃᐅᔨᓴᖅᑕᐅᔪᑦ ᐊᒻᒪ ᐃᓚᓕᐅᓇᔭᐅᕈᖏᑦᑐᑦ ᑭᐅᕈᖏᑦᑐᑦ:

ᑭᐅᕈᑦᑐᑦ ᖃᑦᑏᓐᓇᐅᖏᓐᖅᐸᓚᐅᖅᑐᑦ ᐅᑭᐅᑦ ᓯᕗᓪᓕᖅᐸᖓᓐᓂ ᖃᐅᔨᓴᓐᓂᐅᑉ ᐅᓄᓐᓂᖅᓴᐅᔪᓂ ᑕᖅᑭᐅᔪᓂ ᑭᐅᕈᑦᑐᑦ 75% ᑐᖓᓃᖏᓐᓇᐸᑦᑐᑎᒃ. ᓯᑎᐱᓇᐅᑉ ᑕᖅᑭᖓᓐᓂ ᐱᔭᓇᑐᒦᓛᖑᓚᐅᖅᑐᖅ 30% ᐊᑖᓂᑦᑐᐃᓐᓇᐅᓪᓗᑎᒃ ᑕᒪᕐᒥᒃ ᐊᒡᒍᑐᖅᑕᐅᓂᖃᖅᑐᑦ. ᑭᐅᕈᑦᑐᑦ ᐅᑭᐅᒥ 2ᒥᑦ 5ᒧᑦ ᐅᓄᓂᖅᓴᐅᓯᒪᔪᑦ ᐃᓚᐃᓐᓇᖏᓐᓂ ᑕᖅᑭᑦ ᐋᒡᒐᐅᒐᓗᐊᖅ ᑲᑕᔾᔪᒥᓯᒪᑲᐃᓐᓇᑎᓪᓗᒋᑦ 75% ᐊᑖᓄᑦ. ᑕᑯᑎᑦᓯᒪᑕ ᓇᓕᖅᑲᒥ 9 ᐱᔭᓇᓪᓗᑎᒃ ᑭᐅᑦᑕᐃᓕᑦᓴᐃᓐᓇᐸᑦᑐᑦ ᓴᓂᑭᓗᐊᕐᒥ ᐊᑯᓐᓂᖓᓃᐸᓗᓚᐅᖅᑐᑦ, 3.9%ᒥᑦᑐᑎᒃ, ᑕᐃᒪᐃᓐᓂᖓᓄᓪᓗ ᐃᓚᓕᐅᓇᔭᐅᕈᖏᓐᓂᖅᑲᕐᔪᑐᐃᓐᓇᐊᓕ. ᑕᒪᓐᓇ ᐃᓱᒪᒋᓪᓗᒍ ᐊᒻᒪᓗ ᖃᑦᓯᓐᓇᑲᓪᓚᐅᓚᐅᖅᓯᒪᓂᖏᓐᓂ ᑭᐅᑦᑐᐃᑦ ᐅᑭᐅᖓᓐᓂ 1 ᖃᐅᔨᓴᓐᓂᐅᑉ, ᑕᒻᒪᖅᓯᒪᔪᖅᑐᐃᓐᓇᐊᖃᕐᓂᖏᑦ ᐃᓚᓕᐅᓇᔭᐅᕈᖏᓐᓂᖅᑲᕐᓗᑎᓪᓗ ᐊᔾᔨᓪᓗᐊᑲᓪᓚᐅᔪᖅ ᑕᖅᑭᑦ ᐃᓚᖏᓐᓂ ᖃᐅᔨᓴᓐᓂᖅᑲᕐᓂᖓᓂ.

ᑭᐅᕈᑦᑎᒋᓂᖏᑦ ᐃᓱᒪᒋᔭᐅᔪᑦ ᓈᒻᒪᓯᐊᖅᓯᒪᓂᖏᓐᓂᒃ ᐅᑭᐅᖏᓐᓂ 2ᒥᑦ 5ᒧᑦ ᐊᒻᒪᓗ ᑭᐅᕈᓐᖏᑦᑐᑦ ᐅᓄᓗᐊᕋᑎᒃ ᐅᑭᐅᓂ ᑖᒃᑯᓇᓂ, ᑕᑯᑎᑦᓯᒍᑕᐅᔾᑦ ᑖᒃᑯᐊ ᐊᐱᖅᓯᖅᑕᐅᕈᕈᑦᑐᑦ ᖃᑦᑎᐅᓂᖏᑦ ᒥᑦᓴᐅᓯᓯᒪᑦᑎᐊᖅᓂᖏᓐᓂᒃ ᐊᖑᓇᓱᑦᑎᓂᒃ ᐊᑎᖃᖃᑕᐅᔪᓂᒃ. ᑭᓯᐊᓂ, ᑕᐃᒪᐃᑦᑐᑦᓴᐅᖏᑦᑐᖅ ᐅᑭᐅᖓᓐᓂ 1 ᐊᓪᓚᑕᐅᓯᒪᔪᓂ ᑭᐅᕈᑦᑐᑦ ᖃᑦᓯᓐᓇᐅᖏᓐᓇᒪᑦᑎᑦᓗᒋᑦ. ᐅᖃᓕᒫᖅᑐᑦ ᐃᓱᒪᔭᖅᓯᐅᕈᑎᖃᓇᐊᖃᖅᑐᑦ ᑕᒪᕐᓯᒪᖓᑦ ᐊᑐᓂᐊᕈᓂᒻᔪᒃ ᐆᒪᔪᖅᑕᐅᕈᕈᑦᑐᓄᑦ ᓈᓴᐅᑎᑦ ᐊᒻᒪᓗ ᐅᔾᔨᑐᑦᑎᐊᕐᓗᑎᒃ ᐊᑐᓂᐊᕈᓂᒻᔪᒃ ᐊᓪᓚᑕᐅᓯᒪᔪᑦ ᐅᑭᐅᖓᓐᓂ 1.

ᓱᖅᑯᐃᖅᓯᔾᔪᑎᓅᓕᖓᔪᑦ ᐊᒻᒪ ᑭᐅᔾᔪᑎᑦ ᑕᒻᒪᖅᓯᒪᐅᖅᑐᑦ:

ᐊᖑᓂᐊᖅᑎᑦ ᐅᖃᖅᐸᓚᐅᖅᑐᑦ ᐳᓚᕋᖅᑕᐅᑎᓪᓗᒋᑦ ᓄᓇᓕᑦ ᖃᐅᔨᓕᒪᓚᐅᖏᓐᓇᒥᒍᖅ ᐅᖃᖃᓯᐅᑎᒋᐊᖃᕐᒥᒃ ᐃᓚᖏᓐᓂᒃ ᓂᕐᔪᑎᓂᒃ ᓱᕐᓗ ᐅᕕᓗᕐᓂᒃ, ᒥᑎᑦ ᒪᓐᖏᓐᓂᒃ ᖁᓂᕈᖏᓐᓂᓗ. ᓄᓇᓕᑦ ᐃᓱᒪᖃᓚᐅᖅᑐᑦ ᐆᒪᔪᖅᑕᐅᑦᑐᐃᑦ ᖃᑦᑎᐅᓂᖏᑦ ᐊᑦᑎᓗᐊᕋᓱᒋᓪᓗᒋᑦ ᑕᒪᒃᑯᓐᖓ ᓂᕐᔪᑎᐅᔪᓐᓂ ᐱᔭᐅᑦᓐᓂᖏᑦ ᐅᖃᐅᓯᐅᑦᑎᐊᖅᐸᓚᐅᖏᒻᒪᑕ ᐊᖑᓇᓱᑦᑎᓄᑦ.

ᐃᖅᑲᖅᓴᓇᐊᖃᖅᐸᑦᑕᒥᑕ ᐊᑯᑦᑐᓂᖏᑦ ᑕᒪᐃᒍᐸᓗᒃ ᐊᑦᑎᑦᑑᑦᓚᐅᖅᑐᖅ ᓴᓂᑭᓗᐊᕐᒥ ᓱᕐᓗᖃᐃ ᐆᒪᔪᖅᑕᐅᑦᑐᓄᑦ ᐊᑦᓚᑕᐅᑦᑐᑦ ᓄᐊᑕᐅᑦᓚᐅᕐᓂᖏᓐᓂᒃ ᑕᖅᑭᑦ ᐊᖃᓕᑦ ᑐᖓᒍᑦ ᐆᒪᔪᖅᑐᖃᓚᐅᖅᑎᑦᓗᒍ. ᑭᓯᐊᓂ ᐃᓚᖏᓐᓂ ᑕᖅᑭᓂ ᑭᖑᔪᑦᖅᓯᒪᐅᖅᐸᓚᐅᕐᒥᔪᑦ ᐊᑦᓚᑕᐅᒋᐊᓐᓂᒃ ᑕᖅᑭᑦ ᐊᖃᓂᑦ ᐅᖓᑖᓄᑦ ᐆᒪᔪᖅᑐᖃᓚᐅᖅᑎᑦᓗᒍ. ᖃᓄᖅ ᐱᑎᒋᓂᖏᑦ ᑕᒪᒃᑯᐊ ᐊᑯᑦᑐᓂᓇᑦᑕᖏᑦ ᐱᔭᔪᑕᐅᔪᑦ ᐊᒃᓱᓗᐊᖏᔾᔪᒥᔪᖅ ᐅᓄᖅᑐᑦ ᐊᖑᓇᓱᑦᑎᑦ ᐅᑦᓗᖅᓯᐅᑎᒥᓐᓄᑦ ᐊᑦᓚᒍᓐᖅᐸᓚᐅᕐᒪᑕ ᐆᒪᔪᖅᑕᒥᓂᕐᒥᓂᒃ ᓄᓇᓕᒻᒥ ᑕᑯᑦ (C.F.).

ᓂᕐᑯᕐᕈᑎᑦᓴᓂᒃ ᐱᓇᓱᑦᑐᖃᓚᐅᖏᑦᑐᖅ ᖃᐅᔨᓴᓐᓂᖃᕐᓂᖓᓂ (C.F.). ᓂᐅᕐᕈᑎᑦᓴᓂᒃ ᖁᓂᕈᕐᓂᐊᖅᑐᖃᓚᐅᖅᑑᓚᓗᐊᖅ ᖃᐅᔨᓴᓐᓂᖅ ᐃᓱᓕᓱᒪᓕᖅᑎᓪᓗᒍ (Flemming, 2002).

ᑭᐅᔾᔪᑎᖏᓐᓂ ᓄᓇᓕᑦ ᑕᑯᑎᑦᓯᒪᐅᕐᒥᔪᑦ ᐅᑭᐅᑦ ᓯᕗᓪᓕᖅᐸᖓᓐᓂ ᐃᓚᖏᑦ ᐊᖑᓂᐊᖅᑎᑦ ᐅᖃᕈᒪᑦᑎᐊᖅᐸᓚᐅᖏᒻᒪᑕ ᐆᒪᔪᖅᑕᒥᓂᕐᒥᓂᒃ ᑕᐃᒪᐃᓐᓂᖓᓄᖅᓴᖅᑐᖅ ᖃᑦᑏᓐᓇᐅᓚᕐᕈᓯᒪᔪᑦ ᑭᐅᕈᑦᑐᒥᓂᑦ ᑕᐃᑲᓂ ᐅᑭᐅᒥ ᑭᓯᐊᓂᑦᑕᐅᖅ ᐅᖃᐅᓯᖃᖏᓐᓂᖅᐳᖅ ᐃᓚᖏᓐᓂᒃ ᐆᒪᔪᖅᑕᐅᑦᑐᓂᒃ. ᐆᑦᑐᑎᒋᓪᓗᐊᖅᑐᒍ ᕿᓚᓗᖅᑕᐅᓚᐅᖅᑐᐃᑦ ᐱᓪᓗᒋᑦ ᐅᑭᐅᒥ 1; ᐃᓱᒪᒋᔭᐅᔪᖅ ᐊᖑᓇᓱᑦᑎᑦ ᐃᓚᖏᑦ ᐅᖃᐅᓯᖃᖏᓐᓂᐃᓐᓇᐅᕈᖏᓐᓂᖅᑲᕐᒪᑕ ᐆᒪᔪᖅᑕᐃᓐᓇᒻᒥᓂᒃ ᐃᓱᒫᓗᒧᑦ ᐊᓪᓚᑕᐅᔪᑦ ᐊᑐᖅᑕᐅᓚᔭᕆᐊᖏᓐᓂᒃ ᑭᒡᓕᓕᐅᕈᔾᔭᐅᓗᑎᒃ ᐆᒪᔪᓇᐊᖃᖅᑕᒥᓂᑦ ᓱᕐᓂᓇᓂᐊᖅᑕᒥᓂᒃ (C.F.).

ᓄᖅᑲᕈᑎᒋᓗᒍ, ᑕᒻᒥᓕᒫᖓᖏᑦᑐᖅ ᐊᑑᑎᖃᓚᐅᖅᑐᑦ ᓂᕐᔪᑎᓕᒫᓄᑦ. ᐃᓚᖏᓐᓂᒃ ᐅᖃᐅᓯᖃᓐᖏᓐᓇᐊᖅᑐᖃᖃᑦᑕᖅᓯᒪᔪᑦ ᓂᕐᔪᑎᓂᒃ: ᐅᕕᓗᕐᓂᒃ, ᒥᑎᑦ ᖁᓂᕈᖏᓐᓂᒃ ᒪᓐᖏᓐᓂᓗ. ᐅᖃᐅᓯᐅᓐᖏᓐᓇᐊᖃᑦᑕᐸᑦᓚᐃᓂᕐᒥᔪᑦ ᕿᓚᓗᖅᑕᐅᑦᑐᓂᒃ ᐅᑭᐅᑦ ᓯᕗᓪᓕᖅᐸᖓᓐᓂ ᖃᐅᔨᓴᓐᓂᐅᑉ.

ᓄᓇᓕᒻᒥ ᑭᐅᔾᔪᑎᑦ ᐊᒻᒪᓗ ᐊᓯᖏᑦ ᐊᓪᓚᑕᐅᓯᒪᔪᑦ:

1. **ᑐᒃᑐᐃᑦ:** ᑐᒃᑐᑕᐅᑦᑐᑦ ᓴᓂᑭᓗᐊᕐᒥ ᑐᒃᑑᔭᐃᑦ ᓇᐸᖅᑐᓕᒻᒥᐅᑕᐅᖏᑦᑐᓪᓗ. ᓄᓇᓕᑦ ᑐᒃᑐᓚᓱᐸᑦᑐᑦ ᑎᓯᐱᓇᐅᑎᓪᓗᒍ ᑕᒫᓂ 30-35 ᒥᑦᑎᖏᓐᓃᑦᑐᓂᒃ. ᐅᑭᐅᒥ 4 ᑐᒃᑐᑕᐅᔪᒥᓂᑦ ᐊᑦᑎᓗᐊᖅᑑᔭᖅᑐᑦ (C.F.).
2. **ᓇᓄᐃᑦ:** ᓈᓴᐅᑎᑦ ᑕᑯᔭᒃᓴᐅᔪᑦ ᒥᑦᓴᐅᓯᕈᑎᑐᐃᓐᓇᐅᖏᑦᑐᑦ ᑭᓯᐊᓂ ᓈᓴᖅᑕᐅᓯᒪᓪᓚᑦᑖᖅᑐᑦ ᓄᓇᕗᑦ ᒐᕙᒪᒃᑯᑦ ᐃᑯᐊᕝᕕᓕᓇᔨᒃᑯᖏᓐᓄᑦ (DSD PB).
3. **ᑎᓇᒐᓐᐊᖅ:** ᑎᓇᒐᓂᐊᖅᑕᐅᑦᑐᑦ ᑲᑕᔾᔪᒥᓚᐅᖅᑐᑦ ᐊᑭᖏᑦ ᑲᑕᒻᒪᑕ. ᒫᓐᓇᓕ ᐊᑭᑦᑐᔪᑦᓕᐊᓕᕐᒥᔪᑦ ᐱᔭᐅᑦᓕᐊᒃᑲᓂᕐᒃᑯᑎᓪᓗ ᐃᓱᓕᓚᐅᖅᓯᒪᒻᒪᓂᑦ ᓄᓇᕗᒻᒥ ᐆᒪᔪᖅᑕᐅᑦᑐᓂᒃ ᖃᐅᔨᓴᓐᓂᐅᔪᖅ (C.F.).

[4] **ᓇᕐᓯᑦ:** ᕿᓯᑦ ᐊᑭᑦᑐᕆᐊᖅᓯᒪᓂᖅᓴᐅᓕᕐᒥᔪᑦ ᑕᐃᒪᓐᖓᓂᑦ ᐃᓱᓕᓚᐅᕐᒪᓂᑦ ᖃᐅᔨᓴᕐᓂᖅ ᐅᓄᕐᓂᖅᓴᐃᑦ ᐱᔭᐅᓂᖅᓴᐅᑯᓕᕆᓐᓂᒃ ᖃᐅᔨᓴᕐᓂᖅ ᐃᓱᓕᒐᒥᓂᑦ (C.F.).

[5] **ᐊᐃᕕᑦ:** ᖃᑦᑏᓐᓇᐅᓂᖅᓴᑦ ᐱᔭᐅᑯᑦᑐᒥᓂᑦ ᐅᑭᐅᓂ 4 ᐊᒻᒪ 5 ᐊᐅᓚᐅᓪᓗᐊᕿᑐᐊᕋᐃᒻᒪᑦ ᓄᓇᓕᑦ ᐅᒥᐊᖅᐸᖓᑦ (C.F.).

[6] **ᕿᓚᓗᒐᐃᑦ:** ᐅᑭᐅᒥ 1 ᖃᑦᑎᐅᓂᖏᑦ ᐊᑦᑎᑦᑑᔾᔭᖅᑐᑦ; ᐃᓚᖏᑦ ᐊᖑᓄᐊᖅᑎᑦ ᐅᖃᕈᒪᑦᑎᐊᖅᐸᓚᐅᖏᒻᒪᑕ ᕿᓚᓗᒐᖅᑕᒥᓂᕐᒥᓂᒃ (C.F.). ᐃᒪᕐᒥᐅᑕᓕᓇᔨᒃᑯᓐᓄᑦ ᐅᑯᐊ ᑎᑎᖅᑕᐅᓯᒪᔪᑦ ᓈᓴᐅᑎᑦ ᕿᓚᓗᒐᖅᑕᐅᑦᑐᓂᒃ (ᖃᐅᔨᒪᒋᑦ ᐃᒪᕐᒥᐅᑕᓕᓇᔨᒃᑯᑦ ᓈᓴᐅᑎᖏᑦ ᒪᓕᒻᒪᑕ ᑮᓇᐅᔭᖅᑑᑎᒋᑦᑕᒥᑕ ᐅᑭᐅᖏᓐᓂᒃ, ᑏᒪᔪᖅᑕᐅᑦᑐᓂᕐᓂ ᐊᓪᓚᓯᒪᔪᖏᑦ ᒪᓕᖕᒐᕐᒪᑕ ᐱᒋᐊᕐᕕᖃᖅᑐᑎᒃ ᔪᓂᒥᑦ ᒪᐃᒧᑦ) (DFO N/B):

96/97	97/98	98/99	99/00	00/01
30	19	n/d	32	23

[7] **ᑲᖑᐃᑦ:** ᑲᖑᐃᑦ ᐱᔭᐅᑯᓐᓂᖏᑦ ᒪᓕᑐᐃᓐᓇᕐᒥᔪᑦ ᓇᑭᑦ ᐊᓄᕐᖃᑦᑕᕐᖓᑦ; ᖃᖏᐊᖃᑦᑕᓯᑐᐃᓐᓇᓲᖑᒻᒪᑕ ᒥᑯᒐᑎᒃ ᐱᔭᐅᓐᖏᓗᐊᕈᑎᒋᑯᑦᒥᔭᖏᑦ (C.F.).

[8] **ᓂᕐᓕᑦ ᐅᓗᐊᒍᓐᓕᑦ:** ᓄᓇᓕᑦ ᐃᓱᒪᔪᑦ ᓈᓴᐅᑎᑦ ᖃᑦᑎᐅᓂᖏᑦ ᐊᑦᑎᓗᐊᕋᓱᒋᓪᓗᒋᑦ (C.F.).

[9] **ᖃᕐᕌᔪᐃᑦ:** ᖃᕐᕌᔪᐃᑦ ᐱᔭᐅᖃᑦᑕᕐᓂᕋᖅᑕᐅᓚᐅᖏᑦᑐᑦ ᓄᓇᓕᒻᒥᐅᓄᑦ. ᑎᑎᖅᑕᐅᔪᒥᓂᖅ ᐃᒻᒪᕐᑲ ᑲᖑᔪᑦᓴᐅᓐᓂᕐᒪᑦ (C.F.).

[10] **ᒥᑎᑦ:** ᐅᓄᕐᓂᖅᓴᐃᑦ ᒥᑎᑦ ᐱᔭᐅᑯᑦᑐᑦ ᕿᖓᓕᑦ ᓴᓂᐊᓂ. ᐅᓄᖅᑐᑲᓪᓘᓗᐃᑦ ᒥᑎᖅᑕᐅᑯᑦᑐᑦ ᐊᕐᕌᒍᑕᒫᑦ. ᐅᑭᐅᖏᓐᓂ 1 ᖃᑦᑎᐅᓂᖏᑦ ᐊᑦᑎᓗᐊᖅᑰᔨᔪᑦ (C.F.).

[11] **ᑲᔾᔨᖅᑑᑦ:** ᖃᑦᑎᐅᓂᖏᑦ ᐊᑦᑎᓗᐊᖅᑰᔨᔪᑦ; ᐱᔭᐅᑯᑦᑐᑦ 100ᖏᓐᓂ ᖃᓂᑦᓴᓂᖅᓴᐅᓚᔭᓐᓇᒍᐊᖅᑐᑦ (C.F.).

[12] **ᐱᑦᓯᐅᓛᖅᐸᑦ ᐊᒻᒪ ᐱᑦᓯᐅᓛᖅᐸᑦ ᖃᑯᖅᑕᓕᑦ ᐃᓴᕈᖏᑦ:** ᐱᑦᓯᐅᓛᖅᐸᐃᑦ ᑭᓯᐊᓂ ᐱᔭᐅᑯᑦᑐᑦ ᖃᓂᒋᔭᖓᓂᑦ (C.F.).

[13] **ᑑᓕᒡᔪᐊᑦ:** ᑑᓕᓂ ᑕᒪᑯᐊ ᑑᓕᒡᔪᐊᑦ ᐱᔭᐅᓛᖑᑯᑦᑐᑦ; ᑑᓕᒡᔪᐊᑦ ᐊᐃᑉᐸᖏᑦ ᑕᑯᔭᐅᑯᓐᖏᑦᑐᑦ ᓄᓇᖓᓐᓂ (C.F.).

[14] **ᒪᓐᓂᑦ:** ᒪᓐᓂᑕᖅᑕᐅᑦᑐᑦ ᖃᑦᓯᐅᓂᖏᑦ ᐊᑦᑎᓗᐊᖅᑑᔾᔭᖅᑐᐃᑦ. ᐅᖃᐅᓯᐅᓚᐅᖅᑐᖅ ᐊᕐᕌᒍᑕᒫᑦ 1000ᖏᓐᓂᑦᑐᑦ ᑲᖑᐃᑦ ᒪᓐᖏᑦ (ᐱᓗᐊᕐᓗᒋᑦ ᓂᕐᓕᑦ ᒪᓐᖏᑦ) ᐱᔭᐅᑯᑦᑐᑦ, ᐊᒻᒪᓗᑦᑕᐅᖅ ᒥᑎᑦ ᒪᓐᖏᑦ ᐱᔭᐅᑯᑦᑐᑦ 350 ᒥᑦᓯᖏᓐᓂᑦᑐᑎᒃ (ᒥᑎᑐᐃᓐᓇᐃᑦ ᐱᓗᐊᕐᓗᒋᑦ ᒪᓐᖏᑦ), 250ᓗ ᒥᑦᓯᖏᓐᓂᑦᑐᑦ ᐱᑦᓯᐅᓛᓄᑦ ᒪᓐᓂᑦ ᐊᒻᒪᓗ 100 ᐅᖓᑖᓄᑦ ᓇᐅᔭᐃᑦ ᒪᓐᖏᓐᓂᒃ. ᒪᑯᓇᖑᖅᑐᑦ ᒪᓐᓂᑕᖅᑕᐅᑦᑐᒥᔪᑦ ᑭᓯᐊᓂ ᐅᖃᐅᓯᐅᓚᐅᖅᓯᒪᒐᑎᒃ ᖃᐅᔨᓴᕐᓂᖃᕐᓂᖓᓂ: ᐃᒥᖅᑯᑕᐃᓚᐃᑦ ᒪᓐᖏᑦ, ᐅᕐᐱᔾᔪᐊᑦ ᐊᒻᒪᓗ ᖑᒻᒧᐊᓖᑦ ᒪᓐᖏᑦ (C.F.).

[15] **ᖑᓂᕈᐃᑦ:** ᖑᓂᕈᐃᑦ ᐱᔭᐅᑯᑦᑐᑦ ᐊᑦᑎᓗᐊᒻᒪᓇᒐᓱᒋᔭᐅᔪᑦ. ᐊᒥᓱᑦ ᐃᓄᐃᑦ ᖃᐅᔨᒪᓚᐅᕐᓂᖏᑦᑐᑎᒃ ᐅᖃᐅᓯᖃᖅᑐᑦᓴᐅᓂᖏᓐᓂᒃ ᑯᓂᕈᖅᑕᑦᑦᑕᒥᓐᓂᒃ. ᐊᖑᓄᐊᖅᑎᐅᔪᓪᓗ ᐃᓚᖏᑦ ᐅᖃᓚᐅᕐᒥᔪᖅ ᖑᓂᕈᖅᑕᑦᓂᕐᖅᑐᓂ ᐊᕐᕌᒍᑕᒫᑦ, 577 (ᐅᑭᐅᖓᓐᓂ 4 ᖑᓂᕈᖅᑕᑦᒥᓂᑦ) ᖃᑦᓯᓐᓇᐅᓂᖅᓴᐅᒐᔭᖅᑐᑦ ᕿᕿᖅᑕᑐᐃᓐᓇᕐᒥ ᖑᓂᕈᖅᑕᕐᕕᐅᔪᓐᓇᖅᑐᒥ; ᐃᓚᖏᑦ ᕿᕿᖅᑕᐃᑦ ᐃᑭᕕᖃᓱᖑᒻᒪᑕ 700 ᐅᖓᑖᓐᓂᑦᑐᓂᒃ (C.F.). ᓂᐅᕐᕈᑎᒃᓴᓂᒃ ᖑᓂᕈᖅᑕᖅᑐᖃᓚᐅᖅᓯᒪᔪᖅ ᐊᐅᔭᐅᑎᓪᓗᒍ 2001ᒥ (ᐱᐊᓂᒃᑕᐅᓯᒪᓕᖅᑎᓪᓗᒍ ᖃᐅᔨᓴᕐᓂᐅᔪᖅ). ᑕᐃᑲᓂ ᐊᐅᔭᒥ ᐃᓱᒪᒋᔭᐅᓯᒪᔪᖅ 5070 ᒥᑦᓯᖏᓐᓂᑦᑐᐃᑦ ᐃᑭᕕᑦ ᖑᓂᕈᖅᑕᕐᕕᐅᓚᐅᖅᓯᒪᔪᒥᓂᑦ. ᐃᓱᒪᒋᔭᐅᓯᒪᒻᒥᔪᖅ ᖑᓂᕈᐃᑦ ᐃᑭᕕᐅᔪᓂ 1690 ᒥᑦᓯᖏᓐᓂᑦᑐᑦ ᐊᐅᔭᓚᐅᖅᑎᓐᓇᒍ ᓱᓕ 2001ᒥ (ᖃᐅᔨᓴᕐᓂᖅᑎᓪᓗᒍ ᓱᓕᐅᑭᓪᓚᐃᔪᖅ) ᐊᒻᒪᑦᑕᐅᖅ ᓂᐅᕐᕈᑎᑦᓴᓕᐊᓐᓇᒍᓂᖅᑐᑎᒃ ᑕᐃᑲᓂᑦᓴᐃᓐᓇᖅ (Flemming, 2002). ᑕᒪᓐᓇ ᑐᓐᖓᒋᐊᒃᑲᓐᓂᕈᑕᐅᔪᖅ ᓄᓇᓕᒻᒥᐅᓄᑦ ᒥᑎᑦ ᖑᓂᕈᖅᑕᕐᕕᐅᑦᓂᖏᑦ ᐊᓪᓚᑕᐅᑦᓯᐊᖅᐸᓚᐅᖏᓐᓂᖏᓐᓂᒃ ᖃᐅᔨᓴᕐᓂᖅᑎᓪᓗᒍ ᐊᒻᒪᓗ ᖑᓂᕈᖅᑕᖅᑕᒥᓂᑦ ᖃᑦᑎᐅᓂᖏᑦ ᐊᑦᑎᓗᐊᑲᓪᓚᒻᒪᓇᑐᑎᒃ.

[16] **ᐅᕕᓗᐃᑦ:** ᓈᓴᐅᑎᑦ ᖃᑦᑎᐅᓂᖏᑦ ᐊᑦᑎᓗᐊᖅᑑᔾᔭᖅᑐᑦ. ᐃᓚᖏᑦ ᐊᖑᓄᓱᒋᑎᑦ ᖃᐅᔨᒪᓚᐅᖏᒻᒪᑕ ᐅᖃᐅᓯᖃᖅᐸᑦᑐᑦᓴᐅᓂᖏᓐᓂᒃ ᐅᕕᓗᒃᑕᖅᑕᒥᓂᕐᒥᓂᒃ ᐊᒻᒪ ᐊᓯᖏᑦ ᐅᖃᓇᓪᓗᑎᒃ ᑭᓇᒥᒃ ᓈᓴᐃᔪᖅᖃᐸᖏᓐᖓᓂᒃ ᐅᕕᓗᒋᐊᒥᓂᒃ ᐊᒻᒪᓗ ᓈᓴᐃᑯᒪᔪᖅᐸᒐᑎᒃ ᐱᔭᒥᓂᒃ. ᐅᕕᓗᒃᑕᖅᑕᐅᑦᑐᑦ ᖃᑦᑎᐅᓂᖏᑦ ᑕᒪᒥᒃ ᓈᓴᐅᑎᖏᑦ ᑕᓕᒪᖏᓐᓂᒐᔭᖅᑐᑦᓴᐅᕐᑦ (C.F.).

6.1.13 Nunanit Iniktiguait Ukauhiit: Sanikiluaq

Ihivgiuktit Atugutait:
Ihivgiufaakhimayut ataani apigiyaukataktut nunanut pulaaktakhimapluni takuhimayut 17kuyt umayukhiuktit titigaktauhimaitut Umayukhiukhimayut Ihivgiuktitlugit. Naunaiyakhimayuk pingahut inuinaungitut ilaani umayukhiuktaktut tuniyauhimayut umayukhiugutikhainik inminiigutinik, 14kuyut Inuit umayukhiuktit, 11kuyut ilaani umayukhiukataktut ovalo pingahut umayukhiukatainaktut. Ukakhimayut ilangani 5.2.1 ikpinagutait ataani apigikataktut ataanut ihumagiyauniaktut umayukhiukhimayut naunaiyautaini. Kihimi angitjutait ihumagiyaini mikiyut umayukhiuktut titigaktauhimaitut 9%kuyut tamaat umayukhiuktaktunit tamainit amigaivyamata ilaani umayukhiukatamata (Ikpatauyak 10). Umayukhiukhimayut naunaiyautait titigaktauhimaitut umayukhiuktit naunaiyalaaktut angitjutainik umayukhiukhimayunit atulugit tamamik umayukhimayunik. Kihimi hapkoa naunaiyautit pihimalaamata inminik ovalo ihuinaalaagutaini, avataanuumat hamna Iniktigutit Tuhaktakhani. Taiguaktut apigilaaktut NWMBkunut piyumagumik iniktiguatinik naunaiyautaini.

Ihivgiuktauhimayut ovalo kiuyuitut ihumagiyait:
Kiuhimayut naunaiyautait mikiyut hivulimi ukiumi Umayukhiukhimayut Ihivgiuktitlugit amigaitut tatkikhiutit kiukataktut naunaiyautait ataaniimata 75%mit. Tatkikhiutit Septembermi ayokhautigikpiaktakut ataaniimat 30%mik tamamik umayukhimayunut. Kiuhimayut naunaiyautait ukiumi 2 ovalo 5 angiyut, kihimi ilangivyak tatkikhiutit naunaiyautait katakhimamata ataanut 75%nit. Takukhauyut ikpatauyami 9 piktakhimayut kiuyuitut naunaiyautait Sanikiluaqmi naamaktut 3.9%mik ovalo pilaamatalu kiuyuitut ihumagiyait pihimayut. Taimaimat, ovalo mikiyut kiuhimayut naunaiyautait ukiumi 1 ihivgiuktitlugit, pilaaktut tamamik ihivgiukhimayut ihuinaakhimayunakhiyut ovalo kiuyuitut ihimagiyaini angiyut ilangaini tatkikhiutini ihivgiuktitlugit.

Kiuhimayut naunaiyautait angiyuuvlutik naamanmata ukiuni 2 ovalo 5 ovalo kiuyuitut ihumagiyaini mikiyuumata hapkoa ukiuni piyaami nni naamaktuk ilauyunut uktukhimayuni Nni umayukhiuktini. Kihimi hamna pihimaituk ukiuni 1 katitikhimayuni kiuhimayut naunaiyautaini mikivaktut. Taiguaktut ihumayukhat hapkoa tuhagutikhat atuligumiuk umayukhiukhimayut naunaiyautait ovalo atulutik ihumagiyakhainik atugutaini ukiumi 1 katitikhimayuni.

Atugutingit ihumagiyait ovalo kiuhimayut ihuinaagutait:
Umayukhiuktit tuhaktitihimayut nunani pulaakhimatitlugit nalugamik tuhaktitiyukhat ilangit umayut ilangit; uviluvaluit, mitiit kiviungit ovalo maniit. Nunanit ihumayut umayukhiukhimayut naunaiyautait mikiyut hapkoa umayunik umayukhiukhimayut naamangimata tuhaktitihimayuni kiuhimayunit umayukhiuktinit.

Utiktihimayut apikhugutit mikiyut Sanikiluaqmi, ukakhimayut umayukhiukhimayut katitikhimayut pihimayut iluani siksini tatkikhiutini umayukhimait umayukhiukhimayut ihivgiuktaini. Kihimi ilangit tatkikhiutit katitifaakhimayut umayukhiukhimayut katitigutaini pihimayut avataani siksit tatkikhiutini umayukhiukhimayaini ubluini. Angiyutjutait hapkoa utiktihimayut ubluit mikhihimayut amigaitut umayukhiuktit atukpamata tatkikhiutiminik titigakhugit umayukhimayaminik nunamini (C.F.).

Kinauyaliuktunik umayukhiukhimaitut Umayukhiukhimayut Ihivgiuktitlugit (C.F.). Kinauyaliuktut mitiit kiviunginik pilikatakhimayut inikhimalimata Umayukhiukhimayut Ihivgiutitlugit. (Flemming, 2002).

Kiuhimayut nunanit takukhauyut hivulimi ukiumi ilangit umayukhiuktit piyumangitut tuhaktitilutik umayukhimayaminik, taimaimat mikiyut kiuhimayut naunaiyautait hamani ukiumi kihimi piyukhakhiyut ataaniitut tuhaktitihimayunik ilanginik umayukhimayaminik. Ilaa, hapkoa pihimayut kilaluganik umayukhiukhimayait ukiumi 1mi; ihumagiyavut ilangit umayukhiuktit tuhaktitihimaitut tamaat umayukhimayainik ihumaalugaluagamik katitikhimayut atuktaunianagugivlugit keelinikalugit umayukhimayaminik hivunikhaini (C.F.).

Iniktiguatini, ihivgiukhimayut kiutjutait naamangitut tamamik umayunik. Takukhauyuk ilangit ataani tuhaktitihimayut ilanginik umayunik; uviluvaluit, mitiit kiviungit ovalo maniit. Piyukhakhiyutlu ilangini ataani tuhaktitihimayut kilaluganik hivulimi ukiumi ihivgiuktitlugit.

Nunanit ukakhimayut oval aalat pihimayaini katitikhimayuni:

1. **Tuktut:** Tuktut umayukhiukhimayut Sanikiluaqmi tuktuvaluit ovalo nunanit tuktut. Nunani umayukhiukatigihimayut December pivaktut 30nik 35nut tuktuvaluinik. Ukiumi 4 naunaiyautait mikiyut (C.F.).
2. **Nanuit:** Amigaitjutait takukhauyut naunaiyakafuungitut kihimi pihimayait umayukhimayut amigaitjutait pihimayut DSDkunit (DSD PB).

[3] **Tigiganiat:** Nanigikhiakataktut ikitlihimayut amiit akiit katakhimamata. Ublumi akiit angililimata ovalo nanigikhiakataktut amigailiktut inikhimaliktitlugu umayukhiukhimayut ihivguktitlugit (C.F.).

[4] **Natiit:** Amiit akiit angilihimaliktut inikhimalititlugu umayukhiukhimayut ihivgiukhimatitlugit pihimaligutainik amigailiktut umayukhiukataliktaini inikhimatitlugu ihivgiugutit (C.F.).

[5] **Akviit:** Mikiyut umayukhiukhimayut ukiuni 4 ovalo 5 ayokhakhimagamik inikutainik nunami kayakminik (C.F.).

[6] **Kilalugat:** Ukiumi 1 naunaiyautait mikiyut, ilaa umayukhiuktit ihumaalugaluagamik tuhaktitiyakhainik umayukhimayaminik (C.F.). DFOkut tuhaktitihimayait hapkoa umayukhiukhimayut amigaitjutait kilalugat (nalungilutit DFOkut katitikhimayait atukatamata ukiunganik iniktigutaini, Umayukhiukhimayut ihivgiuktit katitikhimayait atukhimata umayukhiukhimayut ukiunginik atuktaini Junemit Maymut) (DFO N/B):

96/97	97/98	98/99	99/00	00/01
30	19	n/d	32	23

[7] **Kanguq:** Kangunik umayukhiugutit atukpaktut anugit kanugitkaagat; tinmiinamata avataanut ovalo nutkakhimaitumik nunamini, taimaimat mikiyut umayukhiukhimayut amigaitjutait (C.F.).

[8] **Uluaguliit:** Nunanit ihumayut naunaiyautait mikiyut (C.F.).

[9] **Kakat:** Nunanit tuhaktitihimayut umayukhiuyuitait nunamini. Tuhaktitihimayut kanguuyunakhiyut (C.F.).

[10] **Mitiit:** Mitiit umayukhiukhimayut amigaitkiyait kingalinit. Amigaitut mitiit umayukhiukataktait ukiuk tamaat. Ukiumi 1 mikiyut (C.F.).

[11] **Red breasted merganser:** Naunaiyautait mikiyut, amigaitukhauyut 100nik (C.F.).

[12] **Black scoter and white-winged scoter:** Talvatuak surf scoters umayukhiukpaktut nunani (C.F.).

[13] **Tuliit:** Amigaitkiyait umayukhiukataktait maligiit, tuliit takuyauyuitut nunai (C.F.).

[14] **Maniit:** Maniit pikukhimayut naunaiyautait mikiyut. Tuhaktitihimayut tamamik ukiumi 1,000nik uluaguniit maniinik pivaktut (uluaguliit maniinik), ovalo 350nik mitinik (Mitiit maniinik), ovalo black guillemot maniinik ovalo 100nik nauyat maniinik pikukpaktut. Hapkoa maniit pikuktauvaktut kihimi tuhaktitauyuitut umayukhiukhimayut ihivgiuktitlugit; imitkutailat maniit, okpiit maniit ovalo aahangiit maniit (C.F.).

[15] **Mitiit kiviut:** Kiviut katitikhimayut naunaiyautait mikikpiaktut. Amigaitut Inuit nalugaluamata tuhaktitilugit katitikpaktait kiviut ivavinit. Atauhik umayukhiukti ukakhimayut katitikpaktuk ukiuk tamaat 577nik ivavinit (ukiumi 4mi umayukhiukhimayut naunaiyautait) mikitkiyait atauhik kikiktamit katitiligivaktait; ilangit kikiktat 700nik ivavikaktut (C.F.). Kinauyaliugutit mitiit kiviungit katitikhimayut auyami 2001mi (inikhimatitlugu umayukhiukhimayut ihivgiukhimatltlugit). Auyami 5,070nik ivavinit katitikviuhimayut. Kiviut 1,690nit ivavinit katitikhimayut auyaktinagu 2001mi (katitiktitlugit umayukhiukhimayunik ihivgiuktitlugit) ovalo niuviktititauhimayut kinauyaliugutauplutik aatjikutaanit auyami (Flemming 2002). Hamna tuhagutikhak ikayuktuk pihimayunit nunanit mitiit kiviungit katitiktauvaktut titigatiakhimaitut umayukhiukhimayut ihivgiuktitlugit ovalo katitikhimayut mikiyut.

[16] **Uviluvaluit:** Tamamik naunaiyautait mikiyut. Ilangit umayukhiuktit nalvamata tuhaktitilugit uviluvaluit pivaktainik ovalo aalat ukakhimayut Inuit naunaiyayuimagit pivaktaminik ovalo piyumanginmata naunaiyautainik pivaktainik. Tamamik katitikhimayut 1,000snik pihimayukhat (C.F.).

6.2 Kitikmeot/ᐸᑭᑎᐢᒥᐅᑦ

TABLE/ᓇᓗᓇᐃᔭᐅᑦ/NAUNAIKUTA 315

Monthly harvest estimates

ᑕᕿᑕᒫᑦ ᐊᖑᔭᓄᑦ ᓇᓚᐅᑦᓵᕈᑏᑦ

Tatkiktamat nahaktauvaktun

Year 1 (June 1996 - May 1997)

ᐊᒻᕐᒍ 1 (ᔫᓂ 1996 - ᒪᐃ 1997)

Ukiunga 1 (June 1996 - May 1997)

Month/ᑕᕿᖓ/Tatkia			JUN ᔫᓂ	JUL ᔪᓚᐃ	AUG ᐊᐅᒻᒍᑎ	SEP ᓱᑎᒻᐱᓇ	OCT ᐅᑦᑐᐱᓇ	NOV ᓄᓇᒻᐱᓇ	DEC ᑏᓯᒻᐱᓇ	JAN ᔮᓐᓄᐊᓇ	FEB ᓈᕝᕗᐊᓇ	MAR ᒫᕐᓯ	APR ᐃᑦᓇᓕ	MAY ᒪᐃ	Total ᑲᑎᑦᑐᒋᑦ Tamakiklugin ± 95% CI
Species	**ᐆᒪᔪᑦ**	**Umajuin**													
Caribou	ᑐᒃᑐᐃᑦ	Tuktut	28	3	12	8		1	7	8	2		25	23	117 ± 21
Wolf	ᐊᒪᕈᐃᑦ	Amagut									1		11		12 ± 6
Arctic fox	ᑎᓇᒐᓐᓂᐊᑦ	Tigiganiat								2		1			3 ± 1
Coloured fox	ᖃᑯᓐᓂᒋᑦᑐᑦ ᑎᓇᒐᓐᓂᐊᑦ	Kalaliit tigiganiat					1		5	10	3	7	1		27 ± 5
Wolverine	ᖃᕐᕕᑦ	Kalvik						3	5	2		1	2		13 ± 2
Arctic hare	ᐅᑲᓖᑦ	Ukalik						7	5	4		9			25 ± 9
Arctic ground squirrel	ᓱᒃᓱᑦ	Hikhik	38	13	32	74							22	16	195 ± 92
Seals (unspecified)	ᓱᖕᑯᓖᑦ	Natiit					3								3 ± 2
Snow goose	ᑲᖑᐃᑦ	Kanguq												2	2 ± 2
Canada goose	ᓂᕐᓖᑦ ᐅᓗᐊᒍᓖᑦ	Nikliknik												13	13 ± 9
Ross's goose	ᖃᕌᕐᔪᐃᑦ	Kakat												1	1 ± 1
White-fronted goose	ᓂᕐᓖᑦ	Nirlivik												11	11 ± 9
Tundra swan	ᕐᑯᒻᔪᐃᑦ	Kukyuk												2	2 ± 2
Arctic loon	ᑲᒻᓗᓖᑦ	Maliriq	5												5 ± 3
Ptarmigan	ᐊᕿᒻᒋᑦ	Akilgik						38	2				15		55 ± 12
Duck eggs	ᒥᑏᑦ ᒪᓐᓂᖕᒋᑦ	Tinmiat manniit	17												17 ± 6
Seagull eggs	ᓇᐅᔭᐃᑦ ᒪᓐᓂᖕᒋᑦ	Nauyat manniit	89												89 ± 22
Arctic char	ᐃᖃᓗᒃᕕᑦ	Ikaliviit	202		42	151	160	24	26	95				11	711 ± 228
Lake trout	ᐃᓱᕋᐃᑦ	Ikalukpik	30	5	34		12	3	3	11				12	110 ± 13
Whitefish	ᑲᕕᓯᓖᑦ	Kapihiliit	16		18	6	31	16	8	2				10	107 ± 22
Arctic cisco	ᐅᑭᐅᑦᑕᑦᑐᒥ ᑲᕕᓯᓖᑦ	Kapihilik				2	1								3 ± 3
Cod	ᐆᒪᐃᑦ	Ugak	1		8		105	175							289 ± 49
Sculpin	ᑲᓇᔪᐃᑦ	Kanayuk					1	42						2	45 ± 2

6.2.1

TABLE/ᓇᓗᓇᐃᔭᐅᑦ/NAUNAIKUTA 316

Monthly hunter response — **Year 1 (June 1996 - May 1997)**

ᑕᕿᑕᒫᑦ ᐊᖑᓇᓱᒃᑏᑦ ᑭᐅᓂᖏᑦ — **ᐊᒻᕐᒍ 1 (ᔫᓂ 1996 - ᒪᐃ 1997)**

Tatkiktaman pijauhimajut angunahuktinun — **Ukiunga 1 (June 1996 - May 1997)**

Month/ᑕᕿᖓ/Tatkia			JUN ᔫᓂ	JUL ᔪᓚᐃ	AUG ᐊᐅᒻᒍᑎ	SEP ᓱᑎᒻᐱᓇ	OCT ᐅᑦᑐᐱᓇ	NOV ᓄᓇᒻᐱᓇ	DEC ᑏᓯᒻᐱᓇ	JAN ᒎᓐᓄᐊᓇ	FEB ᓈᖅᐅᐊᓇ	MAR ᒫᕐᓯ	APR ᐃᕐᓇᓕ	MAY ᒪᐃ	Total ᑲᑎᑦᑐᑦ Tamakiklugin
Hunter Response Categories	**ᐊᖑᓇᓱᒃᑏᑦ ᑭᐅᓂᖏᑦ ᐋᒍᕐᓯᒪᓂᖏᑦ**	**Angunahukpaktun Kiujait**													
Monthly hunter list	ᑕᕿᑕᒫᑦ ᐊᖑᓇᓱᒃᑏᑦ	Tatkitaman angunahuktut titigait	17	17	17	17	17	17	16	16	16	17	17	17	18*
Hunters interviewed	ᐊᖑᓇᓱᒃᑏᑦ ᐊᐱᕐᓱᕐᑕᑦ	Angunahuktin apikhuktan	16	17	16	9	15	17	16	16	16	13	14	14	18*
Harvested	ᐊᖑᓇᓱᒃᑐᒥᓃᑦ	Angujaujut	13	3	8	3	9	7	5	4	2	3	7	12	17*
Response Rate (%)	ᑭᐅᔪᑦ ᖃᑦᓯᐅᓂᖏᑦ (%)	Kiujut (%)	94	100	94	53	88	100	100	100	100	76	82	82	89**

* Hunters registered/interviewed/harvested at least once during the year.
** Mean monthly response rate.

* ᐊᖑᓇᓱᒃᑏᑦ ᐊᑎᓕᐅᑦᑕᐅᒪᔪᑦ/ᐊᐱᕐᓱᕐᑕᑦ/ᐊᖑᓇᓱᒃᑐᒥᓃᑦ ᐊᑕᐅᓯᐊᕐᓗᐊᕐᑐᑎᒃ ᐋᒍᕐᒍᒥ.
** ᐋᐅᒋᓕᕐᑎᓯᒪᔪᑦ ᑕᕿᑕᒫᑦ ᑭᐅᔪᑦ.

* Angunahuktin atiliukhimajut/apikhiktaunikut/anguhimajut talvani ukiumi.
** Talvani angunahuknami kiujutaumajut.

TABLE/ᓇᓗᓇᐃᔭᐅᑦ/NAUNAIKUTA 317

Recall period between harvest and interview, expressed as % of total harvest records — **Year 1 (June 1996 - May 1997)**

ᐅᑎᕐᕕᐅᔪᑦ ᐊᑯᕐᖓᓂ ᐊᖑᓇᓱᒃᓂᖓᑕ ᐊᒻᒪᓗ ᐊᐱᕐᓱᕐᑕᐅᓂᖓᑕ, ᓇᓗᓇᐃᕐᑕᑦ ᐃᒫᒃ % ᑲᑎᑦᑐᑦ ᐊᖑᓇᓱᒃᑕᑦ ᑎᑎᕐᑕᐅᒪᔪᑦ — **ᐊᒻᕐᒍ 1 (ᔫᓂ 1996 - ᒪᐃ 1997)**

Itkaumajaujut angunahuktunun apihijauvaktunutlu, kanuk amigaitiginit tamakiklugin angujauhimajut — **Ukiunga 1 (June 1996 - May 1997)**

Month/ᑕᕿᖓ/Tatkia			JUN ᔫᓂ	JUL ᔪᓚᐃ	AUG ᐊᐅᒻᒍᑎ	SEP ᓱᑎᒻᐱᓇ	OCT ᐅᑦᑐᐱᓇ	NOV ᓄᓇᒻᐱᓇ	DEC ᑏᓯᒻᐱᓇ	JAN ᒎᓐᓄᐊᓇ	FEB ᓈᖅᐅᐊᓇ	MAR ᒫᕐᓯ	APR ᐃᕐᓇᓕ	MAY ᒪᐃ	Total ᑲᑎᑦᑐᑦ Tamakiklugin
Recall Period	**ᐅᑎᕐᕕᐅᔪᑦ**	**Pigiakvia**													
≤ 3 months	≤ 3 ᑕᕿᑦ	≤ tatkin pingahut	100	100	100	77	98	100	100	100	100	100	100	100	99
4-6 months	4-6 ᑕᕿᑦ	tatkin hitaman 6nut	0	0	0	0	0	0	0	0	0	0	0	0	0
> 6 months	> 6 ᑕᕿᑦ	> 6 tatkin	0	0	0	23	2	0	0	0	0	0	0	0	1

TABLE/ᓇᓗᓇᐃᔭᐅᑦ/NAUNAIKUTA 318

Number of hunters harvesting each species — Year 1 (June 1996 - May 1997)

ᖃᑦᓯᐅᓂᖏᑦ ᐊᖑᓇᓱᒃᑏᑦ ᐊᖑᓇᓱᒃᐸᑦᑐᑦ ᐊᑐᓂᒃ ᐆᒪᔪᑦᓂᒃ — ᐊᒻᕐᒧ 1 (ᔫᓂ 1996 - ᒪᐃ 1997)

Amigaitiginigin angunahukpaktun anguvaktaitlu kanugitugiagin — Ukiunga 1 (June 1996 - May 1997)

Month/ᑕᕿᖓ/Tatkia			JUN ᔫᓂ	JUL ᔪᓚᐃ	AUG ᐊᐅᒻᒍᑎ	SEP ᓱᑎᒻᐱᓇ	OCT ᐅᑦᑐᐱᓇ	NOV ᓄᓇᒻᐱᓇ	DEC ᑏᓯᒻᐱᓇ	JAN ᒣᓐᓄᐊᓇ	FEB ᓈᕝᕗᐊᓇ	MAR ᒫᔪ	APR ᐃᑦᓇᓕ	MAY ᒪᐃ	Total ᑲᑎᑦᑐᑦ Tamakiklugin
Species	**ᐆᒪᔪᑦ**	**Umajuin**													
Caribou	ᑐᒃᑐᐃᑦ	Tuktut	4	1	3	1		1	3	1	1		4	5	8
Wolf	ᐊᒪᕈᐃᑦ	Amagut									1		3		4
Arctic fox	ᑎᓇᒐᓐᓂᐊᑦ	Tigiganiat								1		1			2
Coloured fox	ᖃᑯᓐᖏᑦᑐᑦ ᑎᓇᒐᓐᓂᐊᑦ	Kalaliit tigiganiat					1		2	3	2	2	1		5
Wolverine	ᖃᑦᕕᑦ	Kalvik						2	1	1		1	2		4
Arctic hare	ᐅᑲᓖᑦ	Ukalik						4	3	1		1			6
Arctic ground squirrel	ᓱᒃᓯᑦ	Hikhik	2	1	1	2							3	1	4
Seals (unspecified)	ᓱᖕᑯᓖᑦ	Natiit					1								1
Snow goose	ᑲᖑᐃᑦ	Kanguq												1	1
Canada goose	ᓂᑦᓖᑦ ᐅᓗᐊᒍᓖᑦ	Nikliknik												3	3
Ross's goose	ᖃᕋᑦᔪᐃᑦ	Kakat												1	1
White-fronted goose	ᓂᑦᓖᑦ	Nirlivik												1	1
Tundra swan	ᕐᓂᒻᔪᐃᑦ	Kukyuk												1	1
Arctic loon	ᑲᒻᓗᓖᑦ	Maliriq	1												1
Ptarmigan	ᐊᕿᒻᒥᑦ	Akilgik						1	1				1		1
Duck eggs	ᒥᑏᑦ ᒪᓐᓂᖏᑦ	Tinmiat manniit	2												2
Seagull eggs	ᓇᐅᔭᐃᑦ ᒪᓐᓂᖏᑦ	Nauyat manniit	5												5
Arctic char	ᐃᖃᓗᒃᕕᑦ	Ikaliviit	9		2	1	2	1	2	1				8	14
Lake trout	ᐃᓱᕋᐃᑦ	Ikalukpik	7	1	6		2	1	2	1				8	15
Whitefish	ᑲᕕᓯᓖᑦ	Kapihiliit	3		1	1	3	1	2	1				1	7
Arctic cisco	ᐅᑭᐅᑦᑕᑦᑐᒥ ᑲᕕᓯᓖᑦ	Kapihilik				1	1								2
Cod	ᐆᒪᐃᑦ	Ugak	1		3		5	5							9
Sculpin	ᑲᓇᔪᐃᑦ	Kanayuk					1	5						1	6

6.2.1

TABLE/ᓇᓗᓇᐃᔭᐅᑦ/NAUNAIKUTA 319

Monthly harvest estimates
ᑕᑭᑕᒫᑦ ᐊᖑᔭᓄᑦ ᓇᓚᐅᑦᓵᕈᑏᑦ
Tatkiktamat nahaktauvaktun

Year 2 (June 1997 - May 1998)
ᐊᒡᕋᒍ 2 (ᔫᓂ 1997 - ᒪᐃ 1998)
Ukiunga 2 (June 1997 - May 1998)

Month/ᑕᑭᖓ/Tatkia			JUN ᔫᓂ	JUL ᔪᓚᐃ	AUG ᐊᐅᒡᒍᑎ	SEP ᓱᑎᒡᐱᕆ	OCT ᐅᑦᑐᐱᕆ	NOV ᓄᕕᒡᐱᕆ	DEC ᑏᓯᒡᐱᕆ	JAN ᒨᓐᓄᐊᕆ	FEB ᕕᕝᕗᐊᕆ	MAR ᒫᕐᓯ	APR ᐃᑦᕆᓕ	MAY ᒪᐃ	Total ᑲᑎᑦᑐᒋᑦ Tamakiklugin ± 95% CI
Species	**ᐆᒪᔪᑦ**	**Umajuin**													
Caribou	ᑐᒃᑐᐃᑦ	Tuktut	20	3		22			18			7	7	6	83 ± 31
Moose	ᑐᒃᑐᕝᕙᐃᑦ	Tuktuvait								2					2 ± 3
Wolf	ᐊᒪᕈᐃᑦ	Amagut										1	6		7 ± 1
Arctic fox	ᑎᓇᒐᓐᓂᐊᑦ	Tigiganiat							6	10	2				18 ± 16
Coloured fox	ᖃᑯᓐᖏᑦᑐᑦ ᑎᓇᒐᓐᓂᐊᑦ	Kalaliit tigiganiat					2	2	11	8	3				26 ± 17
Wolverine	ᖃᑦᑕᑦ	Kalvik						1		4	5		1		11 ± 6
Arctic hare	ᐅᑲᓖᑦ	Ukalik						2			2	1			5 ± 3
Arctic ground squirrel	ᓱᖅᓱᑦ	Hikhik			9	21							7	6	43 ± 22
Seals (unspecified)	ᓱᖅᑯᓖᑦ	Natiit	1												1 ± 1
Ringed seal	ᓇᑦᓱᑦ	Natiinat					4	1							5 ± 3
Geese (unspecified)	ᓂᑦᓖᑦ	Kanguk												2	2 ± 0
Canada goose	ᓂᑦᓖᑦ ᐅᓗᐊᒍᓐᓖᑦ	Nikliknik	3												3 ± 1
Tundra swan	ᕐᓚᔪᐃᑦ	Kukyuk												1	1 ± 0
Red-throated loon	ᖃᖅᓴᐅᑦ	Qaqhuaq	1												1 ± 1
Ptarmigan	ᐊᕿᒡᑏᑦ	Akilgik							20		3				23 ± 28
Duck eggs	ᒥᑏᑦ ᒪᓐᓂᖏᑦ	Tinmiat manniit	3												3 ± 2
Seagull eggs	ᓇᐅᔭᐃᑦ ᒪᓐᓂᖏᑦ	Nauyat manniit	20												20 ± 8
Arctic char	ᐃᖃᓗᒃᐲᑦ	Ikaliviit	82	42		182	119	232	75		29	41		42	844 ± 269
Lake trout	ᐃᓱᕐᕋᐃᑦ	Ikalukpik	38	20		19	9	16	4		57	26	10	14	213 ± 41
Whitefish	ᑲᕕᓯᓖᑦ	Kapihiliit	12	1		72	127	57	11		14	31		1	326 ± 127
Cod	ᐆᒪᐃᑦ	Ugak	3				194	1,307	438					1	1,943 ± 622
Sculpin	ᑲᓇᔪᐃᑦ	Kanayuk	2				34	125	13					1	175 ± 45
Turbot	ᖃᓕᕋᓖᑦ	Nataarnak	1												1 ± 1

TABLE/ᓇᓗᓇᐃᔭᐅᑦ/NAUNAIKUTA 320

Monthly hunter response — **Year 2 (June 1997 - May 1998)**

ᑕᕿᑕᒫᑦ ᐊᖑᓇᓱᒃᑏᑦ ᑭᐅᓂᖏᑦ — **ᐊᒻᕐᒍ 2 (ᔫᓂ 1997 - ᒪᐃ 1998)**

Tatkiktaman pijauhimajut angunahuktinun — **Ukiunga 2 (June 1997 - May 1998)**

Month/ᑕᕿᖓ/Tatkia			JUN ᔫᓂ	JUL ᔪᓚᐃ	AUG ᐊᐅᒻᒍᑎ	SEP ᓱᑎᒻᐱᓇ	OCT ᐅᑦᑐᐱᓇ	NOV ᓄᓇᒻᐱᓇ	DEC ᑏᓯᒻᐱᓇ	JAN ᒎᓐᓄᐊᓇ	FEB ᓈᕝᕗᐊᓇ	MAR ᒫᕐᓯ	APR ᐃᕐᓇᓕ	MAY ᒪᐃ	Total ᑲᑎᑦᑐᑦ Tamakiklugin
Hunter Response Categories	**ᐊᖑᓇᓱᒃᑏᑦ ᑭᐅᓂᖏᑦ ᐋᒻᒍᕐᓯᒪᓂᖏᑦ**	**Angunahukpaktun Kiujait**													
Monthly hunter list	ᑕᕿᑕᒫᑦ ᐊᖑᓇᓱᒃᑏᑦ	Tatkitaman angunahuktut titigait	17	16	16	11	11	11	11	12	12	13	15	16	17*
Hunters interviewed	ᐊᖑᓇᓱᒃᑏᑦ ᐊᐱᕐᓱᕐᑕᑦ	Angunahuktin apikhuktan	16	16	9	8	9	9	6	6	7	11	15	16	17*
Harvested	ᐊᖑᓇᓱᒃᑐᒥᓃᑦ	Angujaujut	10	4	1	3	8	8	4	3	4	4	8	10	16*
Response Rate (%)	ᑭᐅᔪᑦ ᖃᕐᓱᐅᓂᖏᑦ (%)	Kiujut (%)	94	100	56	73	82	82	55	50	58	85	100	100	78**

* Hunters registered/interviewed/harvested at least once during the year.
** Mean monthly response rate.

* ᐊᖑᓇᓱᒃᑏᑦ ᐊᑎᓕᐅᕐᑕᐅᒪᔪᑦ/ᐊᐱᕐᓱᕐᑕᑦ/ᐊᖑᓇᓱᒃᑐᒥᓃᑦ ᐊᑕᐅᓯᐊᕐᓗᐊᕐᑐᑎᒃ ᐋᒻᕐᒍᒥ.
** ᐋᐅᒌᓕᕐᑎᓯᒪᔪᑦ ᑕᕿᑕᒫᑦ ᑭᐅᔪᑦ.

* Angunahuktin atiliukhimajut/apikhiktaunikut/anguhimajut talvani ukiumi.
** Talvani angunahuknami kiujutaumajut.

TABLE/ᓇᓗᓇᐃᔭᐅᑦ/NAUNAIKUTA 321

Recall period between harvest and interview, expressed as % of total harvest records — **Year 2 (June 1997 - May 1998)**

ᐅᑎᕐᕕᐅᔪᑦ ᐊᑯᕐᖓᓂ ᐊᖑᓇᓱᒋᓂᖓᑕ ᐊᒻᒪᓗ ᐊᐱᕐᓱᕐᑕᐅᓂᖓᑕ, ᓇᓗᓇᐃᕐᑕᑦ ᐃᒫᒃ % ᑲᑎᑦᑐᑦ ᐊᖑᓇᓱᒃᑕᑦ ᑎᑎᕐᕐᑕᐅᒪᔪᑦ — **ᐊᒻᕐᒍ 2 (ᔫᓂ 1997 - ᒪᐃ 1998)**

Itkaumajaujut angunahuktunun apihijauvaktunutlu, kanuk amigaitiginit tamakiklugin angujauhimajut — **Ukiunga 2 (June 1997 - May 1998)**

Month/ᑕᕿᖓ/Tatkia			JUN ᔫᓂ	JUL ᔪᓚᐃ	AUG ᐊᐅᒻᒍᑎ	SEP ᓱᑎᒻᐱᓇ	OCT ᐅᑦᑐᐱᓇ	NOV ᓄᓇᒻᐱᓇ	DEC ᑏᓯᒻᐱᓇ	JAN ᒎᓐᓄᐊᓇ	FEB ᓈᕝᕗᐊᓇ	MAR ᒫᕐᓯ	APR ᐃᕐᓇᓕ	MAY ᒪᐃ	Total ᑲᑎᑦᑐᑦ Tamakiklugin
Recall Period	**ᐅᑎᕐᕕᐅᔪᑦ**	**Pigiakvia**													
≤ 3 months	≤ 3 ᑕᕿᑦ	≤ tatkin pingahut	100	100	100	100	100	100	100	100	100	100	100	100	100
4-6 months	4-6 ᑕᕿᑦ	tatkin hitaman 6nut	0	0	0	0	0	0	0	0	0	0	0	0	0
> 6 months	> 6 ᑕᕿᑦ	> 6 tatkin	0	0	0	0	0	0	0	0	0	0	0	0	0

6.2.1

TABLE/ᓇᓗᓇᐃᔭᐅᑦ/NAUNAIKUTA 322

Number of hunters harvesting each species — **Year 2 (June 1997 - May 1998)**

ᖃᑦᓯᐅᓂᖏᑦ ᐊᖑᓇᓱᒃᑏᑦ ᐊᖑᓇᓱᒃᐸᑦᑐᑦ ᐊᑐᓂᒃ ᐆᒪᔪᖅᓂᒃ — **ᐊᒃᕿᒍ 2 (ᔫᓂ 1997 - ᒪᐃ 1998)**

Amigaitiginigin angunahukpaktun anguvaktaitlu kanugitugiagin — **Ukiunga 2 (June 1997 - May 1998)**

Month/ᑕᕿᖓ/Tatkia			JUN ᔫᓂ	JUL ᔪᓚᐃ	AUG ᐊᐅᒃᑯᑎ	SEP ᓱᑎᒃᐱᓇ	OCT ᐅᑦᑐᐱᓇ	NOV ᓄᓇᒃᐱᓇ	DEC ᑏᓱᒃᐱᓇ	JAN ᒨᓐᓄᐊᓇ	FEB ᓈᕝᕗᐊᓇ	MAR ᒪᕐᓯ	APR ᐃᕐᓇᓕ	MAY ᒪᐃ	Total ᑲᑎᑦᑐᑦ Tamakiklugin
Species	**ᐆᒪᔪᑦ**	**Umajuin**													
Caribou	ᑐᒃᑐᐃᑦ	Tuktut	4	2		2			1			1	2	3	7
Moose	ᑐᒃᑐᕝᕙᐃᑦ	Tuktuvait								1					1
Wolf	ᐊᒪᕈᐃᑦ	Amagut										1	3		4
Arctic fox	ᑎᓇᒐᓐᓂᐊᑦ	Tigiganiat							1	1	1				2
Coloured fox	ᖃᑯᓐᖏᑦᑐᑦ ᑎᓇᒐᓐᓂᐊᑦ	Kalaliit tigiganiat					1	2	1	2	2				6
Wolverine	ᖃᑉᐃᑦ	Kalvik						1		2	2		1		4
Arctic hare	ᐅᑲᓖᑦ	Ukalik						1			1	1			2
Arctic ground squirrel	ᓱᒃᓱᑦ	Hikhik			1	2							1	2	4
Seals (unspecified)	ᓱᖅᑯᓖᑦ	Natiit	1												1
Ringed seal	ᓇᑦᓱᑦ	Natiinat					1	1							2
Geese (unspecified)	ᓂᑉᓖᑦ	Kanguk												1	1
Canada goose	ᓂᑉᓖᑦ ᐅᓗᐊᒍᓐᓖᑦ	Nikliknik	3												3
Tundra swan	ᖁᒃᔪᐃᑦ	Kukyuk												1	1
Red-throated loon	ᖃᖅᓴᐅᑦ	Qaqhuaq	1												1
Ptarmigan	ᐊᕿᒃᑏᑦ	Akilgik							1		1				1
Duck eggs	ᒥᑏᑦ ᒪᓐᓂᖏᑦ	Tinmiat manniit	1												1
Seagull eggs	ᓇᐅᔭᐃᑦ ᒪᓐᓂᖏᑦ	Nauyat manniit	2												2
Arctic char	ᐃᖃᓗᒃᐱᑦ	Ikaliviit	5	2		1	3	6	2		1	2		4	10
Lake trout	ᐃᓱᕐᐃᑦ	Ikalukpik	5	2		1	3	4	1		4	4	4	6	12
Whitefish	ᑲᐱᓱᓖᑦ	Kapihiliit	3	1		1	3	4	1		1	2		1	9
Cod	ᐆᒐᐃᑦ	Ugak	1				6	7	2					1	9
Sculpin	ᑲᓇᔪᐃᑦ	Kanayuk	1				5	7	1					1	9
Turbot	ᖃᓕᕐᓖᑦ	Nataarnak	1												1

TABLE/ᓇᓗᓇᐃᔭᐅᑦ/NAUNAIKUTA 323

Monthly harvest estimates

ᑕᕿᑕᒫᑦ ᐊᖑᔭᓄᑦ ᓇᓚᐅᑦᓵᕈᑏᑦ

Tatkiktamat nahaktauvaktun

Year 3 (June 1998 - May 1999)

ᐊᒻᕐᒍ 3 (ᔫᓂ 1998 - ᒪᐃ 1999)

Ukiunga 3 (June 1998 - May 1999)

Month/ᑕᕿᖓ/Tatkia			JUN ᔫᓂ	JUL ᔪᓚᐃ	AUG ᐊᐅᒻᒍᑎ	SEP ᓱᑎᒻᐱᓇ	OCT ᐅᑦᑐᐱᓇ	NOV ᓄᐃᒻᐱᓇ	DEC ᑏᓱᒻᐱᓇ	JAN ᔮᓐᓄᐊᓇ	FEB ᕕᖕᐅᐊᓇ	MAR ᒫᕐᔪ	APR ᐃᑦᓇᓕ	MAY ᒪᐃ	Total ᑲᑎᑦᑐᒋᑦ Tamakiklugin ± 95% CI
Species	**ᐆᒪᔪᑦ**	**Umajuin**													
Caribou	ᑐᒃᑐᐃᑦ	Tuktut	14		2	4	12			5	9		3	49	98 ± 19
Wolf	ᐊᒪᕈᐃᑦ	Amagut									3	2		6	11 ± 4
Arctic fox	ᑎᓇᒐᓐᓂᐊᑦ	Tigiganiat								1	1				2 ± 0
Coloured fox	ᖃᑯᓐᖏᑦᑐᑦ ᑎᓇᒐᓐᓂᐊᑦ	Kalaliit tigiganiat							2	7	11	1			21 ± 2
Wolverine	ᖃᑉᕕᑦ	Kalvik							1	3	6	4	2	1	17 ± 1
Arctic hare	ᐅᑲᓖᑦ	Ukalik								1	7		1		9 ± 0
Arctic ground squirrel	ᓱᒃᓱᑦ	Hikhik			20	22						1	26	45	114 ± 27
Snow goose	ᑲᖑᐃᑦ	Kanguq												5	5 ± 3
Canada goose	ᓂᑦᓖᑦ ᐅᓗᐊᒍᓖᑦ	Nikliknik	1											29	30 ± 20
Brant goose	ᓂᑦᓕᑦᓇᐃᑦ	Nirlirnaq												12	12 ± 8
Ptarmigan	ᐊᕿᒻᓱᑦ	Akilgik						7		6	11	15	60	19	118 ± 17
Seagull eggs	ᓇᐅᔭᐃᑦ ᒪᓐᓂᖏᑦ	Nauyat manniit	4												4 ± 0
Arctic char	ᐃᖃᓗᒃᐲᑦ	Ikaliviit	77			36		194	202		34	15		28	586 ± 95
Lake trout	ᐃᓱᕋᐃᑦ	Ikalukpik	5	1	3	29		10	80		30	5	17	4	184 ± 51
Arctic grayling	ᓵᓗᒃᐸᐅᒐᐃᑦ	Hulupaugaq	3												3 ± 0
Whitefish	ᑲᕕᓴᓖᑦ	Kapihiliit	40			8		356	135					10	549 ± 68
Cod	ᐆᒐᐃᑦ	Ugak						352	104	14					470 ± 56
Sculpin	ᑲᓇᔪᐃᑦ	Kanayuk						43	1				4	4	52 ± 3

6.2.1

TABLE/ᓇᓗᓇᐃᔭᐅᑦ/NAUNAIKUTA 324

Monthly hunter response — **Year 3 (June 1998 - May 1999)**

ᑕᕿᑕᒫᑦ ᐊᖑᓇᓱᒃᑏᑦ ᑭᐅᓂᖏᑦ — **ᐊᒻᕐᒍ 3 (ᔫᓂ 1998 - ᒪᐃ 1999)**

Tatkiktaman pijauhimajut angunahuktinun — **Ukiunga 3 (June 1998 - May 1999)**

Month/ᑕᕿᖓ/Tatkia			JUN ᔫᓂ	JUL ᔪᓚᐃ	AUG ᐊᐅᒻᒍᑎ	SEP ᓱᑎᒻᐱᓇ	OCT ᐅᑦᑐᐱᓇ	NOV ᓄᓇᒻᐱᓇ	DEC ᑏᓱᒻᐱᓇ	JAN ᒎᓐᓄᐊᓇ	FEB ᓈᕝᕗᐊᓇ	MAR ᒫᕐᓯ	APR ᐃᕐᓇᓕ	MAY ᒪᐃ	Total ᑲᑎᑦᑐᒋᑦ Tamakiklugin
Hunter Response Categories	**ᐊᖑᓇᓱᒃᑏᑦ ᑭᐅᓂᖏᑦ ᐋᒻᒍᕐᓯᒪᓂᖏᑦ**	**Angunahukpaktun Kiujait**													
Monthly hunter list	ᑕᕿᑕᒫᑦ ᐊᖑᓇᓱᒃᑏᑦ	Tatkitaman angunahuktut titigait	16	16	10	10	9	8	8	8	8	8	9	15	17*
Hunters interviewed	ᐊᖑᓇᓱᒃᑏᑦ ᐊᐱᕐᓱᕐᑕᑦ	Angunahuktin apikhuktan	16	16	10	9	9	8	7	8	8	8	9	12	17*
Harvested	ᐊᖑᓇᓱᒃᑐᒥᓃᑦ	Angujaujut	6	1	3	6	2	7	4	5	7	3	6	10	14*
Response Rate (%)	ᑭᐅᔪᑦ ᖃᑦᓯᐅᓂᖏᑦ (%)	Kiujut (%)	100	100	100	90	100	100	88	100	100	100	100	80	96**

* Hunters registered/interviewed/harvested at least once during the year.
** Mean monthly response rate.

* ᐊᖑᓇᓱᒃᑏᑦ ᐊᑎᓕᐅᑦᑕᐅᒪᔪᑦ/ᐊᐱᕐᓱᕐᑕᑦ/ᐊᖑᓇᓱᒃᑐᒥᓃᑦ ᐊᑕᐅᓯᐊᕐᓗᐊᑦᑐᑎᒃ ᐋᒻᕐᒍᒥ.
** ᐋᐅᒋᓕᑎᓯᒪᔪᑦ ᑕᕿᑕᒫᑦ ᑭᐅᔪᑦ.

* Angunahuktin atiliukhimajut/apikhiktaunikut/anguhimajut talvani ukiumi.
** Talvani angunahuknami kiujutaumajut.

TABLE/ᓇᓗᓇᐃᔭᐅᑦ/NAUNAIKUTA 325

Recall period between harvest and interview, expressed as % of total harvest records — **Year 3 (June 1998 - May 1999)**

ᐅᑎᕐᕕᐅᔪᑦ ᐊᑯᕐᖓᓂ ᐊᖑᓇᓱᓐᓂᖓᑕ ᐊᒻᒪᓗ ᐊᐱᕐᓱᕐᑕᐅᓂᖓᑕ, ᓇᓗᓇᐃᕐᑕᑦ ᐃᒫᒃ % ᑲᑎᑦᑐᒋᑦ ᐊᖑᓇᓱᒃᑕᑦ ᑎᑎᕐᕐᑕᐅᒪᔪᑦ — **ᐊᒻᕐᒍ 3 (ᔫᓂ 1998 - ᒪᐃ 1999)**

Itkaumajaujut angunahuktunun apihijauvaktunutlu, kanuk amigaitiginit tamakiklugin angujauhimajut — **Ukiunga 3 (June 1998 - May 1999)**

Month/ᑕᕿᖓ/Tatkia			JUN ᔫᓂ	JUL ᔪᓚᐃ	AUG ᐊᐅᒻᒍᑎ	SEP ᓱᑎᒻᐱᓇ	OCT ᐅᑦᑐᐱᓇ	NOV ᓄᓇᒻᐱᓇ	DEC ᑏᓱᒻᐱᓇ	JAN ᒎᓐᓄᐊᓇ	FEB ᓈᕝᕗᐊᓇ	MAR ᒫᕐᓯ	APR ᐃᕐᓇᓕ	MAY ᒪᐃ	Total ᑲᑎᑦᑐᒋᑦ Tamakiklugin
Recall Period	**ᐅᑎᕐᕕᐅᔪᑦ**	**Pigiakvia**													
≤ 3 months	≤ 3 ᑕᕿᑦ	≤ tatkin pingahut	100	100	100	100	100	100	100	100	100	100	100	100	100
4-6 months	4-6 ᑕᕿᑦ	tatkin hitaman 6nut	0	0	0	0	0	0	0	0	0	0	0	0	0
> 6 months	> 6 ᑕᕿᑦ	> 6 tatkin	0	0	0	0	0	0	0	0	0	0	0	0	0

TABLE/ᓇᓗᓇᐃᔭᐅᑦ/NAUNAIKUTA 326

Number of hunters harvesting each species — **Year 3 (June 1998 - May 1999)**

ᖃᑦᓯᐅᓂᖏᑦ ᐊᖑᓇᓱᒃᑏᑦ ᐊᖑᓇᓱᒃᐸᑦᑐᑦ ᐊᑐᓂᒃ ᐆᒪᔪᖅᓂᒃ — **ᐊᒡᕐᒍ 3 (ᔫᓂ 1998 - ᒪᐃ 1999)**

Amigaitiginigin angunahukpaktun anguvaktaitlu kanugitugiagin — **Ukiunga 3 (June 1998 - May 1999)**

Month/ᑕᕿᖓ/Tatkia			JUN ᔫᓂ	JUL ᔪᓚᐃ	AUG ᐊᐅᒡᒍᑎ	SEP ᓱᑎᒡᐱᓇ	OCT ᐅᑦᑐᐱᓇ	NOV ᓄᓇᒡᐱᓇ	DEC ᑏᓯᒡᐱᓇ	JAN ᒣᓐᓄᐊᓇ	FEB ᓈᕝᕗᐊᓇ	MAR ᒪᕐᓯ	APR ᐃᑦᓇᓕ	MAY ᒪᐃ	Total ᑲᑎᑦᑐᑦ Tamakiklugin
Species	**ᐆᒪᔪᑦ**	**Umajuin**													
Caribou	ᑐᒃᑐᐃᑦ	Tuktut	1		1	2	2			2	2		2	6	8
Wolf	ᐊᒪᕈᐃᑦ	Amagut									2	2		2	5
Arctic fox	ᑎᓇᒐᓐᓂᐊᑦ	Tigiganiat								1	1				2
Coloured fox	ᖃᑯᓐᖏᑦᑐᑦ ᑎᓇᒐᓐᓂᐊᑦ	Kalaliit tigiganiat							1	2	4	1			4
Wolverine	ᖃᑦᕕᑦ	Kalvik							1	1	2	3	2	1	5
Arctic hare	ᐅᑲᓖᑦ	Ukalik								1	2		1		3
Arctic ground squirrel	ᓱᒃᓯᑦ	Hikhik			1	1						1	4	4	7
Snow goose	ᑲᖑᐃᑦ	Kanguq												2	2
Canada goose	ᓂᑦᓖᑦ ᐅᓗᐊᒍᓖᑦ	Nikliknik	1											2	3
Brant goose	ᓂᑦᓕᑦᓇᐃᑦ	Nirlirnaq												2	2
Ptarmigan	ᐊᕿᒡᒋᑦ	Akilgik						1		1	1	1	2	1	4
Seagull eggs	ᓇᐅᔭᐃᑦ ᒪᓐᓂᖏᑦ	Nauyat manniit	1												1
Arctic char	ᐃᖃᓗᒃᐲᑦ	Ikaliviit	4			3		2	2		2	1		5	9
Lake trout	ᐃᓱᕋᐃᑦ	Ikalukpik	3	1	2	4		2	2		4	1	3	2	8
Arctic grayling	ᓗᓗᒃᐸᐅᒐᐃᑦ	Hulupaugaq	1												1
Whitefish	ᑲᐱᓯᓖᑦ	Kapihiliit	2			1		2	2					1	4
Cod	ᐆᒐᐃᑦ	Ugak						4	2	2					5
Sculpin	ᑲᓇᔪᐃᑦ	Kanayuk						4	1				2	2	6

6.2.1

TABLE/ᓇᓗᓇᐃᔭᐅᑦ/NAUNAIKUTA 327

Monthly harvest estimates
ᑕᕿᑕᒫᑦ ᐊᖑᔭᓄᑦ ᓇᓚᐅᑦᓵᕈᑏᑦ
Tatkiktamat nahaktauvaktun

Year 4 (June 1999 - May 2000)
ᐊᒻᕐᒧ 4 (ᔫᓂ 1999 - ᒪᐃ 2000)
Ukiunga 4 (June 1999 - May 2000)

Month/ᑕᕿᖓ/Tatkia			JUN ᔫᓂ	JUL ᔪᓚᐃ	AUG ᐊᐅᒻᒧᑦᑎ	SEP ᓱᑎᒻᐱᕆ	OCT ᐅᑦᑐᐱᕆ	NOV ᓄᓇᒻᐱᕆ	DEC ᑏᓯᒻᐱᕆ	JAN ᒨᓐᓄᐊᕆ	FEB ᓈᕝᕗᐊᕆ	MAR ᒫᕐᓯ	APR ᐃᑦᕆᓕ	MAY ᒪᐃ	Total ᑲᑎᑦᑐᑦ Tamakiklugin ± 95% CI
Species	**ᐆᒪᔪᑦ**	**Umajuin**													
Caribou	ᑐᒻᑐᐃᑦ	Tuktut	6	1	3	13		4	23				3	22	75 ± 17
Wolf	ᐊᒪᕈᐃᑦ	Amagut										2	3	1	6 ± 4
Arctic fox	ᑎᓇᒐᓐᓂᐊᑦ	Tigiganiat							5	1	3				9 ± 5
Coloured fox	ᖃᑯᓐᖏᑦᑐᑦ ᑎᓇᒐᓐᓂᐊᑦ	Kalaliit tigiganiat							7		3				10 ± 6
Wolverine	ᖃᑦᕕᑦ	Kalvik						3	2	1	1		2		9 ± 4
Arctic hare	ᐅᑲᓖᑦ	Ukalik								10					10 ± 7
Arctic ground squirrel	ᓱᒃᓱᑦ	Hikhik			12	24							12	5	53 ± 17
Ringed seal	ᓇᑦᓱᑦ	Natiinat		1	2	1									4 ± 1
Bearded seal	ᐅᒻᔪᐃᑦ	Ukyuk										2			2 ± 2
Snow goose	ᑲᖑᐃᑦ	Kanguq												1	1 ± 1
Canada goose	ᓂᑦᓖᑦ ᐅᓗᐊᒍᓖᑦ	Nikliknik												5	5 ± 4
Ptarmigan	ᐊᕿᒻᒋᑦ	Akilgik							10			11			21 ± 15
Seagull eggs	ᓇᐅᔭᐃᑦ ᒪᓐᓂᖏᑦ	Nauyat manniit	23												23 ± 0
Arctic char	ᐃᖃᓗᒃᐲᑦ	Ikaliviit	51	16	64	96	286	43	155					7	718 ± 188
Lake trout	ᐃᓱᕋᐃᑦ	Ikalukpik	4	3	10	13	21	16	28					8	103 ± 29
Whitefish	ᑲᐱᓱᓖᑦ	Kapihiliit	12		21	135	129	11	20						328 ± 76
Cod	ᐆᒪᐃᑦ	Ugak				21	109		134				163		427 ± 184
Sculpin	ᑲᓇᔪᐃᑦ	Kanayuk					5		11				57		73 ± 62

TABLE/ᓇᓗᓇᐃᔭᐅᑦ/NAUNAIKUTA 328

Monthly hunter response — **Year 4 (June 1999 - May 2000)**

ᑕᕿᑖᒪᑦ ᐊᖑᓇᓱᒃᑏᑦ ᑭᐅᓂᖏᑦ — **ᐊᒻᕋᒍ 4 (ᔫᓂ 1999 - ᒪᐃ 2000)**

Tatkiktaman pijauhimajut angunahuktinun — **Ukiunga 4 (June 1999 - May 2000)**

Month/ᑕᕿᖓ/Tatkia			JUN ᔫᓂ	JUL ᔪᓚᐃ	AUG ᐊᐅᒻᒍᑎ	SEP ᓱᑎᒻᐱᓇ	OCT ᐅᑦᑐᐱᓇ	NOV ᓄᐃᒻᐱᓇ	DEC ᑏᓯᒻᐱᓇ	JAN ᒎᓐᓄᐊᓇ	FEB ᓈᕝᕗᐊᓇ	MAR ᒫᕐᓯ	APR ᐃᕐᓇᓕ	MAY ᒪᐃ	Total ᑲᑎᑦᑐᑦ Tamakiklugin
Hunter Response Categories	**ᐊᖑᓇᓱᒃᑏᑦ ᑭᐅᓂᖏᑦ ᐋᒻᒍᓯᒪᓂᖏᑦ**	**Angunahukpaktun Kiujait**													
Monthly hunter list	ᑕᕿᑖᒪᑦ ᐊᖑᓇᓱᒃᑏᑦ	Tatkitaman angunahuktut titigait	15	14	12	9	10	11	12	11	10	11	12	14	18*
Hunters interviewed	ᐊᖑᓇᓱᒃᑏᑦ ᐊᐱᕐᓱᕐᑕᑦ	Angunahuktin apikhuktan	15	13	11	9	8	8	10	8	7	7	7	12	18*
Harvested	ᐊᖑᓇᓱᒃᑐᒥᓃᑦ	Angujaujut	6	2	4	4	5	3	5	2	2	2	4	5	14*
Response Rate (%)	ᑭᐅᔪᑦ ᖃᑦᓱᐅᓂᖏᑦ (%)	Kiujut (%)	100	93	92	100	80	73	83	73	70	64	58	86	81**

* Hunters registered/interviewed/harvested at least once during the year.
** Mean monthly response rate.

* ᐊᖑᓇᓱᒃᑏᑦ ᐊᑎᓕᐅᑦᑕᐅᒪᔪᑦ/ᐊᐱᕐᓱᕐᑕᑦ/ᐊᖑᓇᓱᒃᑐᒥᓃᑦ ᐊᑕᐅᓯᐊᕐᓗᐊᑦᑐᑎᒃ ᐋᒻᕋᒥ.
** ᐋᐅᑦᑎᓕᕐᑎᓯᒪᔪᑦ ᑕᕿᑖᒪᑦ ᑭᐅᔪᑦ.

* Angunahuktin atiliukhimajut/apikhiktaunikut/anguhimajut talvani ukiumi.
** Talvani angunahuknami kiujutaumajut.

TABLE/ᓇᓗᓇᐃᔭᐅᑦ/NAUNAIKUTA 329

Recall period between harvest and interview, expressed as % of total harvest records — **Year 4 (June 1999 - May 2000)**

ᐅᑎᕐᕕᐅᔪᑦ ᐊᑯᕐᖓᓂ ᐊᖑᓇᓱᒃᓂᖓᑕ ᐊᒻᒪᓗ ᐊᐱᕐᓱᕐᑕᐅᓂᖓᑕ, ᓇᓗᓇᐃᕐᑕᑦ ᐃᒫᒃ % ᑲᑎᑦᑐᑦ ᐊᖑᓇᓱᒃᑕᑦ ᑎᑎᕐᕐᑕᐅᒪᔪᑦ — **ᐊᒻᕋᒍ 4 (ᔫᓂ 1999 - ᒪᐃ 2000)**

Itkaumajaujut angunahuktunun apihijauvaktunutlu, kanuk amigaitiginit tamakiklugin angujauhimajut — **Ukiunga 4 (June 1999 - May 2000)**

Month/ᑕᕿᖓ/Tatkia			JUN ᔫᓂ	JUL ᔪᓚᐃ	AUG ᐊᐅᒻᒍᑎ	SEP ᓱᑎᒻᐱᓇ	OCT ᐅᑦᑐᐱᓇ	NOV ᓄᐃᒻᐱᓇ	DEC ᑏᓯᒻᐱᓇ	JAN ᒎᓐᓄᐊᓇ	FEB ᓈᕝᕗᐊᓇ	MAR ᒫᕐᓯ	APR ᐃᕐᓇᓕ	MAY ᒪᐃ	Total ᑲᑎᑦᑐᑦ Tamakiklugin
Recall Period	**ᐅᑎᕐᕕᐅᔪᑦ**	**Pigiakvia**													
≤ 3 months	≤ 3 ᑕᕿᑦ	≤ tatkin pingahut	100	100	100	100	100	100	100	100	100	100	100	100	100
4-6 months	4-6 ᑕᕿᑦ	tatkin hitaman 6nut	0	0	0	0	0	0	0	0	0	0	0	0	0
> 6 months	> 6 ᑕᕿᑦ	> 6 tatkin	0	0	0	0	0	0	0	0	0	0	0	0	0

6.2.1

TABLE/ᓇᓗᓇᐃᔭᐅᑦ/NAUNAIKUTA 330

Number of hunters harvesting each species — **Year 4 (June 1999 - May 2000)**

ᖃᑦᓯᐅᓂᖏᑦ ᐊᖑᓇᓱᒃᑏᑦ ᐊᖑᓇᓱᒃᐸᑦᑐᑦ ᐊᑐᓂᒃ ᐆᒪᔪᕐᓂᒃ — **ᐊᒡᕐᒍ 4 (ᔫᓂ 1999 - ᒪᐃ 2000)**

Amigaitiginigin angunahukpaktun anguvaktaitlu kanugitugiagin — **Ukiunga 4 (June 1999 - May 2000)**

Month/ᑕᕿᖓ/Tatkia			JUN ᔫᓂ	JUL ᔪᓚᐃ	AUG ᐊᐅᒡᒍᑎ	SEP ᓱᑎᒡᐱᓇ	OCT ᐅᑦᑐᐱᓇ	NOV ᓄᓇᒡᐱᓇ	DEC ᑏᓯᒡᐱᓇ	JAN ᒨᓐᓄᐊᓇ	FEB ᓈᕝᕗᐊᓇ	MAR ᒫᕐᓯ	APR ᐃᑦᓇᓕ	MAY ᒪᐃ	Total ᑲᑎᑦᑐᑦ Tamakiklugin
Species	**ᐆᒪᔪᑦ**	**Umajuin**													
Caribou	ᑐᒃᑐᐃᑦ	Tuktut	2	1	2	3		1	2				1	3	8
Wolf	ᐊᒪᕈᐃᑦ	Amagut										1	2	1	4
Arctic fox	ᑎᓇᒐᓐᓂᐊᑦ	Tigiganiat							1	1	2				2
Coloured fox	ᖃᑯᓐᖏᑦᑐᑦ ᑎᓇᒐᓐᓂᐊᑦ	Kalaliit tigiganiat							1		2				2
Wolverine	ᖃᑦᕕᑦ	Kalvik						2	1	1	1		1		3
Arctic hare	ᐅᑲᓖᑦ	Ukalik								2					2
Arctic ground squirrel	ᓱᒃᓱᑦ	Hikhik			1	1							1	1	1
Ringed seal	ᓇᑦᓱᑦ	Natiinat		1	1	1									3
Bearded seal	ᐅᒡᔪᐃᑦ	Ukyuk										1			1
Snow goose	ᑲᖑᐃᑦ	Kanguq												1	1
Canada goose	ᓂᑦᓖᑦ ᐅᓗᐊᒍᑦᓖᑦ	Nikliknik												1	1
Ptarmigan	ᐊᕿᒡᒋᑦ	Akilgik							1			1			2
Seagull eggs	ᓇᐅᔭᐃᑦ ᒪᓐᓂᖏᑦ	Nauyat manniit	1												1
Arctic char	ᐃᖃᓗᒃᐲᑦ	Ikaliviit	5	2	1	1	2	2	3					1	8
Lake trout	ᐃᓱᕋᐃᑦ	Ikalukpik	3	2	1	2	2	2	2					2	7
Whitefish	ᑲᐱᓯᓖᑦ	Kapihiliit	2		1	2	3	2	3						6
Cod	ᐆᒐᐃᑦ	Ugak				1	3		3				3		9
Sculpin	ᑲᓇᔪᐃᑦ	Kanayuk					2		2				2		5

TABLE/ᓇᓗᓇᐃᔭᐅᑦ/NAUNAIKUTA 331

Monthly harvest estimates
ᑕᕿᑕᒫᑦ ᐊᖑᔭᓄᑦ ᓇᓚᐅᑦᓵᕈᑏᑦ
Tatkiktamat nahaktauvaktun

Year 5 (June 2000 - May 2001)
ᐊᒻᕐᒍ 5 (ᔫᓂ 2000 - ᒪᐃ 2001)
Ukiunga 5 (June 2000 - May 2001)

Month/ᑕᕿᖓ/Tatkia			JUN ᔫᓂ	JUL ᔪᓚᐃ	AUG ᐊᐅᒻᒍᑎ	SEP ᓱᑎᒻᐱᓇ	OCT ᐅᑦᑐᐱᓇ	NOV ᓄᓇᒻᐱᓇ	DEC ᑏᓯᒻᐱᓇ	JAN ᒎᓐᓄᐊᓇ	FEB ᓈᕝᕗᐊᓇ	MAR ᒫᕐᓯ	APR ᐃᑦᓇᓕ	MAY ᒪᐃ	Total ᑲᑎᑦᑐᑦ Tamakiklugin ± 95% CI
Species	**ᐆᒪᔪᑦ**	**Umajuin**													
Caribou	ᑐᒃᑐᐃᑦ	Tuktut	33		2	6	16	7	8	13		8		1	94 ± 41
Musk-ox	ᐅᒥᒃᒪᐃᑦ	Umingmait								4					4 ± 4
Wolf	ᐊᒪᕈᐃᑦ	Amagut	8				2	5			2	3	3		23 ± 11
Arctic fox	ᑎᓇᒐᓐᓂᐊᑦ	Tigiganiat						1	8	27	15	8			59 ± 26
Coloured fox	ᖃᑯᓐᖏᑦᑐᑦ ᑎᓇᒐᓐᓂᐊᑦ	Kalaliit tigiganiat				1		8	9	13	4	3			38 ± 13
Wolverine	ᖃᕐᕕᑦ	Kalvik							7	3	2	4	3		19 ± 7
Arctic Hare	ᐅᑲᓖᑦ	Ukalik						3		3	3				9 ± 5
Arctic ground squirrel	ᓱᓯᑦ	Hikhik			28	15	23					3	8		77 ± 35
Ringed seal	ᓇᑦᓱᑦ	Natiinat					2								2 ± 2
Bearded seal	ᐅᒻᔪᐃᑦ	Ukyuk					1								1 ± 1
Canada goose	ᓂᑦᓖᑦ ᐅᓗᐊᒍᓖᑦ	Nikliknik												4	4 ± 2
Ptarmigan	ᐊᕿᒻᒋᑦ	Akilgik							19	16			17		52 ± 30
Seagull eggs	ᓇᐅᔭᐃᑦ ᒪᓐᓂᖏᑦ	Nauyat manniit	132												132 ± 112
Arctic char	ᐃᖃᓗᒃᐲᑦ	Ikaliviit	117		18	94	325	19	35					2	610 ± 220
Lake trout	ᐃᓱᕋᐃᑦ	Ikalukpik	40	7	4	4	6		5				8	4	78 ± 27
Whitefish	ᑲᕕᓯᓖᑦ	Kapihiliit	17		4	80	36		1						138 ± 67
Least cisco	ᒥᑭᓂᖕᑦ ᑲᕕᓯᓖᑦ	Eetuuk						3							3 ± 3
Cod	ᐆᒪᐃᑦ	Ugak			39	1		311	231						582 ± 205
Sculpin	ᑲᓇᔪᐃᑦ	Kanayuk						3							3 ± 3

6.2.1

TABLE/ᓇᓗᓇᐃᔭᐅᑦ/NAUNAIKUTA 332

Monthly hunter response — **Year 5 (June 2000 - May 2001)**

ᑕᕿᑖᒪᑦ ᐊᖑᓇᓱᒃᑏᑦ ᑭᐅᓂᖏᑦ — **ᐊᒻᕋᒍ 5 (ᔫᓂ 2000 - ᒪᐃ 2001)**

Tatkiktaman pijauhimajut angunahuktinun — **Ukiunga 5 (June 2000 - May 2001)**

Month/ᑕᕿᖓ/Tatkia			JUN ᔫᓂ	JUL ᔪᓚᐃ	AUG ᐊᐅᒻᒍᑎ	SEP ᓱᑎᒻᐱᓇ	OCT ᐅᑦᑐᐱᓇ	NOV ᓄᓇᒻᐱᓇ	DEC ᑏᓯᒻᐱᓇ	JAN ᒎᓐᓄᐊᓇ	FEB ᓈᖅᐳᐊᓇ	MAR ᒫᕐᓯ	APR ᐃᕐᓇᓕ	MAY ᒪᐃ	Total ᑲᑎᑦᑐᑦ Tamakiklugin
Hunter Response Categories	**ᐊᖑᓇᓱᒃᑏᑦ ᑭᐅᓂᖏᑦ ᐋᒍᕐᓯᒪᓂᖏᑦ**	**Angunahukpaktun Kiujait**													
Monthly hunter list	ᑕᕿᑖᒪᑦ ᐊᖑᓇᓱᒃᑏᑦ	Tatkitaman angunahuktut titigait	14	15	10	10	12	12	12	12	12	12	12	12	17*
Hunters interviewed	ᐊᖑᓇᓱᒃᑏᑦ ᐊᐱᕐᓱᕐᑕᑦ	Angunahuktin apikhuktan	9	13	8	8	10	9	9	9	8	8	9	10	17*
Harvested	ᐊᖑᓇᓱᒃᑐᒥᓃᑦ	Angujaujut	5	2	4	3	4	7	6	3	2	3	4	4	13*
Response Rate (%)	ᑭᐅᔪᑦ ᖃᑦᓯᐅᓂᖏᑦ (%)	Kiujut (%)	64	87	80	80	83	75	75	75	67	67	75	83	76**

* Hunters registered/interviewed/harvested at least once during the year.
** Mean monthly response rate.

* ᐊᖑᓇᓱᒃᑏᑦ ᐊᑎᓕᐅᑦᑕᐅᒪᔪᑦ/ᐊᐱᕐᓱᕐᑕᑦ/ᐊᖑᓇᓱᒃᑐᒥᓃᑦ ᐊᑕᐅᓯᐊᕐᓗᐊᑦᑐᑎᒃ ᐋᒍᕐᒍᒥ.
** ᐋᒃᐳᑦᓕᑦᑎᓯᒪᔪᑦ ᑕᕿᑖᒪᑦ ᑭᐅᔪᑦ.

* Angunahuktin atiliukhimajut/apikhiktaunikut/anguhimajut talvani ukiumi.
** Talvani angunahuknami kiujutaumajut.

TABLE/ᓇᓗᓇᐃᔭᐅᑦ/NAUNAIKUTA 333

Recall period between harvest and interview, expressed as % of total harvest records — **Year 5 (June 2000 - May 2001)**

ᐅᑎᕐᕕᐅᔪᑦ ᐊᑯᕐᖓᓂ ᐊᖑᓇᓱᒃᓂᖓᑕ ᐊᒻᒪᓗ ᐊᐱᕐᓱᕐᑕᐅᓂᖓᑕ, ᓇᓗᓇᐃᕐᑕᑦ ᐃᒫᒃ % ᑲᑎᑦᑐᑦ ᐊᖑᓇᓱᒃᑕᑦ ᑎᑎᕐᑕᐅᒪᔪᑦ — **ᐊᒻᕋᒍ 5 (ᔫᓂ 2000 - ᒪᐃ 2001)**

Itkaumajaujut angunahuktunun apihijauvaktunutlu, kanuk amigaitiginit tamakiklugin angujauhimajut — **Ukiunga 5 (June 2000 - May 2001)**

Month/ᑕᕿᖓ/Tatkia			JUN ᔫᓂ	JUL ᔪᓚᐃ	AUG ᐊᐅᒻᒍᑎ	SEP ᓱᑎᒻᐱᓇ	OCT ᐅᑦᑐᐱᓇ	NOV ᓄᓇᒻᐱᓇ	DEC ᑏᓯᒻᐱᓇ	JAN ᒎᓐᓄᐊᓇ	FEB ᓈᖅᐳᐊᓇ	MAR ᒫᕐᓯ	APR ᐃᕐᓇᓕ	MAY ᒪᐃ	Total ᑲᑎᑦᑐᑦ Tamakiklugin
Recall Period	**ᐅᑎᕐᕕᐅᔪᑦ**	**Pigiakvia**													
≤ 3 months	≤ 3 ᑕᕿᑦ	≤ tatkin pingahut	100	100	100	100	100	100	100	100	100	92	67	0	96
4-6 months	4-6 ᑕᕿᑦ	tatkin hitaman 6nut	0	0	0	0	0	0	0	0	0	0	33	0	1
> 6 months	> 6 ᑕᕿᑦ	> 6 tatkin	0	0	0	0	0	0	0	0	0	8	0	100	3

TABLE/ᓇᓗᓇᐃᔭᐅᑦ/NAUNAIKUTA 334

Number of hunters harvesting each species — **Year 5 (June 2000 - May 2001)**

ᖃᑦᓯᐅᓂᖏᑦ ᐊᖑᓇᓱᒃᑏᑦ ᐊᖑᓇᓱᒃᐸᑦᑐᑦ ᐊᑐᓂᒃ ᐆᒪᔪᖅᓂᒃ — **ᐊᒡᕐᒍ 5 (ᔫᓂ 2000 - ᒪᐃ 2001)**

Amigaitiginigin angunahukpaktun anguvaktaitlu kanugitugiagin — **Ukiunga 5 (June 2000 - May 2001)**

Month/ᑕᕿᖓ/Tatkia			JUN ᔫᓂ	JUL ᔪᓚᐃ	AUG ᐊᐅᒡᒍᑎ	SEP ᓱᑎᒡᐱᓇ	OCT ᐅᑦᑐᐱᓇ	NOV ᓄᓇᒡᐱᓇ	DEC ᑏᓯᒡᐱᓇ	JAN ᒎᖕᓄᐊᓇ	FEB ᓈᕝᕗᐊᓇ	MAR ᒪᕐᓯ	APR ᐃᑦᓇᓕ	MAY ᒪᐃ	Total ᑲᑎᑦᑐᑦ Tamakiklugin
Species	**ᐆᒪᔪᑦ**	**Umajuin**													
Caribou	ᑐᒃᑐᐃᑦ	Tuktut	2		1	2	2	1	3	1		1		1	6
Musk-ox	ᐅᒥᒃᒪᐃᑦ	Umingmait								1					1
Wolf	ᐊᒪᓯᐃᑦ	Amagut	1				1	3			1	1	1		5
Arctic fox	ᑎᓇᒐᓐᓂᐊᑦ	Tigiganiat						1	3	3	1	1			5
Coloured fox	ᖃᑯᓐᖏᑦᑐᑦ ᑎᓇᒐᓐᓂᐊᑦ	Kalaliit tigiganiat				1		2	4	2	1	1			4
Wolverine	ᖃᑉᐋᑦ	Kalvik							2	1	1	2	1		4
Arctic Hare	ᐅᑲᓖᑦ	Ukalik						1		1	1				3
Arctic ground squirrel	ᓱᒃᓱᑦ	Hikhik			1	1	1					1	1		1
Ringed seal	ᓇᑦᓱᑦ	Natiinat					1								1
Bearded seal	ᐅᒡᔪᐃᑦ	Ukyuk					1								1
Canada goose	ᓂᑦᓖᑦ ᐅᓗᐊᒍᓖᑦ	Nikliknik												2	2
Ptarmigan	ᐊᕿᒡᒋᑦ	Akilgik							1	1			1		1
Seagull eggs	ᓇᐅᔭᐃᑦ ᒪᓐᓂᖏᑦ	Nauyat manniit	2												2
Arctic char	ᐃᖃᓗᒃᐲᑦ	Ikaliviit	4		1	2	2	1	1					2	7
Lake trout	ᐃᓱᕋᐃᑦ	Ikalukpik	4	2	1	2	1		1				2	2	7
Whitefish	ᑲᕕᓯᓖᑦ	Kapihiliit	2		1	2	2		1						3
Least cisco	ᒥᑭᓂᖅᑦ ᑲᕕᓯᓖᑦ	Eetuuk						1							1
Cod	ᐆᒪᐃᑦ	Ugak			3	1		3	5						9
Sculpin	ᑲᓇᔪᐃᑦ	Kanayuk						1							1

6.2.1

TABLE/ᓇᓗᓇᐃᔭᐅᑦ/NAUNAIKUTA 335

Annual harvest estimates and five-year mean — **All Years (June 1996 - May 2001)**

ᐊᒡᕐᒍᑕᒫᑦ ᐊᖑᔭᓄᑦ ᓇᓚᐅᑦᓵᕆᑏᑦ ᐊᒻᒪᓗ ᑕᓪᓕᒪᓄᑦ-ᐊᒡᕐᒍᓄᑦ ᐊᔾᔨᒌᓕᕐᑎᓯᒪᔪᑦ — **ᑕᒪᐃᓐᓄᑦ ᐊᒡᕐᒍᓄᑦ (ᓘᓂ 1996 - ᒪᐃ 2001)**

Aragutamat angujauvaktun tatlman araguit iluani — **Tamamik ukiuni (June 1996 - May 2001)**

Study Year/ᖃᐅᔨᓴᕐᕕᒃ ᐊᒡᕐᒍ/Ihivgiukhimayut Ukiumi			1	2	3	4	5	Mean ᐊᔾᔨᒌᓕᕐᑎᓯᒪᔪᑦ Amigaitkiyait
			96/97	97/98	98/99	99/00	00/01	
Species	ᐆᒪᔪᑦ	**Umajuin**						
Caribou	ᑐᒃᑐᐃᑦ	Tuktut	117	83	98	75	94	93
Musk-ox	ᐅᒥᒃᒪᐃᑦ	Umingmait	0	0	0	0	4	1
Moose	ᑐᒃᑐᕝᕙᐃᑦ	Tuktuvait	0	2	0	0	0	<1
Wolf	ᐊᒪᕈᐃᑦ	Amagut	12	7	11	6	23	12
Arctic fox	ᑎᓇᒐᓐᓂᐊᑦ	Tigiganiat	3	18	2	9	59	18
Coloured fox	ᖃᑯᓐᖏᑦᑐᑦ ᑎᓇᒐᓐᓂᐊᑦ	Kalaliit tigiganiat	27	26	21	10	38	24
Wolverine	ᖃᕝᕕᑦ	Kalvik	13	11	17	9	19	14
Arctic hare	ᐅᑲᓖᑦ	Ukalik	25	5	9	10	9	12
Arctic ground squirrel	ᓱᒃᓯᒍᑦ	Hikhik	195	43	114	53	77	96
Seals (unspecified)	ᓯᖅᑯᓖᑦ	Natiit	3	1	0	0	0	1
Ringed seal	ᓇᑦᓯᒍᑦ	Natiinat	0	5	0	4	2	2
Bearded seal	ᐅᒡᔪᐃᑦ	Ukyuk	0	0	0	2	1	1
Geese (unspecified)	ᓂᕐᓖᑦ	Kanguk	0	2	0	0	0	<1
Snow goose	ᑲᖑᐃᑦ	Kanguq	2	0	5	1	0	2
Canada goose	ᓂᕐᓖᑦ ᐅᓗᐊᒍᓐᓖᑦ	Nikliknik	13	3	30	5	4	11
Ross's goose	ᖃᕋᕐᔪᐃᑦ	Kakat	1	0	0	0	0	<1
Brant goose	ᓂᓕᕐᓇᐃᑦ	Nirlirnaq	0	0	12	0	0	2
White-fronted goose	ᓂᕐᓖᑦ	Nirlivik	11	0	0	0	0	2
Tundra swan	ᕐᒃᔪᐃᑦ	Kukyuk	2	1	0	0	0	1
Arctic loon	ᑲᒡᓗᓖᑦ	Maliriq	5	0	0	0	0	1
Red-throated loon	ᖃᖅᓴᐅᑦ	Qaqhuaq	0	1	0	0	0	<1
Ptarmigan	ᐊᕿᒡᒋᑦ	Akilgik	55	23	118	21	52	54
Duck eggs	ᒥᑏᑦ ᒪᓐᓂᖏᑦ	Tinmiat manniit	17	3	0	0	0	4
Seagull eggs	ᓇᐅᔭᐃᑦ ᒪᓐᓂᖏᑦ	Nauyat manniit	89	20	4	23	132	54
Arctic char	ᐃᖃᓗᒃᐱᑦ	Ikaliviit	711	844	586	718	610	694
Lake trout	ᐃᓱᕋᐃᑦ	Ikalukpik	110	213	184	103	78	138
Arctic grayling	ᓯᓗᒃᐸᐅᒐᐃᑦ	Hulupaugaq	0	0	3	0	0	1
Whitefish	ᑲᐱᓯᓖᑦ	Kapihiliit	107	326	549	328	138	290
Arctic cisco	ᐅᑭᐅᑦᑕᑦᑐᒥ ᑲᐱᓯᓖᑦ	Kapihilik	3	0	0	0	0	1
Least cisco	ᒥᑭᓂᕐᖓᑦ ᑲᐱᓯᓖᑦ	Eetuuk	0	0	0	0	3	1
Cod	ᐆᒪᐃᑦ	Ugak	289	1,943	470	427	582	742
Sculpin	ᑲᓇᔪᐃᑦ	Kanayuk	45	175	52	73	3	70
Turbot	ᖃᓕᕐᓖᑦ	Nataarnak	0	1	0	0	0	<1

TABLE/ᓇᓗᓇᐃᔭᐅᑦ/NAUNAIKUTA 336

Annual hunter response — **All Years (June 1996 - May 2001)**

ᐊᒻᕋᒍᑕᒫᑦ ᐊᖑᓇᓱᒃᑏᑦ ᑭᐅᓂᖏᑦ — **ᑕᒪᐃᓐᓄᑦ ᐊᒻᕋᒍᓄᑦ (ᓱᓂ 1996 - ᒪᐃ 2001)**

Angujauvaktu — **Tamamik ukiuni (June 1996 - May 2001)**

Study Year/ᖃᐅᔨᓴᕐᕕᒃ ᐊᒻᕋᒍ/Ihivgiukhimayut Ukiumi			1	2	3	4	5	Total ᑲᑎᕝᕕᒋᑦ Tamakiklugin
			96/97	97/98	98/99	99/00	00/01	
Hunter Response Categories	**ᐊᖑᓇᓱᒃᑏᑦ ᑭᐅᓂᖏᑦ ᐊᒻᒍᓯᒪᓂᖏᑦ**	**Angunahukpaktun Kiujait**						
Monthly hunter list	ᑕᕿᑕᒫᑦ ᐊᖑᓇᓱᒃᑏᑦ	Tatkitaman angunahuktut titigait	18	17	17	18	17	21*
Hunters interviewed	ᐊᖑᓇᓱᒃᑏᑦ ᐊᐱᕐᓱᕐᑕᑦ	Angunahuktin apikhuktan	18	17	17	18	17	21*
Harvested	ᐊᖑᓇᓱᒃᑐᒥᓃᑦ	Angujaujut	17	16	14	14	13	20*
Response Rate (%)	ᑭᐅᔪᑦ ᖃᑦᓯᐅᓂᖏᑦ (%)	Kiujut (%)	89	78	96	81	76	84**

* Hunters registered/interviewed/harvested at least once during the study.
** Mean annual response rate.

* ᐊᖑᓇᓱᒃᑏᑦ ᐊᑎᓕᐅᔪᒪᔪᑦ/ᐊᐱᕐᓱᕐᑕᑦ/ᐊᖑᓇᓱᒃᑐᒥᓃᑦ ᐊᑕᐅᓯᐊᕐᓗᐊᑦᑐᑎᒃ ᖃᐅᔨᓴᕐᓂᖏ.
** ᐊᒃᐅᒌᓕᕐᑎᓯᒪᔪᑦ ᑕᕿᑕᒫᑦ ᑭᐅᔪᑦ.

* Angunahuktin atiliukhimajut/apikhiktaunikut/anguhimajut talvani kaujihatatiplugin.
** Talvani angunahuknami kiujutaumajut.

TABLE/ᓇᓗᓇᐃᔭᐅᑦ/NAUNAIKUTA 337

Recall period between harvest and interview, expressed as % of total harvest records — **All Years (June 1996 - May 2001)**

ᐅᑎᕐᕕᐅᔪᑦ ᐊᑯᕐᖓᓂ ᐊᖑᓇᓱᒃᓂᖓᑕ ᐊᒻᒪᓗ ᐊᐱᕐᓱᕐᑕᐅᓂᖓᑕ, ᓇᓗᓇᐃᕐᑕᑦ ᐃᒫᒃ % ᑲᑎᕝᕕᒋᑦ ᐊᖑᓇᓱᒃᑕᑦ ᑎᑎᕐᕕᐅᒪᔪᑦ — **ᑕᒪᐃᓐᓄᑦ ᐊᒻᕋᒍᓄᑦ (ᓱᓂ 1996 - ᒪᐃ 2001)**

Angunahuktin apikhuktaujut, iluakhagaujutl % tamakiklugit angujauhimajut umajut — **Tamamik ukiuni (June 1996 - May 2001)**

Study Year/ᖃᐅᔨᓴᕐᕕᒃ ᐊᒻᕋᒍ/Ihivgiukhimayut Ukiumi			1	2	3	4	5	Total ᑲᑎᕝᕕᒋᑦ Tamakiklugin
			96/97	97/98	98/99	99/00	00/01	
Recall Period	**ᐅᑎᕐᕕᐅᔪᑦ**	**Pigiakvia**						
≤ 3 months	≤ 3 ᑕᕿᑦ	≤ tatkin pingahut	99	100	100	100	96	99
4-6 months	4-6 ᑕᕿᑦ	tatkin hitaman 6nut	0	0	0	0	1	0
> 6 months	> 6 ᑕᕿᑦ	> 6 tatkin	1	0	0	0	3	1

6.2.1

TABLE/ᓇᓗᓇᐃᔭᐅᑦ/NAUNAIKUTA 338

Number of hunters harvesting each species — **All Years (June 1996 - May 2001)**

ᖃᑦᓯᐅᓂᖏᑦ ᐊᖑᓇᓱᒃᑏᑦ ᐊᖑᓇᓱᒃᐸᑦᑐᑦ ᐊᑐᓂᒃ ᐆᒪᔪᕐᓂᒃ — **ᑕᒪᐃᓐᓄᑦ ᐊᒃᕿᒍᓄᑦ (ᔫᓂ 1996 - ᒪᐃ 2001)**

Angunahuktin angutivaktun umajunik — **Tamamik ukiuni (June 1996 - May 2001)**

Study Year/ᖃᐅᔨᓴᕐᕕᒃ ᐊᒃᕿᒍ/Ihivgiukhimayut Ukiumi			1	2	3	4	5	Total ᑲᑎᑦᑐᑦ Tamakiklugin
			96/97	97/98	98/99	99/00	00/01	
Species	**ᐆᒪᔪᑦ**	**Umajuin**						
Caribou	ᑐᒃᑐᐃᑦ	Tuktut	8	7	8	8	6	13
Musk-ox	ᐅᒥᒃᒪᐃᑦ	Umingmait					1	1
Moose	ᑐᒃᑐᕝᕙᐃᑦ	Tuktuvait		1				1
Wolf	ᐊᒪᕈᐃᑦ	Amagut	4	4	5	4	5	9
Arctic fox	ᑎᓇᒐᓐᓂᐊᑦ	Tigiganiat	2	2	2	2	5	6
Coloured fox	ᖃᑯᓐᖏᑦᑐᑦ ᑎᓇᒐᓐᓂᐊᑦ	Kalaliit tigiganiat	5	6	4	2	4	9
Wolverine	ᖃᕝᕕᑦ	Kalvik	4	4	5	3	4	9
Arctic hare	ᐅᑲᓖᑦ	Ukalik	6	2	3	2	3	8
Arctic ground squirrel	ᓱᒃᓯᑦ	Hikhik	4	4	7	1	1	9
Seals (unspecified)	ᓯᖕᑯᓖᑦ	Natiit	1	1				2
Ringed seal	ᓇᑦᓱᑦ	Natiinat		2		3	1	6
Bearded seal	ᐅᒡᔪᐃᑦ	Ukyuk				1	1	1
Geese (unspecified)	ᓂᕐᓖᑦ	Kanguk		1				1
Snow goose	ᑲᖑᐃᑦ	Kanguq	1		2	1		4
Canada goose	ᓂᕐᓖᑦ ᐅᓗᐊᒍᓐᓖᑦ	Nikliknik	3	3	3	1	2	7
Ross's goose	ᖃᕐᔪᐃᑦ	Kakat	1					1
Brant goose	ᓂᕐᓕᕐᓇᐃᑦ	Nirlirnaq			2			2
White-fronted goose	ᓂᕐᓖᑦ	Nirlivik	1					1
Tundra swan	ᕐᓚᒡᔪᐃᑦ	Kukyuk	1	1				1
Arctic loon	ᑲᒡᓗᓖᑦ	Maliriq	1					1
Red-throated loon	ᖃᖓᐅᑦ	Qaqhuaq		1				1
Ptarmigan	ᐊᕿᒡᑦ	Akilgik	1	1	4	2	1	4
Duck eggs	ᒥᑏᑦ ᒪᓐᓂᖏᑦ	Tinmiat manniit	2	1				3
Seagull eggs	ᓇᐅᔭᐃᑦ ᒪᓐᓂᖏᑦ	Nauyat manniit	5	2	1	1	2	8
Arctic char	ᐃᖃᓗᒃᐱᑦ	Ikaliviit	14	10	9	8	7	16
Lake trout	ᐃᓱᕐᕿᐃᑦ	Ikalukpik	15	12	8	7	7	18
Arctic grayling	ᓗᓗᒃᐸᐅᒐᐃᑦ	Hulupaugaq			1			1
Whitefish	ᑲᕕᓯᓖᑦ	Kapihiliit	7	9	4	6	3	11
Arctic cisco	ᐅᑭᐅᑦᑕᑦᑐᒥ ᑲᕕᓯᓖᑦ	Kapihilik	2					2
Least cisco	ᒥᑭᓂᕐᓴᑦ ᑲᕕᓯᓖᑦ	Eetuuk					1	1
Cod	ᐆᒪᐃᑦ	Ugak	9	9	5	9	9	16
Sculpin	ᑲᓇᔪᐃᑦ	Kanayuk	6	9	6	5	1	11
Turbot	ᖃᓕᕐᓖᑦ	Nataarnak		1				1

6.2 Kitikmeot Region

6.2.1 Community Results Discussion: Bathurst Inlet

The survey frame:
An assessment of under-enumeration indicated that there were very few hunters who were not registered in the Harvest Study.

Given the small size of this community there were only three hunters registered in the active and intensive classifications in most years. All classifications were joined and harvest estimates were calculated for all hunters together; there was no stratification used.

Survey coverage and non-response bias:
There was a lot of month to month variation in response rates during the study. In general years 2, 4 and 5 were more problematic having rates below 75% in two to four months of the year. As the study progressed many of the hunters moved to other communities, such as Cambridge Bay or Kugluktuk, for the winter months. Unlike the practice in most other communities when this occurred (see Section 3.2), hunters were not always added to registration lists in their new community but continued to be interviewed as Bathurst Inlet hunters since they would return there every summer. Many of the months with low responses were during the winter when hunters were living in other communities either for work or for school and were not reached for interview. As seen in Table 9 the consistent intentional non-response rate in Bathurst Inlet was nil and therefore was not a potential source of non-response bias.

Response rates were felt to be high enough and non-response bias low enough in most months in all years to ensure that n did in fact constitute a sufficiently representative sample of N hunters. However, with the exception of year 3 there were months with low response rates during each year of the study. Readers should exercise caution when using the data collected during these months since the potential for both sampling error and non-response bias increases as response rates fall.

Measurement issues and response error:
During the time of the community visits held in the Kitikmeot region in the winter of 2003 most hunters from Bathurst Inlet were living in other communities and the HTO was not active. It was not possible to hold consultations on the data. However, the Fieldworker did report that most hunters in the community used their calendar during the study and reported their harvests accurately.

6.2 ᕿᑎᕐᒥᐅᑦ

6.2.1 ᓄᓇᓕᓐᓂ ᓴᖅᑭᑕᐅᔪᓂᒃ ᐅᖃᖃᑎᒌᕈᑎᑦ: ᕿᓐᖓᐅᑦ

ᖃᐅᔨᓴᓂᐅᑦ ᐋᖅᑭᐅᒪᓂᖓ:
ᕿᒥᕐᕈᓂᖃᖅᑎᓪᓗᒍ ᐊᑎᓕᐅᕐᖏᓗᐊᖅᐸᑦᑐᑦ ᒥᑦᓵᓄᓕᖓᔪᓂᒃ ᖃᐅᔨᓚᐅᖅᑐᑦ ᖃᑦᑏᕐᓇᑯᓗᐃᑦ ᐊᑎᖃᖃᑕᐅᕐᖏᑦᑑᓚᐅᕐᒪᑕ ᐊᖑᓇᓱᒃᑎᑦ ᖃᐅᔨᓴᕐᓂᖃᖅᑎᓪᓗᒍ.

ᐃᓱᒪᒋᓪᓗᒍ ᒥᑭᓛᓂᓇᔭᖓ ᓄᓇᓕᐅᑉ ᐱᖓᓱᑐᐃᓐᓇᐅᓚᐅᖅᑐᑦ ᐊᖑᓇᓱᑦᑎᑦ ᐊᑎᖃᖃᑕᐅᔪᐃᑦ ᓇᓗᓇᐃᔭᕈᑎᐅᔪᓕᓚᑦ ᑲᑎᑕᐅᓚᐅᖅᑐᑦ ᐊᒻᒪᓗ ᑕᒫᔪᖅᑕᐅᕙᑦᑐᑦ ᒥᑦᓯᖏᑦ ᓈᓴᖅᑕᐅᓪᓗᑎᒃ ᑕᒪᐃᓐᓄᑦ ᐊᖑᓇᓱᑦᑎᓄᑦ; ᐊᒡᒍᑐᖅᑕᐅᓂᖃᓚᐅᖏᑦᑐᑦ.

ᖃᐅᔨᓴᖅᑕᐅᔪᑦ ᐊᒻᒪ ᐃᓚᓕᐅᓇᔭᐅᕙᖏᑦᑐᑦ ᑭᐅᓐᖏᑦᑐᑦ:
ᑕᖅᑭᑦ ᐊᑐᓂ ᐊᔾᔨᒌᓐᖏᓐᓂᖃᕈᓘᔭᓚᐅᖅᑐᑦ ᑭᐅᕙᑦᑎᒋᓂᖏᓐᓂᒃ ᖃᐅᔨᓴᕐᓂᖃᖅᑎᓪᓗᒍ. ᑕᒪᐃᒍᑦ ᐅᑭᐅᖏᑦ 2, 4 ᐊᒻᒪ 5 ᐊᖃᐅᓐᖏᓕᐅᕈᑎᖃᕐᓂᖅᓴᐅᓚᐅᖅᑐᑦ ᑭᐅᕙᑦᑐᑦ 75% ᑐᖓᓃᖃᑦᑕᖅᑐᑎᒃ ᑕᖅᑭᓄᑦ ᒪᕿᖕᓄᑦ ᑎᓴᒪᓄᓪᓗ ᐊᕐᕌᒍᑕᒫᑦ. ᖃᐅᔨᓴᕐᓂᖅ ᐱᕙᓪᓕᐊᓂᖓᓂ ᐅᓄᖅᑐᑦ ᐊᖑᓇᓱᒃᑎᑦ ᐊᐅᓪᓚᑎᓇᕙᓚᐅᓇᓪᓗᑎᒃ ᐊᓯᖏᓐᓄᑦ ᓄᓇᓕᓐᓄᑦ, ᓱᕐᓗ ᐃᖃᓗᒃᑑᑦᓯᐊᒧᑦ ᕐᒍᓪᓗᒃᑐᒧᓪᓗᓐᓂᑦ, ᐅᑭᐅᖓᓂᖓᓂ. ᐊᓯᒥᑎᑐᑦ ᓄᓇᓕᓐᓂ ᐱᐅᓯᐅᓚᔪᑉᐸᑦᑐᓂᒃ ᑕᐃᒪᐃᑦᑐᖃᕐᖓᑦ (ᑕᑯᒃ ᓈᓴᐅᑦ 3.2), ᐊᖑᓇᓱᒃᑎᑦ ᐃᓚᓕᐅᑎᔭᐅᑦᓴᐃᓐᓇᖅᐸᓚᐅᖏᑦᑐᑦ ᐊᑎᕐᓄᑦ ᓄᓇᒋᓕᖅᑕᒥᓂ ᑭᓯᐊᓂᓕ ᐊᐱᖅᓱᖅᑕᐅᑦᑕᐃᓐᓇᐸᑦᑐᑎᒃ ᓱᕐᓗ ᐊᖑᓇᓱᒃᑎᐅᖏᓐᓇᖅᑐᑎᒃ ᕿᓐᖓᐅᒻᒥ ᐅᑎᓛᕐᓂᐊᑐᐃᓐᓇᐸᒃᑲᒥᒃ ᐊᐅᔭᑕᒫᑦ. ᑕᖅᑭᒐᓴᐃᑦ ᑭᐅᔪᖃᑦᑎᐊᖅᐸᓚᐅᖏᑦᑐᖅ ᐅᑭᐅᖓᓂᖓᓂ ᐊᖑᓇᓱᒃᑎᑦ ᐊᓯᖏᓐᓂ ᓄᓇᖃᐃᓐᓇᕐᓂᖏᓐᓂ ᐃᖃᓇᐃᔭᕆᐊᖅᓯᒪᓪᓗᑎᒃ ᐅᕙᓗ ᐃᓕᓐᓂᐊᓇᐊᖅᓯᒪᓪᓗᑎᒃ ᐊᐱᖅᓱᖅᑕᐅᔪᓐᓇᖅᓯᕙᑎᒃ. ᑕᑯᑎᑦᓯᒻᒪᑕ ᓇᓕᖅᑲᒥ 9 ᐱᔭᕇᓪᓗᑎᒃ ᑭᐅᑦᑕᐃᓕᑦᓴᐃᓐᓇᐸᑦᑐᑦ ᕿᓐᖓᐅᒻᒥ ᐱᑕᖃᓚᐅᖏᑦᑐᑦ ᐊᒻᒪ ᐃᓚᓕᐅᓇᓐᖏᓗᐊᕈᑕᐅᓚᔭᖏᑦᑐᓂ.

ᓈᒻᒪᒐᓱᒋᔭᐅᓚᐅᖅᑐᑦ ᑭᐅᕙᑦᑐᑦ ᐊᒻᒪᓗ ᑭᐅᕙᖏᑦᑐᑦ ᖃᑦᓱᓐᓇᐅᓗᐊᖅᑐᑎᒃ ᐅᑭᐅᖓᓚᐅᖅᑐᓂ ᑕᑯᑎᑦᓯᓪᓗᐊᖅᑰᖅᑐᖅ ᐱᔭᐅᕙᓚᐅᖅᑐᓂᒃ ᐊᖑᓇᓱᑦᑎᓄᑦ. ᑭᓯᐊᓂ, ᐱᖃᓯᐅᓐᓇᒍ ᐅᑭᐅᖅ 3 ᑕᖅᑭᑦ ᐃᓚᖏᓐᓂ ᑭᐅᕙᑦᑎᒋᓂᖏᑦ ᐅᓄᓗᐊᖅᐸᓚᐅᖏᑦᑐᑦ ᐊᕐᕌᒍᑕᒫᑦ ᖃᐅᔨᓴᕐᓂᖃᕐᓂᖓᓂ. ᐅᖃᓕᒫᖅᐸᑦᑐᑦ ᐅᔾᔨᖅᑐᕆᐊᖃᖅᑐᑦ ᐊᑐᕐᓂᐊᕈᓂᒡᔪᒃ ᐊᓪᓚᑕᐅᓯᒪᔪᐃᑦ ᓄᐊᑕᐅᓯᒪᔪᑦ ᑕᖅᑭᓂᑦ ᑖᒃᑯᓇᓂ ᑕᒻᒪᖅᓯᒪᐅᖅᑐᑦ ᐊᒻᒪᓗ ᑭᐅᕙᖏᑦᑐᓂᒃ ᐃᓚᓕᐅᓇᖏᓗᐊᕐᓕᑦ ᐱᕙᓪᓕᐊᓲᖑᒻᒪᑕ ᑭᐅᕙᑦᑎᒋᓂᖏᑦ ᑲᑕᔾᔪᒻᒥᔭᕐᖓᑕ.

ᓱᖅᑯᐃᖅᓯᔾᔪᑎᓄᓕᖓᔪᑦ ᐊᒻᒪ ᑭᐅᔾᔪᑎᑦ ᑕᒻᒪᖅᓯᒪᐅᖅᑐᑦ:
ᓄᓇᓕᑦ ᐳᓚᕐᖅᑕᐅᑎᓪᓗᒋᑦ ᕿᑎᕐᒥᐅᓂ ᐅᑭᐅᖓᑎᓪᓗᒍ 2003ᒥ ᐊᖑᓇᓱᑦᑎᑦ ᐅᓄᕐᓂᖅᓴᐃᑦ ᕿᓐᖓᐅᒻᒥ ᓄᓇᖃᖅᐸᓚᐅᖅᑐᑦ ᐊᓯᖏᓐᓂ ᓄᓇᓕᐅᔪᓂ ᐊᒻᒪᓗ ᐊᖑᓇᓱᒃᑐᓕᓇᔭᖏᑦ ᐊᐅᓚᒐᑎᒃ. ᐊᔪᕐᓇᑦᑎᐊᓚᐅᖅᑐᖅ ᐅᖃᖃᑎᖃᓇᐊᒥᒃ ᐊᓪᓚᑕᐅᓯᒪᔪᓂᒃ. ᑭᓯᐊᓂ, ᐳᓚᕐᖅᑎᐅᔪᖅ ᐅᖃᕈᓐᓇᓚᐅᖅᑐᖅ ᐅᓄᕐᓂᖅᓴᐃᑦ ᐊᖑᓇᓱᒃᑎᐅᔪᑦ ᓄᓇᓕᒻᒥ ᐊᑐᖅᐸᓚᐅᓇᐊᖏᓐᓂᒃ ᐅᓪᓗᖅᓯᐅᑎᒥᓐᓂᒃ ᖃᐅᔨᓴᕐᓂᖃᕐᓂᖓᓂ ᐊᒻᒪᓗ ᐅᖃᐅᓯᓇᑦᑎᐊᖅᐸᑦᑐᑦ ᐆᒪᔪᖅᑕᒥᓂᓂ ᑕᐃᒫᑦᑎᐊᖅ.

6.2 Kitikmeot

6.2.1 Nunanit Iniktigutait Ukauhiit: Kingauk

Ihivgiuktit Atugutait:
Ihivgiufaakhimayuni ataani naunaiyakhimayut Kingaumut pulaakhimapluni nalunaiyakhimayuk ikitut umayukhiuktit titigaktauhimaitut Umayukhiukhimayut Ihivgiuktini.

Mikiyuuplutik nunaa pinghuuyut umayukhiuktit titigaktauhimayut umayukhiukataktut ovalo umayukhiukatainaktut naunaiyautaini tamamivyak ukiuni. Tamamik naunaiyautait katitikhimayut ovalo umayukhiukhimayut naunaiyautait katitikhimayut tamamik umayukhiuktit katitihimaplugit, atungitut aviktugutainik.

Ihivgiuktauhimayut ovalo kiuyuitut ihumagiyait:
Amigaitut tatkikhiutinit aalatkiit kiukatakhimayut naunaiyautait ihivgiuktitlugit. Ukiut 2, 4, ovalo 5 ayonavyaktuk naunaiyautait ataanungakhimata 75%nit malgunit hitamanut tatkikhiutini ukiungani. Ihivgiuktut pitilugit amigaitut umayukhiuktit nuutitikatamata aalanut nunanut; Ikaluktutiamut ovalo Kugluktumut ukiugaagat tatkikhiutini. Aatjikutaatut atuktainik aalani nunani hamna pigaagata (takulugu ilangani 3.2), umayukhiuktit ilauyuitut titigagutainut katitihimayunut nutaami nunainut kihimi pikatainaktut apikhutauplutik Kingaumiutat umayukhiuktit utikatainagamik tamaat auyagaagat. Amigaitut tatkikhiutit mikiyut kiuhimayut ukiugaagat umayukhiuktit nuuhimagaagata aalanut nunanut havakhutik ovaluniit ilihagiaktukhimaplutik ovalo takuyauyuitut ukakatigiyaami. Takukhauyut ikpatauyami 9 pikatainaktut kiuyuitut naunaiyautait Kingaumi pikangituk ovalo ihumaalugiyaungitut ayonaniagutainik kiuyuitut ihumagiyainut.

Kiuhimayut naunaiyautait ihumagiyauyut angiyuumata ovalo kiuyuitut ihumagiyait mikiyuuplutik tamakmivyak tatkikhiutini tamamik ukiuni pigiagani nni pihimayut naamaktumik uktugutini Nni umayukhiuktini. Kihimi ukiumi pingahuani, ilangit tatkikhiutit mikiyut kiukatakhimayut tamamik ukiuni ihivgiuktitlugit. Taiguaktut ihumayukhat atugutainik katitikhimayut katimatjutaini hapkoa tatkikhiutaini pilaamata tamamik uktugutit ihuinaagutikhainik ovalo kiuyuitut ihumagaiyainik angililaamata kiuhimayut naunaiyautait katagaagata.

Atugutingit ihumaiyait ovalo kiuhimayut ihuinaagutait:
Nunanmut pulaakhimagapta Kitikmeoni ukiumi 2003, amigaitut umayukhiuktit Kingaumit inuuligaluamata aalani nunani ovalo HTOkut havangitkaluamat. Pilaitkaluamt ukakatigilugit Inuit katitikhimayunik. Kihimi nunani havakti tuhaktitihimayuk amigaitut umayukhiuktit nunami atukatakhimamata tatkikhiutiminik ihivgiuktitlugit ovalo tuhaktitihimayut umayukhimayaminik nakuuyumik.

TABLE/ᓇᓗᓇᐃᔭᐅᑦ/NAUNAIKUTA 339

Monthly harvest estimates
ᑕᕿᑕᒫᑦ ᐊᖑᔭᓄᑦ ᓇᓚᐅᑦᓵᕈᑏᑦ
Tatkiktaman nahaktauvaktun

Year 1 (June 1996 - May 1997)
ᐊᒻᕐᒍ 1 (ᔫᓂ 1996 - ᒪᐃ 1997)
Ukiunga 1 (June 1996 - May 1997)

Month/ᑕᕿᖓ/Tatkia			JUN ᔫᓂ	JUL ᔪᓚᐃ	AUG ᐊᐅᒻᒍᑦᑎ	SEP ᓱᑎᒻᐱᕆ	OCT ᐅᑦᑐᕆ	NOV ᓄᐃᒻᐱᕆ	DEC ᑏᓱᒻᐱᕆ	JAN ᒣᓐᓄᐊᕆ	FEB ᕕᖕᐊᕆ	MAR ᒫᕐᔪ	APR ᐃᑦᓇᓕ	MAY ᒪᐃ	Total ᑲᑎᑦᑐᕆᑦ Tamakiklugin ± 95% CI
Species	**ᐆᒪᔪᑦ**	**Umajuin**													
Caribou	ᑐᒃᑐᐃᑦ	Tuktut	146	24	95	96	376	135	295	223	78	36	19	130	1,653 ± 362
Musk-ox	ᐅᒥᒃᒪᐃᑦ	Umingmait				10		11	10	11	10	12	13		77 ± 43
Polar bear‡	ᓇᓄᐃᑦ‡	Nanuit‡							2						
Wolf	ᐊᒪᕈᐃᑦ	Amagut						2	8		8	5	5		28 ± 18
Arctic fox	ᑎᓇᒐᓐᓂᐊᑦ	Tigiganiat								88	50			6	144 ± 116
Coloured fox	ᖃᑯᖕᖏᑦᑐᑦ ᑎᓇᒐᓐᓂᐊᑦ	Kalaliit tigiganiat							2						2 ± 3
Wolverine	ᖃᑦᕕᑦ	Kalvik											3	3	6 ± 6
Arctic ground squirrel	ᓱᒃᓱᑦ	Hikhik												6	6 ± 9
Ringed seal	ᓇᑦᓱᑦ	Natiinat	13	14	12										39 ± 27
Geese (unspecified)	ᓂᑦᓗᑦ	Kanguk	203											35	238 ± 146
Snow goose	ᑲᖑᐃᑦ	Kanguq	116												116 ± 175
Canada goose	ᓂᑦᓗᑦ ᐅᓗᐊᒍᓗᑦ	Nikliknik	18	30		15							3	28	94 ± 57
Eider duck	ᒥᑏᑦ	Kingalik	44	69	50										163 ± 117
Ptarmigan	ᐊᕿᒻᒋᑦ	Akilgik												58	58 ± 68
Goose eggs	ᑲᖑᐃᑦ ᒪᓐᓂᖏᑦ	Uluaguliit manniit	23												23 ± 35
Arctic char	ᐃᖃᓗᒃᐲᑦ	Ikaliviit	205	2,601	1,155	25	43	64	313					38	4,444 ± 1,646
Freshwater fish (unspecified)	ᑕᓇᐅᖑᖕᖏᑦᑐᒥ ᐃᖃᓗᐃᑦ	Tahinik Ikaluit												19	19 ± 31
Lake trout	ᐃᓱᕋᐃᑦ	Ikalukpik	880	25	49		60	64	344			83		138	1,643 ± 843
Arctic grayling	ᓱᓗᒃᐸᐅᒐᐃᑦ	Hulupaugaq			3										3 ± 4
Whitefish	ᑲᕕᓯᓗᑦ	Kapihiliit			73		192								265 ± 302
Ocean fish (unspecified)	ᐃᒪᕕᒃᒥ ᐃᖃᓗᐃᑦ	Tagiumi ikaluit												53	53 ± 84

‡ Polar bear data supplied by DSD.

‡ ᓇᓄᑦᓄ ᑎᑎᕋᑦᑕᒪᔪᑦ ᑐᓂᒃᖏᑦ ᐅᑯᐊ ᐃᑯᐱᕐᕕᓕᕆᔨᑦ.

‡ Nanuin nahagaumajut pijauhimajut Ikupiktulikijinik.

6.2.2

TABLE/ᓇᓗᓇᐃᔭᐅᑦ/NAUNAIKUTA 340

Monthly hunter response — **Year 1 (June 1996 - May 1997)**

ᑕᕝᕕᒫᑦ ᐊᖑᓇᓱᒃᑏᑦ ᑭᐅᓂᖏᑦ — **ᐊᒻᕐᒍ 1 (ᔪᓂ 1996 - ᒪᐃ 1997)**

Tatkiktaman pijauhimajut angunahuktinun — **Ukiunga 1 (June 1996 - May 1997)**

Month/ᑕᕝᕕᖓ/Tatkia			JUN ᔪᓂ	JUL ᔪᓚᐃ	AUG ᐊᐅᒻᒧᑦᑎ	SEP ᓱᑎᒻᐱᓇ	OCT ᐅᑦᑐᐱᓇ	NOV ᓄᓇᒻᐱᓇ	DEC ᑏᓯᒻᐱᓇ	JAN ᒎᖕᓄᐊᓇ	FEB ᓈᕝᕗᐊᓇ	MAR ᒪᕐᓯ	APR ᐃᕐᓇᓕ	MAY ᒪᐃ	Total ᑲᑎᑦᑐᑦ Tamakiklugin
Hunter Response Categories	**ᐊᖑᓇᓱᒃᑏᑦ ᑭᐅᓂᖏᑦ ᐊᒻᒍᕐᓯᒪᓂᖏᑦ**	**Angunahukpaktun Kiujait**													
Monthly hunter list	ᑕᕝᕕᒫᑦ ᐊᖑᓇᓱᒃᑏᑦ	Tatkitaman angunahuktut titigait	331	332	331	330	330	330	331	330	330	329	328	328	332*
Interview list	ᐊᐱᕐᓱᕋᕐᓴᐃᑦ	Apikiktan	216	217	216	215	215	215	216	215	215	214	213	213	217*
Hunters interviewed	ᐊᖑᓇᓱᒃᑏᑦ ᐊᐱᕐᓱᕐᑕᑦ	Angunahuktin apikhuktan	125	136	155	151	122	129	132	129	135	129	122	120	205*
Harvested	ᐊᖑᓇᓱᒃᑐᒥᓃᑦ	Angujaujut	24	18	19	7	17	12	10	9	9	11	9	18	51*
Response Rate (%)	ᑭᐅᔪᑦ ᖃᕐᓯᐅᓂᖏᑦ (%)	Kiujut (%)	58	63	72	70	57	60	61	60	63	60	57	56	61**

* Hunters registered/on interview list/interviewed/harvested at least once during the year.
** Mean monthly response rate.

* ᐊᖑᓇᓱᒃᑏᑦ ᐊᑎᓕᐅᔪᒪᔪᑦ/ᐊᐱᕐᓱᕋᕐᓴᓃᑦᑐᑦ/ᐊᐱᕐᓱᑕᑦ/ᐊᖑᓇᓱᒃᑐᒥᓃᑦ ᐊᑕᐅᓯᐊᕐᓗ%
ᐊᑐᑎᒃ ᐊᒻᕐᒍᒥ.
** ᐊᒃᐅᒋᓕᕐᑎᓯᒪᔪᑦ ᑕᕝᕕᒫᑦ ᑭᐅᔪᑦ.

* Angunahuktin atiliukhimajut/apikhiktaujukhat/apikhiktaunikut/anguhimajut talvani ukiumi.
** Talvani angunahuknami kiujutaumajut.

TABLE/ᓇᓗᓇᐃᔭᐅᑦ/NAUNAIKUTA 341

Recall period between harvest and interview, expressed as % of total harvest records — **Year 1 (June 1996 - May 1997)**

ᐅᑎᕐᕕᐅᔪᑦ ᐊᑯᕐᖓᓂ ᐊᖑᓇᓱᒋᓂᖓᑕ ᐊᒻᒪᓗ ᐊᐱᕐᓱᕐᑕᐅᓂᖓᑕ, ᓇᓗᓇᐃᕐᑕᑦ ᐃᒫᒃ % ᑲᑎᑦᑐᑦ ᐊᖑᓇᓱᒃᑕᑦ ᑎᑎᕋᕐᑕᐅᒪᔪᑦ — **ᐊᒻᕐᒍ 1 (ᔪᓂ 1996 - ᒪᐃ 1997)**

Itkaumajaujut angunahuktunun apihijauvaktunutlu, kanuk amigaitiginit tamakiklugin angujauhimajut — **Ukiunga 1 (June 1996 - May 1997)**

Month/ᑕᕝᕕᖓ/Tatkia			JUN ᔪᓂ	JUL ᔪᓚᐃ	AUG ᐊᐅᒻᒧᑦᑎ	SEP ᓱᑎᒻᐱᓇ	OCT ᐅᑦᑐᐱᓇ	NOV ᓄᓇᒻᐱᓇ	DEC ᑏᓯᒻᐱᓇ	JAN ᒎᖕᓄᐊᓇ	FEB ᓈᕝᕗᐊᓇ	MAR ᒪᕐᓯ	APR ᐃᕐᓇᓕ	MAY ᒪᐃ	Total ᑲᑎᑦᑐᑦ Tamakiklugin
Recall Period	**ᐅᑎᕐᕕᐅᔪᑦ**	**Pigiakvia**													
≤ 3 months	≤ 3 ᑕᕝᕕᑦ	≤ tatkin pingahut	0	0	0	0	0	0	24	23	83	100	100	100	28
4-6 months	4-6 ᑕᕝᕕᑦ	tatkin hitaman 6nut	0	0	0	17	73	58	76	77	17	0	0	0	25
> 6 months	> 6 ᑕᕝᕕᑦ	> 6 tatkin	100	100	100	83	27	42	0	0	0	0	0	0	47

TABLE/ᓇᓗᓇᐃᔭᐅᑦ/NAUNAIKUTA 342

Number of hunters harvesting each species — **Year 1 (June 1996 - May 1997)**

ᖃᑦᓯᐅᓂᖏᑦ ᐊᖑᓇᓱᒃᑏᑦ ᐊᖑᓇᓱᒃᐸᑦᑐᑦ ᐊᑐᓂᒃ ᐆᒪᔪᑦᓂᒃ — **ᐊᒻᕐᒧ 1 (ᔫᓂ 1996 - ᒪᐃ 1997)**

Amigaitiginigin angunahukpaktun anguvaktaitlu kanugitugiagin — **Ukiunga 1 (June 1996 - May 1997)**

Month/ᑕᕝᕙᖓ/Tatkia			JUN ᔫᓂ	JUL ᔪᓚᐃ	AUG ᐊᐅᒻᒍᑎ	SEP ᓱᑎᒻᐱᓇ	OCT ᐅᑦᑐᐱᓇ	NOV ᓄᓇᒻᐱᓇ	DEC ᑏᓯᒻᐱᓇ	JAN ᒎᓐᓄᐊᓇ	FEB ᓈᕝᕗᐊᓇ	MAR ᒪᕐᓯ	APR ᐃᑦᓇᓕ	MAY ᒪᐃ	Total ᑲᑎᑦᑐᑦ Tamakiklugin
Species	**ᐆᒪᔪᑦ**	**Umajuin**													
Caribou	ᑐᒃᑐᐃᑦ	Tuktut	9	3	11	5	17	10	7	8	6	7	6	9	39
Musk-ox	ᐅᒥᒃᒪᐃᑦ	Umingmait				1		1	1	1	1	2	1		3
Polar bear#	ᓇᓄᐃᑦ#	Nanuit#	n/d	n/d	n/d	n/d	n/d	n/d	n/d	n/d	n/d	n/d	n/d	n/d	n/d
Wolf	ᐊᒪᕈᐃᑦ	Amagut						1	2		1	2	1		6
Arctic fox	ᑎᓇᒐᓐᓂᐊᑦ	Tigiganiat								2	1			1	3
Coloured fox	ᖃᑯᓐᖏᑦᑐᑦ ᑎᓇᒐᓐᓂᐊᑦ	Kalaliit tigiganiat							1						1
Wolverine	ᖃᑉᕕᑦ	Kalvik											1	1	2
Arctic ground squirrel	ᓱᒃᓱᑦ	Hikhik												1	1
Ringed seal	ᓇᑦᓱᑦ	Natiinat	2	1	2										4
Geese (unspecified)	ᓂᑦᓗᑦ	Kanguk	6											4	8
Snow goose	ᑲᖑᐃᑦ	Kanguq	1												1
Canada goose	ᓂᑦᓗᑦ ᐅᓗᐊᒍᑦᓗᑦ	Nikliknik	3	3		1							1	1	7
Eider duck	ᒥᑏᑦ	Kingalik	2	2	1										4
Ptarmigan	ᐊᕙᒐᑦ	Akilgik												2	2
Goose eggs	ᑲᖑᐃᑦ ᒪᓐᓂᖏᑦ	Uluaguliit manniit	1												1
Arctic char	ᐃᖃᓗᒃᐲᑦ	Ikaliviit	6	14	9	1	2	1	1					3	23
Freshwater fish (unspecified)	ᑕᓇᐅᖑᓐᖏᑦᑐᒥ ᐃᖃᓗᐃᑦ	Tahinik Ikaluit												1	1
Lake trout	ᐃᓱᕋᐃᑦ	Ikalukpik	8	1	2		2	1	2			2		1	14
Arctic grayling	ᓱᓗᒃᐸᐅᒐᐃᑦ	Hulupaugaq			1										1
Whitefish	ᑲᕕᓯᑦ	Kapihiliit			2		1								2
Ocean fish (unspecified)	ᐃᒪᕕᒃᒥ ᐃᖃᓗᐃᑦ	Tagiumi ikaluit												1	1

‡‡ No data are available corresponding to the harvest numbers shown in the harvest estimates table which were provided by DSD.

‡‡ ᑎᑎᕋᓯᒪᔪᓂᒃ ᐱᑕᖃᓐᖏᑦᑐᖅ ᐱᔾᔪᑎᓕᓐᓂᒃ ᐊᖑᔭᑦ ᖃᕋᐅᓂᖏᓐᓄᑦ ᐊᓚᒃᑲᐅᒪᔪᓄᑦ ᐊᖑᔭᓄᑦ ᓇᓚᐅᑦᑐᑎᓂ ᑐᓂᔭᖏᓐᓂ ᐃᑯᐱᕐᕕᓕᕆᔨᑦ.

‡‡ Nahagauhimaitut titigakhimajunik pitman kanuk angujaukatakhimajunik kanukitunit pijaumajut ikupiktulikijinik.

TABLE/ᓇᓗᓇᐃᔭᐅᑦ/NAUNAIKUTA 343

Monthly harvest estimates
ᑕᕿᑕᒫᑦ ᐊᖑᔭᓄᑦ ᓇᓚᐅᑦᓵᕈᑏᑦ
Tatkiktaman nahaktauvaktun

Year 2 (June 1997 - May 1998)
ᐊᒻᕿᒍ 2 (ᔫᓂ 1997 - ᒪᐃ 1998)
Ukiunga 2 (June 1997 - May 1998)

6.2.2

Month/ᑕᕿᖓ/Tatkia			JUN ᔫᓂ	JUL ᔪᓚᐃ	AUG ᐊᐅᒻᒍᑎ	SEP ᓱᑎᒻᐱᓇ	OCT ᐅᑦᑐᐱᓇ	NOV ᓄᓇᒻᐱᓇ	DEC ᑏᓯᒻᐱᓇ	JAN ᒨᓐᓄᐊᓇ	FEB ᓈᕝᕗᐊᓇ	MAR ᒪᕐᓯ	APR ᐃᑦᓇᓕ	MAY ᒪᐃ	Total ᑲᑎᑦᑐᒋᑦ Tamakiklugin ± 95% CI
Species	**ᐆᒪᔪᑦ**	**Umajuin**													
Caribou	ᑐᒃᑐᐃᑦ	Tuktut	32		26	38	107	59	7	9	1		21	59	359 ± 39
Musk-ox	ᐅᒥᒻᒪᐃᑦ	Umingmait	1		2	1	1		1			1	1		8 ± 3
Polar bear‡	ᓇᓄᐃᑦ‡	Nanuit‡							1						
Wolf	ᐊᒪᕈᐃᑦ	Amagut								10	2	5	4		21 ± 5
Arctic fox	ᑎᓇᒐᓐᓂᐊᑦ	Tigiganiat						2	7			46	44		99 ± 31
Wolverine	ᖃᑉᓈᑦ	Kalvik								2		1	1		4 ± 1
Arctic hare	ᐅᑲᓖᑦ	Ukalik				2									2 ± 2
Seals (unspecified)	ᓯᖅᑯᓖᑦ	Natiit	1	9	3										13 ± 13
Geese (unspecified)	ᓂᑦᓖᑦ	Kanguk	141	13	48	16								193	411 ± 90
Snow goose	ᑲᖑᐃᑦ	Kanguq	60												60 ± 49
Canada goose	ᓂᑦᓖᑦ ᐅᓗᐊᒍᓖᑦ	Nikliknik	16												16 ± 12
Ducks (unspecified)	ᒥᑏᑦ	Tinmiat	44	38											82 ± 48
Eider duck	ᒥᑏᑦ	Kingalik			43	34									77 ± 59
Ptarmigan	ᐊᕿᒻᒋᑦ	Akilgik					14								14 ± 6
Goose eggs	ᑲᖑᐃᑦ ᒪᓐᓂᖏᑦ	Uluaguliit manniit	181												181 ± 148
Duck eggs	ᒥᑏᑦ ᒪᓐᓂᖏᑦ	Tinmiat manniit	12												12 ± 10
Arctic char	ᐃᖃᓗᒃᐲᑦ	Ikaliviit	194	668	328	110	35		22					80	1,437 ± 403
Lake trout	ᐃᓱᕋᐃᑦ	Ikalukpik	170		178	55	2				42	88	286	295	1,116 ± 266
Whitefish	ᑲᕕᓯᓖᑦ	Kapihiliit			10	8			135						153 ± 74
Cod	ᐆᒪᐃᑦ	Ugak									31	60			91 ± 96

‡ Polar bear data supplied by DSD.

‡ ᓇᓄᑦᓄᑦ ᑎᑎᕋᑦᑕᒪᔪᑦ ᑐᓂᒃᖏᑦ ᐅᑯᐊ ᐃᑯᐱᕐᕕᓕᕆᔨᑦ.

‡ Nanuin nahagaumajut pijauhimajut Ikupiktulikijinik.

TABLE/ᓇᓗᓇᐃᔭᐅᑦ/NAUNAIKUTA 344

Monthly hunter response — **Year 2 (June 1997 - May 1998)**

ᑕᕝᕕᒫᑦ ᐊᖑᓇᓱᒃᑏᑦ ᑭᐅᓂᖏᑦ — **ᐊᒻᕐᒍ 2 (ᔫᓂ 1997 - ᒪᐃ 1998)**

Tatkiktaman pijauhimajut angunahuktinun — **Ukiunga 2 (June 1997 - May 1998)**

Month/ᑕᕝᕕᖓ/Tatkia			JUN ᔫᓂ	JUL ᔪᓚᐃ	AUG ᐊᐅᒻᒧᑦᑎ	SEP ᓱᑎᒻᐱᓇ	OCT ᐅᑦᑐᐱᓇ	NOV ᓄᓇᒻᐱᓇ	DEC ᑏᓯᒻᐱᓇ	JAN ᒎᖕᓄᐊᓇ	FEB ᓈᕝᕗᐊᓇ	MAR ᒫᕐᓯ	APR ᐃᕐᓇᓕ	MAY ᒪᐃ	Total ᑲᑎᑦᑐᒋᑦ Tamakiklugin
Hunter Response Categories	**ᐊᖑᓇᓱᒃᑏᑦ ᑭᐅᓂᖏᑦ ᐊᒻᒍᕐᓯᒪᓂᖏᑦ**	**Angunahukpaktun Kiujait**													
Monthly hunter list	ᑕᕝᕕᒫᑦ ᐊᖑᓇᓱᒃᑏᑦ	Tatkitaman angunahuktut titigait	325	322	316	322	323	321	321	324	325	323	325	320	347*
Interview list	ᐊᐱᕐᓱᕋᓐᓴᐃᑦ	Apikiktan	210	206	199	202	203	200	199	200	201	201	206	200	221*
Hunters interviewed	ᐊᖑᓇᓱᒃᑏᑦ ᐊᐱᕐᓱᑦᑕᑦ	Angunahuktin apikhuktan	179	174	152	189	195	192	183	190	190	188	199	193	210*
Harvested	ᐊᖑᓇᓱᒃᑐᒥᓃᑦ	Angujaujut	19	14	13	13	17	9	6	5	4	6	23	29	60*
Response Rate (%)	ᑭᐅᔪᑦ ᖃᑦᓱᐅᓂᖏᑦ (%)	Kiujut (%)	85	84	76	94	96	96	92	95	95	94	97	97	92**

* Hunters registered/on interview list/interviewed/harvested at least once during the year.
** Mean monthly response rate.

* ᐊᖑᓇᓱᒃᑏᑦ ᐊᑎᓕᐅᕐᒪᔪᑦ/ᐊᐱᕐᓱᕋᓐᓴᑦᑐᑦ/ᐊᐱᕐᓱᑦᑕᑦ/ᐊᖑᓇᓱᒃᑐᒥᓃᑦ ᐊᑕᐅᓯᐊᕐᓗᖅ ᐊᑐᑎᒃ ᐊᒻᕐᒍᒥ.
** ᐊᒃᐅᓱᓕᑎᓯᒪᔪᑦ ᑕᕝᕕᒫᑦ ᑭᐅᔪᑦ.

* Angunahuktin atiliukhimajut/apikhiktaujukhat/apikhiktaunikut/anguhimajut talvani ukiumi.
** Talvani angunahuknami kiujutaumajut.

TABLE/ᓇᓗᓇᐃᔭᐅᑦ/NAUNAIKUTA 345

Recall period between harvest and interview, expressed as % of total harvest records — **Year 2 (June 1997 - May 1998)**

ᐅᑎᕐᕕᐅᔪᑦ ᐊᑯᕐᖓᓂ ᐊᖑᓇᓱᒋᓂᖓᑕ ᐊᒻᒪᓗ ᐊᐱᕐᓱᕐᑕᐅᓂᖓᑕ, ᓇᓗᓇᐃᕐᑕᑦ ᐃᒫᒃ % ᑲᑎᑦᑐᒋᑦ ᐊᖑᓇᓱᒃᑕᑦ ᑎᑎᕐᕐᑕᐅᒪᔪᑦ — **ᐊᒻᕐᒍ 2 (ᔫᓂ 1997 - ᒪᐃ 1998)**

Itkaumajaujut angunahuktunun apihijauvaktunutlu, kanuk amigaitiginit tamakiklugin angujauhimajut — **Ukiunga 2 (June 1997 - May 1998)**

Month/ᑕᕝᕕᖓ/Tatkia			JUN ᔫᓂ	JUL ᔪᓚᐃ	AUG ᐊᐅᒻᒧᑦᑎ	SEP ᓱᑎᒻᐱᓇ	OCT ᐅᑦᑐᐱᓇ	NOV ᓄᓇᒻᐱᓇ	DEC ᑏᓯᒻᐱᓇ	JAN ᒎᖕᓄᐊᓇ	FEB ᓈᕝᕗᐊᓇ	MAR ᒫᕐᓯ	APR ᐃᕐᓇᓕ	MAY ᒪᐃ	Total ᑲᑎᑦᑐᒋᑦ Tamakiklugin
Recall Period	**ᐅᑎᕐᕕᐅᔪᑦ**	**Pigiakvia**													
≤ 3 months	≤ 3 ᑕᕝᕕᑦ	≤ tatkin pingahut	100	50	83	71	90	100	100	100	100	100	96	100	92
4-6 months	4-6 ᑕᕝᕕᑦ	tatkin hitaman 6nut	0	18	17	29	10	0	0	0	0	0	4	0	6
> 6 months	> 6 ᑕᕝᕕᑦ	> 6 tatkin	0	32	0	0	0	0	0	0	0	0	0	0	2

TABLE/ᓇᓗᓇᐃᔭᐅᑦ/NAUNAIKUTA 346

Number of hunters harvesting each species — **Year 2 (June 1997 - May 1998)**

ᖃᑦᓯᐅᓂᖏᑦ ᐊᖑᓇᓱᒃᑏᑦ ᐊᖑᓇᓱᒃᐸᑦᑐᑦ ᐊᑐᓂᒃ ᐆᒪᔪᑦᓂᒃ — **ᐊᒃᑦᒍ 2 (ᔫᓂ 1997 - ᒪᐃ 1998)**

Amigaitiginigin angunahukpaktun anguvaktaitlu kanugitugiagin — **Ukiunga 2 (June 1997 - May 1998)**

6.2.2

Month/ᑕᖅᖓ/Tatkia			JUN ᔫᓂ	JUL ᔪᓚᐃ	AUG ᐊᐅᒃᑑᑎ	SEP ᓱᑎᒃᐱᓇ	OCT ᐅᑦᑐᐱᓇ	NOV ᓄᓇᒃᐱᓇ	DEC ᑏᓯᒃᐱᓇ	JAN ᒎᖕᓄᐊᓇ	FEB ᓈᖅᑐᐊᓇ	MAR ᒪᑦᓯ	APR ᐃᑦᓇᓕ	MAY ᒪᐃ	Total ᑲᑎᑦᑐᑦ Tamakiklugin
Species	**ᐆᒪᔪᑦ**	**Umajuin**													
Caribou	ᑐᒃᑐᐃᑦ	Tuktut	7		7	10	17	8	3	3	1		8	20	40
Musk-ox	ᐅᒥᒃᒪᐃᑦ	Umingmait	1		1	1	1		1			1	1		6
Polar bear#	ᓇᓄᐃᑦ#	Nanuit#	n/d	n/d	n/d	n/d	n/d	n/d	n/d	n/d	n/d	n/d	n/d	n/d	n/d
Wolf	ᐊᒪᕈᐃᑦ	Amagut								3	1	1	1		4
Arctic fox	ᑎᓇᒐᓐᓂᐊᑦ	Tigiganiat						1	1			2	1		4
Wolverine	ᖃᑉᓈᑦ	Kalvik								2		1	1		3
Arctic hare	ᐅᑲᓖᑦ	Ukalik				1									1
Seals (unspecified)	ᓯᖕᑯᓖᑦ	Natiit	1	1	2										4
Geese (unspecified)	ᓂᑦᓖᑦ	Kanguk	9	2	1	2								18	29
Snow goose	ᑲᖑᐃᑦ	Kanguq	1												1
Canada goose	ᓂᑦᓖᑦ ᐅᓗᐊᒍᓖᑦ	Nikliknik	2												2
Ducks (unspecified)	ᒥᑏᑦ	Tinmiat	5	1											6
Eider duck	ᒥᑏᑦ	Kingalik			1	1									2
Ptarmigan	ᐊᑭᒡᓱᑦ	Akilgik					1								1
Goose eggs	ᑲᖑᐃᑦ ᒪᓐᓂᖏᑦ	Uluaguliit manniit	1												1
Duck eggs	ᒥᑏᑦ ᒪᓐᓂᖏᑦ	Tinmiat manniit	1												1
Arctic char	ᐃᖃᓗᒃᐲᑦ	Ikaliviit	12	14	11	5	1		1					5	33
Lake trout	ᐃᓱᕋᐃᑦ	Ikalukpik	12		1	5	1				3	3	19	17	34
Whitefish	ᑲᕕᓯᓖᑦ	Kapihiliit			1	1			2						4
Cod	ᐆᒪᐃᑦ	Ugak									1	1			1

‡‡ No data are available corresponding to the harvest numbers shown in the harvest estimates table which were provided by DSD.

‡‡ ᑎᑎᕋᓯᒪᔪᓂᒃ ᐱᑕᖃᓐᖏᑦᑐᖅ ᐱᔾᔪᑎᓕᓐᓂᒃ ᐊᖑᔭᑦ ᖃᑦᓯᐅᓂᖏᓐᓄᑦ ᐊᓚᒃᑲᐅᒪᔪᓄᑦ ᐊᖑᔭᓄᑦ ᓇᓚᐅᑦᑐᑎᓂ ᑐᓂᔭᖏᓐᓂ ᐃᑯᐱᕐᕕᓕᕆᔨᑦ.

‡‡ Nahagauhimaitut titigakhimajunik pitman kanuk angujaukatakhimajunik kanukitunit pijaumajut ikupiktulikijinik.

TABLE/ᓇᓗᓇᐃᔭᐅᑦ/NAUNAIKUTA 347

Monthly harvest estimates
ᑕᕿᑕᒫᑦ ᐊᖑᔭᓄᑦ ᓇᓚᐅᑦᓵᕈᑏᑦ
Tatkiktaman nahaktauvaktun

Year 3 (June 1998 - May 1999)
ᐊᒻᕿᒍ 3 (ᔫᓂ 1998 - ᒪᐃ 1999)
Ukiunga 3 (June 1998 - May 1999)

Month/ᑕᕿᖓ/Tatkia			JUN ᔫᓂ	JUL ᔪᓚᐃ	AUG ᐊᐅᒻᒍᑎ	SEP ᓱᑎᒻᐱᓇ	OCT ᐅᑦᑐᐱᓇ	NOV ᓄᓇᒻᐱᓇ	DEC ᑏᓯᒻᐱᓇ	JAN ᒎᖕᓄᐊᓇ	FEB ᓈᕝᕗᐊᓇ	MAR ᒪᕐᓯ	APR ᐃᑦᓇᓕ	MAY ᒪᐃ	Total ᑲᑎᑦᑐᒋᑦ Tamakiklugin ± 95% CI
Species	**ᐆᒪᔪᑦ**	**Umajuin**													
Caribou	ᑐᒃᑐᐃᑦ	Tuktut	13	6	28	49	154	106	18	53	78	69	24	56	654 ± 63
Musk-ox	ᐅᒥᒃᒪᐃᑦ	Umingmait	1		1		2					1	4		9 ± 1
Polar bear‡	ᓇᓄᐃᑦ‡	Nanuit‡							4						
Wolf	ᐊᒪᕈᐃᑦ	Amagut					6	9	4		20	6			45 ± 28
Arctic fox	ᑎᓇᒐᓐᓂᐊᑦ	Tigiganiat						28	2		28	43			101 ± 18
Wolverine	ᖃᑉᓈᑦ	Kalvik								1	1	2			4 ± 0
Arctic hare	ᐅᑲᓖᑦ	Ukalik				16	2	2				5	11		36 ± 7
Seals (unspecified)	ᓯᖅᑯᓖᑦ	Natiit	14		2	28	2					2			48 ± 14
Ringed seal	ᓇᑦᓱᑦ	Natiinat		1	8									4	13 ± 3
Geese (unspecified)	ᓂᑉᓖᑦ	Kanguk	12												12 ± 5
Canada goose	ᓂᑉᓖᑦ ᐅᓗᐊᒍᓖᑦ	Nikliknik	101	17	15									177	310 ± 55
White-fronted goose	ᓂᑉᓖᑦ	Nirlivik	2		8										10 ± 4
Ducks (unspecified)	ᒥᑏᑦ	Tinmiat	22												22 ± 21
Eider duck	ᒥᑏᑦ	Kingalik	11	3											14 ± 4
Loon (unspecified)	ᑑᓪᓖᑦ	Maligik			2										2 ± 1
Ptarmigan	ᐊᕿᒻᒋᑦ	Akilgik				17			4		7	12	22	76	138 ± 33
Goose eggs	ᑲᖑᐃᑦ ᒪᓐᓂᖏᑦ	Uluaguliit manniit	93	21											114 ± 40
Arctic char	ᐃᖃᓗᒃᐱᑦ	Ikaliviit	813	1,084	1,416	1,235	26	168				1		2	4,745 ± 964
Lake trout	ᐃᓱᑦᑕᐃᑦ	Ikalukpik	669	159		196	170	216		2	90	121	420	449	2,492 ± 309
Whitefish	ᑲᕕᓯᓖᑦ	Kapihiliit		41	12	33		308							394 ± 124
Cod	ᐆᒪᐃᑦ	Ugak			17										17 ± 8

‡ Polar bear data supplied by DSD.

‡ ᓇᓄᑉᓄᑦ ᑎᑎᕋᑦᑕᒪᔪᑦ ᑐᓂᔭᖏᑦ ᐅᑯᐊ ᐃᑯᐱᕐᕕᓕᕆᔨᑦ.

‡ Nanuin nahagaumajut pijauhimajut Ikupiktulikijinik.

6.2.2

TABLE/ᓇᓗᓇᐃᔭᐅᑦ/NAUNAIKUTA 348

Monthly hunter response — **Year 3 (June 1998 - May 1999)**

ᑕᕿᑕᒫᑦ ᐊᖑᓇᓱᒃᑏᑦ ᑭᐅᓂᖏᑦ — **ᐊᒻᕐᒧ 3 (ᔪᓂ 1998 - ᒪᐃ 1999)**

Tatkiktaman pijauhimajut angunahuktinun — **Ukiunga 3 (June 1998 - May 1999)**

Month/ᑕᕿᖓ/Tatkia			JUN ᔪᓂ	JUL ᔪᓚᐃ	AUG ᐊᐅᒻᒧᑦᑎ	SEP ᓱᑎᒻᐱᓇ	OCT ᐅᑦᑐᐱᓇ	NOV ᓄᓇᒻᐱᓇ	DEC ᑏᓯᒻᐱᓇ	JAN ᒎᓐᓄᐊᓇ	FEB ᓈᕝᕗᐊᓇ	MAR ᒪᕐᓯ	APR ᐃᕐᓇᓕ	MAY ᒪᐃ	Total ᑲᑎᑦᑐᒋᑦ Tamakiklugin
Hunter Response Categories	**ᐊᖑᓇᓱᒃᑏᑦ ᑭᐅᓂᖏᑦ ᐊᒻᒪᕐᓯᒪᓂᖏᑦ**	**Angunahukpaktun Kiujait**													
Monthly hunter list	ᑕᕿᑕᒫᑦ ᐊᖑᓇᓱᒃᑏᑦ	Tatkitaman angunahuktut titigait	324	323	324	321	321	325	323	325	323	323	321	320	338*
Interview list	ᐊᐱᕐᓱᕐᓵᐃᑦ	Apikiktan	202	201	199	195	193	196	194	196	194	194	192	191	209*
Hunters interviewed	ᐊᖑᓇᓱᒃᑏᑦ ᐊᐱᕐᓱᕐᑕᑦ	Angunahuktin apikhuktan	189	193	189	190	187	182	185	192	188	183	184	183	204*
Harvested	ᐊᖑᓇᓱᒃᑐᒥᓃᑦ	Angujaujut	33	17	20	26	20	19	8	10	22	23	22	27	68*
Response Rate (%)	ᑭᐅᔪᑦ ᖃᕐᓱᐅᓂᖏᑦ (%)	Kiujut (%)	94	96	95	97	97	93	95	98	97	94	96	96	96**

* Hunters registered/on interview list/interviewed/harvested at least once during the year.
** Mean monthly response rate.

* ᐊᖑᓇᓱᒃᑏᑦ ᐊᑎᓕᐅᕐᒪᔪᑦ/ᐊᐱᕐᓱᕐᓵᓃᑦᑐᑦ/ᐊᐱᕐᓱᑦᑕᑦ/ᐊᖑᓇᓱᒃᑐᒥᓃᑦ ᐊᑕᐅᓯᐊᕐᓗᖅ ᐊᑦᑐᑎᒃ ᐊᒻᕐᒧᒥ.
** ᐊᔾᔨᒌᓕᕐᑎᓯᒪᔪᑦ ᑕᕿᑕᒫᑦ ᑭᐅᔪᑦ.

* Angunahuktin atiliukhimajut/apikhiktaujukhat/apikhiktaunikut/anguhimajut talvani ukiumi.
** Talvani angunahuknami kiujutaumajut.

TABLE/ᓇᓗᓇᐃᔭᐅᑦ/NAUNAIKUTA 349

Recall period between harvest and interview, expressed as % of total harvest records — **Year 3 (June 1998 - May 1999)**

ᐅᑎᕐᕕᐅᔪᑦ ᐊᑯᕐᖓᓂ ᐊᖑᓇᓱᒃᓂᖓᑕ ᐊᒻᒪᓗ ᐊᐱᕐᓱᕐᑕᐅᓂᖓᑕ, ᓇᓗᓇᐃᕐᑕᑦ ᐃᒫᒃ % ᑲᑎᑦᑐᒋᑦ ᐊᖑᓇᓱᒃᑕᑦ ᑎᑎᕐᕐᑕᐅᒪᔪᑦ — **ᐊᒻᕐᒧ 3 (ᔪᓂ 1998 - ᒪᐃ 1999)**

Itkaumajaujut angunahuktunun apihijauvaktunutlu, kanuk amigaitiginit tamakiklugin angujauhimajut — **Ukiunga 3 (June 1998 - May 1999)**

Month/ᑕᕿᖓ/Tatkia			JUN ᔪᓂ	JUL ᔪᓚᐃ	AUG ᐊᐅᒻᒧᑦᑎ	SEP ᓱᑎᒻᐱᓇ	OCT ᐅᑦᑐᐱᓇ	NOV ᓄᓇᒻᐱᓇ	DEC ᑏᓯᒻᐱᓇ	JAN ᒎᓐᓄᐊᓇ	FEB ᓈᕝᕗᐊᓇ	MAR ᒪᕐᓯ	APR ᐃᕐᓇᓕ	MAY ᒪᐃ	Total ᑲᑎᑦᑐᒋᑦ Tamakiklugin
Recall Period	**ᐅᑎᕐᕕᐅᔪᑦ**	**Pigiakvia**													
≤ 3 months	≤ 3 ᑕᕿᑦ	≤ tatkin pingahut	100	100	100	57	83	100	100	100	100	100	95	98	93
4-6 months	4-6 ᑕᕿᑦ	tatkin hitaman 6nut	0	0	0	43	17	0	0	0	0	0	5	0	7
> 6 months	> 6 ᑕᕿᑦ	> 6 tatkin	0	0	0	0	0	0	0	0	0	0	0	2	0

TABLE/ᓇᓗᓇᐃᔭᐅᑦ/NAUNAIKUTA 350

Number of hunters harvesting each species — **Year 3 (June 1998 - May 1999)**

ᖃᑦᓯᐅᓂᖏᑦ ᐊᖑᓇᓱᒃᑏᑦ ᐊᖑᓇᓱᒃᐸᑦᑐᑦ ᐊᑐᓂᒃ ᐆᒪᔪᑦᓂᒃ — **ᐊᒻᕐᒧ 3 (ᔫᓂ 1998 - ᒪᐃ 1999)**

Amigaitiginigin angunahukpaktun anguvaktaitlu kanugitugiagin — **Ukiunga 3 (June 1998 - May 1999)**

Month/ᑕᕝᕙᖓ/Tatkia			JUN ᔫᓂ	JUL ᔪᓚᐃ	AUG ᐊᐅᒻᒍᑎ	SEP ᓱᑎᒻᐱᓇ	OCT ᐅᑦᑐᐱᓇ	NOV ᓄᓇᒻᐱᓇ	DEC ᑏᓯᒻᐱᓇ	JAN ᒎᓐᓄᐊᓇ	FEB ᓈᕝᕗᐊᓇ	MAR ᒪᕐᓯ	APR ᐃᑦᓇᓕ	MAY ᒪᐃ	Total ᑲᑎᑦᑐᑦ Tamakiklugin
Species	**ᐆᒪᔪᑦ**	**Umajuin**													
Caribou	ᑐᒃᑐᐃᑦ	Tuktut	4	4	9	16	18	16	6	9	17	18	9	20	53
Musk-ox	ᐅᒥᒃᒪᐃᑦ	Umingmait	1		1		2					1	3		5
Polar bear#	ᓇᓄᐃᑦ#	Nanuit#	n/d	n/d	n/d	n/d	n/d	n/d	n/d	n/d	n/d	n/d	n/d	n/d	n/d
Wolf	ᐊᒪᕈᐃᑦ	Amagut					1	1	1		4	4			6
Arctic fox	ᑎᓇᒐᓐᓂᐊᑦ	Tigiganiat						1	1		2	3			4
Wolverine	ᖃᑉᕕᑦ	Kalvik								1	1	2			3
Arctic hare	ᐅᑲᓖᑦ	Ukalik				6	1	1				3	5		14
Seals (unspecified)	ᓯᖅᑯᓖᑦ	Natiit	10		1	10	1					1			18
Ringed seal	ᓇᑦᓱᑦ	Natiinat		1	4									2	6
Geese (unspecified)	ᓂᑉᓖᑦ	Kanguk	3												3
Canada goose	ᓂᑉᓖᑦ ᐅᓗᐊᒍᓖᑦ	Nikliknik	9	3	2									15	24
White-fronted goose	ᓂᑉᓖᑦ	Nirlivik	1		1										2
Ducks (unspecified)	ᒥᑏᑦ	Tinmiat	3												3
Eider duck	ᒥᑏᑦ	Kingalik	4	1											5
Loon (unspecified)	ᑑᓐᓖᑦ	Maligik			1										1
Ptarmigan	ᐊᕿᒡᒋᑦ	Akilgik				1			1		1	1	1	3	4
Goose eggs	ᑲᖑᐃᑦ ᒪᓐᓂᖏᑦ	Uluaguliit manniit	4	1											5
Arctic char	ᐃᖃᓗᒃᐱᑦ	Ikaliviit	27	14	14	14	3	4				1		2	40
Lake trout	ᐃᓱᕋᐃᑦ	Ikalukpik	16	3		18	8	4		1	7	9	15	12	46
Whitefish	ᑲᕕᓯᓖᑦ	Kapihiliit		1	2	3		3							8
Cod	ᐆᒐᐃᑦ	Ugak			1										1

‡‡ No data are available corresponding to the harvest numbers shown in the harvest estimates table which were provided by DSD.

‡‡ ᑎᑎᕋᓯᒪᔪᓂᒃ ᐱᑕᖃᖏᑦᑐᖅ ᐱᔾᔪᑎᓐᓂᒃ ᐊᖑᔭᑦ ᖃᑦᓯᐅᓂᖏᓐᓄᑦ ᐊᓚᒃᑲᐅᒪᔪᓄᑦ ᐊᖑᔭᓄᑦ ᓇᓚᐅᑦᓴᕈᑎᓂ ᑐᓂᔭᖏᓐᓂ ᐃᑯᐊᕐᕕᓕᕆᔨᑦ.

‡‡ Nahagauhimaitut titigakhimajunik pitman kanuk angujaukatakhimajunik kanukitunit pijaumajut ikupiktulikijinik.

TABLE/ᓇᓗᓇᐃᔭᐅᑦ/NAUNAIKUTA 351

Monthly harvest estimates
ᑕᕝᑕᒫᑦ ᐊᖑᔭᓄᑦ ᓇᓚᐅᑦᓴᕈᑏᑦ
Tatkiktaman nahaktauvaktun

Year 4 (June 1999 - May 2000)
ᐊᒻᕐᒍ 4 (ᔫᓂ 1999 - ᒪᐃ 2000)
Ukiunga 4 (June 1999 - May 2000)

6.2.2

Month/ᑕᕝᕙᖓ/Tatkia			JUN ᔫᓂ	JUL ᔪᓚᐃ	AUG ᐊᐅᒻᒍᑎ	SEP ᓱᑎᒻᐱᓇ	OCT ᐅᑦᑐᐱᓇ	NOV ᓄᓇᒻᐱᓇ	DEC ᑏᓯᒻᐱᓇ	JAN ᒎᖕᓄᐊᓇ	FEB ᓈᕝᕗᐊᓇ	MAR ᒪᕐᓯ	APR ᐃᑦᓇᓕ	MAY ᒪᐃ	Total ᑲᑎᑦᑐᒋᑦ Tamakiklugin ± 95% CI
Species	**ᐆᒪᔪᑦ**	**Umajuin**													
Caribou	ᑐᒃᑐᐃᑦ	Tuktut	5	2	18	48	227	76	44	51	46	34	51	113	715 ± 65
Musk-ox	ᐅᒥᒃᒪᐃᑦ	Umingmait			1	9	1	7							18 ± 10
Polar bear‡	ᓇᓄᐃᑦ‡	Nanuit‡							1						
Wolf	ᐊᒪᕈᐃᑦ	Amagut								2		1		1	4 ± 1
Arctic fox	ᑎᓇᒐᓐᓂᐊᑦ	Tigiganiat						94	17	23	37	65	29		265 ± 59
Wolverine	ᖃᑉᓈᑦ	Kalvik										1	2		3 ± 1
Arctic hare	ᐅᑲᓖᑦ	Ukalik				2		6							8 ± 2
Seals (unspecified)	ᓯᖕᑯᓖᑦ	Natiit											2		2 ± 2
Ringed seal	ᓇᑦᓱᑦ	Natiinat	10	45	29	2								4	90 ± 16
Geese (unspecified)	ᓂᑦᓖᑦ	Kanguk												36	36 ± 23
Canada goose	ᓂᑦᓖᑦ ᐅᓗᐊᒍᓖᑦ	Nikliknik	259	17	104	4									384 ± 93
Eider duck	ᒥᑏᑦ	Kingalik	190		4	1									195 ± 58
Ptarmigan	ᐊᕙᒻᑏᑦ	Akilgik												99	99 ± 63
Goose eggs	ᑲᖑᐃᑦ ᒪᓐᓂᖏᑦ	Uluaguliit manniit	131												131 ± 55
Arctic char	ᐃᖃᓗᒃᐱᑦ	Ikaliviit	977	4,087	3,063	965	129	21							9,242 ± 1,422
Lake trout	ᐃᓱᕋᐃᑦ	Ikalukpik	440	86	317	51	32	6	9	11	93	265	167	99	1,576 ± 414
Whitefish	ᑲᕕᓯᓖᑦ	Kapihiliit			28		139		39						206 ± 73
Cod	ᐆᒪᐃᑦ	Ugak		22											22 ± 14

‡ Polar bear data supplied by DSD.

‡ ᓇᓄᑦᓄᑦ ᑎᑎᕋᑕᐅᒪᔪᑦ ᑐᓂᔭᖏᑦ ᐅᑯᐊ ᐃᑯᐱᑦᕕᓕᓇᓖᑦ.

‡ Nanuin nahagaumajut pijauhimajut Ikupiktulikijinik.

TABLE/ᓇᓗᓇᐃᔭᐅᑦ/NAUNAIKUTA 352

Monthly hunter response — **Year 4 (June 1999 - May 2000)**

ᑕᕿᑖᒪᑦ ᐊᖑᓇᓱᒃᑏᑦ ᑭᐅᓂᖏᑦ — **ᐊᒻᕋᒍ 4 (ᔫᓂ 1999 - ᒪᐃ 2000)**

Tatkiktaman pijauhimajut angunahuktinun — **Ukiunga 4 (June 1999 - May 2000)**

Month/ᑕᕿᖓ/Tatkia			JUN ᔫᓂ	JUL ᔪᓚᐃ	AUG ᐊᐅᒻᒍᑎ	SEP ᓱᑎᒻᐱᓇ	OCT ᐅᑦᑐᐱᓇ	NOV ᓄᓇᒻᐱᓇ	DEC ᑏᓯᒻᐱᓇ	JAN ᒎᓐᓄᐊᓇ	FEB ᓈᕝᕗᐊᓇ	MAR ᒫᕐᓯ	APR ᐃᕐᓇᓕ	MAY ᒪᐃ	Total ᑲᑎᑦᑐᑦ Tamakiklugin
Hunter Response Categories	**ᐊᖑᓇᓱᒃᑏᑦ ᑭᐅᓂᖏᑦ ᐊᒻᒍᕐᓯᒪᓂᖏᑦ**	**Angunahukpaktun Kiujait**													
Monthly hunter list	ᑕᕿᑖᒪᑦ ᐊᖑᓇᓱᒃᑏᑦ	Tatkitaman angunahuktut titigait	318	322	322	326	325	323	319	321	323	321	321	321	347*
Interview list	ᐊᐱᕐᓱᕐᓵᐃᑦ	Apikiktan	192	195	194	193	194	194	193	194	196	195	195	195	209*
Hunters interviewed	ᐊᖑᓇᓱᒃᑏᑦ ᐊᐱᕐᓱᑦ	Angunahuktin apikhuktan	168	184	188	182	183	188	190	189	185	182	180	173	198*
Harvested	ᐊᖑᓇᓱᒃᑐᒥᓃᑦ	Angujaujut	17	28	43	25	29	15	9	12	14	13	17	26	67*
Response Rate (%)	ᑭᐅᔪᑦ ᖃᑦᓯᐅᓂᖏᑦ (%)	Kiujut (%)	88	94	97	94	94	97	98	97	94	93	92	89	94**

* Hunters registered/on interview list/interviewed/harvested at least once during the year.
** Mean monthly response rate.

* ᐊᖑᓇᓱᒃᑏᑦ ᐊᑎᓕᐅᔪᒪᔪᑦ/ᐊᐱᕐᓱᕐᓵᓃᑦᑐᑦ/ᐊᐱᕐᓱᑦᑕᑦ/ᐊᖑᓇᓱᒃᑐᒥᓃᑦ ᐊᑕᐅᓯᐊᕐᓗᖅ ᐊᑐᑎᒃ ᐊᒻᕋᒥ.
** ᐊᒃᐅᑏᓕᕐᑎᓯᒪᔪᑦ ᑕᕿᑖᒪᑦ ᑭᐅᔪᑦ.

* Angunahuktin atiliukhimajut/apikhiktaujukhat/apikhiktaunikut/anguhimajut talvani ukiumi.
** Talvani angunahuknami kiujutaumajut.

TABLE/ᓇᓗᓇᐃᔭᐅᑦ/NAUNAIKUTA 353

Recall period between harvest and interview, expressed as % of total harvest records — **Year 4 (June 1999 - May 2000)**

ᐅᑎᕐᕕᐅᔪᑦ ᐊᑯᕐᖓᓂ ᐊᖑᓇᓱᒃᓂᖓᑕ ᐊᒻᒪᓗ ᐊᐱᕐᓱᕐᑕᐅᓂᖓᑕ, ᓇᓗᓇᐃᕐᑕᑦ ᐃᒫᒃ % ᑲᑎᑦᑐᑦ ᐊᖑᓇᓱᒃᑕᑦ ᑎᑎᕐᕐᑕᐅᒪᔪᑦ — **ᐊᒻᕋᒍ 4 (ᔫᓂ 1999 - ᒪᐃ 2000)**

Itkaumajaujut angunahuktunun apihijauvaktunutlu, kanuk amigaitiginit tamakiklugin angujauhimajut — **Ukiunga 4 (June 1999 - May 2000)**

Month/ᑕᕿᖓ/Tatkia			JUN ᔫᓂ	JUL ᔪᓚᐃ	AUG ᐊᐅᒻᒍᑎ	SEP ᓱᑎᒻᐱᓇ	OCT ᐅᑦᑐᐱᓇ	NOV ᓄᓇᒻᐱᓇ	DEC ᑏᓯᒻᐱᓇ	JAN ᒎᓐᓄᐊᓇ	FEB ᓈᕝᕗᐊᓇ	MAR ᒫᕐᓯ	APR ᐃᕐᓇᓕ	MAY ᒪᐃ	Total ᑲᑎᑦᑐᑦ Tamakiklugin
Recall Period	**ᐅᑎᕐᕕᐅᔪᑦ**	**Pigiakvia**													
≤ 3 months	≤ 3 ᑕᕿᑦ	≤ tatkin pingahut	0	93	96	100	100	100	100	100	100	100	100	100	88
4-6 months	4-6 ᑕᕿᑦ	tatkin hitaman 6nut	82	7	4	0	0	0	0	0	0	0	0	0	10
> 6 months	> 6 ᑕᕿᑦ	> 6 tatkin	18	0	0	0	0	0	0	0	0	0	0	0	2

TABLE/ᓇᓗᓇᐃᔭᐅᑦ/NAUNAIKUTA 354

Number of hunters harvesting each species — **Year 4 (June 1999 - May 2000)**

ᖃᑦᓯᐅᓂᖏᑦ ᐊᖑᓇᓱᒃᑏᑦ ᐊᖑᓇᓱᒃᐸᑦᑐᑦ ᐊᑐᓂᒃ ᐆᒪᔪᑦᓂᒃ — **ᐊᒡᕐᒍ 4 (ᔫᓂ 1999 - ᒪᐃ 2000)**

Amigaitiginigin angunahukpaktun anguvaktaitlu kanugitugiagin — **Ukiunga 4 (June 1999 - May 2000)**

6.2.2

Month/ᑕᑭᖓ/Tatkia			JUN ᔫᓂ	JUL ᔪᓚᐃ	AUG ᐊᐅᒡᒍᑎ	SEP ᓱᑎᒡᐱᕆ	OCT ᐅᑦᑐᐱᕆ	NOV ᓄᕕᒡᐱᕆ	DEC ᑏᓯᒡᐱᕆ	JAN ᒎᓐᓄᐊᕆ	FEB ᕖᕝᕗᐊᕆ	MAR ᒪᑦᓯ	APR ᐃᑦᕆᓕ	MAY ᒪᐃ	Total ᑲᑎᑦᑐᑦ Tamakiklugin
Species	**ᐆᒪᔪᑦ**	**Umajuin**													
Caribou	ᑐᒃᑐᐃᑦ	Tuktut	1	1	5	18	29	14	7	8	8	6	11	22	50
Musk-ox	ᐅᒥᒃᒪᐃᑦ	Umingmait			1	4	1	2							6
Polar bear#	ᓇᓄᐃᑦ#	Nanuit#	n/d	n/d	n/d	n/d	n/d	n/d	n/d	n/d	n/d	n/d	n/d	n/d	n/d
Wolf	ᐊᒪᕈᐃᑦ	Amagut								1		1		1	3
Arctic fox	ᑎᓇᒐᓐᓂᐊᑦ	Tigiganiat						1	1	1	1	1	1		1
Wolverine	ᖃᑉᕕᑦ	Kalvik										1	2		2
Arctic hare	ᐅᑲᓖᑦ	Ukalik				1		2							3
Seals (unspecified)	ᓯᖅᑯᓖᑦ	Natiit											1		1
Ringed seal	ᓇᑦᓱᑦ	Natiinat	4	14	11	2								1	25
Geese (unspecified)	ᓂᑉᓖᑦ	Kanguk												3	3
Canada goose	ᓂᑉᓖᑦ ᐅᓗᐊᒍᓖᑦ	Nikliknik	11	3	8	1									20
Eider duck	ᒥᑏᑦ	Kingalik	11		1	1									13
Ptarmigan	ᐊᕿᒡᑏᑦ	Akilgik												5	5
Goose eggs	ᑲᖑᐃᑦ ᒪᓐᓂᖏᑦ	Uluaguliit manniit	10												10
Arctic char	ᐃᖃᓗᒃᐱᑦ	Ikaliviit	17	26	36	10	5	1							50
Lake trout	ᐃᓱᕋᐃᑦ	Ikalukpik	6	2	5	3	4	1	1	3	5	6	9	6	27
Whitefish	ᑲᕕᓯᓖᑦ	Kapihiliit			3		1		1						4
Cod	ᐆᒐᐃᑦ	Ugak		1											1

‡‡ No data are available corresponding to the harvest numbers shown in the harvest estimates table which were provided by DSD.

‡‡ ᑎᑎᕋᑦᓯᒪᔪᓂᒃ ᐱᑕᖃᖅᑭᑦᑐᖅ ᐱᒃᔪᑎᓕᖅᓂᒃ ᐊᖑᔭᑦ ᖃᑦᓯᐅᓂᖏᖅᓄᑦ ᐊᓚᒃᑲᐅᒪᔪᓄᑦ ᐊᖑᔭᓄᑦ ᓇᓚᐅᖑᕈᑎᓂ ᑐᓂᔭᖏᖅᓂ ᐃᑯᐱᕋᓕᓇᓘᑦ.

‡‡ Nahagauhimaitut titigakhimajunik pitman kanuk angujaukatakhimajunik kanukitunit pijaumajut ikupiktulikijinik.

TABLE/ᓇᓗᓇᐃᔭᐅᑦ/NAUNAIKUTA 355

Monthly harvest estimates
ᑕᕝᕕᒫᑦ ᐊᖑᔭᓄᑦ ᓇᓚᐅᑦᓵᕆᑏᑦ
Tatkiktaman nahaktauvaktun

Year 5 (June 2000 - May 2001)
ᐊᒻᕐᒍ 5 (ᔫᓂ 2000 - ᒪᐃ 2001)
Ukiunga 5 (June 2000 - May 2001)

Month/ᑕᕝᕕᖓ/Tatkia			JUN ᔫᓂ	JUL ᔪᓚᐃ	AUG ᐊᐅᒻᒍᑎ	SEP ᓱᑎᒻᐱᓇ	OCT ᐅᑦᑐᐱᓇ	NOV ᓄᓇᒻᐱᓇ	DEC ᑏᓯᒻᐱᓇ	JAN ᒎᖕᓄᐊᓇ	FEB ᓈᕝᕗᐊᓇ	MAR ᒫᔪ	APR ᐃᑦᓇᓕ	MAY ᒪᐃ	Total ᑲᑎᑦᑐᒋᑦ Tamakiklugin ± 95% CI
Species	**ᐆᒪᔪᑦ**	**Umajuin**													
Caribou	ᑐᒃᑐᐃᑦ	Tuktut	40	9	34	60	278	42	26	25	16	17	74	51	672 ± 42
Musk-ox	ᐅᒥᖕᒪᐃᑦ	Umingmait			2	2	1	3	1	2					11 ± 1
Polar bear‡	ᓇᓄᐃᑦ‡	Nanuit‡							2						
Tundra grizzly	ᐊᒃᓚᐃᑦ	Akhait	1		1										2 ± 0
Wolf	ᐊᒪᕈᐃᑦ	Amagut						1	14			9	36	7	67 ± 32
Arctic fox	ᑎᓇᒪᓐᓂᐊᑦ	Tigiganiat						43	120	144	83	114	16		520 ± 58
Wolverine	ᖃᕐᕕᑦ	Kalvik						1	1			1	3		6 ± 3
Arctic hare	ᐅᑲᓖᑦ	Ukalik	2		4	13	9			9	14				51 ± 16
Arctic ground squirrel	ᓱᒃᓱᑦ	Hikhik											21		21 ± 11
Seals (unspecified)	ᓱᖅᑯᓖᑦ	Natiit	1	13	14								2		30 ± 7
Ringed seal	ᓇᑦᓱᑦ	Natiinat	18	74	53	32	6	1					1	62	247 ± 56
Geese (unspecified)	ᓂᑦᓖᑦ	Kanguk	365	96	70										531 ± 87
Canada goose	ᓂᑦᓖᑦ ᐅᓗᐊᒍᓐᓖᑦ	Nikliknik		67	40								2	342	451 ± 130
Pintail	ᕐᓗᒻᒧᐊᔫᖅ	Arnaviaq	1												1 ± 0
Eider duck	ᒥᑏᑦ	Kingalik	173	87	50										310 ± 66
Loon (unspecified)	ᑑᓐᓖᑦ	Maligik		8											8 ± 5
Arctic loon	ᑲᒻᓗᓂᒃ	Maliriq			1										1 ± 0
Yellow-billed loon	ᑑᓐᓂᒻᔪᐊᑦ	Tuulik			1	2									3 ± 0
Ptarmigan	ᐊᕿᒻᒋᑦ	Akilgik				12		7						29	48 ± 27
Goose eggs	ᑲᖑᐃᑦ ᒪᓐᓂᖏᑦ	Uluaguliit manniit	10												10 ± 3
Arctic char	ᐃᖃᓗᒃᐲᑦ	Ikaliviit	915	2,956	5,309	2,009	522	11	129				54	530	12,435 ± 1,250
Lake trout	ᐃᓱᕋᐃᑦ	Ikalukpik	393	39	118	18	118	6	3	114	241	121	245	134	1,550 ± 376
Whitefish	ᑲᕕᓯᓖᑦ	Kapihiliit					10	15	123						148 ± 42
Cod	ᐆᒪᐃᑦ	Ugak		72	8						70				150 ± 61

‡ Polar bear data supplied by DSD.

‡ ᓇᓄᑦᓄᑦ ᑎᑎᕋᑦᑕᒪᔪᑦ ᑐᓂᒃᖏᑦ ᐅᑯᐊ ᐃᑯᐱᕐᕕᓕᕆᔨᑦ.

‡ Nanuin nahagaumajut pijauhimajut Ikupiktulikijinik.

6.2.2

TABLE/ᓇᓗᓇᐃᔭᐅᑦ/NAUNAIKUTA 356

Monthly hunter response — **Year 5 (June 2000 - May 2001)**

ᑕᕿᑖᒪᑦ ᐊᖑᓇᓱᒃᑏᑦ ᑭᐅᓂᖏᑦ — **ᐊᒻᕋᒍ 5 (ᔫᓂ 2000 - ᒪᐃ 2001)**

Tatkiktaman pijauhimajut angunahuktinun — **Ukiunga 5 (June 2000 - May 2001)**

Month/ᑕᕿᖓ/Tatkia			JUN ᔫᓂ	JUL ᔪᓚᐃ	AUG ᐊᐅᒻᒍᑎ	SEP ᓱᑎᒻᐱᓇ	OCT ᐅᑦᑐᐱᓇ	NOV ᓄᐃᒻᐱᓇ	DEC ᑏᓯᒻᐱᓇ	JAN ᒎᓐᓄᐊᓇ	FEB ᕕᖕᐅᐊᓇ	MAR ᒪᕐᓯ	APR ᐃᕐᓇᓕ	MAY ᒪᐃ	Total ᑲᑎᑦᑐᒋᑦ Tamakiklugin
Hunter Response Categories	ᐊᖑᓇᓱᒃᑏᑦ ᑭᐅᓂᖏᑦ ᐊᒻᒍᕐᓯᒪᓂᖏᑦ	**Angunahukpaktun Kiujait**													
Monthly hunter list	ᑕᕿᑖᒪᑦ ᐊᖑᓇᓱᒃᑏᑦ	Tatkitaman angunahuktut titigait	317	317	315	317	319	319	318	316	317	319	319	319	332*
Interview list	ᐊᐱᕐᓱᕋᕐᓴᐃᑦ	Apikiktan	191	191	189	191	194	194	193	191	192	194	194	194	206*
Hunters interviewed	ᐊᖑᓇᓱᒃᑏᑦ ᐊᐱᕐᓱᑦᑕᑦ	Angunahuktin apikhuktan	185	171	187	188	188	181	183	185	186	184	184	178	200*
Harvested	ᐊᖑᓇᓱᒃᑐᒥᓃᑦ	Angujaujut	31	32	43	31	31	10	10	10	9	13	32	27	64*
Response Rate (%)	ᑭᐅᔪᑦ ᖃᑦᓯᐅᓂᖏᑦ (%)	Kiujut (%)	97	90	99	98	97	93	95	97	97	95	95	92	95**

* Hunters registered/on interview list/interviewed/harvested at least once during the year.
** Mean monthly response rate.

* ᐊᖑᓇᓱᒃᑏᑦ ᐊᑎᓕᐅᕐᓯᒪᔪᑦ/ᐊᐱᕐᓱᕋᕐᓴᓂᑦᑐᑦ/ᐊᐱᕐᓱᑦᑕᑦ/ᐊᖑᓇᓱᒃᑐᒥᓃᑦ ᐊᑕᐅᓯᐊᕐᓗᖅ ᐊᑦᑐᑎᒃ ᐊᒻᕋᒍᒥ.
** ᐊᒃᐅᑦᑎᓕᕐᑎᓯᒪᔪᑦ ᑕᕿᑖᒪᑦ ᑭᐅᔪᑦ.

* Angunahuktin atiliukhimajut/apikhiktaujukhat/apikhiktaunikut/anguhimajut talvani ukiumi.
** Talvani angunahuknami kiujutaumajut.

TABLE/ᓇᓗᓇᐃᔭᐅᑦ/NAUNAIKUTA 357

Recall period between harvest and interview, expressed as % of total harvest records — **Year 5 (June 2000 - May 2001)**

ᐅᑎᕐᕕᐅᔪᑦ ᐊᑯᕐᖓᓂ ᐊᖑᓇᓱᒃᓂᖓᑕ ᐊᒻᒪᓗ ᐊᐱᕐᓱᕐᑕᐅᓂᖓᑕ, ᓇᓗᓇᐃᕐᑕᑦ ᐃᒫᒃ % ᑲᑎᑦᑐᒋᑦ ᐊᖑᓇᓱᒃᑕᑦ ᑎᑎᕐᕕᑕᐅᒪᔪᑦ — **ᐊᒻᕋᒍ 5 (ᔫᓂ 2000 - ᒪᐃ 2001)**

Itkaumajaujut angunahuktunun apihijauvaktunutlu, kanuk amigaitiginit tamakiklugin angujauhimajut — **Ukiunga 5 (June 2000 - May 2001)**

Month/ᑕᕿᖓ/Tatkia			JUN ᔫᓂ	JUL ᔪᓚᐃ	AUG ᐊᐅᒻᒍᑎ	SEP ᓱᑎᒻᐱᓇ	OCT ᐅᑦᑐᐱᓇ	NOV ᓄᐃᒻᐱᓇ	DEC ᑏᓯᒻᐱᓇ	JAN ᒎᓐᓄᐊᓇ	FEB ᕕᖕᐅᐊᓇ	MAR ᒪᕐᓯ	APR ᐃᕐᓇᓕ	MAY ᒪᐃ	Total ᑲᑎᑦᑐᒋᑦ Tamakiklugin
Recall Period	ᐅᑎᕐᕕᐅᔪᑦ	**Pigiakvia**													
≤ 3 months	≤ 3 ᑕᕿᑦ	≤ tatkin pingahut	93	100	87	100	100	94	100	100	100	100	87	99	96
4-6 months	4-6 ᑕᕿᑦ	tatkin hitaman 6nut	7	0	13	0	0	6	0	0	0	0	13	1	4
> 6 months	> 6 ᑕᕿᑦ	> 6 tatkin	0	0	0	0	0	0	0	0	0	0	0	0	0

TABLE/ᓇᓗᓇᐃᔭᐅᑦ/NAUNAIKUTA 358

Number of hunters harvesting each species — **Year 5 (June 2000 - May 2001)**

ᖃᑦᓯᐅᓂᖏᑦ ᐊᖑᓇᓱᒃᑏᑦ ᐊᖑᓇᓱᒃᐸᑦᑐᑦ ᐊᑐᓂᒃ ᐆᒪᔪᖅᓂᒃ — **ᐊᒻᕐᒍ 5 (ᔫᓂ 2000 - ᒪᐃ 2001)**

Amigaitiginigin angunahukpaktun anguvaktaitlu kanugitugiagin — **Ukiunga 5 (June 2000 - May 2001)**

Month/ᑕᕝᕙᖓ/Tatkia			JUN ᔫᓂ	JUL ᔪᓚᐃ	AUG ᐊᐅᒻᒍᑎ	SEP ᓱᑎᒻᐱᓇ	OCT ᐅᑦᑐᐱᓇ	NOV ᓄᓇᒻᐱᓇ	DEC ᑏᓯᒻᐱᓇ	JAN ᒎᖕᓄᐊᓇ	FEB ᓈᕝᕗᐊᓇ	MAR ᒪᕐᓯ	APR ᐃᑦᓇᓕ	MAY ᒪᐃ	Total ᑲᑎᑦᑐᑦ Tamakiklugin
Species	**ᐆᒪᔪᑦ**	**Umajuin**													
Caribou	ᑐᒃᑐᐃᑦ	Tuktut	12	4	14	14	28	8	5	7	4	6	22	13	54
Musk-ox	ᐅᒥᒃᒪᐃᑦ	Umingmait			2	1	1	2	1	1					5
Polar bear#	ᓇᓄᐃᑦ#	Nanuit#	n/d	n/d	n/d	n/d	n/d	n/d	n/d	n/d	n/d	n/d	n/d	n/d	n/d
Tundra grizzly	ᐊᒃᓚᐃᑦ	Akhait	1		1										1
Wolf	ᐊᒪᕈᐃᑦ	Amagut						1	3			2	5	1	9
Arctic fox	ᑎᓇᒪᓐᓂᐊᑦ	Tigiganiat						1	4	4	4	3	1		6
Wolverine	ᖃᑦᕕᑦ	Kalvik						1	1			1	2		5
Arctic hare	ᐅᑲᓖᑦ	Ukalik	1		1	4	2			1	2				8
Arctic ground squirrel	ᓱᒃᓯᒍᑦ	Hikhik											1		1
Seals (unspecified)	ᓱᖅᑯᓖᑦ	Natiit	1	3	3								1		7
Ringed seal	ᓇᑦᓯᒍᑦ	Natiinat	4	10	12	8	1	1					1	7	28
Geese (unspecified)	ᓂᑦᓖᑦ	Kanguk	16	3	4										20
Canada goose	ᓂᑦᓖᑦ ᐅᓗᐊᒍᓐᓖᑦ	Nikliknik		1	2								1	16	20
Pintail	ᕐᓂᒧᐊᔪᖅ	Arnaviaq	1												1
Eider duck	ᒥᑏᑦ	Kingalik	7	3	2										11
Loon (unspecified)	ᑑᓐᓖᑦ	Maligik		2											2
Arctic loon	ᑲᒻᓗᓂᒃ	Maliriq			1										1
Yellow-billed loon	ᑑᓐᓂᒻᔪᐊᑦ	Tuulik			1	1									1
Ptarmigan	ᐊᕿᒻᒋᑦ	Akilgik				1		1						2	4
Goose eggs	ᑲᖑᐃᑦ ᒪᓐᓂᖏᑦ	Uluaguliit manniit	2												2
Arctic char	ᐃᖃᓗᒃᐲᑦ	Ikaliviit	22	29	37	20	10	1	2				2	8	55
Lake trout	ᐃᓱᕋᐃᑦ	Ikalukpik	9	3	6	1	6	1	1	1	2	3	11	7	29
Whitefish	ᑲᕕᓯᓖᑦ	Kapihiliit					1	1	1						3
Cod	ᐆᒪᐃᑦ	Ugak		1	1						2				3

No data are available corresponding to the harvest numbers shown in the harvest estimates table which were provided by DSD.

ᑎᑎᕋᓯᒪᔪᓂᒃ ᐱᑕᖃᖅᑕᑐᖅ ᐱᔾᔪᑎᓕᓐᓂᒃ ᐊᖑᔭᑦ ᖃᑦᓯᐅᓂᖏᓐᓄᑦ ᐊᓚᒃᑲᐅᒪᔪᓄᑦ ᐊᖑᔭᓄᑦ ᓇᓚᐅᑦᓴᑦᑎᓂ ᑐᓂᒃᓯᖏᓐᓂ ᐃᑯᐱᕐᓂᓕᓇᓘᑦ.

Nahagauhimaitut titigakhimajunik pitman kanuk angujaukatakhimajunik kanukitunit pijaumajut ikupiktulikijinik.

TABLE/ᓇᓗᓇᐃᔭᐅᑦ/NAUNAIKUTA 359

Annual harvest estimates and five-year mean

ᐊᒡᕋᒍᑕᒫᑦ ᐊᖑᔭᓄᑦ ᓇᓚᐅᑦᓴᕈᑏᑦ ᐊᒻᒪᓗ ᑕᓪᓕᒪᓄᑦ-ᐊᒡᕋᒍᓄᑦ ᐊᔾᔨᒌᓕᕐᑎᓯᒪᔪᑦ

Aragutamat angujauvaktun tatlman araguit iluani

All Years (June 1996 - May 2001)

ᑕᒪᐃᓐᓄᑦ ᐊᒡᕋᒍᓄᑦ (ᔪᓐᓂ 1996 - ᒪᐃ 2001)

Tamamik ukiuni (June 1996 - May 2001)

6.2.2

Study Year/ᖃᐅᔨᓴᕐᕕᒃ ᐊᒡᕋᒍ/Ihivgiukimayut Ukiumi			1	2	3	4	5	Mean ᐊᔾᔨᒌᓕᕐᑎᓯᒪᔪᑦ Amigaitkiyait
			96/97	97/98	98/99	99/00	00/01	
Species	ᐆᒪᔪᑦ	**Umajuin**						
Caribou[1]	ᑐᒃᑐᐃᑦ[1]	Tuktut[1]	1,653	359	654	715	672	811
Musk-ox[2]	ᐅᒥᒃᒪᐃᑦ[2]	Umingmait[2]	77	8	9	18	11	25
Polar bear[3]	ᓇᓄᐃᑦ[3]	Nanuit[3]	4	3	4	1	2	3
Tundra grizzly	ᐊᒃᓚᐃᑦ	Akhait	0	0	0	0	2	<1
Wolf[4]	ᐊᒪᕈᐃᑦ[4]	Amagut[4]	28	21	45	4	67	33
Arctic fox[5]	ᑎᓇᒐᓐᓂᐊᑦ[5]	Tigiganiat[5]	144	99	101	265	520	226
Coloured fox	ᖃᑯᓐᖏᑦᑐᑦ ᑎᓇᒐᓐᓂᐊᑦ	Kalaliit tigiganiat	2	0	0	0	0	<1
Wolverine[6]	ᖃᕝᕕᑦ[6]	Kalvik[6]	6	4	4	3	6	5
Arctic hare	ᐅᑲᓖᑦ	Ukalik	0	2	36	8	51	19
Arctic ground squirrel	ᓱᒃᓱᑦ	Hikhik	6	0	0	0	21	5
Seals (unspecified)[7]	ᓯᖑᓖᑦ[7]	Natiit[7]	0	13	48	2	30	19
Ringed seal[7]	ᓇᕐᓱᑦ[7]	Natiinat[7]	39	0	13	90	247	78
Geese (unspecified)[8]	ᓄᕐᓖᑦ[8]	Kanguk[8]	238	411	12	36	531	246
Snow goose[8]	ᑲᖑᐃᑦ[8]	Kanguq[8]	116	60	0	0	0	35
Canada goose[8]	ᓄᕐᓖᑦ ᐅᓗᐊᒍᓖᑦ[8]	Nikliknik[8]	94	16	310	384	451	251
White-fronted goose[8]	ᓄᕐᓖᑦ[8]	Nirlivik[8]	0	0	10	0	0	2
Ducks (unspecified)	ᒥᑏᑦ	Tinmiat	0	82	22	0	0	21
Pintail	ᕐᓂᒻᒪᐊᔪᑦ	Arnaviaq	0	0	0	0	1	<1
Eider duck[9]	ᒥᑏᑦ[9]	Kingalik[9]	163	77	14	195	310	152
Loon (unspecified)	ᑑᓪᓖᑦ	Maligik	0	0	2	0	8	2
Arctic loon	ᑲᒡᓗᓖᑦ	Maliriq	0	0	0	0	1	<1
Yellow-billed loon	ᑑᓪᓕᕐᔪᐊᑦ	Tuulik	0	0	0	0	3	1
Ptarmigan[10]	ᐊᕿᒡᓱᑦ[10]	Akilgik[10]	58	14	138	99	48	71
Goose eggs[11]	ᑲᖑᐃᑦ ᒪᓐᓂᖏᑦ[11]	Uluaguliit manniit[11]	23	181	114	131	10	92
Duck eggs[11]	ᒥᑏᑦ ᒪᓐᓂᖏᑦ[11]	Tinmiat manniit[11]	0	12	0	0	0	2
Arctic char[12]	ᐃᖃᓗᒃᐲᑦ[12]	Ikaliviit[12]	4,444	1,437	4,745	9,242	12,435	6,461
Freshwater fish (unspecified)	ᑕᓇᐅᖑᖏᑦᑐᒥ ᐃᖃᓗᐃᑦ	Tahinik Ikaluit	19	0	0	0	0	4
Lake trout	ᐃᓱᕋᐃᑦ	Ikalukpik	1,643	1,116	2,492	1,576	1,550	1,675
Arctic grayling	ᓯᓗᒃᐸᐅᒐᐃᑦ	Hulupaugaq	3	0	0	0	0	1
Whitefish[13]	ᑲᕕᓯᓖᑦ[13]	Kapihiliit[13]	265	153	394	206	148	233
Ocean fish (unspecified)[14]	ᐃᒪᕕᒃᒥ ᐃᖃᓗᐃᑦ[14]	Tagiumi ikaluit[14]	53	0	0	0	0	11
Cod[15]	ᐆᒪᐃᑦ[15]	Ugak[15]	0	91	17	22	150	56

[1-15]: See page 481 for community feedback and other sources of data.

[1-15]: ᑕᑯᒍᒃ ᒪᕐᐱᕐᒐᖅ 483 ᓄᓇᓖᑦ ᑭᐅᔪᑎᖏᑦ ᐊᒻᒪᓗ ᐊᓯᖏᑦ ᐱᒃᕕᐅᔪᑦ ᓈᒻᒪᐅᑎᓂᒃ.

[1-15]: Takulugu makpigaak 485 nunanit kiutjutinganik ovalo aalanik naunaiyautainik.

TABLE/ᓇᓗᓇᐃᔭᐅᑦ/NAUNAIKUTA 360

Annual hunter response — **All Years (June 1996 - May 2001)**

ᐊᒻᕐᒍᑕᒫᑦ ᐊᖑᓇᓱᒃᑏᑦ ᑭᐅᓂᖏᑦ — **ᑕᒪᐃᓐᓄᑦ ᐊᒻᕐᒍᓄᑦ (ᔫᓂ 1996 - ᒪᐃ 2001)**

Angujauvaktu — **Tamamik ukiuni (June 1996 - May 2001)**

Study Year/ᖃᐅᔨᓴᕐᕕᒃ ᐊᒻᕐᒍ/Ihivgiukimayut Ukiumi			1 96/97	2 97/98	3 98/99	4 99/00	5 00/01	Total ᑲᑎᑦᑐᑦ Tamakiklugin
Hunter Response Categories	**ᐊᖑᓇᓱᒃᑏᑦ ᑭᐅᓂᖏᑦ ᐊᒻᒍᓯᒪᓂᖏᑦ**	**Angunahukpaktun Kiujait**						
Monthly hunter list	ᑕᑭᑕᒫᑦ ᐊᖑᓇᓱᒃᑏᑦ	Tatkitaman angunahuktut titigait	332	347	338	347	332	391*
Interview list	ᐊᐱᕐᓱᕋᓴᑦ	Apikiktan	217	221	209	209	206	246*
Hunters interviewed	ᐊᖑᓇᓱᒃᑏᑦ ᐊᐱᕐᓱᕋᑦ	Angunahuktin apikhuktan	205	210	204	198	200	233*
Harvested	ᐊᖑᓇᓱᒃᑐᒥᓃᑦ	Angujaujut	51	60	68	67	64	117*
Response Rate (%)	ᑭᐅᔪᑦ ᖃᑦᓯᐅᓂᖏᑦ (%)	Kiujut (%)	61	92	96	94	95	88**

* Hunters registered/on interview list/interviewed/harvested at least once during the study.
** Mean annual response rate.

* ᐊᖑᓇᓱᒃᑏᑦ ᐊᑎᓕᐅᕐᒪᔪᑦ/ᐊᐱᕐᓱᕋᓴᓃᑦᑐᑦ/ᐊᐱᕐᓱᕋᑦ/ᐊᖑᓇᓱᒃᑐᒥᓃᑦ ᐊᑕᐅᓯᐊᕐᖅ ᓗᐊᑦᑐᑎᒃ ᖃᐅᔨᓴᕐᓂᕐᒥ.
** ᐊᔾᔨᒌᓕᑎᓯᒪᔪᑦ ᐊᒻᕐᒍᑕᒫᑦ ᑭᐅᔪᑦ.

* Angunahuktin atiliukhimajut/apikhiktaujukhat/apikhiktaunikut/anguhimajut taipfumuna tahapkuan kaujihatatiplugin.
** Atjikilirhimajut ukiumun kiutjutaujut.

TABLE/ᓇᓗᓇᐃᔭᐅᑦ/NAUNAIKUTA 361

Recall period between harvest and interview, expressed as % of total harvest records — **All Years (June 1996 - May 2001)**

ᐅᑎᕐᕕᐅᔪᑦ ᐊᑯᕐᖓᓂ ᐊᖑᓇᓱᒃᖓᑕ ᐊᒻᒪᓗ ᐊᐱᕐᓱᕋᐅᓂᖓᑕ, ᓇᓗᓇᐃᕐᑕᑦ ᐃᒫᒃ % ᑲᑎᑦᑐᑦ ᐊᖑᓇᓱᒃᑕᑦ ᑎᑎᕐᕋᐅᒪᔪᑦ — **ᑕᒪᐃᓐᓄᑦ ᐊᒻᕐᒍᓄᑦ (ᔫᓂ 1996 - ᒪᐃ 2001)**

Itkaumajaujut angunahuktunun apihijauvaktunutlu, kanuk amigaitiginit tamakiklugin angujauhimajut — **Tamamik ukiuni (June 1996 - May 2001)**

Study Year/ᖃᐅᔨᓴᕐᕕᒃ ᐊᒻᕐᒍ/Ihivgiukimayut Ukiumi			1 96/97	2 97/98	3 98/99	4 99/00	5 00/01	Total ᑲᑎᑦᑐᑦ Tamakiklugin
Recall Period	**ᐅᑎᕐᕕᐅᔪᑦ**	**Pigiakvia**						
≤ 3 months	≤ 3 ᑕᑭᑦ	≤ tatkin pingahut	28	92	93	88	96	86
4-6 months	4-6 ᑕᑭᑦ	tatkin hitaman 6nut	25	6	7	10	4	9
> 6 months	> 6 ᑕᑭᑦ	> 6 tatkin	47	2	0	2	0	6

TABLE/ᓇᓗᓇᐃᔭᐅᑦ/NAUNAIKUTA 362

Number of hunters harvesting each species — **All Years (June 1996 - May 2001)**

ᖃᑦᓯᐅᓂᖏᑦ ᐊᖑᓇᓱᒃᑏᑦ ᐊᖑᓇᓱᒃᐸᑦᑐᑦ ᐊᑐᓂᒃ ᐆᒪᔪᖅᓂᒃ — **ᑕᒪᐃᓐᓄᑦ ᐊᒃᕿᒍᓄᑦ (ᔫᓂ 1996 - ᒪᐃ 2001)**

Angunahuktin angutivaktun umajunik — **Tamamik ukiuni (June 1996 - May 2001)**

6.2.2

Study Year/ᖃᐅᔨᓴᖅᑕᒃ ᐊᒃᕿᒍ/Ihivgiukimayut Ukiumi			1	2	3	4	5	Total ᑲᑎᑦᑐᑦ Tamakiklugin
			96/97	97/98	98/99	99/00	00/01	
Species	**ᐆᒪᔪᑦ**	**Umajuin**						
Caribou	ᑐᒃᑐᐃᑦ	Tuktut	39	40	53	50	54	92
Musk-ox	ᐅᒥᒃᒪᐃᑦ	Umingmait	3	6	5	6	5	17
Polar bear#	ᓇᓄᐃᑦ#	Nanuit#	n/d	n/d	n/d	n/d	n/d	n/d
Tundra grizzly	ᐊᒃᓚᐃᑦ	Akhait					1	1
Wolf	ᐊᒪᕈᐃᑦ	Amagut	6	4	6	3	9	16
Arctic fox	ᑎᓇᒐᓐᓂᐊᑦ	Tigiganiat	3	4	4	1	6	12
Coloured fox	ᖃᑯᓐᖏᑦᑐᑦ ᑎᓇᒐᓐᓂᐊᑦ	Kalaliit tigiganiat	1					1
Wolverine	ᖃᕝᕕᑦ	Kalvik	2	3	3	2	5	11
Arctic hare	ᐅᑲᓖᑦ	Ukalik		1	14	3	8	20
Arctic ground squirrel	ᓱᒃᓱᑦ	Hikhik	1				1	2
Seals (unspecified)	ᓇᑦᓱᑦ	Natiit		4	18	1	7	27
Ringed seal	ᓇᑦᓱᑦ	Natiinat	4		6	25	28	43
Geese (unspecified)	ᓂᑦᓖᑦ	Kanguk	8	29	3	3	20	47
Snow goose	ᑲᖑᐃᑦ	Kanguq	1	1				1
Canada goose	ᓂᑦᓖᑦ ᐅᓗᐊᒍᓐᓖᑦ	Nikliknik	7	2	24	20	20	48
White-fronted goose	ᓂᑦᓖᑦ	Nirlivik			2			2
Ducks (unspecified)	ᒥᑏᑦ	Tinmiat		6	3			9
Pintail	ᕐᓂᒪᐊᔫᑦ	Arnaviaq					1	1
Eider duck	ᒥᑏᑦ	Kingalik	4	2	5	13	11	26
Loon (unspecified)	ᑑᓐᓖᑦ	Maligik			1		2	3
Arctic loon	ᑲᒡᓗᓖᑦ	Maliriq					1	1
Yellow-billed loon	ᑑᓐᓕᕐᔪᐊᑦ	Tuulik					1	1
Ptarmigan	ᐊᕿᒐᑦ	Akilgik	2	1	4	5	4	13
Goose eggs	ᑲᖑᐃᑦ ᒪᓐᓂᖏᑦ	Uluaguliit manniit	1	1	5	10	2	16
Duck eggs	ᒥᑏᑦ ᒪᓐᓂᖏᑦ	Tinmiat manniit		1				1
Arctic char	ᐃᖃᓗᒃᐲᑦ	Ikaliviit	23	33	40	50	55	86
Freshwater fish (unspecified)	ᑕᓇᐅᖑᓐᖏᑦᑐᒥ ᐃᖃᓗᐃᑦ	Tahinik Ikaluit	1					1
Lake trout	ᐃᓱᕐᕋᐃᑦ	Ikalukpik	14	34	46	27	29	67
Arctic grayling	ᓱᓗᒃᐸᐅᒐᐃᑦ	Hulupaugaq	1					1
Whitefish	ᑲᕕᓯᓖᑦ	Kapihiliit	2	4	8	4	3	14
Ocean fish (unspecified)	ᐃᒪᕕᒃᒥ ᐃᖃᓗᐃᑦ	Tagiumi ikaluit	1					1
Cod	ᐆᒐᐃᑦ	Ugak		1	1	1	3	4

‡‡ No data are available corresponding to the harvest numbers shown in the harvest estimates table which were provided by DSD.

‡‡ ᑎᑎᕋᓯᒪᔪᓂᒃ ᐱᑕᖃᓐᖏᑦᑐᖅ ᐱᔾᔪᑎᓕᓐᓂᒃ ᐊᖑᔭᑦ ᖃᑦᓯᐅᓂᖏᓐᓄᑦ ᐊᓚᒃᑲᐅᒪᔪᓄᑦ ᐊᖑᔭᓄᑦ ᓇᓚᐅᑦᓴᕈᑎᓂ ᑐᓂᔭᖏᓐᓂ ᐃᑯᐱᕐᕕᓕᕆᔨᑦ.

‡‡ Nahagauhimaitut titigakhimajunik pitman kanuk angujaukatakhimajunik kanukitunit pijaumajut ikupiktulikijinik.

6.2.2 Community Results Discussion: Cambridge Bay

The survey frame:

An assessment of under-enumeration during the community visit revealed that there were approximately 55 hunters who were not registered in the Harvest Study. Thirty-seven of these were Inuit – all occasional hunters. It is estimated that there were 18 non-Inuit hunters with assigned hunting rights who were not registered – 16 occasional and two active hunters. As discussed in Section 5.2.1 the effect of this under-enumeration would have led to a downward bias of the harvest estimates. However, the extent of the bias is likely small since although the missing hunters represent 12 percent of the total hunter population, they are mostly occasional hunters (Table 10). Harvests for the unregistered hunters can be estimated using mean harvest quantities for each species by strata. However, these estimates, having their own sources of error and bias, are beyond the scope of this Final Report. Readers may apply to NWMB to obtain the results of these calculations.

Due to the relatively small number of intensive hunters registered in Cambridge Bay, the intensive classification was joined with the active classification for the purpose of calculating harvest estimates.

Survey coverage and non-response bias:

Response rates in year 1 of the study were low with all months below 75%. However, response rates in years 2 to 5 were very good. As seen in Table 9 the consistent intentional non-response rate in Cambridge Bay was low, at 0.4%, and was not thought to be a potential source of non-response bias.

Response rates were felt to be high enough and non-response bias low enough during years 2 to 5 to ensure that n did in fact constitute a sufficiently representative sample of N hunters. Readers should exercise caution when using the data collected during year 1 of the study since the potential for both sampling error and for non-response bias increases as response rates fall.

Measurement issues and response error:

It was reported during the community consultations that egg harvests were under-reported. Further details are provided in the community feedback and other sources of data section below. Section 5.4 also contains a thorough discussion of this issue.

As seen in the recall period tables, recall periods were long during the first year of the study, particularly during the first six months when the majority of the harvest records were collected over six months after the harvest. However, recall periods improved in subsequent years when the vast majority of the harvest records were collected within three months of the harvest. The longer recall periods in year 1 may have introduced some measurement error due to a reduced ability of hunters to remember their harvests.

Throughout the study there were commercial harvests of musk-ox, arctic char and some caribou. Most of these harvests were never reported during the Harvest Study or were removed from the database before calculating harvest estimates (see Table 4). Harvest estimates should be viewed as an indication of the subsistence harvest only.

Community feedback and other sources of data:

1. **Caribou:** Caribou harvesting consisted of both barren-ground caribou and island caribou. Also, some hunters did not specify the type of caribou harvested. For the purpose of calculating harvest estimates they were combined into one category.
2. **Musk-ox:** As well as a subsistence harvest, there is also commercial harvesting of musk-ox and musk-ox sport hunts in Cambridge Bay. The Harvest Study set out to collect subsistence harvest data only. The harvest estimate in year 1 however, may contain some commercial or sport hunt data (C.F.). DSD reports the following subsistence harvest numbers for musk-ox (DSD MXb):

Year 1	Year 2	Year 3	Year 4	Year 5
n/d	20	15	17	14

   These numbers are thought to be accurate and indicate that study harvest estimates are a little low in some years but are in the right range.
3. **Polar bear:** Numbers displayed are not estimates but confirmed harvest numbers supplied by DSD (DSD PB).

4 **Wolf:** Harvest estimates seem too low (C.F.). Data were obtained from DSD detailing the number of pelts sold by hunters. DSD reports were available for years 4 and 5 and indicate that 28 wolf pelts were purchased in 1999/2000 (year 4) and 9 were purchased in 2000/2001 (year 5) (note that DSD data are based on harvest years that run from July to June, whereas Harvest Study data are based on harvest years that run from June to May) (DSD FB). Based on this information the harvest estimate for year 4 does appear low however the estimate in year 5 may be high.

5 **Arctic fox:** Hunters sell most of their harvest, so to verify the harvest estimates data were obtained from DSD detailing the number of pelts sold by hunters (C.F.). Again, DSD provided reports for 1999/2000 and 2000/2001 (years 4 and 5) which indicated that 260 arctic fox pelts were purchased in year 4 and 489 were purchased in year 5 (note that DSD data are based on harvest years that run from July to June, whereas Harvest Study data are based on harvest years that run from June to May) (DSD FB). This information confirms that Harvest Study estimates seem to be in the right range.

6 **Wolverine:** Harvest estimates may be somewhat low but comments were also received during the community visit which indicated that estimates seemed reasonable (C.F.). A total of 6 carcasses were submitted from 2000 to 2001 to DSD for their ongoing monitoring program. However, not all carcasses are submitted for this program (DSD WV).

7 **Seals:** Seal harvesting consists of mainly ringed seals but some bearded seals are also harvested. The harvest estimate for ringed seals in year 5 seems high (C.F.).

8 **Geese:** Harvest estimates for snow geese are thought to be low and it was suggested that many of the unidentified geese may be snow geese. However, Ross' geese and brant geese are also harvested in the area but none were reported. The Canadian Wildlife Service had a program in place in year 5 to encourage snow goose harvesting, so it is suspected that most of the unidentified geese in year 5 were actually snow geese (C.F.).

9 **Eider duck:** The community harvests both king and common eider ducks each year (C.F.).

10 **Ptarmigan:** The harvest estimate in year 2 seems too low. Estimates in other years look more accurate (C.F.).

11 **Eggs:** There are many eggs harvested each year. Eggs were not reported by hunters; one hunter commented that the Fieldworker never asked about eggs and many hunters did not think to report them. A person can easily collect over 200 eggs in a day. All egg estimates seem too low (C.F.).

12 **Arctic char:** Commercial fishing of arctic char took place in about five lakes during the Harvest Study (DFO F). Some of these data were reported by hunters but were removed from the subsistence harvest in the database and can be viewed in Table 4. If the hunter did not specify that the harvest was commercial these data would be retained in the database and included in the harvest estimates. In general though it is thought that the harvest estimates represent the subsistence harvest of the community (C.F.).

13 **Whitefish:** The harvest estimate in year 5 seems too low, as does the mean annual harvest (C.F.).

14 **Ocean fish:** The species of fish was not identified but hunters report that they were likely cod (C.F.).

15 **Cod:** Harvest estimates seem low. Estimates should be closer to the 1000 fish range (C.F.).

6.2.2 ᓄᓇᓕᖕᓂ ᓴᖅᑭᑕᐅᔪᓂᒃ ᐅᖃᖃᑎᒌᒋᑦ: ᐃᖃᓗᒃᑑᑦᓯᐊᕐᒥ

ᖃᐅᔨᓴᕐᓂᐅᑉ ᐋᖅᑭᐅᒪᓂᖓ:

ᕿᒥᕐᕈᔭᐅᑎᓪᓗᒋᑦ ᐊᑎᓕᐅᕆᓗᐊᖅᐸᓂᐅᔪᑦ ᓄᓇᓕᑦ ᐳᓚᕋᖅᑕᐅᑎᓪᓗᒋᑦ ᑕᑯᑎᑦᓯᓚᐅᖅᑐᑦ ᑕᒫᓂ 55ᖓᔪᑦ ᐊᖑᓇᓱᒃᑎᑦ ᐊᑎᖃᖃᑕᐅᓚᐅᖏᓐᓂᖏᓐᓂᒃ ᖃᐅᔨᓴᕐᓂᕐᒧᑦ. 37ᖏᑦ ᐃᓅᓚᐅᖅᑐᑦ - ᑕᒪᒥᒃ ᖃᑯᑎᒃᑯᑦ ᐊᖑᓇᓱᐸᐸᑦᑐᑎᒃ. ᐃᓱᒪᒋᔭᐅᔪᖅ ᐃᓅᖏᑦᑐᑦ 18ᖓᓚᐅᖅᑐᑦ ᐱᔪᓐᓇᐅᒥᒃ ᑐᓂᔭᐅᓯᒪᔪᑦ ᐊᑎᖃᖃᑕᐅᓚᐅᖏᑦᑐᓂᒃ - 16ᖓᓗᓪᓗᑎᒃ ᖃᑯᑎᒃᑯᖅᐸᐸᑦᑐᑦ ᐊᒻᒪᓗ ᒪᕈᒃᑲ ᑕᒫᐸᓗᒃᑯᑦ ᐊᖑᓂᐊᖅᑎᐅᓪᓗᑎᒃ. ᐅᖃᓯᐅᒻᒪᑕ ᓈᓴᐅᑎᒥ 5.2.1 ᑕᒪᑐᒪ ᐊᑎᓕᐅᕆᓗᐊᕈᑎᐅᑉ ᐱᒍᑕᐅᓂᖓ ᐊᑦᑎᑑᓪᓕᑎᑦᓯᒪᒐᔭᖅᑐᐃᑦ ᐆᒪᔪᖅᑕᐅᑦᑐᑦ ᖃᑦᓯᐅᑦᓂᖏᓐᓂᒃ. ᑭᓯᐊᓂ, ᖃᓄᑎᒋ ᐃᓚᓕᐅᕆᓐᓂᖏᓐᓂᖃᒪᖓᑦ ᐊᑦᓱᓗᐊᖅᑐᑦᓴᐅᓐᓂᖏᑦᑐᖅ ᑖᒃᑯᐊ ᐱᖃᓯᐅᑎᔭᐅᓯᒪᖏᑦᑐᑦ ᐊᖑᓂᐊᖅᑎᑦ 12%ᖓᑐᐃᓐᓇᒪᑕ ᑲᑎᑦᑕᐃᓐᓇᓗᓪᓗᒋᑦ ᐊᖑᓇᓱᑦᑎᐅᔪᓚᒫᑦ, ᐊᒻᒪᓗ ᑕᒪᒥᑲᓴᒃ ᖃᑯᑎᒃᑯᑐᐃᓐᓇᖅ ᐊᖑᓇᓱᓲᖑᓪᓗᑎᒃ (ᓇᓕᖅᑲᖅ 10). ᐊᖑᓇᑕᐅᑕᑦᑐᑦ ᐊᑎᖃᖃᑕᐅᖏᑦᑐᓄᑦ ᒥᑦᓴᐅᓇᓱᑦᑕᐅᔪᓐᓇᖅᑐᑦ ᐱᔭᐅᒡᒍᔪᐸᐸᑦᑐᓂᒃ ᒪᓕᑦᑐᑎᒃ ᐊᑐᓂᑦ ᓂᕐᔪᑎᑦ ᐊᒡᒍᖅᑕᐅᓯᒪᓂᖏᒍᑦ. ᑭᓯᐊᓂ, ᑕᒪᒃᑯᐊ ᒥᑦᓴᐅᓯᖅᑕᐅᔪᑦ, ᐃᒻᒥᒍᑦ ᑕᒻᒪᖅᓯᒪᐅᔪᖃᖅᑐᑎᒃ ᐃᓚᓕᐅᕆᓐᓂᖏᓐᓂᖃᖅᑐᑎᓪᓗ, ᐱᕕᑐᓗᐊᕐᒪᑕ ᐅᑯᓄᖓ ᑭᖑᓪᓕᐸᖅᓯᐅᑎᑦ ᐅᓂᒃᑳᖏᓐᓄᑦ. ᐅᖃᓕᒫᖅᑐᑦ ᑐᑦᓯᕋᓐᓇᖅᑐᑦ ᐆᒪᔪᓕᓇᔨᔪᐊᒃᑯᓐᓂᑦ ᐱᔪᒪᓐᓂᑎᒃ ᓴᖅᑭᑕᐅᓯᒪᔪᓂᒃ ᓈᓴᐅᑎᓂᒃ.

ᖃᑦᑏᓐᓇᐸᓗᓂᖏᓐᓄᑦ ᐊᒃᓱᒃᑲᓪᓗ ᐊᖑᓇᓱᐸᐸᑦᑐᐃᑦ ᐊᑎᖃᖃᑕᐅᔪᑦ ᐃᖃᓗᒃᑑᑦᓯᐊᒥ, ᐊᒃᓱᒃᑲᓪᓗᓂᖅᑕᐅᑦᑐᑦ ᐱᖃᓯᐅᑎᓯᒪᔪᑦ ᓇᓗᓇᐃᕈᑎᖃᖅᑐᓂᒃ ᑕᒫᐸᓗᒃ ᓈᓴᖅᑕᐅᓇᓱᑦᑎᓪᓗᒋᑦ ᖃᑦᑎᐅᕐᓂᖏᑦ ᐆᒪᔪᖅᑕᐅᕐᑦᑐᑦᑐᐃᑦ.

ᖃᐅᔨᓴᖅᑕᐅᔪᑦ ᐊᒻᒪ ᐃᓚᓕᐅᕆᓗᔭᐅᕐᕈᖏᑦᑐᑦ ᑭᐅᓐᖏᑦᑐᑦ:

ᑭᐅᕐᑕᑎᒋᓂᖏᑦ ᐅᑭᐅᒥ 1 ᖃᐅᔨᓴᕐᓂᐅᑉ ᐊᑦᑎᑑᓚᐅᖅᑐᑦ ᑕᖅᑭᑦ ᑕᒪᑭᒃ 75% ᑐᖓᓂᑦᓴᐃᓐᓇᖅᑐᑎᒃ. ᑭᓯᐊᓂ ᐅᑭᐅᖏᓐᓂ 2ᒥᑦ 5ᒧᑦ ᓈᒻᒪᑦᓯᐊᓚᐅᖅᑐᑦ. ᑕᑯᑎᑦᓯᒻᒪᑕ ᓇᓕᖅᑲᒥ 9 ᐱᔭᕆᓪᓗᑎᒃ ᑭᐅᑦᑕᐃᓕᑦᓴᐃᓐᓇᐸᑦᑐᑦ ᐃᖃᓗᒃᑑᑦᓯᐊᒥ ᐊᑦᑎᑑᓚᐅᖅᑐᖅ 0.4%ᒦᑦᑐᓂ, ᐊᒻᒪᓗ ᐃᓱᒪᒋᔭᐅᓚᐅᖏᑦᑐᖅ ᐱᒍᑕᐅᑐᐃᓐᓇᓇᐊᖃᓂᖓᓂᒃ ᑭᐅᕐᓐᖏᑦᑐᓂᒃ ᐃᓚᓕᐅᕆᓐᓂᖏᓗᐊᓐᓂᕐᒧᑦ.

ᑭᐅᕐᑕᑎᒋᓂᖏᑦ ᐊᒥᓲᑦᑎᐊᕋᓱᒋᔭᐅᓚᐅᖅᑐᑦ ᐊᒻᒪᓗ ᑭᐅᕐᓐᖏᑦᑐᑦ ᐅᓄᓗᐊᕋᑎᒃ ᐅᑭᐅᖏᓐᓂ 2ᒥᑦ 5ᒧᑦ ᑖᒃᑯᐊ ᐊᐱᖅᓱᖅᑕᐅᕐᕈᑦᑐᑦ ᖃᑦᑎᐅᓂᖏᑦ ᒥᑦᓴᐅᓯᓯᒪᑦᑎᐊᕐᓂᖏᓐᓂᒃ ᐊᖑᓇᓱᑦᑎᓂᒃ ᐊᑎᖃᖃᑕᐅᔪᓂᒃ. ᐅᖃᓕᒫᖅᑐᑦ ᐅᔾᔨᖅᑐᒋᐊᖃᖅᑐᑦ ᐊᑐᓂᐊᕈᓐᓂᔪᒃ ᐊᑦᓚᑕᐅᓯᒪᔪᐃᑦ ᓄᐊᑕᐅᓯᒪᔪᑦ ᐅᑭᐅᒥ 1 ᖃᐅᔨᓴᕐᓂᐅᑉ ᑕᒻᒪᖅᓯᒪᐅᔪᖃᑐᐃᓐᓇᓇᐊᖃᓂᖏᑦ ᐃᓚᓕᐅᕆᓐᓂᖏᓗᐊᕐᓂᖏᑦᓗ ᐊᖏᑦᓕᓐᑦᓕᐊᓲᖑᓪᓗᒪᑕ ᑭᐅᕐᑦᑐᑦ ᖃᑦᑎᓐᓇᖑᖅᐸᓕᐊᓂᖏᑦ ᒪᓕᑦᑐᒋᑦ.

ᓱᖅᑯᐃᖅᓯᔪᑎᓈᓕᖓᔪᑦ ᐊᒻᒪ ᑭᐅᔪᑎᑦ ᑕᒻᒪᖅᓯᒪᐅᖅᑐᑦ:

ᐅᖃᐅᓯᐅᓚᐅᖅᑐᖅ ᓄᓇᓕᑦ ᐅᖃᖃᑎᒋᔭᐅᑎᓪᓗᒋᑦ ᒪᓐᓕᑦᑕᐅᕐᑦᑐᑦ ᐅᖃᐅᓯᐅᓐᖏᓗᐊᖅᐸᓚᐅᓂᖏᓐᓂᒃ. ᓇᓗᓇᐃᔭᕆᐊᖃᑲᓐᓂᕈᑎᑦ ᐊᑐᐃᓐᓇᐅᑎᑕᐅᔪᑦ ᓄᓇᓕᖕᓄᑦ ᑭᐅᔪᑎᐅᔪᓂ ᐊᒻᒪᓗ ᐊᓯᖏᓐᓂᑦ ᐊᑦᓚᑕᐅᓯᒪᔪᓂᒃ ᓈᓴᐅᑎᓂᑦᑐᓂᒃ ᐊᑖᓂ. ᓈᓴᐅᑎᒥ 5.4 ᐃᓗᓕᖅᑲᕐᒥᔪᖅ ᐅᖃᖃᑎᒌᕈᑎᐅᔪᒥᓂᕐᓂᒃ ᑕᒪᓐᓇ ᐱᓪᓗᒍ.

ᑕᐃᒫᒃ ᑕᑯᑎᑦᓯᒻᒪᑕ ᓇᓕᖅᑲᓃᑦᑐᑦ ᐊᑯᑦᑐᓂᖏᑕ ᐃᖅᑲᐅᒪᔭᕆᐊᖃᖅᐸᑦᑕᖏᑕ, ᐊᑯᑦᑐᔪᑲᓪᓚᐅᕈᓚᐅᖅᑐᑦ ᐅᑭᐅᑦ ᓯᕗᓪᓕᖅᐹᖓᓐᓂ, ᐱᓗᐊᖅᑐᒥ ᑕᖅᑭᑦ ᐊᖃᓂᑦ ᓯᕗᓪᓕᖅᐹᖏᓐᓂ ᐅᓄᓐᓂᖅᓴᐃᑦ ᐊᓪᓚᑕᐅᕈᑦᑐᑦ ᓄᐊᑕᐅᕈᓐᓂᕐᒪᑕ ᑕᖅᑭᑦ ᐊᖃᓂᑦ ᐅᖓᑖᓐᓂᖅᓴᐃᑦ ᐅᑭᐅᓐᓂᖅᑎᓪᓗᒋᑦ ᐆᒪᔪᓚᐅᖅᑎᓪᓗᒋᑦ ᑭᖑᓂᐊᒍᑦ. ᑭᓯᐊᓂ, ᐊᑯᑦᑐᓂᓇᕈᑦᑕᖏᑦ ᐃᖅᑲᓴᖅᑕᐅᔪᑦ ᐱᕈᓪᓕᖅᐹᒥᓚᐅᕐᒥᔪᖅ ᐅᑭᐅᑦ ᑭᖑᓂᐊᒍᑦ ᐅᓄᓐᓂᖅᓴᐃᑦ ᐊᓪᓚᑕᐅᕈᑦᑐᐃᑦ ᓄᐊᑕᐅᕈᓐᓂᕐᒪᑕ ᑕᖅᑭᑦ ᐊᖃᓂᑦ ᐅᓐᖏᓐᓂᖅᓴᐃᑦ ᐊᑦᓚᑕᐅᕈᑦᑐᐃᑦ ᐊᖑᓇᓱᖅᑎᓂᑦ. ᐃᑯᐊᖑᓇᓇᔨᒃᑯᖏᓐᓄᑦ ᐅᓂᒃᑳᓇᓇᓱᒪᔭᖏᑦ ᐊᑐᐃᓐᓇᐅᓚᐅᖅᑐᐃᑦ ᐊᑦᑏᒍᑦ 4 ᐊᒻᒪ 5-ᒥ ᐊᒻᒪ ᓇᓗᓇᐃᖅᓯᔪᐃᑦ 28 ᐊᒪᕈᕐᒧᓐ ᐊᒥᓐ ᓂᐅᕙᐊᓇᔭᐅᓚᐅᕐᖓᑕ 1999/2000-ᒥ (ᐅᑭᐅᖓᓐᓂ 4) ᐊᒻᒪ 9 ᓂᐅᕙᐊᓇᔭᐅᓚᐅᖅᑐᐃᑦ 2000/2001-ᒥ (ᐅᑭᐅᖓᓐᓂ 5) (ᖃᐅᔨᒪᒋᑦ ᐃᑯᐱᕙᓇᔨᒃᑯᑦ ᓈᓴᐅᑎᖏᑦ ᒪᓕᒻᒪᑕ ᐱᒋᐊᕙᖃᖅᑐᒥᒃ ᔪᓚᐃᒥᑦ ᔫᓂᒧᑦ, ᖃᐅᔨᓴᕐᓂᒧᓪᓕ ᐊᓪᓚᑕᐅᓯᒪᔪᐃᑦ ᒪᓕᒻᒪᑕ ᐱᒋᐊᕙᖃᒋᓪᓗᒍ ᔫᓂᒥᑦ ᒪᐃᒧᑦ) (DSD FB). ᐃᓕᖓᓪᓗᓂ ᑖᒃᑯᓐᖓ ᑐᑭᓯᒃᑲᓂᕈᑎᒃᓴᐅᔪᓐᓂᑦ ᐊᖑᓇᐅᑕᐅᑦᑐᐃᑦ ᓇᓚᐅᑖᑦᑕᐅᓂᖏᑦ ᐊᑦᑏᒍ 4-ᒧᑦ ᐊᑦᐸᓯᓗᐊᖅᑐᔭᖏᑦᑐᓐ ᑭᓯᐊᓂ ᓇᓚᐅᑖᑦᑕᐅᔪᐃᑦ ᐊᑦᑏᒍ 5-ᒧᑦ ᖁᕐᕈᓯᓗᐊᑐᐃᓐᓇᐊᓖᑦ.

5 **ᑎᓇᒐᓐᐊᖅ:** ᐊᖑᓇᓱᐊᖅᑏᑦ ᓂᐅᕈᑎᖃᖃᑕᖅᑐᐃᑦ ᐊᖑᔪᓕᒪᔪᓗᒻᒥᓂᒃ, ᑕᒪᓐᓇ ᓇᓗᓇᐃᖅᑕᐅᔪᓐᓇᕐᔪᓗᒍ ᑎᑎᖃᐃᑦ ᐱᔭᐅᓚᐅᖅᑐᐃᑦ ᐃᑯᐱᒃᐃᓕᓇᔾᒃᑯᓐᓂᑦ ᓇᓗᓇᐃᔭᐃᓯᒪᔪᐃᑦ ᐊᒥᓱᓂᖏᓐᓂᑦ ᐊᒥᓐ ᓂᐅᕈᑎᒋᔭᐅᔪᐃᑦ ᐊᖑᓇᓱᐊᖅᑎᓄᑦ. (C.F.). ᐊᒻᒪᓱᓕᒃᑲᓂᖅ, ᐃᑯᐱᒃᐃᓕᓇᔾᒃᑯᓐ ᐅᓂᒃᑳᓕᐅᖅᓯᒪᒻᒥᔪᐃᑦ 1999/2000-ᒧᑦ ᐊᒻᒪ 2000/2001-ᒥ (ᐊᕐᕌᒍ 4 ᐊᒻᒪ 5) ᓇᓗᓇᐃᖅᓯᔪᐃᑦ 260 ᐊᒦᓐ ᓂᐅᕕᐊᓇᔭᐅᓚᐅᕐᖓᑕ ᐊᕐᕌᒍ 4-ᒥ ᐊᒻᒪ 489 ᓂᐅᕕᐊᓇᔭᐅᓗᑎᒃ ᐊᕐᕌᒍ 5-ᒥ (ᖃᐅᔨᒪᒋᑦ ᐃᑯᐱᕝᕕᓕᓇᔾᒃᑯᑦ ᓈᓴᐅᑎᖏᑦ ᒪᓕᒻᒪᑕ ᐱᒋᐊᖃᖃᖅᑐᒥᒃ ᔪᓚᐃᒥᑦ ᔫᓂᒧᑦ, ᖃᐅᔨᓴᕐᓂᒧᓪᓕ ᐊᓪᓚᑕᐅᓯᒪᔪᐃᑦ ᒪᓕᒻᒪᑕ ᐱᒋᐊᖃᐱᓪᓗᒍ ᔫᓂᒥᑦ ᒪᐃᒧᑦ) (DSD FB). ᑖᑯᐊ ᑐᑭᓯᒃᑲᓂᕈᑎᒃᓴᐃᑦ ᓇᓗᓇᐃᖅᓯᔪᐃᑦ ᐊᖑᔪᐅᕙᑦᑐᓂᑦ ᖃᐅᔨᓴᕐᓂᖅᒧᑦ ᓇᓚᐅᑖᕐᑕᐅᔪᐃᑦ ᑕᒫᓂᑎᐊᓇᐊᖓ.

6 **ᖃᕝᕕᑦ:** ᐊᖑᔪᐅᕙᑦᑐᐃᑦ ᓇᓚᐅᑖᕐᑕᐅᓂᖏᓐᓄᑦ ᐊᑉᐸᓱᓗᐊᑐᐃᓐᓇᐊᓖᓐ ᑭᓯᐊᓂ ᐅᖃᖅᑐᖃᖃᑕᓚᐅᕐᒥᔪᖅ ᓄᓇᓐᓄᑦ ᐳᓛᓇᐊᖅᓯᒪᑎᓪᓗᒋᑦ ᓇᓗᓇᐃᖅᓯᓚᐅᖅᑐᖅ ᓇᓚᐅᑖᕐᑕᐅᔪᐃᑦ ᐃᓱᒪᓇᑦᑎᐊᓇᐊᖏᑕ. (C.F.). ᑲᑎᑦᑐᒋᑦ 6 ᖃᕝᕕᒥᓃᑦ ᑐᓂᔭᐅᓚᐅᖅᑐᐃᑦ 2000-ᒥᑦ 2001-ᒧᑦ ᐃᑯᐱᒃᐃᓕᓇᔾᒃᑯᓐᓄᑦ ᐊᑐᖅᑕᐅᓂᐊᕐᓗᑎᒃ ᖃᐅᔨᓴᐃᓐᓇᖃᑕᓂᖏᓐᓄᑦ. ᑭᓯᐊᓂᓕ, ᖃᕝᕕᒥᓂᓕᒫᓐ ᑐᓂᔭᐅᖃᑕᖏᒻᒪᑕ ᑖᒃᓯᒧᖓ ᐱᓕᓇᐊᒧᑦ. (DSD WV).

7 **ᓇᑦᓯᑦ:** ᓇᑦᑎᕋᓱᐊᖃᑦᑕᓐᓂᖅ ᐱᒐᓱᐊᖃᑕᓂᐅᕙᑦᑐᖅ ᓇᑦᓯᑐᐃᓐᓇᕐᓂᑦ ᑭᓯᐊᓂ ᐅᔾᔪᐃᓐ ᐊᖑᔪᐅᕙᒻᒥᔪᐃᑦ. ᐊᖑᔪᐅᕙᑦᑐᓄᑦ ᓇᓚᐅᑖᕐᑕᐅᔪᐃᑦ ᓇᑦᓯᓄᑦ ᐊᕐᕌᒍ 5-ᒥ ᕐᓯᕙᓱᓗᐊᖅᑐᔫᖅᑐᖅ. (C.F.).

8 **ᑲᖓᐃᑦ:** ᐊᖑᔪᐅᕙᑦᑐᓄᑦ ᑲᖓᕐᓄᑦ ᓇᓚᐅᑖᕐᑕᐅᓯᒪᔪᐃᑦ ᐊᑉᐸᓱᓗᐊᑦᑐᒋᔭᐅᔪᐃᑦ ᐊᒻᒪ ᐃᓱᒪᒋᔭᐅᓚᐅᖅᑐᖅ ᐊᒥᓱᐃᑦ ᓇᓗᓇᐃᖅᑕᐅᓯᒪᔪᖏᑦᑐᐃᑦ ᑲᖓᐃᑦ ᓂᕐᓕᐅᑐᐃᓐᓇᐊᖃᖅᑐᐃᑦ. ᑭᓯᐊᓂᓕ, ᖃᕋᕐᔪᐃᑦ ᐊᒻᒪ ᓂᕐᓕᕐᓇᐃᑦ ᐊᖑᔪᐅᕙᒻᒥᔪᐃᑦ ᑕᒫᓂ ᓄᓇᒥ ᑭᓯᐊᓂ ᐅᖃᐅᓯᐅᔪᖅᑕᖃᓚᐅᖏᑦᑐᖅ. ᑳᓇᑕᒥ ᐆᒪᔪᓕᓇᔾᔪᐊᑲᓐ ᐱᓕᓇᐊᖃᓚᐅᖅᑐᐃᑦ ᐊᕐᕌᒍ ᑕᓕᒪᖓᓂ ᑲᖓᒥᓂᐅᒋᐊᖓ (C.F.).

9 **ᒥᑎᑦ:** ᓄᓇᓐᓂ ᐊᖑᓂᐅᖃᑦᑕᖅᑐᖅ ᐊᑐᓂᑦ ᕿᖓᓕᓐᓄᑦ ᐊᒻᒪ ᒥᑎᑐᐃᓐᓇᕐᓂᑦ ᐊᕐᕌᒍᑕᒫᓐ. (C.F.).

10 **ᐊᕿᒻᒋᑦ:** ᐊᖑᔪᐅᕙᑦᑐᓂᑦ ᓇᓚᐅᑖᕐᓂᖅ ᐊᕐᕌᒍ 2-ᒥ ᐊᑉᐸᓱᓗᐊᖅᑐᔫᖅᑐᖅ. ᓇᓚᐅᑖᕐᑕᐅᔪᐃᑦ ᐊᓯᖏᓐᓂ ᐊᕐᕌᒍᓂ ᓱᓕᓂᖅᓴᐅᔫᖅᑐᐃᑦ. (C.F.).

11 **ᒪᓐᓂᑦ:** ᐊᒥᓱᒻᒪᓇᐅᔪᐃᑦ ᒪᖔᑦ ᐱᔭᐅᖃᑦᑕᕐᖓᑕ ᐊᕐᕌᒍᑕᒫᓐ. ᒪᖔᑦ ᐅᖃᐅᓯᐅᖃᑦᑕᓚᐅᖏᑦᑐᐃᑦ ᐊᖑᔪᓱᐊᖅᑎᓄᑦ; ᐊᑕᐅᓯᖅ ᐊᖑᔪᓱᐊᖅᑎ ᐅᖃᓚᐅᖅᑐᖅ ᓄᓇᓐᓂ ᐱᓕᓇᔾᐅᔪᖅ ᐊᐱᕐᑯᑎᖃᓚᐅᕐᓯᒪᖏᒋᐊᖓ ᒪᖔᓐᓂᑦ ᐊᒻᒪ ᐊᒥᓱᓐ ᐊᖑᔪᓱᐊᖅᑏᑦ ᐃᓱᒪᖃᓚᐅᖏᑦᑐᐃᑦ ᐅᖃᐅᓯᖃᓇᐊᒥᑦ. ᐃᓄᒃ ᓄᐊᑦᑎᔪᓐᓇᖅᑐᖅ 200-ᓂᑦ ᒪᖔᓐᓂᑦ ᐅᓪᓗᕐᒥ. ᒪᓐᓂᓕᒫᓄᑦ ᓇᓚᐅᑖᕐᑕᐅᔪᐃᑦ ᐊᑉᐸᓱᓗᐊᑦᑐᔫᖅᑐᖅ. (C.F.).

12 **ᐃᖃᓗᐃᑦ:** ᑮᓇᐅᔭᓕᐅᕈᑎᖃᕋᓱᐊᓐᓂᕐᒧᑦ ᐃᖃᓗᓐᓂᑦ ᐊᑐᖅᑕᐅᖃᑕᓚᐅᖅᑐᖅ ᑕᓕᒪᔪᓗᓐᓂ ᑕᕿᓂ ᐊᖑᔪᐅᕙᑦᑐᐃᑦ ᖃᐅᔨᓴᖅᑕᐅᑎᓪᓗᒋᑦ (DFO F). ᐃᓚᖏᑦ ᑎᑎᖃᐃᑦ ᐅᖃᐅᓯᐅᕙᓚᐅᖅᑐᓐ ᐊᖑᔪᓱᐊᖅᑎᓄᑦ ᑭᓯᐊᓂ ᐲᖅᑕᐅᓚᐅᖅᑐᐃᑦ ᓂᕿᓴᐅᕙᑦᑐᓂᑦ ᐊᖑᔪᐅᕙᑦᑐᐃᑦ ᑎᑎᕋᖅᓯᒪᓂᖏᓐᓂᑦ ᐊᒻᒪ ᑕᑯᔭᐅᔪᓐᓇᖅᑐᐃᑦ ᑎᑎᕋᖅᓯᒪᔪᓂ 4-ᒥ. ᐊᖑᔪᓱᐊᖅᑎ ᓇᓗᓇᐃᖅᓯᖏᑉᐸᓐ ᐃᖃᓗᑕᒥᓂᖏᑦ ᑮᓇᐅᔭᓕᐅᕈᑎᒋᒋᐊᖓ ᑕᒪᒃᑯᐊ ᑎᑎᖃᐃᑦ ᑎᑎᕋᖅᑕᐅᓚᔭᖏᑦᑐᐃᑦ ᑎᑎᖃᕐᓯᑎᓗᐊᑕᐅᔪᓐᓄᑦ ᐊᒻᒪ ᐃᓚᒋᓕᐅᔾᔭᐅᓯᒪᓗᑎᒃ ᐊᖑᔪᐅᔪᐃᑦ ᓇᓚᐅᑖᕐᑕᐅᓂᖏᓐᓂ. ᑕᐃᒪᐃᒃᑲᓗᐊᖅᑎᓪᓗᒍ ᐃᖃᓗᑦᑕᐅᖃᑦᑕᖅᑐᓄᑦ ᓇᓚᐅᑖᕐᑕᐅᔪᐃᑦ ᑭᒡᒐᑐᐃᓱᒋᔭᐅᓪᓗᑎᒃ ᓂᕿᓴᓄᑦ ᐃᖃᓗᖃᑦᑕᖏᓐᓄᑦ ᓄᓇᓕᐅᔪᐃᑦ (C.F.).

13 **ᑲᕕᓱᓖᑦ:** ᑲᕕᓱᓕᒃᑕᐅᔪᓄᑦ ᓇᓚᐅᑖᕐᑕᐅᔪᖅ ᐊᕐᕌ 5-ᒥ ᐊᑉᐸᓱᓗᐊᖅᑐᔫᖅᑎᓪᓗᒍ, ᑕᐃᒪᓐᓇᑐᓐ ᐊᕐᕌᒍᑕᒫᓐ ᑲᕕᓱᓕᖃᑕᓂᕐᒥᑦ (C.F.).

14 **ᑕᓇᐅᕐᒥ ᐃᖃᓗᒃ:** ᖃᓄᐃᑦᑑᓂᖏᑦ ᐃᖃᓗᐃᑦ ᓇᓗᓇᐃᖅᑕᐅᓚᐅᖏᑦᑐᐃᑦ ᑭᓯᐊᓂ ᐊᖑᔪᓱᐊᖅᑏᑦ ᐅᖃᖅᓯᒪᔪᐃᑦ ᐆᒪᒥᓂᐅᑐᐃᓐᓇᐊᖏᑕ (C.F.).

15 **ᐆᒪᐃᑦ:** ᐱᔭᐅᕙᑦᑐᑦ ᖃᑦᑎᐅᓂᖏᑦ ᐊᑦᑎᓗᐊᖅᑰᔾᔪᑦ. ᓇᓚᐅᑖᕐᑕᐅᓯᒪᔪᐃᑦ ᖃᓂᒃᓴᓂᖅᓴᐅᔭᕐᓇᐊᓖᑦ 1000 ᐃᖃᓗᓐᓂᑦ (C.F.).

6.2.2 Nunanit Iniktigutait Ukauhiit: Ikaluktutiak:

Ihivgiuktut Atugutait:
Ihivgiufaakhimayuni ataani naunaiyakhimayut nunanut pulaaktakhimatitluta takupkaihimayut 55kuyut umayukhiuktit titigaktauhimaitut Umayukhiukhimayut Ihivgiuktitlugit. 37kuyut Inuinait – tamamik ilaani umayukhiukataktut. 18kuyut Inuinaungitut umayukhiuktit tuniyauhimayut inminiigutiminik titigaktauhimaitut – 16kuyut ilaani umayukhiukataktut ovalo malguk umayukhiukataktut. Ukakhimaut ilangani 5.2.1 ikpinagutait hapkoa ataani naunaiyakhimayut ataanungaktitiyut ihumaiyainik umayukhiukhimayut naunaiyautainik. Kihimi ihumagiyait mikiyut piyauhimaitut umayukhiuktit 12%nik amigaitjutaumata tamamik umayukhiuktinit, amigaitkiyait ilaani umayukhiuyumata (ikpatauyak 10). Umayukhiukhimayut titigakgauhimaitut umayukhiuktit naunaiyalaaktut angitjutainik umayukhiukhimayunik amigaitjutainik tamamik umayunik atulutik aviktukhimatjutainik. Kihimi hapkoa naunaiyautit inminik ihuinaagutikamata ovalo ihumagiyainik avataaniimata iniktigutait hamna inikpiagutit tuhaktakhat. Taiguaktut apigilaaktut NWMBkunut piyumagumik iniktigutait hapkoa naunaiyagutit.

Mikiyuumata umayukhukatainaktut naunaiyautait umayukhiuktit ilaukatauhimayut umayukhiukataktut naunaiyautainut hamna naunaiyautini umayukhiukhimayut naunaiyautaini.

Ihivgiuktauhimayut ovalo kiuyuitut ihumagiyait:
Kiuhimayut naunaiyautait ukiumi 1 ihivgiukhimayuni mikiyut tamamik tatkikhiutit ataanitut 75%mik. Kihimi kiuhimayut naunaiyautait ukiumi 2 ovalo 5 nakuukpiaktut. Takuhimayumi ikpatauyami 9, pikataktut kiuyuitut naunaiyautait Ikaluktutiami mikiyut, 0.4%kuyut ovalo ihumaiyaungitut pilaaktunik kiuyuitunit ihumagiyaini.

Kiuhimayut naunaiyautit ihumagiyut angiyuumata ovalo kiuyuitut ihumagiyait mikiyuumata ukiuni 2 ovalo 5 pigiagani nni pihimayut naamaktumik ilauyut uktukhimayuni Nni umayukhiuktinut. Taiguaktut ihumayukhat atuligumiuk katitikhimayut katitigutait ukiumi 1mi ihivgiukhimayut pilaaktainik tamamik uktugutit ihuinaagutait ovalo kiuyuitut ihumagiyait angililaamata kiuhimayut naunaiyautait katakpata.

Atugutingit ihumaiyait ovalo kiuhimayut ihuinaagutait:
Tuhaktitiyauhimayut nunanut pulaaktakhimatitlugit manikhiugutit ataani tuhaktitihimayut. Titigatiakhimayut pilaaktut nunani ukautihimayaini ovalo aalat atulaat katitikhimayut hamani. Ilangani 5.4 pihimayutlu ukautitiaganik hamna ihumagiyauyunut.

Takuyaulaaktuk utiktitihimayut ukautingit ikpatauyami, utiktitihimayut ubluit angiyut hivulimi ukiumi ihivgiuktitlugit, ilaa hivulimi siksini tatkikhiutini amigaitkiyait umayukhiukhimayut titigagutait katitigutait avataani siksit tatkikhiutini umayukhiukhimatitlugit. Kihimi uktiktitihimayut naamakhiyut aipain ukiuni amigaitut umayukhiukhimayut titigaktauhimayut katitikhimaplutik iluani pingahuni tatkikhiutini umayukhiukhimayainik. Ungahitkiyat utiktitjutit ubluit ukiumi 1 piyunakhiyut ilanginik atugutaini ihuinaagutinik umayukhiuktit puigukpamata umayuktaminik.

Tamaat ihivgiukhimayuni kinauyaliuktut umingmanik, ikalivinik ovalo ilangit tuktunik. Amigaitkiyait hapkoa umayukhiukhimayut tuhaktitauyuitut Umayukhiukhimayut Ihivgiuktuni ovaluniit unguvaktauyuitut katitikhimayunit naunaiyaktinagit umayukhiukhimayut naunaiyautainit (takulugu Ikpatauyak 4). Umayukhiukhimayut naunaiyautait takuyakhat pihimayut atuktakhaminik umayukhiuktaminik talvatuak.

Nunanit ukakhimayut ovalo aalanit pihimayaini katitikhimayuni:

1. **Tuktut:** Tuktut umayukhiukhimayut tamamik nunani tuktut ovalo kikiktanit tuktuit. Ovalo, ilangit umayukhiuktit naunaiyakhimaitut kanugitunik tuktuhimayut. Atugutainut naunaiyautingit umayukhiukhimayut naunaiyautait katitikhimayut atauhimut.
2. **Umingamait:** Ilauyuni atuktakhainik umayukhiukhimayut, kinayaliugutit umayukhiukhimayut umingmait ovalo umingmakhiuktut kablunaat Ikaluktutiami. Umayukhiukhimayut Ihivgiugutait katitikhimayut atuktakhainik umayukhiukhimayut katitigutaini talvatuak. Umayukhiukhimayut naunaiyautait ukiumi 1 kihimi pihimayunakhiyut ilangit kinauyaliutuni ovaluniit kablunaat umayukhiukhimayaini katitikhimayuni (C.F.). DSDkut tuhaktitihimayut hapkoa atuktakhainik umayukhiukhimayut amigaitjutait umingmait (DSD MXb):

Year 1	Year 2	Year 3	Year 4	Year 5
n/d	20	15	17	14

Hapkoa amigaitjutit ihumagiyauyut naamaktut ovalo takukhauyut ihivgiukhimayut umayukhiukhimayut naunaiyautit mikiyut ilangini ukiuni kihimi naamaktut.

3 **Nanuit:** Amigaitjuttit takukhauyut naunaiyautaungitut kihimi pihimayut umayukhiukhimayut tunihimayait DSDkunit (DSD PB).

4 **Amagut:** Umayukhiukhimayut naunaiyautit mikiyut (C.F). Katitikhimayut pihimayut DSDkunit titigakhimayut amigaitjutait amiit niuviktaitauhimayut umayukhiuktinit. DSDkut tuhaktitihimayut pihimayut ukiuni 4 ovalo 5 ovalo naunaiyakhimayut 28nik amagunik amiit niuviktauhimayut 1999/2000mi (ukiumi 4) ovalo 9nik niuviktauhimayut 2000/2001mi (ukiumi 5) (nalungilutit DSDkut katitikhimayut umayukhiukhimayut ukiungani atuktut Julymit Junemut, Umayukhiukhimayut Ihivgiugutait katitikhimayut atukhimayut umayukhiukhimayut ukiungit Junemit Maymut) (DSD FB). Atukhugit hamna tuhagutikhat umayukhiukhimayut naunaiyautait ukiumi 4 mikiyut kihimi naunaiyautait ukiumi 5 angiyut.

5 **Tigiganiat:** Umayukhiuktit niuviktivaktait tamamivyak nanigiakhimayaminik taimaimat, umayukhiukhimayait katitikhimayut pihimayut DSDkunit titigakhimayut amigaitjutait amiit niuviktauhimayut umayukhiuktinit (C.F.). DSDkut tunihimayut tuhaktakhanik 1999/2000mi ovalo 2000/2001mi (ukiuni 4 ovalo 5) takukhauyut 260nik tigiganiat amiit niuviktauhimayut ukiumi 4 ovalo 489nik niuviktauhimayut ukiumi 5 (nalungilutit DSDkut katitikhimayait atukhimayut umayukhiukhimayut ukiungit Julymit Junemut, Umayukhiukhimayut Ihivgiugutait katitikhimayut atukhimayut umayukhiukhimayut ukingit Junemit Maymut) (DSD FB). Hamna tuhagutikhat pihimayut Umayukhiukhimayut Ihivgiugutit naunaiyautait angiyut.

6 **Kalviit:** Umayukhiukhimayut naunaiyautait mikiyut kihimi ukakhimayut nunani pulaakhimagapta ukakhimayut naunaiyautait naamaktut (C.F.). Tamamik siksi kalviit pihimayut 2000mit 2001mut DSDkunut piktaktainik kungiagutini pilihimayuni. Kihimi kalviit tunihimaitut pilihimayumut (DSD WV).

7 **Natiit:** Natiit umayukhiukhimayut ilauyut natiit kihimi ilangit ukyuit umayukhiukhimayutlu. Umayukhiukhimayut naunaiyautait natiinik ukiuni 5mi angiyut (C.F.).

8 **Uluaguliit:** Umayukhiukhimayut naunaiyautait kangunik ihumagiyauyut mikiyut ovalo ukakhimayut amigaitut naunaiyakhimaitut uluaguliit kanguuyunakhiyut. Kihimi kakat ovalo niklinat umayukhiukataktut nunami kihimi tuhaktitihimaitut. Kanatami Umayuligiyit pihimayukaktut ukiumi 5mi pitkuiplutik kangunik umayukhiuktukhanik, taimaimat piyunakhiyut amigaitut naunaiyakhimaitut uluaguliit ukiumi 5mi kanguuyut (C.F.).

9 **Tinmiat:** Nunami umayukhiukataktut tamamik kingaliit ovalo mitiit tamamik ukiumi (C.F.).

10 **Akilgit:** Umayukhiukhimayut naunaiyautait ukiumi 2 mikiyut. Naunaiyautait aalani ukiuni naamaktut (C.F.).

11 **Maniit:** Amigaitut maniit pikutauhimayut ukiuk tamaat. Maniit tuhaktitiyauyuitut umayukhiuktinit; atauhik umayukhiukti ukakhimayuk nunani havaktit apigiyuimata maninik ovalo amigaitut umayukhiuktit ihumagiyuitait tuhaktitilugit. Inuk atauhik katitilaaktuk 200nik maninik ublumi atauhimi. Tamaik maniit naunaiyautait mikiyut (C.F.).

12 **Ikaliviit:** Kinauyaliuktut ikalukhiukhimayut ikalivinik talimani tahini Umayukhiukhimayut Ihivgiukhimatitlugit (DFO F). Ilangit hapkoa katitikhimayut tuhaktitihimayut umayukhiuktinit kihimi unguvaktauhimayut atuktakhaini umayukhiukhimayunit katitikhimayunit ovalo takulaaktut ikpatauyami 4mi. Umayukhiuktit naunaiyakhimaitpata kanugitumik umayukhimayuminik kinauyaliugutini hapkoa katitikhimayut pihimaniaktut katitikhimayuni ovalo ilaulutik umayukhiukhimayuni naunaiyautaini. Taimaimat ihumayut umayukhiukhimayut naunaiyautait atuktakhaini umayukhiukhimayait nunamini (C.F.).

13 **Kapihiliit:** Umayukhiukhimayut naunaiyautait ukiumi 5 mikiyut, ovalo anginikhaagit ukiumi tamaat umayukhiukhimayut (C.F.).

14 **Tagiumi Ikaluit:** Kanugitut ikaluit naunaiyakhimaitut kihimi umayukhiuktit tuhaktitihimayut ugauyunakhiyut (C.F.).

15 **Ugat:** Umayukhiukhimayut naunaiyautait mikiyut. Naunaiyautait kangitukhat 1,000nik uganik (C.F.).

TABLE/ᓇᓗᓇᐃᔭᐅᑦ/NAUNAIKUTA 363

Monthly harvest estimates
ᑕᕝᑕᒫᑦ ᐊᖑᔭᓄᑦ ᓇᓚᐅᑦᓵᕈᑏᑦ
Tatkiktaman nahaktauvaktun

Year 1 (June 1996 - May 1997)
ᐊᒻᕐᒍ 1 (ᔫᓂ 1996 - ᒪᐃ 1997)
Ukiunga 1 (June 1996 - May 1997)

Month/ᑕᕝᕕᖓ/Tatkia			JUN ᔫᓂ	JUL ᔪᓚᐃ	AUG ᐊᐅᒻᒍᑎ	SEP ᓱᑎᒻᐱᕆ	OCT ᐅᑦᑐᐱᕆ	NOV ᓄᓇᒻᐱᕆ	DEC ᑏᓯᒻᐱᕆ	JAN ᒨᓐᓄᐊᕆ	FEB ᓈᕝᕗᐊᕆ	MAR ᒪᕐᓯ	APR ᐃᑦᕆᓕ	MAY ᒪᐃ	Total ᑲᑎᑦᑐᒋᑦ Tamakiklugin ± 95% CI
Species	**ᐆᒪᔪᑦ**	**Umajuin**													
Caribou	ᑐᒃᑐᐃᑦ	Tuktut	225	132	155	14	49	23	15	12			36	37	698 ± 131
Musk-ox	ᐅᒥᒃᒪᐃᑦ	Umingmait						11	2		2	2			17 ± 5
Polar bear‡	ᓇᓄᐃᑦ‡	Nanuit‡							3						
Wolf	ᐊᒪᕈᐃᑦ	Amagut												12	12 ± 15
Arctic fox	ᑎᓇᒐᓐᓂᐊᑦ	Tigiganiat						81	84	47	21	21			254 ± 62
Wolverine	ᖃᑉᐋᑦ	Kalvik												1	1 ± 1
Arctic hare	ᐅᑲᓖᑦ	Ukalik						2				1	1		4 ± 3
Arctic ground squirrel	ᓱᒃᓱᑦ	Hikhik												1	1 ± 1
Ringed seal	ᓇᑦᓱᑦ	Natiinat	46	60	18	4	21	2		14				4	169 ± 46
Geese (unspecified)	ᓂᑦᓖᑦ	Kanguk												27	27 ± 33
Snow goose	ᑲᖑᐃᑦ	Kanguq	103	14										6	123 ± 84
Canada goose	ᓂᑦᓖᑦ ᐅᓗᐊᒍᑦᓖᑦ	Nikliknik	140			10								3	153 ± 98
Eider duck	ᒥᑏᑦ	Kingalik	39												39 ± 34
Ptarmigan	ᐊᕕᒻᒋᑦ	Akilgik						2							2 ± 1
Arctic char	ᐃᖃᓗᒃᐲᑦ	Ikaliviit	2,634	2,776	1,248	1,992	2,759	1,334	231	600		48		315	13,937 ± 3,371
Lake trout	ᐃᓱᕋᐃᑦ	Ikalukpik				8	38	1	106	11			24	49	237 ± 73
Whitefish	ᑲᕕᓯᓖᑦ	Kapihiliit	362	14			95	1,852	75						2,398 ± 810

‡ Polar bear data supplied by DSD.

‡ ᓇᓄᑦᓄᑦ ᑎᑎᕋᑦᑕᒪᔪᑦ ᑐᓂᔭᕐᑦ ᐅᑯᐊ ᐃᑯᐱᕐᕕᓕᕆᔨᑦ.

‡ Nanuin nahagaumajut pijauhimajut Ikupiktulikijinik.

6.2.3

6.2.3

TABLE/ᓇᓗᓇᐃᔭᐅᑦ/NAUNAIKUTA 364

Monthly hunter response — **Year 1 (June 1996 - May 1997)**

ᑕᕝᕕᒫᑦ ᐊᖑᓇᓱᒃᑏᑦ ᑭᐅᓂᖏᑦ — **ᐊᒻᕐᒍ 1 (ᔪᓂ 1996 - ᒪᐃ 1997)**

Tatkiktaman pijauhimajut angunahuktinun — **Ukiunga 1 (June 1996 - May 1997)**

Hunter Response Categories ᐊᖑᓇᓱᒃᑏᑦ ᑭᐅᓂᖏᑦ ᐋᒍᕐᓯᒪᓂᖏᑦ	Month/ᑕᕝᕕᖕᒐ/Tatkia	Angunahukpaktun Kiujait	JUN ᔪᓂ	JUL ᔪᓚᐃ	AUG ᐊᐅᒻᒍᕐᑎ	SEP ᓱᑎᒻᐱᓇ	OCT ᐅᑦᑐᐱᓇ	NOV ᓄᓇᒻᐱᓇ	DEC ᑏᓯᒻᐱᓇ	JAN ᒎᓐᓄᐊᓇ	FEB ᓈᕝᕗᐊᓇ	MAR ᒫᕐᓯ	APR ᐃᕐᓇᓕ	MAY ᒪᐃ	Total ᑲᑎᑦᑐᑦ Tamakiklugin
Monthly hunter list	ᑕᕝᕕᒫᑦ ᐊᖑᓇᓱᒃᑏᑦ	Tatkitaman angunahuktut titigait	343	342	342	342	343	337	337	337	337	337	337	337	344*
Interview list	ᐊᐱᕐᓱᕋᕐᓴᐃᑦ	Apikiktan	226	225	225	225	226	220	220	220	220	220	220	220	227*
Hunters interviewed	ᐊᖑᓇᓱᒃᑏᑦ ᐊᐱᕐᓱᕐᑕᑦ	Angunahuktin apikhuktan	145	149	147	165	188	207	210	216	203	202	195	193	225*
Harvested	ᐊᖑᓇᓱᒃᑐᒥᓃᑦ	Angujaujut	39	39	26	5	15	16	8	6	2	2	8	23	89*
Response Rate (%)	ᑭᐅᔪᑦ ᖃᕐᓯᐅᓂᖏᑦ (%)	Kiujut (%)	64	66	65	73	83	94	95	98	92	92	89	88	83**

* Hunters registered/on interview list/interviewed/harvested at least once during the year.
** Mean monthly response rate.

* ᐊᖑᓇᓱᒃᑏᑦ ᐊᑎᓕᐅᔪᒪᔪᑦ/ᐊᐱᕐᓱᕋᕐᓴᓂᑦᑐᑦ/ᐊᐱᕐᓱᑦᑕᑦ/ᐊᖑᓇᓱᒃᑐᒥᓃᑦ ᐊᑕᐅᓯᐊᕐᓗᖅ ᐊᑦᑐᑎᒃ ᐊᒻᕐᒍᒥ.
** ᐊᔾᔨᒌᓕᕐᑎᓯᒪᔪᑦ ᑕᕝᕕᒫᑦ ᑭᐅᔪᑦ.

* Angunahuktin atiliukhimajut/apikhiktaujukhat/apikhiktaunikut/anguhimajut talvani ukiumi.
** Talvani angunahuknami kiujutaumajut.

TABLE/ᓇᓗᓇᐃᔭᐅᑦ/NAUNAIKUTA 365

Recall period between harvest and interview, expressed as % of total harvest records — **Year 1 (June 1996 - May 1997)**

ᐅᑎᕐᕕᐅᔪᑦ ᐊᑯᕐᖓᓂ ᐊᖑᓇᓱᒃᓂᖓᑕ ᐊᒻᒪᓗ ᐊᐱᕐᓱᕐᑕᐅᓂᖓᑕ, ᓇᓗᓇᐃᕐᑕᑦ ᐃᒫᒃ % ᑲᑎᑦᑐᑦ ᐊᖑᓇᓱᒃᑕᑦ ᑎᑎᕋᕐᑕᐅᒪᔪᑦ — **ᐊᒻᕐᒍ 1 (ᔪᓂ 1996 - ᒪᐃ 1997)**

Itkaumajaujut angunahuktunun apihijauvaktunutlu, kanuk amigaitiginit tamakiklugin angujauhimajut — **Ukiunga 1 (June 1996 - May 1997)**

Recall Period ᐅᑎᕐᕕᐅᔪᑦ	Month/ᑕᕝᕕᖕᒐ/Tatkia	Pigiakvia	JUN ᔪᓂ	JUL ᔪᓚᐃ	AUG ᐊᐅᒻᒍᕐᑎ	SEP ᓱᑎᒻᐱᓇ	OCT ᐅᑦᑐᐱᓇ	NOV ᓄᓇᒻᐱᓇ	DEC ᑏᓯᒻᐱᓇ	JAN ᒎᓐᓄᐊᓇ	FEB ᓈᕝᕗᐊᓇ	MAR ᒫᕐᓯ	APR ᐃᕐᓇᓕ	MAY ᒪᐃ	Total ᑲᑎᑦᑐᑦ Tamakiklugin
≤ 3 months	≤ 3 ᑕᕝᕕᑦ	≤ tatkin pingahut	51	100	100	100	100	94	100	100	100	100	100	100	89
4-6 months	4-6 ᑕᕝᕕᑦ	tatkin hitaman 6nut	49	0	0	0	0	0	0	0	0	0	0	0	11
> 6 months	> 6 ᑕᕝᕕᑦ	> 6 tatkin	0	0	0	0	0	6	0	0	0	0	0	0	1

TABLE/ᓇᓗᓇᐃᔭᐅᑦ/NAUNAIKUTA 366

Number of hunters harvesting each species — **Year 1 (June 1996 - May 1997)**

ᖃᑦᓯᐅᓂᖏᑦ ᐊᖑᓇᓱᒃᑏᑦ ᐊᖑᓇᓱᒃᐸᑦᑐᑦ ᐊᑐᓂᒃ ᐆᒪᔪᕐᓂᒃ — **ᐊᒡᕐᒍ 1 (ᔫᓂ 1996 - ᒪᐃ 1997)**

Amigaitiginigin angunahukpaktun anguvaktaitlu kanugitugiagin — **Ukiunga 1 (June 1996 - May 1997)**

Month/ᑕᕝᕙᖓ/Tatkia			JUN ᔫᓂ	JUL ᔪᓚᐃ	AUG ᐊᐅᒡᒍᑎ	SEP ᓱᑎᒡᐱᓇ	OCT ᐅᑦᑐᐱᓇ	NOV ᓄᓇᒡᐱᓇ	DEC ᑏᓯᒡᐱᓇ	JAN ᒎᖕᓄᐊᓇ	FEB ᓈᕝᕗᐊᓇ	MAR ᒪᑦᓯ	APR ᐃᑦᓇᓕ	MAY ᒪᐃ	Total ᑲᑎᑦᑐᑦ Tamakiklugin
Species	**ᐆᒪᔪᑦ**	**Umajuin**													
Caribou	ᑐᒃᑐᐃᑦ	Tuktut	22	15	17	2	8	5	3	1			8	10	54
Musk-ox	ᐅᒥᒃᒪᐃᑦ	Umingmait						6	1		1	1			8
Polar bear#	ᓇᓄᐃᑦ#	Nanuit#	n/d	n/d	n/d	n/d	n/d	n/d	n/d	n/d	n/d	n/d	n/d	n/d	n/d
Wolf	ᐊᒪᕈᐃᑦ	Amagut												2	2
Arctic fox	ᑎᓇᒐᓐᓂᐊᑦ	Tigiganiat						6	4	2	1	2			8
Wolverine	ᖃᑦᕕᑦ	Kalvik												1	1
Arctic hare	ᐅᑲᓖᑦ	Ukalik						1				1	1		3
Arctic ground squirrel	ᓱᒃᓱᑦ	Hikhik												1	1
Ringed seal	ᓇᑦᓯᑦ	Natiinat	10	9	3	1	2	1		4				2	26
Geese (unspecified)	ᓂᑦᓖᑦ	Kanguk												2	2
Snow goose	ᑲᖑᐃᑦ	Kanguq	4	1										1	6
Canada goose	ᓂᑦᓖᑦ ᐅᓗᐊᒍᑦᓖᑦ	Nikliknik	6			1								1	8
Eider duck	ᒥᑏᑦ	Kingalik	3												3
Ptarmigan	ᐊᕙᒡᓱᑦ	Akilgik						1							1
Arctic char	ᐃᖃᓗᒃᐱᑦ	Ikaliviit	17	25	9	3	10	4	1	1		1		14	60
Lake trout	ᐃᓱᕐᕋᐃᑦ	Ikalukpik				1	1	1	2	1			2	6	13
Whitefish	ᑲᕕᓯᓖᑦ	Kapihiliit	1	1			1	5	1						8

No data are available corresponding to the harvest numbers shown in the harvest estimates table which were provided by DSD.

ᑎᑎᕋᓯᒪᔪᓂᒃ ᐱᑕᖃᕐᕕᑦᑐᖅ ᐱᒃᔪᑎᓕᕐᓂᒃ ᐊᖑᔭᑦ ᖃᑦᓯᐅᓂᖏᕐᓄᑦ ᐊᓚᒃᑲᒪᔪᓄᑦ ᐊᖑᔭᓄᑦ ᓇᓚᐅᖑᕐᑎᓂ ᑐᓂᒃᕕᕐᓂ ᐃᑯᐱᕐᕕᓕᕆᔨᑦ.

Nahagauhimaitut titigakhimajunik pitman kanuk angujaukatakhimajunik kanukitunit pijaumajut ikupiktulikijinik.

6.2.3

TABLE/ᓇᓗᓇᐃᔭᐅᑦ/NAUNAIKUTA 367

Monthly harvest estimates
ᑕᕝᕕᒃᑕᑦ ᐊᖑᔭᓄᑦ ᓇᓚᐅᑦᓵᕈᑏᑦ
Tatkiktaman nahaktauvaktun

Year 2 (June 1997 - May 1998)
ᐊᒻᕐᒍ 2 (ᔫᓂ 1997 - ᒪᐃ 1998)
Ukiunga 2 (June 1997 - May 1998)

6.2.3

Month/ᑕᕝᕕᖓ/Tatkia			JUN ᔫᓂ	JUL ᔪᓚᐃ	AUG ᐊᐅᒻᒧᑦᑎ	SEP ᓱᑎᒻᐱᓇ	OCT ᐅᑦᑐᐱᓇ	NOV ᓄᓇᒻᐱᓇ	DEC ᑏᓯᒻᐱᓇ	JAN ᒎᖕᓄᐊᓇ	FEB ᓈᕝᕗᐊᓇ	MAR ᒫᕐᓯ	APR ᐃᑦᓇᓕ	MAY ᒪᐃ	Total ᑲᑎᑦᑐᒋᑦ Tamakiklugin ± 95% CI
Species	**ᐆᒪᔪᑦ**	**Umajuin**													
Caribou	ᑐᒃᑐᐃᑦ	Tuktut	4	105	127	34	80	13	5		3	14	70	114	569 ± 52
Musk-ox	ᐅᒥᒃᒪᐃᑦ	Umingmait			3		1	1							5 ± 4
Polar bear‡	ᓇᓄᐃᑦ‡	Nanuit‡							2						
Wolf	ᐊᒪᕈᐃᑦ	Amagut					7						12	3	22 ± 18
Arctic fox	ᑎᓇᒐᓐᓂᐊᑦ	Tigiganiat					1				23	11	3		38 ± 20
Wolverine	ᖃᑉᓈᑦ	Kalvik						2						1	3 ± 3
Arctic hare	ᐅᑲᓖᑦ	Ukalik				1	4							2	7 ± 4
Seals (unspecified)	ᓯᖕᑯᓖᑦ	Natiit	11												11 ± 6
Ringed seal	ᓇᑦᓱᑦ	Natiinat	26	70	4		20	7	3		7	3	1	8	149 ± 18
Bearded seal	ᐅᒻᔪᐃᑦ	Ukyuk												1	1 ± 1
Snow goose	ᑲᖑᐃᑦ	Kanguq	77	5											82 ± 61
Canada goose	ᓂᑉᓖᑦ ᐅᓗᐊᒍᑦᓖᑦ	Nikliknik		23										7	30 ± 7
Eider duck	ᒥᑏᑦ	Kingalik												1	1 ± 1
Ptarmigan	ᐊᕿᒻᒋᑦ	Akilgik				1								12	13 ± 13
Arctic char	ᐃᖃᓗᒃᐱᑦ	Ikaliviit	194	2,584	1,119	710	249	35						107	4,998 ± 964
Lake trout	ᐃᓱᑦᑕᐃᑦ	Ikalukpik			27	40	384	9	154			80	196	729	1,619 ± 271
Whitefish	ᑲᐱᓯᓖᑦ	Kapihiliit	181	1,287	78	75	4,687	4,961		35					11,304 ± 1,624

‡ Polar bear data supplied by DSD.

‡ ᓇᓄᑉᓄᑦ ᑎᑎᕋᑦᑕᒪᔪᑦ ᑐᓂᒃᖏᑦ ᐅᑯᐊ ᐃᑯᐱᕐᓇᓕᓇᓵᑦ.

‡ Nanuin nahagaumajut pijauhimajut Ikupiktulikijinik.

TABLE/ᓇᓗᓇᐃᔭᐅᑦ/NAUNAIKUTA 368

Monthly hunter response — **Year 2 (June 1997 - May 1998)**

ᑕᕝᕕᒫᑦ ᐊᖑᓇᓱᒃᑏᑦ ᑭᐅᓂᖏᑦ — **ᐊᒻᕐᒍ 2 (ᔪᓂ 1997 - ᒪᐃ 1998)**

Tatkiktaman pijauhimajut angunahuktinun — **Ukiunga 2 (June 1997 - May 1998)**

Month/ᑕᕝᕕᖓ/Tatkia			JUN ᔪᓂ	JUL ᔪᓚᐃ	AUG ᐊᐅᒻᒍᑎ	SEP ᓱᑎᒻᐱᓇ	OCT ᐅᑦᑐᐱᓇ	NOV ᓄᓇᒻᐱᓇ	DEC ᑏᓯᒻᐱᓇ	JAN ᒎᖕᓄᐊᓇ	FEB ᓈᕝᕗᐊᓇ	MAR ᒫᕐᓯ	APR ᐃᕐᓇᓕ	MAY ᒪᐃ	Total ᑲᑎᑦᑐᑦ Tamakiklugin
Hunter Response Categories	**ᐊᖑᓇᓱᒃᑏᑦ ᑭᐅᓂᖏᑦ ᐊᒻᒍᕐᓯᒪᓂᖏᑦ**	**Angunahukpaktun Kiujait**													
Monthly hunter list	ᑕᕝᕕᒫᑦ ᐊᖑᓇᓱᒃᑏᑦ	Tatkitaman angunahuktut titigait	336	334	336	336	336	335	333	332	331	331	329	332	347*
Interview list	ᐊᐱᕐᓱᕋᓐᓴᐃᑦ	Apikiktan	219	217	219	219	219	217	215	213	212	212	210	212	226*
Hunters interviewed	ᐊᖑᓇᓱᒃᑏᑦ ᐊᐱᕐᓱᑦ	Angunahuktin apikhuktan	196	217	219	219	219	209	208	208	191	188	185	187	223*
Harvested	ᐊᖑᓇᓱᒃᑐᒥᓃᑦ	Angujaujut	13	39	35	11	35	18	8	2	5	8	18	40	97*
Response Rate (%)	ᑭᐅᔪᑦ ᖃᑦᓯᐅᓂᖏᑦ (%)	Kiujut (%)	89	100	100	100	100	96	97	98	90	89	88	88	95**

* Hunters registered/on interview list/interviewed/harvested at least once during the year.
** Mean monthly response rate.

* ᐊᖑᓇᓱᒃᑏᑦ ᐊᑎᓕᐅᕐᒪᔪᑦ/ᐊᐱᕐᓱᕋᓐᓴᑦᑐᑦ/ᐊᐱᕐᓱᑦ/ᐊᖑᓇᓱᒃᑐᒥᓃᑦ ᐊᑕᐅᓯᐊᕐᓗᖅ ᐊᑐᑎᒃ ᐊᒻᕐᒍᒥ.
** ᐊᔾᔨᒌᓕᕐᑎᓯᒪᔪᑦ ᑕᕝᕕᒫᑦ ᑭᐅᔪᑦ.

* Angunahuktin atiliukhimajut/apikhiktaujukhat/apikhiktaunikut/anguhimajut talvani ukiumi.
** Talvani angunahuknami kiujutaumajut.

TABLE/ᓇᓗᓇᐃᔭᐅᑦ/NAUNAIKUTA 369

Recall period between harvest and interview, expressed as % of total harvest records — **Year 2 (June 1997 - May 1998)**

ᐅᑎᕐᕕᐅᔪᑦ ᐊᑯᕐᖓᓂ ᐊᖑᓇᓱᒃᓂᖓᑕ ᐊᒻᒪᓗ ᐊᐱᕐᓱᕐᑕᐅᓂᖓᑕ, ᓇᓗᓇᐃᕐᑕᑦ ᐃᒫᒃ % ᑲᑎᑦᑐᑦ ᐊᖑᓇᓱᒃᑕᑦ ᑎᑎᕐᑕᐅᒪᔪᑦ — **ᐊᒻᕐᒍ 2 (ᔪᓂ 1997 - ᒪᐃ 1998)**

Itkaumajaujut angunahuktunun apihijauvaktunutlu, kanuk amigaitiginit tamakiklugin angujauhimajut — **Ukiunga 2 (June 1997 - May 1998)**

Month/ᑕᕝᕕᖓ/Tatkia			JUN ᔪᓂ	JUL ᔪᓚᐃ	AUG ᐊᐅᒻᒍᑎ	SEP ᓱᑎᒻᐱᓇ	OCT ᐅᑦᑐᐱᓇ	NOV ᓄᓇᒻᐱᓇ	DEC ᑏᓯᒻᐱᓇ	JAN ᒎᖕᓄᐊᓇ	FEB ᓈᕝᕗᐊᓇ	MAR ᒫᕐᓯ	APR ᐃᕐᓇᓕ	MAY ᒪᐃ	Total ᑲᑎᑦᑐᑦ Tamakiklugin
Recall Period	**ᐅᑎᕐᕕᐅᔪᑦ**	**Pigiakvia**													
≤ 3 months	≤ 3 ᑕᕝᕕᑦ	≤ tatkin pingahut	100	0	55	100	100	29	100	100	0	50	100	98	68
4-6 months	4-6 ᑕᕝᕕᑦ	tatkin hitaman 6nut	0	100	45	0	0	71	0	0	100	50	0	2	32
> 6 months	> 6 ᑕᕝᕕᑦ	> 6 tatkin	0	0	0	0	0	0	0	0	0	0	0	0	0

TABLE/ᓇᓗᓇᐃᔭᐅᑦ/NAUNAIKUTA 370

Number of hunters harvesting each species — **Year 2 (June 1997 - May 1998)**

ᖃᑦᓯᐅᓂᖏᑦ ᐊᖑᓇᓱᒃᑏᑦ ᐊᖑᓇᓱᒃᐸᑦᑐᑦ ᐊᑐᓂᒃ ᐆᒪᔪᕐᓂᒃ — **ᐊᒡᕐᒍ 2 (ᔫᓂ 1997 - ᒪᐃ 1998)**

Amigaitiginigin angunahukpaktun anguvaktaitlu kanugitugiagin — **Ukiunga 2 (June 1997 - May 1998)**

6.2.3

Month/ᑕᕝᕙᖓ/Tatkia			JUN ᔫᓂ	JUL ᔪᓚᐃ	AUG ᐊᐅᒡᒍᑎ	SEP ᓱᑎᒡᐱᓇ	OCT ᐅᑦᑐᐱᓇ	NOV ᓄᓇᒡᐱᓇ	DEC ᑏᓯᒡᐱᓇ	JAN ᒎᓐᓄᐊᓇ	FEB ᓈᕝᕗᐊᓇ	MAR ᒪᑦᓯ	APR ᐃᑦᓇᓕ	MAY ᒪᐃ	Total ᑲᑎᑦᑐᑦ Tamakiklugin
Species	**ᐆᒪᔪᑦ**	**Umajuin**													
Caribou	ᑐᒃᑐᐃᑦ	Tuktut	1	16	23	8	13	5	2		1	5	17	25	58
Musk-ox	ᐅᒥᒃᒪᐃᑦ	Umingmait			1		1	1							2
Polar bear#	ᓇᓄᐃᑦ#	Nanuit#	n/d	n/d	n/d	n/d	n/d	n/d	n/d	n/d	n/d	n/d	n/d	n/d	n/d
Wolf	ᐊᒪᕈᐃᑦ	Amagut					1						2	2	5
Arctic fox	ᑎᓇᒐᓐᓂᐊᑦ	Tigiganiat					1				2	2	1		5
Wolverine	ᖃᑉᐃᑦ	Kalvik						1						1	2
Arctic hare	ᐅᑲᓖᑦ	Ukalik				1	3							1	5
Seals (unspecified)	ᓯᖅᑯᓖᑦ	Natiit	5												5
Ringed seal	ᓇᑦᓱᑦ	Natiinat	10	24	2		5	4	3		3	2	1	4	33
Bearded seal	ᐅᒡᔪᐃᑦ	Ukyuk												1	1
Snow goose	ᑲᖑᐃᑦ	Kanguq	2	1											3
Canada goose	ᓂᑉᓖᑦ ᐅᓗᐊᒍᑦᓖᑦ	Nikliknik		2										2	4
Eider duck	ᒥᑏᑦ	Kingalik												1	1
Ptarmigan	ᐊᕿᒡᒋᑦ	Akilgik				1								2	3
Arctic char	ᐃᖃᓗᒃᐱᑦ	Ikaliviit	5	22	21	5	10	2						12	53
Lake trout	ᐃᓱᑉᐃᑦ	Ikalukpik			2	1	11	1	6			2	6	22	35
Whitefish	ᑲᐱᓯᓖᑦ	Kapihiliit	1	9	3	1	17	11		2					32

‡‡ No data are available corresponding to the harvest numbers shown in the harvest estimates table which were provided by DSD.

‡‡ ᑎᑎᕋᓯᒪᔪᓂᒃ ᐱᑕᖃᖅᑕᕐᖃ ᐱᔾᔪᑎᓕᖅᓂᒃ ᐊᖑᔭᑦ ᖃᑦᓯᐅᓂᖏᖅᓄᑦ ᐊᓚᒃᑲᒪᔪᓄᑦ ᐊᖑᔭᓄᑦ ᓇᓚᐅᑦᑐᕐᑎᓂ ᑐᓂᔭᖏᖅᓂ ᐃᑯᐱᕐᕕᓕᕆᔨᑦ.

‡‡ Nahagauhimaitut titigakhimajunik pitman kanuk angujaukatakhimajunik kanukitunit pijaumajut ikupiktulikijinik.

TABLE/ᓇᓗᓇᐃᔭᐅᑦ/NAUNAIKUTA 371

Monthly harvest estimates
ᑕᕿᑕᒫᑦ ᐊᖑᔭᓄᑦ ᓇᓚᐅᑦᓵᕈᑏᑦ
Tatkiktaman nahaktauvaktun

Year 3 (June 1998 - May 1999)
ᐊᒻᕿᒍ 3 (ᔫᓂ 1998 - ᒪᐃ 1999)
Ukiunga 3 (June 1998 - May 1999)

Month/ᑕᕿᖓ/Tatkia			JUN ᔫᓂ	JUL ᔪᓚᐃ	AUG ᐊᐅᒻᒍᑎ	SEP ᓱᑎᒻᐱᓇ	OCT ᐅᑦᑐᐱᓇ	NOV ᓄᓇᒻᐱᓇ	DEC ᑏᓯᒻᐱᓇ	JAN ᒎᖕᓄᐊᓇ	FEB ᓈᕐᖑᐊᓇ	MAR ᒪᕐᓯ	APR ᐃᑦᓇᓕ	MAY ᒪᐃ	Total ᑲᑎᑦᑐᒋᑦ Tamakiklugin ± 95% CI
Species	**ᐆᒪᔪᑦ**	**Umajuin**													
Caribou	ᑐᒃᑐᐃᑦ	Tuktut	15	46	134	39	5	67	32	27	10	24	127	119	645 ± 144
Musk-ox	ᐅᒥᒃᒪᐃᑦ	Umingmait		6	4			4	5		2	2			23 ± 15
Polar bear‡	ᓇᓄᐃᑦ‡	Nanuit‡							4						
Wolf	ᐊᒪᕈᐃᑦ	Amagut											3	3	6 ± 5
Arctic fox	ᑎᓇᒐᖕᓂᐊᑦ	Tigiganiat						1							1 ± 1
Arctic hare	ᐅᑲᓖᑦ	Ukalik							1						1 ± 1
Seals (unspecified)	ᓱᖅᑯᓖᑦ	Natiit	19					11	2						32 ± 24
Ringed seal	ᓇᑦᓱᑦ	Natiinat											4	17	21 ± 13
Bearded seal	ᐅᒃᔪᐃᑦ	Ukyuk												3	3 ± 3
Harp seal	ᖃᐃᕈᓖᑦ	Qairulik												4	4 ± 5
Snow goose	ᑲᖑᐃᑦ	Kanguq	15										9	47	71 ± 61
Canada goose	ᓂᑦᓖᑦ ᐅᓗᐊᒍᑦᓖᑦ	Nikliknik											9	78	87 ± 90
Eider duck	ᒥᑏᑦ	Kingalik	15												15 ± 26
Ptarmigan	ᐊᕿᒻᒋᑦ	Akilgik										4			4 ± 5
Goose eggs	ᑲᖑᐃᑦ ᒪᖕᓂᖏᑦ	Uluaguliit manniit												673	673 ± 1,001
Arctic char	ᐃᖃᓗᒃᐱᑦ	Ikaliviit	343	2,348	431		277	3,234	700	381	2	271	797	484	9,268 ± 3,656
Lake trout	ᐃᓱᕋᐃᑦ	Ikalukpik	47	17				381	70		101		606	284	1,506 ± 458
Whitefish	ᑲᕕᓯᓖᑦ	Kapihiliit						2,234	459	346	381			29	3,449 ± 1,303
Least cisco	ᒥᑭᓂᖅᑦ ᑲᕕᓯᓖᑦ	Eetuuk						47							47 ± 36

‡ Polar bear data supplied by DSD.

‡ ᓇᓄᑦᓄᑦ ᑎᑎᕋᑦᑕᒪᔪᑦ ᑐᓂᔭᖅᑦ ᐅᑯᐊ ᐃᑯᐱᕐᕕᓕᕆᔨᑦ.

‡ Nanuin nahagaumajut pijauhimajut Ikupiktulikijinik.

6.2.3

TABLE/ᓇᓗᓇᐃᔭᐅᑦ/NAUNAIKUTA 372

Monthly hunter response — **Year 3 (June 1998 - May 1999)**

ᑕᕿᑕᒫᑦ ᐊᖑᓇᓱᒃᑏᑦ ᑭᐅᓂᖏᑦ — **ᐊᒻᕐᒍ 3 (ᔪᓂ 1998 - ᒪᐃ 1999)**

Tatkiktaman pijauhimajut angunahuktinun — **Ukiunga 3 (June 1998 - May 1999)**

Month/ᑕᕿᖓ/Tatkia			JUN ᔪᓂ	JUL ᔪᓚᐃ	AUG ᐊᐅᒻᒍᑎ	SEP ᓱᑎᒻᐱᓇ	OCT ᐅᑦᑐᐱᓇ	NOV ᓄᓇᒻᐱᓇ	DEC ᑏᓯᒻᐱᓇ	JAN ᒎᓐᓄᐊᓇ	FEB ᓈᕝᕗᐊᓇ	MAR ᒫᕐᓯ	APR ᐃᕐᓇᓕ	MAY ᒪᐃ	Total ᑲᑎᑦᑐᑎᑦ Tamakiklugin
Hunter Response Categories	**ᐊᖑᓇᓱᒃᑏᑦ ᑭᐅᓂᖏᑦ ᐊᒻᒍᕐᓯᒪᓂᖏᑦ**	**Angunahukpaktun Kiujait**													
Monthly hunter list	ᑕᕿᑕᒫᑦ ᐊᖑᓇᓱᒃᑏᑦ	Tatkitaman angunahuktut titigait	331	329	328	329	330	328	327	325	325	329	326	323	337*
Interview list	ᐊᐱᕐᓱᕋᓐᓴᐃᑦ	Apikiktan	211	209	208	209	210	208	207	205	205	209	206	204	217*
Hunters interviewed	ᐊᖑᓇᓱᒃᑏᑦ ᐊᐱᕐᓱᑦᑕᑦ	Angunahuktin apikhuktan	145	141	144	140	139	200	200	173	174	170	165	155	212*
Harvested	ᐊᖑᓇᓱᒃᑐᒥᓃᑦ	Angujaujut	7	6	6	3	1	35	12	4	5	6	26	37	78*
Response Rate (%)	ᑭᐅᔪᑦ ᖃᑦᓯᐅᓂᖏᑦ (%)	Kiujut (%)	69	67	69	67	66	96	97	84	85	81	80	76	78**

* Hunters registered/on interview list/interviewed/harvested at least once during the year.
** Mean monthly response rate.

* ᐊᖑᓇᓱᒃᑏᑦ ᐊᑎᓕᐅᕐᓯᒪᔪᑦ/ᐊᐱᕐᓱᕋᓐᓴᑦᑐᑦ/ᐊᐱᕐᓱᑦᑕᑦ/ᐊᖑᓇᓱᒃᑐᒥᓃᑦ ᐊᑕᐅᓯᐊᕐᓗᖅ ᐊᑦᑐᑎᒃ ᐊᒻᕐᒍᒥ.
** ᐊᒃᐅᓱᓕᑎᓯᒪᔪᑦ ᑕᕿᑕᒫᑦ ᑭᐅᔪᑦ.

* Angunahuktin atiliukhimajut/apikhiktaujukhat/apikhiktaunikut/anguhimajut talvani ukiumi.
** Talvani angunahuknami kiujutaumajut.

TABLE/ᓇᓗᓇᐃᔭᐅᑦ/NAUNAIKUTA 373

Recall period between harvest and interview, expressed as % of total harvest records — **Year 3 (June 1998 - May 1999)**

ᐅᑎᕐᕕᐅᔪᑦ ᐊᑯᕐᖓᓂ ᐊᖑᓇᓱᒃᓂᖓᑕ ᐊᒻᒪᓗ ᐊᐱᕐᓱᕐᑕᐅᓂᖓᑕ, ᓇᓗᓇᐃᕐᑕᑦ ᐃᒫᒃ % ᑲᑎᑦᑐᑎᑦ ᐊᖑᓇᓱᒃᑕᑦ ᑎᑎᕋᕐᑕᐅᒪᔪᑦ — **ᐊᒻᕐᒍ 3 (ᔪᓂ 1998 - ᒪᐃ 1999)**

Itkaumajaujut angunahuktunun apihijauvaktunutlu, kanuk amigaitiginit tamakiklugin angujauhimajut — **Ukiunga 3 (June 1998 - May 1999)**

Month/ᑕᕿᖓ/Tatkia			JUN ᔪᓂ	JUL ᔪᓚᐃ	AUG ᐊᐅᒻᒍᑎ	SEP ᓱᑎᒻᐱᓇ	OCT ᐅᑦᑐᐱᓇ	NOV ᓄᓇᒻᐱᓇ	DEC ᑏᓯᒻᐱᓇ	JAN ᒎᓐᓄᐊᓇ	FEB ᓈᕝᕗᐊᓇ	MAR ᒫᕐᓯ	APR ᐃᕐᓇᓕ	MAY ᒪᐃ	Total ᑲᑎᑦᑐᑎᑦ Tamakiklugin
Recall Period	**ᐅᑎᕐᕕᐅᔪᑦ**	**Pigiakvia**													
≤ 3 months	≤ 3 ᑕᕿᑦ	≤ tatkin pingahut	100	54	62	75	100	100	100	100	100	100	8	6	57
4-6 months	4-6 ᑕᕿᑦ	tatkin hitaman 6nut	0	46	38	25	0	0	0	0	0	0	25	94	31
> 6 months	> 6 ᑕᕿᑦ	> 6 tatkin	0	0	0	0	0	0	0	0	0	0	67	0	12

TABLE/ᓇᓗᓇᐃᔭᐅᑦ/NAUNAIKUTA 374

Number of hunters harvesting each species — **Year 3 (June 1998 - May 1999)**

ᖃᑦᓯᐅᓂᖏᑦ ᐊᖑᓇᓱᒃᑏᑦ ᐊᖑᓇᓱᒃᐸᑦᑐᑦ ᐊᑐᓂᒃ ᐆᒪᔪᑦᓂᒃ — **ᐊᒡᕐᒍ 3 (ᔫᓂ 1998 - ᒪᐃ 1999)**

Amigaitiginigin angunahukpaktun anguvaktaitlu kanugitugiagin — **Ukiunga 3 (June 1998 - May 1999)**

Month/ᑕᕝᕙᖓ/Tatkia			JUN ᔫᓂ	JUL ᔪᓚᐃ	AUG ᐊᐅᒡᒍᑎ	SEP ᓱᑎᒡᐱᓇ	OCT ᐅᑦᑐᐱᓇ	NOV ᓄᓇᒡᐱᓇ	DEC ᑏᓯᒡᐱᓇ	JAN ᒃᑯᓄᐊᓇ	FEB ᓈᕝᕗᐊᓇ	MAR ᒪᕐᓯ	APR ᐃᑦᓇᓕ	MAY ᒪᐃ	Total ᑲᑎᑦᑐᑦ Tamakiklugin
Species	**ᐆᒪᔪᑦ**	**Umajuin**													
Caribou	ᑐᒃᑐᐃᑦ	Tuktut	2	6	5	3	1	11	4	2	2	3	19	16	40
Musk-ox	ᐅᒥᒃᒪᐃᑦ	Umingmait		1	1			2	1		1	1			5
Polar bear#	ᓇᓄᐃᑦ#	Nanuit#	n/d	n/d	n/d	n/d	n/d	n/d	n/d	n/d	n/d	n/d	n/d	n/d	n/d
Wolf	ᐊᒪᕈᐃᑦ	Amagut											1	2	3
Arctic fox	ᑎᓇᒐᓐᓂᐊᑦ	Tigiganiat						1							1
Arctic hare	ᐅᑲᓖᑦ	Ukalik							1						1
Seals (unspecified)	ᓯᖅᑯᓖᑦ	Natiit	2					3	1						6
Ringed seal	ᓇᑦᓱᑦ	Natiinat											3	4	7
Bearded seal	ᐅᒃᔪᐃᑦ	Ukyuk												1	1
Harp seal	ᖃᐃᕈᓖᑦ	Qairulik												1	1
Snow goose	ᑲᖑᐃᑦ	Kanguq	1										1	2	4
Canada goose	ᓂᑦᓖᑦ ᐅᓗᐊᒍᓖᑦ	Nikliknik											1	2	3
Eider duck	ᒥᑏᑦ	Kingalik	1												1
Ptarmigan	ᐊᕿᒡᑏᑦ	Akilgik										1			1
Goose eggs	ᑲᖑᐃᑦ ᒪᓐᓂᖏᑦ	Uluaguliit manniit												1	1
Arctic char	ᐃᖃᓗᒃᐱᑦ	Ikaliviit	6	4	2		1	19	4	1	1	1	4	15	43
Lake trout	ᐃᓱᕋᐃᑦ	Ikalukpik	2	1				9	1		1		10	6	24
Whitefish	ᑲᕕᓯᓖᑦ	Kapihiliit						10	2	1	1			1	13
Least cisco	ᒥᑭᓂᖅᑦ ᑲᕕᓯᓖᑦ	Eetuuk						1							1

‡‡ No data are available corresponding to the harvest numbers shown in the harvest estimates table which were provided by DSD.

‡‡ ᑎᑎᕋᓯᒪᔪᓂᒃ ᐱᑕᖃᖅᑐᑦᑐᖅ ᐱᒃᔪᑎᓕᖅᓂᒃ ᐊᖑᔭᑦ ᖃᑦᓯᐅᓂᖏᖅᓄᑦ ᐊᓚᒃᑲᐅᒪᔪᓄᑦ ᐊᖑᔭᓄᑦ ᓇᓚᐅᑦᓱᕈᑎᓂ ᑐᓂᔭᖏᖅᓂ ᐃᑯᐱᕐᕕᓕᓇᓘᑦ.

‡‡ Nahagauhimaitut titigakhimajunik pitman kanuk angujaukatakhimajunik kanukitunit pijaumajut ikupiktulikijinik.

TABLE/ᓇᓗᓇᐃᔭᐅᑦ/NAUNAIKUTA 375

Monthly harvest estimates
ᑕᕝᕕᒫᑦ ᐊᖑᔭᓄᑦ ᓇᓚᐅᑦᓴᕈᑏᑦ
Tatkiktaman nahaktauvaktun

Year 4 (June 1999 - May 2000)
ᐊᒻᕐᒍ 4 (ᔫᓂ 1999 - ᒪᐃ 2000)
Ukiunga 4 (June 1999 - May 2000)

6.2.3

Month/ᑕᕝᕕᖓ/Tatkia			JUN ᔫᓂ	JUL ᔪᓚᐃ	AUG ᐊᐅᒻᒧᑦᑎ	SEP ᓱᑎᒻᐱᓇ	OCT ᐅᑦᑐᐱᓇ	NOV ᓄᓇᒻᐱᓇ	DEC ᑏᓯᒻᐱᓇ	JAN ᒨᓐᓄᐊᓇ	FEB ᓈᕝᕗᐊᓇ	MAR ᒪᕐᓯ	APR ᐃᑦᓇᓕ	MAY ᒪᐃ	Total ᑲᑎᑦᑐᒋᑦ Tamakiklugin ± 95% CI
Species	**ᐆᒪᔪᑦ**	**Umajuin**													
Caribou	ᑐᒃᑐᐃᑦ	Tuktut	48	30	123	50	35	4	21		28	31	69	163	602 ± 101
Musk-ox	ᐅᒥᒃᒪᐃᑦ	Umingmait					2		4	5	3	23	3		40 ± 17
Polar bear‡	ᓇᓄᐃᑦ‡	Nanuit‡						1	3						
Tundra grizzly	ᐊᑦᓚᐃᑦ	Akhait												2	2 ± 3
Wolf	ᐊᒪᕈᐃᑦ	Amagut										4	9	4	17 ± 12
Arctic fox	ᑎᓇᒪᓐᓂᐊᑦ	Tigiganiat									16	12		2	30 ± 16
Wolverine	ᖃᑦᕕᑦ	Kalvik										2			2 ± 3
Arctic hare	ᐅᑲᓖᑦ	Ukalik											2		2 ± 3
Seals (unspecified)	ᓯᖅᑯᓖᑦ	Natiit									24	6	3	13	46 ± 18
Ringed seal	ᓇᑦᓱᑦ	Natiinat	33	3	3	2		6	3						50 ± 24
Bearded seal	ᐅᒻᔪᐃᑦ	Ukyuk	2											10	12 ± 8
Snow goose	ᑲᖑᐃᑦ	Kanguq	107	87	36										230 ± 126
Canada goose	ᓂᑦᓖᑦ ᐅᓗᐊᒍᓖᑦ	Nikliknik	71											4	75 ± 89
White-fronted goose	ᓂᑦᓖᑦ	Nirlivik												4	4 ± 4
Eider duck	ᒥᑏᑦ	Kingalik	24	2	9										35 ± 37
Ptarmigan	ᐊᕿᒻᒋᑦ	Akilgik									1	36			37 ± 29
Arctic char	ᐃᖃᓗᒃᐲᑦ	Ikaliviit	1,762	2,322	3,195	837	647	3,063	900		1,330	404	238	21	14,719 ± 3,079
Lake trout	ᐃᓱᒪᕋᐃᑦ	Ikalukpik	247	1,139	313	134	901	520	140	32	75	308	360	415	4,584 ± 1,354
Whitefish	ᑲᕕᓯᓖᑦ	Kapihiliit		218			2,082	380							2,680 ± 1,389

‡ Polar bear data supplied by DSD.

‡ ᓇᓄᑦᓄ ᑎᑎᕋᑕᐅᒪᔪᑦ ᑐᓂᒃᑯᑦ ᐅᑯᐊ ᐃᑯᐱᕐᕕᓕᕆᔨᑦ.

‡ Nanuin nahagaumajut pijauhimajut Ikupiktulikijinik.

TABLE/ᓇᓗᓇᐃᔭᐅᑦ/NAUNAIKUTA 376

Monthly hunter response — **Year 4 (June 1999 - May 2000)**

ᑕᕿᑖᒪᑦ ᐊᖑᓇᓱᒃᑏᑦ ᑭᐅᓂᖏᑦ — **ᐊᒻᕋᒍ 4 (ᔫᓂ 1999 - ᒪᐃ 2000)**

Tatkiktaman pijauhimajut angunahuktinun — **Ukiunga 4 (June 1999 - May 2000)**

Month/ᑕᕿᖓ/Tatkia			JUN ᔫᓂ	JUL ᔪᓚᐃ	AUG ᐊᐅᒻᒍᑎ	SEP ᓱᑎᒻᐱᓇ	OCT ᐅᑑᐱᓇ	NOV ᓄᓇᒻᐱᓇ	DEC ᑏᓯᒻᐱᓇ	JAN ᒣᓐᓄᐊᓇ	FEB ᓈᕝᐅᐊᓇ	MAR ᒫᕐᓯ	APR ᐃᕐᓇᓕ	MAY ᒪᐃ	Total ᑲᑎᑦᑐᒋᑦ Tamakiklugin
Hunter Response Categories	**ᐊᖑᓇᓱᒃᑏᑦ ᑭᐅᓂᖏᑦ ᐊᒻᒍᕐᓯᒪᓂᖏᑦ**	**Angunahukpaktun Kiujait**													
Monthly hunter list	ᑕᕿᑖᒪᑦ ᐊᖑᓇᓱᒃᑏᑦ	Tatkitaman angunahuktut titigait	325	326	326	319	317	316	322	325	330	334	333	332	344*
Interview list	ᐊᐱᕐᓱᕐᓵᐃᑦ	Apikiktan	205	206	206	199	197	196	202	205	210	214	213	212	224*
Hunters interviewed	ᐊᖑᓇᓱᒃᑏᑦ ᐊᐱᕐᓱᑦ	Angunahuktin apikhuktan	157	158	155	153	152	165	201	194	188	193	182	148	209*
Harvested	ᐊᖑᓇᓱᒃᑐᒥᓃᑦ	Angujaujut	42	23	33	15	25	7	17	3	17	29	23	32	110*
Response Rate (%)	ᑭᐅᔪᑦ ᖃᑦᓯᐅᓂᖏᑦ (%)	Kiujut (%)	77	77	75	77	77	84	100	95	90	90	85	70	83**

* Hunters registered/on interview list/interviewed/harvested at least once during the year.
** Mean monthly response rate.

* ᐊᖑᓇᓱᒃᑏᑦ ᐊᑎᓕᐅᔪᒪᔪᑦ/ᐊᐱᕐᓱᕐᓵᓃᑦᑐᑦ/ᐊᐱᕐᓱᑦᑕᑦ/ᐊᖑᓇᓱᒃᑐᒥᓃᑦ ᐊᑕᐅᓯᐊᕐᓗᖅ ᐊᑐᑎᒃ ᐊᒻᕋᒥ.
** ᐊᒃᐅᑦᓕᑎᓯᒪᔪᑦ ᑕᕿᑖᒪᑦ ᑭᐅᔪᑦ.

* Angunahuktin atiliukhimajut/apikhiktaujukhat/apikhiktaunikut/anguhimajut talvani ukiumi.
** Talvani angunahuknami kiujutaumajut.

TABLE/ᓇᓗᓇᐃᔭᐅᑦ/NAUNAIKUTA 377

Recall period between harvest and interview, expressed as % of total harvest records — **Year 4 (June 1999 - May 2000)**

ᐅᑎᕐᕕᐅᔪᑦ ᐊᑯᕐᖓᓂ ᐊᖑᓇᓱᒃᓂᖓᑕ ᐊᒻᒪᓗ ᐊᐱᕐᓱᕐᑕᐅᓂᖓᑕ, ᓇᓗᓇᐃᕐᑕᑦ ᐃᒫᒃ % ᑲᑎᑦᑐᒋᑦ ᐊᖑᓇᓱᒃᑕᑦ ᑎᑎᕐᕕᑕᐅᒪᔪᑦ — **ᐊᒻᕋᒍ 4 (ᔫᓂ 1999 - ᒪᐃ 2000)**

Itkaumajaujut angunahuktunun apihijauvaktunutlu, kanuk amigaitiginit tamakiklugin angujauhimajut — **Ukiunga 4 (June 1999 - May 2000)**

Month/ᑕᕿᖓ/Tatkia			JUN ᔫᓂ	JUL ᔪᓚᐃ	AUG ᐊᐅᒻᒍᑎ	SEP ᓱᑎᒻᐱᓇ	OCT ᐅᑑᐱᓇ	NOV ᓄᓇᒻᐱᓇ	DEC ᑏᓯᒻᐱᓇ	JAN ᒣᓐᓄᐊᓇ	FEB ᓈᕝᐅᐊᓇ	MAR ᒫᕐᓯ	APR ᐃᕐᓇᓕ	MAY ᒪᐃ	Total ᑲᑎᑦᑐᒋᑦ Tamakiklugin
Recall Period	**ᐅᑎᕐᕕᐅᔪᑦ**	**Pigiakvia**													
≤ 3 months	≤ 3 ᑕᕿᑦ	≤ tatkin pingahut	13	49	100	100	100	100	100	100	100	100	100	100	84
4-6 months	4-6 ᑕᕿᑦ	tatkin hitaman 6nut	87	51	0	0	0	0	0	0	0	0	0	0	16
> 6 months	> 6 ᑕᕿᑦ	> 6 tatkin	0	0	0	0	0	0	0	0	0	0	0	0	0

TABLE/ᓇᓗᓇᐃᔭᐅᑦ/NAUNAIKUTA 378

Number of hunters harvesting each species — **Year 4 (June 1999 - May 2000)**

ᖃᑦᓯᐅᓂᖏᑦ ᐊᖑᓇᓱᒃᑏᑦ ᐊᖑᓇᓱᒃᐸᑦᑐᑦ ᐊᑐᓂᒃ ᐆᒪᔪᑦᓂᒃ — **ᐊᒡᕐᒍ 4 (ᔫᓂ 1999 - ᒪᐃ 2000)**

Amigaitiginigin angunahukpaktun anguvaktaitlu kanugitugiagin — **Ukiunga 4 (June 1999 - May 2000)**

6.2.3

Month/ᑕᕝᕙᖓ/Tatkia			JUN ᔫᓂ	JUL ᔪᓚᐃ	AUG ᐊᐅᒡᒍᑎ	SEP ᓱᑎᒡᐱᕆ	OCT ᐅᑦᑐᐱᕆ	NOV ᓄᓇᒡᐱᕆ	DEC ᑏᓯᒡᐱᕆ	JAN ᒨᓐᓄᐊᕆ	FEB ᓈᕝᕗᐊᕆ	MAR ᒪᕐᓯ	APR ᐃᑦᕆᓕ	MAY ᒪᐃ	Total ᑲᑎᑦᑐᑦ Tamakiklugin
Species	**ᐆᒪᔪᑦ**	**Umajuin**													
Caribou	ᑐᒃᑐᐃᑦ	Tuktut	10	5	20	7	6	2	6		8	8	16	20	57
Musk-ox	ᐅᒥᒃᒪᐃᑦ	Umingmait					1		2	2	1	6	1		13
Polar bear#	ᓇᓄᐃᑦ#	Nanuit#	n/d	n/d	n/d	n/d	n/d	n/d	n/d	n/d	n/d	n/d	n/d	n/d	n/d
Tundra grizzly	ᐊᑦᓚᐃᑦ	Akhait												1	1
Wolf	ᐊᒪᕈᐃᑦ	Amagut										3	2	1	5
Arctic fox	ᑎᓇᒐᓐᓂᐊᑦ	Tigiganiat									3	1		1	4
Wolverine	ᖃᑉᕕᑦ	Kalvik										1			1
Arctic hare	ᐅᑲᓖᑦ	Ukalik											1		1
Seals (unspecified)	ᓯᖅᑯᓖᑦ	Natiit									3	3	1	4	8
Ringed seal	ᓇᑦᓱᑦ	Natiinat	9	2	2	1		1	2						16
Bearded seal	ᐅᒡᔪᐃᑦ	Ukyuk	1											4	5
Snow goose	ᑲᖑᐃᑦ	Kanguq	4	1	2										7
Canada goose	ᓂᑦᓖᑦ ᐅᓗᐊᒍᓖᑦ	Nikliknik	3											2	5
White-fronted goose	ᓂᑦᓖᑦ	Nirlivik												2	2
Eider duck	ᒥᑏᑦ	Kingalik	1	1	1										3
Ptarmigan	ᐊᕿᒡᒋᑦ	Akilgik									1	4			5
Arctic char	ᐃᖃᓗᒃᐲᑦ	Ikaliviit	20	15	16	3	5	5	3		4	4	1	2	53
Lake trout	ᐃᓱᖁᐃᑦ	Ikalukpik	6	4	6	4	14	2	6	1	2	9	14	19	59
Whitefish	ᑲᕕᓯᓖᑦ	Kapihiliit		3			6	1							9

No data are available corresponding to the harvest numbers shown in the harvest estimates table which were provided by DSD.

ᑎᑎᕋᓯᒪᔪᓂᒃ ᐱᑕᖃᖅᕿᑦᑐᖅ ᐱᒃᔪᑎᓕᖅᓂᒃ ᐊᖑᔭᑦ ᖃᓯᐅᓂᖅᕿᖅᓄᑦ ᐊᓚᒃᑲᐅᒪᔪᓄᑦ ᐊᖑᔭᓄᑦ ᓇᓚᐅᑦᓴᕈᑎᓂ ᑐᓂᔭᕿᖅᓂ ᐃᑯᐱᕐᕕᓕᕆᔨᑦ.

Nahagauhimaitut titigakhimajunik pitman kanuk angujaukatakhimajunik kanukitunit pijaumajut ikupiktulikijinik.

TABLE/ᓇᓗᓇᐃᔭᐅᑦ/NAUNAIKUTA 379

Monthly harvest estimates
ᑕᕝᕕᒫᑦ ᐊᖑᔭᓄᑦ ᓇᓚᐅᑦᓵᕈᑏᑦ
Tatkiktaman nahaktauvaktun

Year 5 (June 2000 - May 2001)
ᐊᒻᕐᒍ 5 (ᔫᓂ 2000 - ᒪᐃ 2001)
Ukiunga 5 (June 2000 - May 2001)

Month/ᑕᕝᕕᖓ/Tatkia			JUN ᔫᓂ	JUL ᔪᓚᐃ	AUG ᐊᐅᒻᒍᑎ	SEP ᓱᑎᒻᐱᓇ	OCT ᐅᑦᑐᐱᓇ	NOV ᓄᓇᒻᐱᓇ	DEC ᑏᓯᒻᐱᓇ	JAN ᒎᖕᓄᐊᓇ	FEB ᓈᕝᕗᐊᓇ	MAR ᒫᕐᓯ	APR ᐃᑦᓇᓕ	MAY ᒪᐃ	Total ᑲᑎᑦᑐᒋᑦ Tamakiklugin ± 95% CI
Species	**ᐆᒪᔪᑦ**	**Umajuin**													
Caribou	ᑐᒃᑐᐃᑦ	Tuktut	96	4	16	32	125	16	13	7	11	5	14	59	398 ± 107
Musk-ox	ᐅᒥᒃᒪᐃᑦ	Umingmait					1						3		4 ± 1
Polar bear‡	ᓇᓄᐃᑦ‡	Nanuit‡							2						
Wolf	ᐊᒪᕈᐃᑦ	Amagut										1	1		2 ± 1
Arctic fox	ᑎᓇᒐᓐᓂᐊᑦ	Tigiganiat									2	1			3 ± 3
Arctic hare	ᐅᑲᓖᑦ	Ukalik									1		1		2 ± 1
Seals (unspecified)	ᓱᖅᑯᓖᑦ	Natiit	26												26 ± 23
Ringed seal	ᓇᑦᓱᑦ	Natiinat	12	1	1		3	6		5				9	37 ± 13
Bearded seal	ᐅᒃᔪᐃᑦ	Ukyuk	2												2 ± 4
Harp seal	ᖃᐃᕈᓖᑦ	Qairulik	26												26 ± 24
Geese (unspecified)	ᓂᑦᓖᑦ	Kanguk	2												2 ± 4
Snow goose	ᑲᖑᐃᑦ	Kanguq	527	2	12	2								193	736 ± 314
Canada goose	ᓂᑦᓖᑦ ᐅᓗᐊᒍᓖᑦ	Nikliknik	66			4								11	81 ± 47
White-fronted goose	ᓂᑦᓖᑦ	Nirlivik	25												25 ± 35
Eider duck	ᒥᑏᑦ	Kingalik	35											8	43 ± 25
Ptarmigan	ᐊᕿᒻᒋᑦ	Akilgik	28				9								37 ± 43
Goose eggs	ᑲᖑᐃᑦ ᒪᓐᓂᖏᑦ	Uluaguliit manniit	91											927	1,018 ± 1,263
Duck eggs	ᒥᑏᑦ ᒪᓐᓂᖏᑦ	Tinmiat manniit	156												156 ± 219
Arctic char	ᐃᖃᓗᒃᐱᑦ	Ikaliviit	214	221	676	349	245	329	688		63		33	655	3,473 ± 831
Lake trout	ᐃᓱᕋᐃᑦ	Ikalukpik	1,951	172	125	1		1,025	511	44		245	22	95	4,191 ± 1,071
Whitefish	ᑲᐱᓯᓖᑦ	Kapihiliit		24	110	1		344		44					523 ± 386

‡ Polar bear data supplied by DSD.

‡ ᓇᓄᑦᓄᑦ ᑎᑎᕋᑦᑕᒪᔪᑦ ᑐᓂᒃᖏᑦ ᐅᑯᐊ ᐃᑯᐱᕐᕕᓕᕆᔨᑦ.

‡ Nanuin nahagaumajut pijauhimajut Ikupiktulikijinik.

6.2.3

TABLE/ᓇᓗᓇᐃᔭᐅᑦ/NAUNAIKUTA 380

Monthly hunter response — **Year 5 (June 2000 - May 2001)**

ᑕᕿᑕᒫᑦ ᐊᖑᓇᓱᒃᑏᑦ ᑭᐅᓂᖏᑦ — **ᐊᒻᕋᒍ 5 (ᔫᓂ 2000 - ᒪᐃ 2001)**

Tatkiktaman pijauhimajut angunahuktinun — **Ukiunga 5 (June 2000 - May 2001)**

Month/ᑕᕿᖓ/Tatkia			JUN ᔫᓂ	JUL ᔪᓚᐃ	AUG ᐊᐅᒻᒍᑎ	SEP ᓱᑎᒻᐱᓇ	OCT ᐅᑦᑐᐱᓇ	NOV ᓄᓇᒻᐱᓇ	DEC ᑏᓯᒻᐱᓇ	JAN ᒎᖕᓄᐊᓇ	FEB ᓈᕝᕗᐊᓇ	MAR ᒫᕐᓯ	APR ᐃᕐᓇᓕ	MAY ᒪᐃ	Total ᑲᑎᑦᑐᑦ Tamakiklugin
Hunter Response Categories	**ᐊᖑᓇᓱᒃᑏᑦ ᑭᐅᓂᖏᑦ ᐊᒻᒍᕐᓯᒪᓂᖏᑦ**	**Angunahukpaktun Kiujait**													
Monthly hunter list	ᑕᕿᑕᒫᑦ ᐊᖑᓇᓱᒃᑏᑦ	Tatkitaman angunahuktut titigait	333	334	334	333	333	331	334	334	332	331	331	329	338*
Interview list	ᐊᐱᕐᓱᕋᕐᓴᐃᑦ	Apikiktan	213	214	214	213	213	211	214	214	212	211	211	209	218*
Hunters interviewed	ᐊᖑᓇᓱᒃᑏᑦ ᐊᐱᕐᓱᑦᑕᑦ	Angunahuktin apikhuktan	143	198	202	199	198	200	200	200	198	200	201	190	214*
Harvested	ᐊᖑᓇᓱᒃᑐᒥᓃᑦ	Angujaujut	49	7	10	10	5	11	9	4	5	7	6	11	80*
Response Rate (%)	ᑭᐅᔪᑦ ᖃᑦᓱᐅᓂᖏᑦ (%)	Kiujut (%)	67	93	94	93	93	95	93	93	93	95	95	91	91**

* Hunters registered/on interview list/interviewed/harvested at least once during the year.
** Mean monthly response rate.

* ᐊᖑᓇᓱᒃᑏᑦ ᐊᑎᓕᐅᔾᒪᔪᑦ/ᐊᐱᕐᓱᕋᕐᓴᓂᑦᑐᑦ/ᐊᐱᕐᓱᑦᑕᑦ/ᐊᖑᓇᓱᒃᑐᒥᓃᑦ ᐊᑕᐅᓯᐊᕐᓗ% ᐊᑐᑎᒃ ᐊᒻᕋᒍᒥ.
** ᐊᒃᐳᑦᓕᑦᑎᓯᒪᔪᑦ ᑕᕿᑕᒫᑦ ᑭᐅᔪᑦ.

* Angunahuktin atiliukhimajut/apikhiktaujukhat/apikhiktaunikut/anguhimajut talvani ukiumi.
** Talvani angunahuknami kiujutaumajut.

TABLE/ᓇᓗᓇᐃᔭᐅᑦ/NAUNAIKUTA 381

Recall period between harvest and interview, expressed as % of total harvest records — **Year 5 (June 2000 - May 2001)**

ᐅᑎᕐᕕᐅᔪᑦ ᐊᑯᕐᖓᓂ ᐊᖑᓇᓱᒃᓂᖓᑕ ᐊᒻᒪᓗ ᐊᐱᕐᓱᕐᑕᐅᓂᖓᑕ, ᓇᓗᓇᐃᕐᑕᑦ ᐃᒫᒃ % ᑲᑎᑦᑐᑦ ᐊᖑᓇᓱᒃᑕᑦ ᑎᑎᕐᕐᑕᐅᒪᔪᑦ — **ᐊᒻᕋᒍ 5 (ᔫᓂ 2000 - ᒪᐃ 2001)**

Itkaumajaujut angunahuktunun apihijauvaktunutlu, kanuk amigaitiginit tamakiklugin angujauhimajut — **Ukiunga 5 (June 2000 - May 2001)**

Month/ᑕᕿᖓ/Tatkia			JUN ᔫᓂ	JUL ᔪᓚᐃ	AUG ᐊᐅᒻᒍᑎ	SEP ᓱᑎᒻᐱᓇ	OCT ᐅᑦᑐᐱᓇ	NOV ᓄᓇᒻᐱᓇ	DEC ᑏᓯᒻᐱᓇ	JAN ᒎᖕᓄᐊᓇ	FEB ᓈᕝᕗᐊᓇ	MAR ᒫᕐᓯ	APR ᐃᕐᓇᓕ	MAY ᒪᐃ	Total ᑲᑎᑦᑐᑦ Tamakiklugin
Recall Period	**ᐅᑎᕐᕕᐅᔪᑦ**	**Pigiakvia**													
≤ 3 months	≤ 3 ᑕᕿᑦ	≤ tatkin pingahut	100	100	100	100	100	100	100	100	100	100	100	100	100
4-6 months	4-6 ᑕᕿᑦ	tatkin hitaman 6nut	0	0	0	0	0	0	0	0	0	0	0	0	0
> 6 months	> 6 ᑕᕿᑦ	> 6 tatkin	0	0	0	0	0	0	0	0	0	0	0	0	0

TABLE/ᓇᓗᓇᐃᔭᐅᑦ/NAUNAIKUTA 382

Number of hunters harvesting each species — **Year 5 (June 2000 - May 2001)**

ᖃᑦᓯᐅᓂᖏᑦ ᐊᖑᓇᓱᒃᑏᑦ ᐊᖑᓇᓱᒃᐸᑦᑐᑦ ᐊᑐᓂᒃ ᐆᒪᔪᕐᓂᒃ — **ᐊᒡᕐᒍ 5 (ᔫᓂ 2000 - ᒪᐃ 2001)**

Amigaitiginigin angunahukpaktun anguvaktaitlu kanugitugiagin — **Ukiunga 5 (June 2000 - May 2001)**

Month/ᑕᕝᕙᖓ/Tatkia			JUN ᔫᓂ	JUL ᔪᓚᐃ	AUG ᐊᐅᒡᒍᑎ	SEP ᓱᑎᒡᐱᕆ	OCT ᐅᑦᑐᐱᕆ	NOV ᓄᓇᒡᐱᕆ	DEC ᑏᓯᒡᐱᕆ	JAN ᒃᑯᓄᐊᕆ	FEB ᓈᕝᕗᐊᕆ	MAR ᒫᔪ	APR ᐃᑦᕆᓕ	MAY ᒪᐃ	Total ᑲᑎᑦᑐᑦ Tamakiklugin
Species	**ᐆᒪᔪᑦ**	**Umajuin**													
Caribou	ᑐᒃᑐᐃᑦ	Tuktut	17	2	4	7	5	4	4	1	3	1	3	10	41
Musk-ox	ᐅᒥᒃᒪᐃᑦ	Umingmait					1						2		3
Polar bear#	ᓇᓄᐃᑦ#	Nanuit#	n/d	n/d	n/d	n/d	n/d	n/d	n/d	n/d	n/d	n/d	n/d	n/d	n/d
Wolf	ᐊᒪᕈᐃᑦ	Amagut										1	1		2
Arctic fox	ᑎᓇᒐᓐᓂᐊᑦ	Tigiganiat									1	1			2
Arctic hare	ᐅᑲᓖᑦ	Ukalik									1		1		2
Seals (unspecified)	ᓱᖅᑯᓖᑦ	Natiit	5												5
Ringed seal	ᓇᑦᓱᑦ	Natiinat	4	1	1		1	2		2				3	11
Bearded seal	ᐅᒡᔪᐃᑦ	Ukyuk	1												1
Harp seal	ᖃᐃᕈᓖᑦ	Qairulik	4												4
Geese (unspecified)	ᓂᑦᓖᑦ	Kanguk	1												1
Snow goose	ᑲᖑᐃᑦ	Kanguq	14	1	2	1								4	22
Canada goose	ᓂᑦᓖᑦ ᐅᓗᐊᒍᓖᑦ	Nikliknik	6			1								2	8
White-fronted goose	ᓂᑦᓖᑦ	Nirlivik	2												2
Eider duck	ᒥᑏᑦ	Kingalik	6											1	6
Ptarmigan	ᐊᕿᒡᑏᑦ	Akilgik	1				1								2
Goose eggs	ᑲᖑᐃᑦ ᒪᓐᓂᖏᑦ	Uluaguliit manniit	2											1	3
Duck eggs	ᒥᑏᑦ ᒪᓐᓂᖏᑦ	Tinmiat manniit	2												2
Arctic char	ᐃᖃᓗᒃᐱᑦ	Ikaliviit	5	4	7	6	2	3	3		1		2	5	24
Lake trout	ᐃᓱᕐᕋᐃᑦ	Ikalukpik	30	2	1	1		3	5	1		4	3	3	43
Whitefish	ᑲᕕᓯᓖᑦ	Kapihiliit		1	3	1		2		1					8

‡‡ No data are available corresponding to the harvest numbers shown in the harvest estimates table which were provided by DSD.

‡‡ ᑎᑎᕐᓯᒪᔪᓂᒃ ᐱᑕᖃᖏᑦᑐᖅ ᐱᔾᔪᑎᓕᓐᓂᒃ ᐊᖑᔭᑦ ᖃᕐᓯᐅᓂᖏᓐᓄᑦ ᐊᓚᖅᐅᒪᔪᓄᑦ ᐊᖑᔭᓄᑦ ᓇᓚᐅᑦᓴᕈᑎᓂ ᑐᓂᔭᖏᓐᓂ ᐃᑯᐱᕐᕕᓕᕆᔨᑦ.

‡‡ Nahagauhimaitut titigakhimajunik pitman kanuk anguiaukatakhimajunik kanukitunit pijaumajut ikupiktulikijinik.

TABLE/ᓇᓗᓇᐃᔭᐅᑦ/NAUNAIKUTA 383

Annual harvest estimates and five-year mean — **All Years (June 1996 - May 2001)**

ᐊᒡᕋᒍᑕᒫᑦ ᐊᖑᔭᓄᑦ ᓇᓚᐅᑦᓴᕈᑏᑦ ᐊᒻᒪᓗ ᑕᓪᓕᒪᓄᑦ-ᐊᒡᕋᒍᓄᑦ ᐊᔾᔨᒌᓕᕐᑎᓯᒪᔪᑦ — **ᑕᒪᐃᓐᓄᑦ ᐊᒡᕋᒍᓄᑦ (ᓘᓂ 1996 - ᒪᐃ 2001)**

Aragutamat angujauvaktun tatlman araguit iluani — **Tamamik ukiuni (June 1996 - May 2001)**

6.2.3

Study Year/ᖃᐅᔨᓴᕐᕕᒃ ᐊᒡᕋᒍ/Ihivgiukimayut Ukiumi			1	2	3	4	5	Mean ᐊᔾᔨᒌᓕᕐᑎᓯᒪᔪᑦ Amigaitkiyait
			96/97	97/98	98/99	99/00	00/01	
Species	**ᐆᒪᔪᑦ**	**Umajuin**						
Caribou[1]	ᑐᒃᑐᐃᑦ[1]	Tuktut[1]	698	569	645	602	398	582
Musk-ox[2]	ᐅᒥᒃᒪᐃᑦ[2]	Umingmait[2]	17	5	23	40	4	18
Polar bear[3]	ᓇᓄᐃᑦ[3]	Nanuit[3]	4	5	4	4	4	4
Tundra grizzly	ᐊᒃᓚᐃᑦ	Akhait	0	0	0	2	0	<1
Wolf[4]	ᐊᒪᕈᐃᑦ[4]	Amagut[4]	12	22	6	17	2	12
Arctic fox[5]	ᑎᓇᒪᓐᓂᐊᑦ[5]	Tigiganiat[5]	254	38	1	30	3	65
Wolverine[6]	ᖃᕝᕕᑦ[6]	Kalvik[6]	1	3	0	2	0	1
Arctic hare[7]	ᐅᑲᓖᑦ[7]	Ukalik[7]	4	7	1	2	2	3
Arctic ground squirrel[7]	ᓱᒃᓯᑦ[7]	Hikhik[7]	1	0	0	0	0	<1
Seals (unspecified)	ᓯᖃᑯᓖᑦ	Natiit	0	11	32	46	26	23
Ringed seal	ᓇᑦᓱᑦ	Natiinat	169	149	21	50	37	85
Bearded seal[8]	ᐅᒡᔪᐃᑦ[8]	Ukyuk[8]	0	1	3	12	2	4
Harp seal	ᖃᐃᕈᓖᑦ	Qairulik	0	0	4	0	26	6
Geese (unspecified)	ᓂᕐᓖᑦ	Kanguk	27	0	0	0	2	6
Snow goose[9]	ᑲᖑᐃᑦ[9]	Kanguq[9]	123	82	71	230	736	248
Canada goose	ᓂᕐᓖᑦ ᐅᓗᐊᒍᓖᑦ	Nikliknik	153	30	87	75	81	85
White-fronted goose	ᓂᕐᓖᑦ	Nirlivik	0	0	0	4	25	6
Eider duck	ᒥᑏᑦ	Kingalik	39	1	15	35	43	27
Ptarmigan[10]	ᐊᕿᒻᒥᑦ[10]	Akilgik[10]	2	13	4	37	37	19
Goose eggs[11]	ᑲᖑᐃᑦ ᒪᓐᓂᖅᑭᑦ[11]	Uluaguliit manniit[11]	0	0	673	0	1,018	338
Duck eggs[11]	ᒥᑏᑦ ᒪᓐᓂᖅᑭᑦ[11]	Tinmiat manniit[11]	0	0	0	0	156	31
Arctic char[12]	ᐃᖃᓗᒃᐲᑦ[12]	Ikaliviit[12]	13,937	4,998	9,268	14,719	3,473	9,279
Lake trout[13]	ᐃᓱᕋᐃᑦ[13]	Ikalukpik[13]	237	1,619	1,506	4,584	4,191	2,427
Whitefish	ᑲᕕᓯᓖᑦ	Kapihiliit	2,398	11,304	3,449	2,680	523	4,071
Least cisco[14]	ᒥᑭᓂᕐᓴᑦ ᑲᕕᓯᓖᑦ[14]	Eetuuk[14]	0	0	47	0	0	9

[1-14]: See page 505 for community feedback and other sources of data.

[1-14]: ᑕᑯᒃ ᒪᕐᐱᑐᖅ 507 ᓄᓇᓖᑦ ᑭᐅᔪᑎᖅᑦ ᐊᒻᒪᓗ ᐊᓯᖅᑦ ᐱᒃᕕᐅᔪᑦ ᓈᒻᒪᐅᑎᓂᒃ.

[1-14]: Takulugu makpigaak 509 nunanit kiutjutinganik ovalo aalanik naunaiyautainik.

TABLE/ᓇᓗᓇᐃᔭᐅᑦ/NAUNAIKUTA 384

Annual hunter response — **All Years (June 1996 - May 2001)**

ᐊᒡᕋᒍᑕᒫᑦ ᐊᖑᓇᓱᒃᑏᑦ ᑭᐅᓂᖏᑦ — **ᑕᒪᐃᓐᓄᑦ ᐊᒡᕋᒍᓄᑦ (ᓲᓂ 1996 - ᒪᐃ 2001)**

Angujauvaktu — **Tamamik ukiuni (June 1996 - May 2001)**

Study Year/ᖃᐅᔨᓴᕐᕕᒃ ᐊᒡᕋᒍ/Ihivgiukimayut Ukiumi			1	2	3	4	5	Total ᑲᑎᑦᑐᑦ Tamakiklugin
			96/97	97/98	98/99	99/00	00/01	
Species	ᐆᒪᔪᑦ	**Umajuin**						
Monthly hunter list	ᑕᕿᑕᒫᑦ ᐊᖑᓇᓱᒃᑏᑦ	Tatkitaman angunahuktut titigait	344	347	337	344	338	368*
Interview list	ᐊᐱᕐᓱᕋᓴᑦ	Apikiktan	227	226	217	224	218	246*
Hunters interviewed	ᐊᖑᓇᓱᒃᑏᑦ ᐊᐱᕐᓱᕐᑕᑦ	Angunahuktin apikhuktan	225	223	212	209	214	244*
Harvested	ᐊᖑᓇᓱᒃᑐᒥᓐᓂᑦ	Angujaujut	89	97	78	110	80	180*
Response Rate (%)	ᑭᐅᔪᑦ ᖃᑦᓱᐅᓂᖏᑦ (%)	Kiujut (%)	83	95	78	83	91	86**

* Hunters registered/on interview list/interviewed/harvested at least once during the study.
** Mean annual response rate.

* ᐊᖑᓇᓱᒃᑏᑦ ᐊᑎᓕᐅᕐᓯᒪᔪᑦ/ᐊᐱᕐᓱᕋᓴᓐᓂᑦ/ᐊᐱᕐᓱᕐᑕᑦ/ᐊᖑᓇᓱᒃᑐᒥᓐᓂᑦ ᐊᑕᐅᓯᐊᕐᖃᑎᒃ ᖃᐅᔨᓴᕐᓂᒥ.
** ᐋᔨᒌᓕᑎᓯᒪᔪᑦ ᐊᒡᕋᒍᑕᒫᑦ ᑭᐅᔪᑦ.

* Angunahuktin atiliukhimajut/apikhiktaujukhat/apikhiktaunikut/anguhimajut taipfumuna tahapkuan kaujihatatiplugin.
** Atjikilirhimajut ukiumun kiutjutaujut.

TABLE/ᓇᓗᓇᐃᔭᐅᑦ/NAUNAIKUTA 385

Recall period between harvest and interview, expressed as % of total harvest records — **All Years (June 1996 - May 2001)**

ᐅᑎᕐᕕᐅᔪᑦ ᐊᑯᕐᖓᓂ ᐊᖑᓇᓱᓐᓂᖓᑕ ᐊᒻᒪᓗ ᐊᐱᕐᓱᑕᐅᓂᖓᑕ, ᓇᓗᓇᐃᕐᑕᑦ ᐃᒫᒃ % ᑲᑎᑦᑐᑦ ᐊᖑᓇᓱᒃᑕᑦ ᑎᑎᕐᑕᐅᒪᔪᑦ — **ᑕᒪᐃᓐᓄᑦ ᐊᒡᕋᒍᓄᑦ (ᓲᓂ 1996 - ᒪᐃ 2001)**

Itkaumajaujut angunahuktunun apihijauvaktunutlu, kanuk amigaitiginit tamakiklugin angujauhimajut — **Tamamik ukiuni (June 1996 - May 2001)**

Study Year/ᖃᐅᔨᓴᕐᕕᒃ ᐊᒡᕋᒍ/Ihivgiukimayut Ukiumi			1	2	3	4	5	Total ᑲᑎᑦᑐᑦ Tamakiklugin
			96/97	97/98	98/99	99/00	00/01	
Recall Period	ᐅᑎᕐᕕᐅᔪᑦ	**Pigiakvia**						
≤ 3 months	≤ 3 ᑕᕿᑦ	≤ tatkin pingahut	89	68	57	84	100	80
4-6 months	4-6 ᑕᕿᑦ	tatkin hitaman 6nut	11	32	31	16	0	18
> 6 months	> 6 ᑕᕿᑦ	> 6 tatkin	1	0	12	0	0	2

TABLE/ᓇᓗᓇᐃᔭᐅᑦ/NAUNAIKUTA 386

Number of hunters harvesting each species — **All Years (June 1996 - May 2001)**

ᖃᑦᓯᐅᓂᖏᑦ ᐊᖑᓇᓱᒃᑏᑦ ᐊᖑᓇᓱᒃᐸᑦᑐᑦ ᐊᑐᓂᒃ ᐆᒪᔪᑦᓂᒃ — **ᑕᒪᐃᓐᓄᑦ ᐊᒃᑮᒍᓄᑦ (ᔫᓂ 1996 - ᒪᐃ 2001)**

Angunahuktin angutivaktun umajunik — **Tamamik ukiuni (June 1996 - May 2001)**

6.2.3

Study Year/ᖃᐅᔨᓴᕐᕕᒃ ᐊᒃᑮᒍ/Ihivgiukimayut Ukiumi			1	2	3	4	5	Total ᑲᑎᑦᑐᑦ Tamakiklugin
			96/97	97/98	98/99	99/00	00/01	
Species	**ᐆᒪᔪᑦ**	**Umajuin**						
Caribou	ᑐᒃᑐᐃᑦ	Tuktut	54	58	40	57	41	107
Musk-ox	ᐅᒥᒃᒪᐃᑦ	Umingmait	8	2	5	13	3	27
Polar bear#	ᓇᓄᐃᑦ#	Nanuit#	n/d	n/d	n/d	n/d	n/d	n/d
Tundra grizzly	ᐊᒃᓚᐃᑦ	Akhait				1		1
Wolf	ᐊᒪᕈᐃᑦ	Amagut	2	5	3	5	2	13
Arctic fox	ᑎᓇᒪᓐᓂᐊᑦ	Tigiganiat	8	5	1	4	2	17
Wolverine	ᖃᑉᕕᑦ	Kalvik	1	2		1		4
Arctic hare	ᐅᑲᓖᑦ	Ukalik	3	5	1	1	2	10
Arctic ground squirrel	ᓱᒃᓯᑦ	Hikhik	1					1
Seals (unspecified)	ᓯᖅᑯᓖᑦ	Natiit		5	6	8	5	17
Ringed seal	ᓇᑦᓯᑦ	Natiinat	26	33	7	16	11	56
Bearded seal	ᐅᒡᔪᐃᑦ	Ukyuk		1	1	5	1	8
Harp seal	ᖃᐃᕈᓖᑦ	Qairulik			1		4	5
Geese (unspecified)	ᓂᑦᓖᑦ	Kanguk	2				1	3
Snow goose	ᑲᖑᐃᑦ	Kanguq	6	3	4	7	22	34
Canada goose	ᓂᑦᓖᑦ ᐅᓗᐊᒍᓖᑦ	Nikliknik	8	4	3	5	8	26
White-fronted goose	ᓂᑦᓖᑦ	Nirlivik				2	2	4
Eider duck	ᒥᑏᑦ	Kingalik	3	1	1	3	6	13
Ptarmigan	ᐊᕿᒡᒋᑦ	Akilgik	1	3	1	5	2	10
Goose eggs	ᑲᖑᐃᑦ ᒪᓐᓂᖏᑦ	Uluaguliit manniit			1		3	4
Duck eggs	ᒥᑏᑦ ᒪᓐᓂᖏᑦ	Tinmiat manniit					2	2
Arctic char	ᐃᖃᓗᒃᐲᑦ	Ikaliviit	60	53	43	53	24	125
Lake trout	ᐃᓱᑦᕋᐃᑦ	Ikalukpik	13	35	24	59	43	101
Whitefish	ᑲᕕᓯᓖᑦ	Kapihiliit	8	32	13	9	8	43
Least cisco	ᒥᑭᓂᕐᓴᑦ ᑲᕕᓯᓖᑦ	Eetuuk			1			1

‡‡ No data are available corresponding to the harvest numbers shown in the harvest estimates table which were provided by DSD.

‡‡ ᑎᑎᕋᓯᒪᔪᓂᒃ ᐱᑕᖃᖅᖏᑦᑐᖅ ᐱᔾᔪᑎᓕᖅᓂᒃ ᐊᖑᔭᑦ ᖃᑦᓯᐅᓂᖏᖅᓄᑦ ᐊᓚᒃᑲᐅᒪᔪᓄᑦ ᐊᖑᔭᓄᑦ ᓇᓚᐅᑦᓴᕈᑎᓂ ᑐᓂᔭᖏᖅᓂ ᐃᑯᐱᕐᕕᓕᕆᔨᑦ.

‡‡ Nahagauhimaitut titigakhimajunik pitman kanuk angujaukatakhimajunik kanukitunit pijaumajut ikupiktulikijinik.

6.2.3 Community Results Discussion: Gjoa Haven

The survey frame:

An assessment of under-enumeration during the community visit revealed that there were approximately 22 hunters who were not registered in the Harvest Study. Eighteen of these were Inuit – all were occasional hunters. It is estimated that there were four non-Inuit hunters with assigned hunting rights who were not registered, also all occasional hunters. As discussed in Section 5.2.1 the effect of this under-enumeration would have led to a downward bias of the harvest estimates. However, the extent of the bias is likely very small since the missing hunters are all occasional hunters and only represent six percent of the total hunter population (Table 10).

Due to the relatively small number of intensive hunters registered in Gjoa Haven, the intensive classification was joined with the active classification for the purpose of calculating harvest estimates.

The HTO Board felt that there were more than eight intensive hunters in the community. Given that all the un-registered hunters identified were occasional hunters it is likely that some intensive hunters were misclassified rather than un-registered. The effect of this should be minimal since, as discussed above, we have joined the active and intensive classifications for the estimate calculations.

Survey coverage and non-response bias:

Response rates although good in most months, were lower in the first few months of the study and in the summer and fall of 1998 (year 3), with five months below 75%. As seen in Table 9 the consistent intentional non-response rate in Gjoa Haven was low, at 0.4%, and was not thought to be a potential source of non-response bias.

Response rates were felt to be high enough and non-response bias low enough during most years to ensure that n did in fact constitute a sufficiently representative sample of N hunters. Readers should exercise caution when using the data collected during the summer and fall of years 1 and 3 of the study since the potential for both sampling error and non-response bias increases as response rates fall.

Measurement issues and response error:

During the community visit it was reported that in following Inuit tradition, hunters do not reveal exact counts of harvests – since it is against tradition to count and report their harvest. It was suggested that some hunters may have underestimated and under-reported their harvest, especially for some species such as birds and small game. Readers should also refer to Section 5.4 for a thorough discussion of this issue.

As seen in the recall period tables, the vast majority of the harvest records in years 1, 4 and 5 were collected within three months of the harvest. In years 2 and 3 there were several months with longer recall periods, however most were still under six months. The ability of a hunter to remember their harvest would tend to decrease as the recall period lengthens suggesting that some measurement error may have occurred where recall periods were longer.

As noted in the comments associated with arctic char, below, there was some commercial harvesting of arctic char during the study. It is thought that some of this commercial harvest may have been reported with the subsistence harvest.

Community feedback and other sources of data:

1. **Caribou:** Caribou harvesting consisted almost entirely of barren-ground caribou, however some island caribou and even a few Peary caribou were reported during the study. For the purpose of calculating harvest estimates they were combined into one category.
2. **Musk-ox:** Harvest estimates seem low (C.F.). DSD reports the following harvest numbers for musk-ox (DSD MXc):

Year 1	Year 2	Year 3	Year 4	Year 5
n/d	34	n/d	n/d	30

   The above data provided by DSD did not specify whether the hunts were subsistence or sport hunts, however we were informed that there are usually 3 to 5 sport hunts per year. This would indicate that the subsistence harvest for years 2 and 5 should be at least 29 and 25 respectively. These data indicate that harvest estimates in years 2 and 5 appear to be low.
3. **Polar bear:** Numbers displayed are not estimates but confirmed harvest numbers supplied by DSD (DSD PB).
4. **Wolf:** Harvest estimates seem a little low (C.F.). Data were obtained from DSD detailing the number of pelts sold by hunters. DSD reports were available for 1999/2000 and 2000/2001 (years 4 and 5) and indicate that 6 wolf pelts were purchased in 1999/2000 (year 4) and 5 were purchased in 2000/2001 (year 5) (note that DSD data are based on harvest years that run from July to June, whereas Harvest Study data are based on harvest years that run from June to May) (DSD FB). Based on this information the harvest estimate for year 5 does appear low however the estimate for year 4 looks to be in the right range.

5 **Arctic fox:** Harvest estimates in years 3 and 5 seem too low (C.F.). Again DSD reports were consulted and they showed that 6 pelts were purchased from Gjoa Haven hunters in 1999/2000 (year 4) and 54 were purchased in 2000/2001 (year 5) (note that DSD data are based on harvest years that run from July to June, whereas Harvest Study data are based on harvest years that run from June to May) (DSD FB). Given the harvest estimates shown it appears that the estimate in year 5 is low.

6 **Wolverine:** Harvest estimates seem low (C.F.). DSD reports were consulted but did not show any records of pelts purchased in years 4 or 5 (DSD FB).

7 **Small game:** Hunters indicated that many were not reporting small game harvests to the Fieldworker so estimates seem very low. Many hunters did not think to report these species (C.F.).

8 **Bearded seal:** In years where 0 were recorded there were likely some caught but not reported (C.F.).

9 **Geese:** Harvest estimates for snow geese seem accurate. CWS supported hunts in years 4 and 5 resulting in more harvesting during these years. However, estimates for all other waterfowl seem low (C.F.).

10 **Ptarmigan:** Harvest estimates seem low. Hunters reported that they were not specifically asked how many animals they harvested of each species. They were only asked what they caught. Many hunters did not think to report their small game and bird harvests (C.F.).

11 **Eggs:** Again, harvest estimates appear low. Large numbers of eggs are gathered each year but again many hunters did not report them to the Fieldworker (C.F.).

12 **Arctic char:** Harvest estimates seem to be in the right range (C.F.). Hunters reported that there was some commercial fishing early in the study and some may have been reported. There were no records in the database which indicated that the catch was commercial, however some commercial catches may have been reported. DFO records confirm that there was commercial fishing of arctic char during the study (DFO F).

13 **Lake trout:** The year 1 harvest estimate seems low since there are many trout caught each year in the spring. Estimates in the other years look accurate (C.F.).

14 **Least cisco:** Harvest estimates seem too low; some are taken every year. It was reported that most people did not record these fish. They are caught in nets and when checking nets there can easily be 50 in one day alone (C.F.).

Although no beluga whales were reported to the Harvest Study Fieldworker, DFO records show a harvest of 3 animals in 1999/2000 (DFO N/B).

6.2.3 ᓄᓇᓕᓐᓂ ᓴᖅᑭᑕᐅᔪᓂᒃ ᐅᖃᖃᑎᒌᒋᑎᑦ: ᐅᖅᓱᖅᑑᖅ

ᖃᐅᔨᓴᓂᐅᑉ ᐋᖅᑭᐅᒪᓂᖓ:

ᕿᒥᕐᕈᔭᐅᑎᓪᓗᒋᑦ ᐊᑎᓕᐅᓇᓐᖏᓗᐊᖅᐸᓂᐅᔪᑦ ᓄᓇᓕᑦ ᐳᓚᕋᖅᑕᐅᑎᓪᓗᒋᑦ ᑕᑯᑎᑦᓯᓚᐅᖅᑐᑦ ᑕᒫᓂ 22ᖓᔪᑦ ᐊᖓᓂᐊᖅᑎᑦ ᐊᑎᖃᖃᑕᐅᓚᐅᖏᓐᓂᖏᓐᓂᒃ ᖃᐅᔨᓴᓐᓂᕐᒧᑦ. 18 ᐃᓅᓪᓗᑎᒃ - ᑕᒪᕐᒥᒃ ᐊᖓᓇᓱᐸᐸᑦᑐᑎᒃ ᖃᑯᑎᒃᓯᑦ. ᐃᓱᒪᒋᔭᐅᓯᒪᔪᖅ ᑎᓴᒪᐅᓚᐅᔭᖏᓐᓂᒃ ᐃᓅᖏᑦᑐᑦ ᐊᖓᓇᓱᑦᑎᑦ ᑐᓂᔭᐅᓯᒪᔪᑦ ᐊᖓᓇᓱᒍᓐᓇᐅᒻᒥᒃ ᐊᑎᖃᖃᑕᐅᓐᖏᑦᑐᑎᒃ, ᐊᒻᒪᓗ ᑕᒪᕐᒥᑦ ᖃᑯᑎᒃᓯᑦᑕᐅᖅ ᐊᖓᓇᓱᑦᑎᐅᓪᓗᑎᒃ. ᐅᖃᐅᓯᐅᒻᒪᑕ ᓈᓴᐅᑎᒥ 5.2.1 ᑕᒪᑐᒪ ᐊᑎᓕᐅᓇᓐᖏᓗᐊᕈᑎᐅᑉ ᐱᒍᑕᐅᓂᖓ ᐊᑦᑎᑑᓪᓕᑎᑦᓯᒪᒐᔭᖅᑐᐃᑦ ᐆᒪᔪᖅᑕᐅᑯᑦᑐᑦ ᖃᑦᓯᐅᑯᓐᓂᖏᓐᓂᒃ. ᑭᓯᐊᓂ, ᖃᓄᑎᒋ ᐃᓚᓕᐅᓇᓐᖏᓐᓂᖃᕐᒪᖔᑦ ᑭᒃᑯᓐᓂᒃ ᐊᒃᓲᓗᐊᕐᓱᒋ-ᔭᐅᓐᖏᑦᑐᖅ ᐃᓚᐅᖏᑦᑐᑦ ᐊᖓᓇᓱᑦᑎᑦ ᖃᑯᑎᒃᓯᑐᐃᓐᓇᖅ ᐊᖓᓇᓱᑦᑏᓐᓇᐅᓚᐅᕐᒥᒃ ᐊᒻᒪᓗ 6%ᑐᐃᓐᓇᓐᓗᓂᓪᓗᒃ ᑲᑎᑕᐅᑕᔭᕈᑎᒃ ᐊᖓᓇᓱᑦᑎᓕᒫᑦ. (ᓇᓕᖅᑲᖅ 10).

ᖃᑦᑏᓐᓇᐸᓗᓂᖏᓐᓄᑦ ᐊᒃᓱᑲᓪᓗᒃ ᐊᖓᓇᓱᐸᐸᑦᑐᐃᑦ ᐊᑎᖃᖃᑕᐅᔪᑦ ᐅᖅᓱᖅᑑᒥ, ᐊᒃᓱᑲᓪᓗᓂᕐᖅᑕᐅᑦᑐᑦ ᐱᖃᓱᐅᑎᓱᒪᔪᑦ ᓇᓗᓇᐃᕈᑎᖃᖅᑐᓂᒃ ᑕᒫᐸᓗᒃ ᓈᓴᖅᑕᐅᓇᓱᑦᑎᓪᓗᒋᑦ ᖃᑦᑎᐅᓐᖏᓐᓂᖏᑦ ᐆᒪᔪᖅᑕᐅᑦᑐᐃᑦ.

ᐊᖓᓇᓱᒃᑐᓕᓇᓗᑦ ᑲᑎᒪᔨᖏᑦ ᐃᓱᒪᖃᓚᐅᖅᑐᑦ ᑎᓴᒪᐅᔪᖅᑐᓂᒃ ᐊᖓᓇᓱᑦᑎᒻᒪᓇᖃᓚᐅᓂᖏᓐᓂᒃ ᓄᓇᓕᑦ. ᐃᓱᒪᒋᓪᓗᒍ ᑕᒪᕐᒥᒃ ᐊᑎᖃᖃᑕᐅᓐᖏᑦᑐᑦ ᖃᑯᑎᒃᓯᑐᐃᓐᓇᖅ ᐊᖓᓂᐊᖅᑎᐅᓚᐅᓂᖏᑦ ᐃᒻᒪᕐᑏ ᐃᓚᖏᑦ ᐊᖓᓇᓱᑦᑎᒻᒪᓇᑦ ᐊᒃᓱᑲᓪᓗᒃ ᓇᓗᓇᐃᖅᑕᐅᓯᐊᓂᖏᑦᒪᑕ ᐊᑎᓕᐅᖅᑕᐅᓯᒪᒐᓗᐊᖅᑐᑎᒃ. ᑕᒪᑦᓯᒧᖓ ᐊᑦᑐᐃᕈᑕᐅᔪᑦ ᐊᑦᓱᓗᐊᓐᓂᐊᕐᓱᑦᔭᐅᖏᑦᑐᑦ, ᑕᐃᒫᒃ ᐅᖃᐅᓯᐅᖅᑲᐅᒻᒪᑦ ᖁᓛᓂ, ᑲᑎᓯᒪᔭᕗᑦ ᓇᓗᓇᐃᔭᐅᕈᑎᖃᖅᑐᑦ ᐊᒃᓱᑲᓪᓗ ᐊᒻᒪᓗ ᑕᒫᐸᓗᒃ ᒥᑦᓴᐅᓯᖅᑕᐅᑎᓪᓗᒋᑦ ᓈᓴᐅᑎᑎᒍᑦ.

ᖃᐅᔨᓴᖅᑕᐅᔪᑦ ᐊᒻᒪ ᐃᓚᓕᐅᓇᔭᐅᕐᖏᑦᑐᑦ ᑭᐅᓐᖏᑦᑐᑦ:

ᑭᐅᕐᑎᒋᓂᖏᑦ ᓈᒻᒪᑦᑐᑦ ᐅᓄᓂᖅᓴᐅᔪᓂ ᑕᖅᑭᓂ, ᐊᑦᑎᓂᖅᓴᐅᕐᓚᐅᖅᑐᑎᒃ ᑕᖅᑭᑦ ᐱᒋᐊᓕᕋᑖᓂᖏᓐᓂ ᖃᐅᔨᓴᓂᖃᓇᐊᓱᑎᓪᓗᒍ ᐊᒻᒪᓗ ᐊᐅᔭᖓᓐᓂ ᐅᑭᐅᒃᓴᒥᓗ 1998ᒥ (ᐅᑭᐅᖓᓐᓂ 3), ᑕᖅᑭᑦ ᑕᓕᒪᑦ 75% ᐊᑖᓐᓂᖅᑐᑎᒃ. ᑕᑯᑎᑦᓯᒻᒪᑕ ᓇᓕᖅᑲᒥ 9 ᐱᔭᕇᓪᓗᑎᒃ ᑭᐅᑦᑕᐃᓕᓴᐃᓐᓇᐸᑦᑐᑦ ᐅᖅᓱᖅᑑᒥ ᖃᑦᑏᓐᓇᐅᓚᐅᖅᑐᑦ, 0.4%ᒥᑦᑐᑎᒃ, ᐊᒻᒪᓗ ᐃᓱᒪᒋᔭᐅᓚᐅᓐᖏᑦᑐᖅ ᐱᒍᑕᐅᑐᐃᓐᓇᓇᐊᖃᕐᓂᖓᓂᒃ ᑭᐅᓐᖏᑦᑐᓂᒃ ᐃᓚᓕᐅᓇᓐᖏᓗᐊᓐᓂᕐᒧᑦ.

ᑭᐅᓐᖏᑦᑎᒋᓂᖏᑦ ᐊᒥᓲᑦᑎᐊᕋᓱᒋᔭᐅᓚᐅᖅᑐᑦ ᐊᒻᒪᓗ ᑭᐅᓐᖏᑦᑐᑦ ᐅᓄᓗᐊᕋᑎᒃ ᐅᓄᓂᖅᓴᐅᔪᓂ ᐅᑭᐅᓂ ᑖᓐᓇᐊ ᐊᐱᖅᓱᖅᑕᐅᓐᖏᑦᑐᑦ ᖃᑦᑎᐅᓂᖏᑦ ᒥᑦᓴᐅᓯᒪᑦᑎᐊᕐᓂᖏᓐᓂᒃ ᐊᖓᓇᓱᑦᑎᓂᒃ ᐊᑎᖃᖃᑕᐅᔪᓂᒃ. ᐅᖃᓚᒫᖅᑐᑦ ᐅᔮᖅᑐᒥᐊᖃᖅᑐᑦ ᐊᑐᓂᐊᕈᓂᔪᒃ ᐊᑦᓚᐅᓯᒪᔪᐃᑦ ᓄᐊᑕᐅᓯᒪᔪᑦ ᐊᐅᔭᐅᑎᓪᓗᒍ ᐅᑭᐊᒃᑰᑎᓪᓗᒍᓗ ᐅᑭᐅᖅᑭᓐᖏᑦ 1 ᐊᒻᒪ 3 ᖃᐅᔨᓴᓂᕐᒥᒃ ᓄᐊᑕᐅᓯᒪᔪᑦ ᑕᒻᒪᖅᓱᒪᐅᖅᑐᑦ ᐊᒻᒪᓗ ᑭᐅᓐᖏᑦᑐᓂᒃ ᐃᓚᓕᐅᓇᓐᖏᓗᐊᕐᓕᑦ ᐱᐅᓐᓕᓱᖅᓴᒪᑦ ᑭᐅᓐᖏᑦᑎᒋᓂᖏᑦ ᑲᑕᔾᔪᑦᒥᔭᕐᖓᑕ.

ᓱᖅᑯᐃᖅᓱᔾᔪᑎᓅᓕᖓᔪᑦ ᐊᒻᒪ ᑭᐅᔾᔪᑎᑦ ᑕᒻᒪᖅᓱᒪᐅᖅᑐᑦ:

ᓄᓇᓕᑦ ᐳᓚᕋᖅᑕᐅᑎᓪᓗᒋᑦ ᐅᖃᐅᓯᐅᓚᐅᖅᑐᖅ ᐃᓄᐃᑦ ᐱᖅᑯᓱᖓᑎᒍᑦ ᐊᖓᓂᐊᖅᑎᑦ ᓴᖅᑮᓱᖓᖏᒻᒪᑦ ᖃᕐᓯᓪᓚᑦᑖᓂᒃ ᐆᒪᔪᖅᑕᒥᓂᕐᒥᓂᒃ - ᓈᓴᖅᑕᐅᓚᔭᕈᑎᒃ ᓱᕐᑯᒥᒃᓯᓇᔭᕐᒪᑦ ᐱᐅᓯᑐᖃᕐᒥᒃ ᐅᖃᐅᓯᓇᓗᓪᓗ ᐆᒪᔪᖅᑕᒥᓂᓂ. ᐃᓱᒪᒋᔭᐅᓚᐅᖅᑐᖅ ᐃᓚᖏᑦ ᐊᖓᓂᐊᖅᑎᑦ ᑐᖓᐅᓯᓗᐊᖅᐸᑐᑦᓴᐅᑦᑐᒥᓂᐅᓂᖏᓐᓂᒃ ᐅᖃᓐᖏᓗᐊᕐᓗᑎᓪᓘᓐᓂᑦ ᐆᒪᔪᖅᑕᒥᓂᕐᒥᓂᒃ, ᐱᓗᐊᕐᓗᒋᑦ ᐃᓚᖏᓐᓄᑦ ᓂᕐᔪᑎᐅᔪᓄᑦ ᓱᕐᓗ ᑎᒻᒥᐊᓄᑦ ᒥᑭᓂᖅᓴᐅᔪᓄᑦᓗ ᐆᒪᔪᓄᑦ. ᐅᖃᓚᒫᖅᑐᑦ ᖃᐅᔨᒋᐊᖅᑐᑦᓴᐅᕗᑦ ᓈᓴᐅᒻᒪᑦ 5.4 ᐅᖃᐅᓯᐅᑦᑐᒥᓂᕐᓂᒃ ᑕᒪᓐᓇ ᐱᓪᓗᒍ.

ᑕᐃᒫᒃ ᑕᑯᑎᑦᓯᒻᒪᑕ ᓇᓕᖅᑲᓂᑦᑐᑦ ᐊᑯᑦᑐᓂᖏᑕ ᐃᖅᑲᐅᒪᔭᕆᐊᖃᖅᐸᑦᑕᖏᑕ, ᐅᓄᓂᖅᓴᒻᒪᓇᑦ ᐆᒪᔪᖅᑕᐅᔪᓄᑦ ᐊᑦᓚᑕᐅᑦᑐᒥᓂᑦ ᐅᑭᐅᖏᓐᓂ 1, 4 ᐊᒻᒪ 5 ᓄᐊᑕᐅᑦᓚᐅᖅᑐᑦ ᑕᖅᑭᑦ ᐱᖓᓱᑦ ᑐᖓᒫᑦ. ᐅᑭᐅᖏᓐᓂ 2 ᐊᒻᒪ 3 ᑕᖅᑭᒪᓴᐃᑦ ᐃᓚᖏᑦ ᐊᑯᑦᑐᓗᐊᖅᐸᓚᐅᖅᑐᑎᒃ ᐃᖅᑲᖅᓴᖅᑕᐅᑦᑐᑦ, ᑭᓯᐊᓂᑦᑕᐅᖅ ᑕᒪᕐᒥᑲᓴᒃ ᑕᖅᑭᑦ ᐊᖃᓂᓕᑦᑐᖓᒫᓂᑦᑐᑎᒃ. ᐃᖅᑲᐅᒪᔪᓐᓇᕐᓂᖓᑦ ᐊᖓᓂᐊᖅᑎᑦ ᐆᒪᔪᖅᑕᒥᓂᕐᒥᓂᒃ ᐊᔪᓕᖅᐸᓕᐊᓲᖓᒻᒪᑦ ᐊᑯᑦᑐᐸᓕᐊᓂᖏᑦ ᒪᓕᓪᓗᒋᑦ ᑕᑯᓐᓇ ᑕᒻᒪᖅᓱᒪᐅᔪᖅᑐᐃᓐᓇᓇᐊᖃᖅᑐᖅ ᐃᖅᑲᐅᒪᔪᑦᑕᖏᑦ ᐊᑯᑦᑐᓂᖅᓴᐅᖃᑦᑕᕐᓂᖏᓐᓂ.

ᓇᓗᓇᐃᖅᑕᐅᒻᒪᑦ ᐅᖃᐅᓯᒃᓴᓂ ᐃᖃᓗᐃᑦ ᐱᓪᓗᒋᑦ, ᐊᑖᓂ, ᐃᖃᓗᒃᑐᖃᖅᐸᓚᐅᖅᑐᖅ ᐃᓚᖏᓐᓂᒃ ᓂᐅᕐᒋᑎᒃᓴᐅᔪᓂᒃ ᖃᐅᔨᓴᓐᓂᖃᖅᑎᓪᓗᒍ. ᐃᓱᒪᒋᔭᐅᔪᖅ ᐃᓚᖏᑦ ᑕᒪᑯᐊ ᓂᐅᕐᒋᑎᑦᓴᓪᓕᐊᒥᓂᑦ ᐅᖃᖃᓯᐅᔾᔭᐅᕐᑦᑐᒥᓂᐅᓂᖏᓐᓂᒃ ᐆᒪᔪᖅᑕᐅᕐᑦᑐᓄᑦ ᓂᕿᑦᓴᐃᓐᓇᕐᒧᑦ.

ᓄᓇᓕᒻᒥ ᐅᔾᔪᑎᑦ ᐊᒻᒪᓗ ᐊᓯᖏᑦ ᐊᓪᓚᐅᓯᒪᔪᑦ:

1 **ᑐᒃᑐᐃᑦ:** ᑐᒃᑐᐃᑦ ᐱᔭᐅᕐᑦᑐᑦ ᑕᒪᕐᒥᑲᓴᒃ ᓇᐹᖅᑐᖃᖏᑦᑐᒥᐅᑕᐅᓚᐅᖅᑐᑦ, ᑭᓯᐊᓂ ᐃᓚᖏᑦ ᕿᑭᖅᑕᒥᐅᑕᐃᑦ ᐊᒻᒪᓗᓐᓂᑦ ᑐᑦᑐᐊᕐᔪᐃᑦ ᐅᖃᐅᓯᐅᖃᓯᐅᑎᓚᓚᐅᕐᒥᔪᑦ ᖃᐅᔨᓴᓐᓂᖃᕐᓂᖓᓂ. ᓈᓴᐃᓂᐊᕐᓗᓂ ᑐᒃᑐᑕᐅᕐᑦᑐᑦ ᖃᑦᑎᐅᓂᖏᓐᓂᒃ ᑲᑎᑕᐅᓚᐅᖅᑐᑦ ᐊᑕᐅᑦᓯᒧᑦ.

2 **ᐅᒥᖓᐃᑦ:** ᐱᔭᐅᕐᑦᑐᑦ ᖃᑦᑎᐅᓂᖏᑦ ᐊᑦᑎᓗᐊᖅᑰᔾᔪᑦ (C.F.). ᐃᑯᐱᕐᖃᓇᓇᒃᑯᑦ ᐊᓪᓚᓯᒪᔪᑦ ᐅᑯᓂᖓ ᐅᒥᖓᒃᑕᐅᔪᒥᓂᑦ ᖃᑦᑎᐅᓂᖏᓐᓂᒃ (DSD MXc):

ᐊᕐᕌᒍ 1	ᐊᕐᕌᒍ 2	ᐊᕐᕌᒍ 3	ᐊᕐᕌᒍ 4	ᐊᕐᕌᒍ 5
n/d	34	n/d	n/d	30

ᖁᓛᓂᑦᑐᑦ ᐊᓪᓚᐅᓯᒪᔪᑦ ᖃᐃᑕᐅᓯᒪᔪᑦ ᐃᑯᐱᕐᖃᓇᓇᒃᑯᓐᓄᑦ ᓇᓗᓇᐃᓇᓯᒪᔪᑦ ᐆᒪᔪᖅᑕᐅᔪᑦ ᓂᕿᑦᓴᒧᑦ ᐱᔭᐅᓐᓂᕐᒪᖔᑦᑖ ᐅᒥᖓᓂᐊᕈᔾᔭᐅᕐᑦᑐᓄᓪᓗᓐᓂᑦ, ᑭᓯᐊᓂ ᑐᓴᖅᑎᑕᐅᓚᐅᕐᒥᔪᒍᑦ ᐊᕐᕌᒍᑕᒫᑦ ᐅᒥᖓᓂᐊᕈᔾᔭᐅᕐᑦᑐᓄᓪᓗᓐᓂᑦ ᐊᑭᓛᔪᓂᒃ ᑎᓴᒪᓂᒃ ᑕᓪᓕᒪᓂᓪᓗᓐᓂᑦ ᐊᕐᕌᒍᑕᒫᑦ. ᑕᒪᓐᓇ ᓇᓗᓇᐃᕈᑕᐅᔪᖅ ᓂᕿᒃᓴᒧᑦ ᐅᒥᖓᒃᑕᐅᔪᒥᓂᑦ ᐅᑭᐅᖏᓐᓂ 2 ᐊᒻᒪ 5 ᒥᑦᓴᐅᓯᒪᒐᔭᕇᐊᖏᓐᓂᒃ 29ᓂᒃ ᐊᒻᒪᓗ 25ᓂᒃ. ᑕᒪᒃᑯᐊ ᑕᑯᑎᑦᓯᔪᑦ ᐆᒪᔪᖅᑕᐅᔪᒥᓂᑦ ᖃᑦᑎᐅᓂᖏᑦ ᐅᑭᐅᖏᓐᓂ 2 ᐊᒻᒪ 5 ᐊᑦᑎᓗᐊᖅᑑᔾᔭᕐᖏᓐᓂᒃ.

3 **ᓇᓄᐃᑦ:** ᓈᓴᐅᑎᑦ ᑕᑯᔭᒃᓴᐅᔪᑦ ᒥᑦᓴᐅᓯᑭᑎᑐᐃᓐᓇᐅᖏᑦᑐᑦ ᑭᓯᐊᓂ ᓈᓴᖅᑕᐅᓯᒪᓪᓚᑦᑖᖅᑐᑦ ᓄᓇᕗᑦ ᒐᕙᒪᒃᑯᑦ ᐃᑯᐱᕐᖃᓇᓇᒃᑯᖏᓐᓄᑦ (DSD PB).

4 **ᐊᒪᒋᖅ:** ᐊᒪᒋᖅᑕᐅᑦᑐᑦ ᖃᑦᑎᐅᓂᖏᑦ ᐊᑦᑎᓗᐊᖅᑰᕈᔪᑦ (C.F.). ᐊᓪᓚᓯᒪᔪᑦ ᖃᐃᑕᐅᓚᐅᖅᑐᑦ ᐃᑯᐊᕝᕕᓕᕆᔨᒃᑯᓐᓂᑦ ᓇᓗᓇᐃᓐᓂᑎᒃ ᖃᑦᓯᑦ ᐊᒪᒋᔭᐃᑦ ᓂᐅᕕᐅᑎᐅᓐᓂᕐᒪᖔᑖ ᐊᖑᓇᓱᒃᑎᓄᑦ. ᐃᑯᐊᕝᕕᓕᕆᔨᒃᑯᑦ ᐊᑐᐃᓐᖃᓚᐅᖅᑐᑦ ᓇᓚᖅᑲᓂᒃ 1999/2000ᒧᑦ (ᐅᑭᐅᖓᓐᓂ 4 ᐊᒻᒪ 5) ᐊᒻᒪᓗ ᑕᑯᑎᑦᓯᒋᓪᓗᑎᒃ ᐊᖃᓂᓚᑦ ᐊᒪᒋᔭᐃᑦ ᓂᐅᕕᖅᑕᐅᓚᐅᖅᑐᒥᓂᐅᓂᖏᓐᓂᒃ 1999/2000ᒥ(ᐅᑭᐅᖓᓐᓂ 5) (ᖃᐅᔨᒪᒋᑦ ᐃᑯᐊᕝᕕᓕᕆᔨᒃᑯᑦ ᓈᓴᐅᑎᖏᑦ ᒪᓕᒻᒪᑦ ᐱᒋᐊᖃᖅᑐᒥᒃ ᔪᓚᐃᒥᑦ ᔫᓂᒧᑦ, ᖃᐅᔨᓴᕐᓂᒧᓪᓕ ᐊᓪᓚᑕᐅᓯᒪᔪᐃᑦ ᒪᓕᒻᒪᑦ ᐱᒋᐊᖃᖅᑐᒧᑦᓗᒍ ᔫᓂᒥᑦ ᒪᐃᒧᑦ) (DSD FB). ᒪᓕᒃᑐᒋᑦ ᑕᒪᒃᑯᐊ ᐆᒪᔪᖅᑕᐅᔪᒥᓂᑦ ᖃᑦᑎᐅᓂᖏᑦ ᐅᑭᐅᒧᑦ 5 ᐊᑦᑎᓗᐊᖅᑰᕈᔪᒐᓗᐊᖅ ᑭᓯᐊᓂ ᐅᑭᐅᖓᓐᓂ 4 ᓇᓚᐅᑦᓯᑦᑎᐊᖅᑰᕈᔪᑦ.

5 **ᑎᓇᒐᓐᓂᐊᖅ:** ᑎᓇᒐᓐᓂᐊᖅᑕᐅᓚᑦᑐᑦ ᐅᑭᐅᓂ 3 ᐊᒻᒪ 5 ᐊᑦᑎᓗᐊᖅᑑᔭᖅᑐᑦ (C.F.). ᓱᓕᓗ ᐃᑯᐊᕝᕕᓕᕆᔨᒃᑯᑦ ᐊᓪᓚᓯᒪᔪᖏᑦ ᖃᐅᔨᒋᐊᖃᐊᐅᓚᐅᖅᑐᑦ ᑕᑯᑎᑦᓯᒋᓪᓗᑎᒃ ᐊᖃᓂᓚᑦ ᑎᓇᒐᓂᐊᔭᐃᑦ ᓂᐅᕕᖅᑕᒥᓂᐅᓂᖏᓐᓂᒃ ᐅᖅᓱᓂᖅᑑᑉ ᐊᖑᓇᓱᒃᑐᖏᓐᓂᑦ 1999/2000ᒥ (ᐅᑭᐅᖓᓐᓂ 4) ᐊᒻᒪᓗ 54 ᓂᐅᕕᖅᑕᐅᓪᓗᑎᒃ 2000/2001ᒥ (ᐅᑭᐅᖓᓐᓂ 5) (ᖃᐅᔨᒪᒋᑦ ᐃᑯᐊᕝᕕᓕᕆᔨᒃᑯᑦ ᓈᓴᐅᑎᖏᑦ ᒪᓕᒻᒪᑦ ᐱᒋᐊᖃᖅᑐᒥᒃ ᔪᓚᐃᒥᑦ ᔫᓂᒧᑦ, ᖃᐅᔨᓴᕐᓂᒧᓪᓕ ᐊᓪᓚᑕᐅᓯᒪᔪᐃᑦ ᒪᓕᒻᒪᑦ ᐱᒋᐊᖃᖅᑐᒧᑦᓗᒍ ᔫᓂᒥᑦ ᒪᐃᒧᑦ) (DSD FB). ᐃᓱᒪᒋᓪᓗᒍ ᐱᔭᐅᓚᑦᑐᑦ ᖃᑦᑎᐅᓂᖏᑦ ᑕᑯᒃᓴᐅᔪᑦ ᓇᓗᓇᖅᑰᔨᖏᑦᑐᖅ ᒥᑦᓴᐅᓯᖅᑕᐅᓯᒪᔪᑦ ᐅᑭᐅᒥ 5 ᐊᑦᑎᑦᑑᓂᖏᓐᓂᒃ.

6 **ᖃᓐᖃᑦ:** ᐱᔭᐅᓚᑦᑐᑦ ᖃᑦᑎᐅᓂᖏᑦ ᐊᑦᑎᓗᐊᖅᑰᕈᔪᑦ (C.F.). ᐃᑯᐊᕝᕕᓕᕆᔨᒃᑯᑦ ᐊᓪᓚᓯᒪᔪᖏᑦ ᖃᐅᔨᒋᐊᖃᐊᐅᓚᐅᖅᑐᑦ ᑕᑯᑎᑦᓯᒋᓪᓗᑎᒃ ᓂᐅᕕᖅᑐᖃᓚᐅᖏᓐᓂᖓᓂᒃ ᖃᖃᑦ ᐊᒥᖏᓐᓂᒃ ᐅᑭᐅᒥ 4 ᐅᓐᓚᓗ 5ᒥ (DSD FB).

7 **ᐆᒪᔪᐸᐅᔭᐅᖏᑦᑐᑦ:** ᐊᖑᓇᓱᐊᖅᑰᑦ ᓇᓗᓇᐃᖅᓯᓚᐅᖅᑐᐃᑦ ᐊᒥᓱᓐ ᐅᖃᐅᓯᖃᖃᑕᖏᒋᐊᖏᑕ ᐆᒪᔪᐸᐅᖏᓐᓂᖅᓴᐅᔪᓂᑦ ᐊᖑᔭᒥᓂᒃ ᓄᓇᓕᓐᓂ ᑎᑎᕋᖅᑎᐅᔪᒧᑦ ᑕᒪᓐᓇ ᐱᓪᓗᒍ ᓇᓚᐅᑖᑦᑕᐅᔪᐃᑦ ᐊᐸᓯᑦᑑᔭᖅᑐᖅ. ᐊᒥᓱᓐ ᐊᖑᓇᓱᐊᖅᑰᑦ ᐃᓱᒪᓚᐅᖏᒻᒪᑕ ᐅᖃᐅᓯᖃᓚᐊᒥᓐᑦ ᑕᒪᒃᑯᓂᖓ ᐆᒪᔪᓂᑦ (C.F.).

8 **ᐅᔪᐃᑦ:** ᐊᕐᕌᒍᓂ ᑎᑎᕋᖅᓯᒪᔪᖃᖅᑎᓇᒍ ᐅᔾᔪᑐᖃᖅᑐᓴᐅᔪᒥᓂᐅᒐᓗᐊᖅ ᑭᓯᐊᓂ ᐅᖃᐅᓯᐅᓐᓂᖏᑦᑐᓐ (C.F.).

9 **ᓂᕐᓚᑦ:** ᓂᕐᓚᖅᑕᐅᖃᑦᑕᖅᑐᓄᑦ ᓇᓚᐅᑖᑦᑕᐅᓯᒪᔪᖅ ᓱᓚᔫᔭᖅᑐᖅ. ᒐᓇᑕᒥ ᐆᒪᔪᓚᓇᔨᕐᔪᐊᒃᑯᓐ ᐃᑲᔪᖅᓯᖃᑕᓚᐅᖅᑐᐃᑦ ᐊᖑᓇᓱᐊᖅᓂᕐᓂᑦ ᐊᕐᕌᒍᒥ 4 ᐊᒻᒪ 5 ᓴᖅᑮᓪᓗᓂ ᐊᒥᓲᓂᖅᓴᐅᔪᓂᑦ ᓂᕐᓚᖅᑕᐅᔪᓂᑦ ᑕᒪᒃᑯᓇᓂ ᐊᕐᕌᒍᓂ. ᑭᓯᐊᓂᓕ, ᓇᓚᐅᑖᑦᑕᐅᔪᐃᑦ ᐊᓯᓕᓲᖏᓐᓄᑦ ᐃᒪᓂᒍᓐᓇᖅᑐᓄᑦ ᑎᒻᒥᐊᓄᑦ ᐊᑦᑐᓗᐊᖅᑐᔭᖅᑐᖅ. (C.F.).

10 **ᐊᑭᒋᑦ:** ᐱᔭᐅᓚᑦᑐᑦ ᖃᑦᑎᐅᓂᖏᑦ ᐊᑦᑎᓗᐊᖅᑰᕈᔪᑦ. ᐊᖑᓇᓱᐊᖅᑰᑦ ᐅᖃᖃᑕᓚᐅᖅᑐᓐ ᐊᐱᓇᔭᐅᖃᑕᖏᑭᐊᒥᑦ ᖃᑦᑎᓂᑦ ᑎᒻᒥᐊᖅᒪᖔᑕ ᐊᔾᔨᒌᖏᑐᓂ ᑎᒻᒥᐊᓂ ᑎᒻᒥᐊᖅᑕᖏᓐᓄᑦ. ᐊᐱᓇᔭᐅᑐᐃᓐᓇᖃᑕᓚᐅᖅᑐᓐ ᑭᓯᓐᓂᒻᒪᖔᑕ. ᐊᒥᓱᓐ ᐊᖑᓇᓱᐊᖅᑰᑦ ᐃᓱᒪᖃᑕᓚᐅᖏᒻᒪᑕ ᐅᖃᐅᓯᖃᓇᐊᒥᓐ ᐆᒪᔪᐸᐅᖏᓐᓂᖅᓴᐅᔪᖅᑕᒥᓂᒃ ᐊᒻᒪ ᑎᒻᒥᐊᖅᑕᒥᓂᒃ (C.F.).

11 **ᒪᓐᓂᑦ:** ᐊᒻᒪᓱᓕᒃᑲᓂᖅ, ᒪᓐᓂᖅᑕᐅᖃᑕᖅᑐᐃᑦ ᐊᑦᐸᓯᓗᐊᖅᑐᔭᖅᑐᖅ. ᐊᒥᓱᓐ ᒪᓐᓂᑦ ᓄᐊᑕᐅᑭᒻᒪᑕ ᐊᕐᕌᒍᑖᒪᓐ ᑭᓯᐊᓂ ᐊᒥᓱᓐ ᐊᖑᓇᓱᐊᖅᑰᑦ ᐅᖃᖃᑕᓚᐅᖏᒻᒪᑕ ᓄᓇᓕᓐᓂ ᓈᓴᐃᔨᐅᔪᒧᑦ (C.F.).

12 **ᐃᖃᓗᐃᑦ:** ᐃᖃᓗᑦᑕᐅᑭᑦᑐᓄᑦ ᓇᓚᐅᑖᑦᑕᐅᓯᒪᔪᐃᑦ ᑕᒪᓂᑦᑎᐊᑐᔭᖅᑐᓐ (C.F.). ᐊᖑᓇᓱᐊᖅᑰᑦ ᐅᖃᖃᑕᓚᐅᖅᑐᐃᑦ ᑮᓇᐅᔭᓕᐅᕈᑎᖃᕋᓱᐊᖅᑐᑎᒃ ᐃᖃᓗᒐᓱᐊᖃ-ᑕᓚᐅᓇᐊᒥᒃ ᐱᒋᐊᓕᕋᑖᖅᑎᓪᓗᒍ ᖃᐅᔨᓴᓐᓂᖅ ᐊᒻᒪ ᐃᓚᖏᓐ ᐅᖃᐅᓯᐅᑐᐃᓐᓇᐊᖃᖅᓯᒪᔪᓐ. ᑎᑎᖃᕐᑯᑎᑕᖃᓚᐅᖏᑦᑐᖅ ᑎᑎᕋᖅᓯᒪᔪᓂ ᓇᓗᓇᐃᖅᓯᓯᒪᔪᓂᑦ ᐃᖃᓗᑦᑕᐅᔪᓐ ᑮᓇᐅᔭᓕᐅᕈᑎᖃᕋᓱᐊᖅᑐᒪᖔᑕ, ᑭᓯᐊᓂᓕ ᐃᓚᖏᓐ ᑮᓇᐅᔭᐅᓕᕈᑕᐅᓇᓱᐊᕐᓗᑎᒃ ᐃᖃᓗᑦᑕᒪᓂᐅᔪᓐ ᐅᖃᐅᓯᐅᑐᐃᓐᓇᐊᓕᒥᓂᑦ. ᐃᒪᒻᒥᐅᑕᓕᕆᔨᒃᑯᓐ ᑎᑎᖃᕐᑯᑎᖏᑦ ᓇᓗᓇᐃᖅᓯᔪᐃᑦ ᑮᓇᐅᔭᓕᐅᕈᑎᖃᕋᓱᐊᕐᓗᓂ ᐃᖃᓗᒐᓱᑦᑐᖃᖃᑕᓇᐊᖓ ᖃᐅᔨᓴᖅᑐᖃᖅᑎᓪᓗᒍ (DFO F).

13 **ᐃᓲᕋᐃᑦ:** ᐊᕐᕌᒍ 1-ᒥ ᐃᓲᕋᖅᑕᐅᓚᐅᖅᑐᓄᑦ ᓇᓚᐅᑖᑦᑕᐅᔪᐃᑦ ᐊᑦᐸᓯᓗᐊᖅᑐᔭᖅᑐᓐ ᐱᓪᓗᒍ ᐊᒥᓱᓐ ᐃᓲᕋᖅᑕᐅᖃᑕᓂᖏᑦ ᐅᐱᕐᖓᑖᒪᓐ. ᓇᓚᐅᑖᑦᑕᐅᓯᒪᔪᐃᑦ ᐊᓯᖏᓐᓂ ᐊᕐᕌᒍᐃᑦ ᓱᓕᔫᔭᖅᑐᖅ (C.F.).

14 **ᒥᑭᓂᖅᓴᑦ ᑲᕕᓯᓕᑦ:** ᐱᔭᐅᓚᑦᑐᑦ ᖃᑦᑎᐅᓂᖏᑦ ᐊᑦᑎᓗᐊᖅᑑᔭᖅᑐᑦ; ᐃᓚᖏᑦ ᐱᔭᐅᑦᑕᐃᓐᓇᐸᑦᑐᑦ ᐊᕐᕌᒍᑖᒪᑦ. ᐅᖃᐅᓯᐅᓚᐅᖅᑐᖅ ᐅᓄᕐᓂᖅᓴᐃᑦ ᐃᓄᐃᑦ ᐅᖃᐅᓯᖃᖅᐸᓚᐅᖏᑦᑐᑦ ᑕᒪᒃᑯᓐᖓᑦ ᑲᕕᓯᓕᓐᓂᒃ. ᓄᓗᐊᖅᑎᑕᐅᓲᖑᔪᑦ ᐊᒻᒪᓗ ᓄᓗᐊᑦ ᖃᐅᔨᔭᐅᑦᑎᐊᑐᐊᕋᒥᒃ ᐅᓪᓗᐃᓐ 50ᖏᓐᓂᓯᑭᓐᓲᖑᔪᑦ (C.F.).

ᕿᓚᓗᒐᖅᑐᖃᓂᕐᒪᖔᑦ ᐅᖃᐅᓯᐅᓚᐅᓐᖏᒃᑲᓗᐊᖅᑎᓪᓗᒍ ᖃᐅᔨᓴᓐᓂᕐᒧᑦ ᐳᓚᕋᖅᑎᖓᓄᑦ, ᐃᒪᕐᒥᐅᑕᓕᕆᔨᒃᑯᑦ ᐊᓪᓚᓯᒪᔪᖏᑦ ᑕᑯᑎᑦᓯᓯᒪᔪᑦ ᐱᖓᓱᓂᒃ ᕿᓚᓗᒐᖅᑐᖃᖅᑐᒥᓂᐅᓂᖓᓂᒃ 1999/2000ᒥ (DFO N/B).

6.2.3 Nunanit Inikhimayut Ukauhiit: Ukhuktuuq

Ihivgiuktit Atugutait:
Ihivgiufaakhimayuni ataani naunaiyakhimaut nunani pulaakhimatitluni takuhimayut 22kuyut umayukhiuktit titigaktauhimaitut Umayukhiukhimayuni Ihivgiuktuni. 18kuyut hapkoa Inut – tamamik ilaani umayukhiukataktut. Naunaiyakhimayuk hitamat Inuinaungitut umayukhiuktit tuniyauhimayut inminiigutiminik titigaktauhimaitut, ovalo tamamik ilaani umayukhiukpaktut. Ukakhimayut ilangani 5.2.1 ikpinagutait hapkoa ataani naunaiyakhimayut pilaaktut ataanut ihumagiyainik umayukhiukhimayut naunaiyautaini. Kihimi angitjutait ihimagiyait mikiyut ilauhimaitut umayukhiuktit tamamik ilaani umayukhiukatamata ovalo tukuhimamata 6%nik tamaat umayukhiuktunit (Ikpatauyak 10).

Ikituumata amigaitjutait umayukhiukatainaktut titigakhimayut Ukhutuumi, umayukhiuktainaktut naunaiyautait ilautihimayut umayukhiukataktunut naunaiyautainut hamna atugutaini umayukhiukhimayut naunaiyautaini.

HTOkut katimayiit ihumayut amigaitkiyait 8nik umayukiukatainaktunik nunami. Taimaimat tamamik titigakhimaitut umayukhiuktit naunaiyakhimayut ilaani umayukhiukataktut pihimayunakhiyuk ilangit umayukhiukatainaktut ihuitumik naunaiyakhimayut kihimi titigaktauhimaitumik. Ikpinagutait hamna mikiyut, ukakhimayut hamani katitikhimamata umayukhiuktaktut ovalo umayukhiukatainaktut naunaiyautait naunaiyakhimayuni.

Ihivgiuktauhimayut ovalo kiuyuitut ihimagiyait:
Kiuhimayut naunaiyautait naamaktuugaluit tamamivyak tatkikhiutini mikiyut ikituni tatkikhiutini ihivgiuktuni ovalo auyami ovalo ukiakhami 1998mi (ukiumi 3), talimat tatkikhiutit ataani 75%mik. Takukhauyut ikpatauyami 9mi pikataktut kiuyuitut naunaiyautait Ukhuktuuqmi mikiyut 0.4%mik ovalo ihumagiyauyut pilaaktuni atuktaini kiuyuituni ihumagiyaini.

Kiuhimayut naunaiyautait ihumagiyauyut naamaktut ovalo kiuyuitut ihimagiyait mikiyut amigaivyaktuni ukiuni piyaami nni pihimayut naamaktumik ilauyuni uktukhimayunit Nni umayukhiuktini. Taiguaktut atuktukhat ihumagilugit atugutaini katitikhimayut katitigutaini auyami ovalo ukiakhami ukiumi 1 ovalo 3 ihivgiuktuni pihimamat pilaaktunik tamamik uktukhimayut ihuinaagutait ovalo kiuyuitut ihimagiyait angililaamat kiuhimayut naunaiyautait katagaagata.

Atugutingit ihumagiyait ovalo kiuhimayut ihuinaagutait:
Nunani pulaaktakhimapluta tuhaktitiyauhimayugut malikhugit Inuit kauyimatukagini, umayukhiuktit naunaiyatiayuitait umayukhimayaminik – ilaa piyuimata kauyimatukagini naunaiyaklugit ovalo tuhaktitilugit umayuktaminik. Ihumayut ilangit umayukhiuktit ataani naunaiyakhimayut ovalo ataani tuhaktitihimayut umayukhimayaminik, ilaa ilangit umayut; tinmiat ovalo mikiyut umayut. Taiguaktut takuyukhat ilangani 5.4 inikpiakhimayunik ukauhimayunik hamani ihumagiyauyumik.

Takuhimayut utiktitihimayuni ubluit ikpatauyami, amigaktut umayukhiukhimayut titigagutait ukiuni 1, 4 ovalo 5 katitikhimayut iluani pingahut tatikhiutini umayukhiukhimayainik. Ukiumi 2 ovalo 3 amigaivyaktut tatkikhiutit takiyut utiktitihimayut tatkikhiutit, kihimi amigaivyaktut ataaniitut siksinik tatkikhiutinik. Pilaaktainik umayukhiuktit puigugilutik umayukhiukhimayaminik angililaaktuk utiktitihimayut ubluit ungahikhigaagata, ukakhimayut ilangit naunaiyautait ihuinaakhimayut piyunakhihimayut utiktitihimayut ubluit takiligaagata.

Nalunaituk ukakhimayuni mikhaanut ikaliviit hamani, kinauyaliukhimayut ikaliviit ihivgiuktitlugit. Ihumagiyauyut ilangit hapkoa kinauyaliugutit umayukhiukhimayut tuhaktitihimayut atuktakhainik umayukhiukhimayainut.

Nunanit ukakhimayut ovalo aalanit atukhimayaini katitikhimayuni:

1. **Tuktut:** Tuktut umayukhiukhimayut tamamivyak nunani tuktut, kihimi ilangit kikiktanit tuktut ovalo kananamit tuktut tuhaktitihimayut ihivgiukhimayuni. Atukhimaut naunaiyagutini umayukhiukhimayut naunaiyautait katitikhimayut atauhimut.
2. **Umingmait:** Umayukhiukhimayut naunaiyautait mikiyut (C.F.) DSDkut tuhaktitihimayut hapkoa umayukiukhimayut amigaitjutait umingmait (DSD MXc):

Year 1	Year 2	Year 3	Year 4	Year 5
n/d	34	n/d	n/d	30

Hapkoa katitikhimayut pihimayut DSDkunit ukatiakhimaitut kanugitumik umayukhiukhimayut atuktakhaminik ovaluniit kablunaat umayukhiukhimayainut, kihimi tuhaktitauhimayugut pikataktut pingahunik ovalo talimanik kablunaat umayukhiukhimayainik ukiuk tamaat. Taimaitpat atuktakhait umayukhiukhimayut ukiuni 2 ovalo 5 piyakhait 29kuyut ovalo 25kuyut ukiungini. Hapkoa katitikhimayut nalungitut umayukhiukhimayut naunaiyautait mikiyut.

3 **Nanuit:** Amigaitjuttit takukhauyut naunaiyakafuungitut kihimi pihimayut umayukhiukhimayut amigaitjutait tunihimayut DSDkunit (DSD PB).

4 **Amagut:** Umayukhiukhimayut naunaiyautait mikiyut (C.F.). Katitikhimayut pihimayut DSDkunit titigakhimayut amiit niuviktauhimayut umayukhiuktinit. DSDkut tuhaktitihimayut pihimayut 1999/2000mit ovalo 2000/2001mit (ukiuni 4 ovalo 5) ovalo titigakhimayut siksiit amagut amiit niuviktauhimayut 1999/2000mi (ukiumi 4) ovalo talimat niuviktauhimayut 2000/2001mi (ukiumi 5) (nalungilutit DSDkut katitikhimayait atuktut umayukhiukhimayut ukiungit Julymit Junemut, Umayukhiukhimaut Ihivgiugutit katitigutait atukhimayut Junemit Maymut) (DSD FB). Atukhugit hamna tuhagutikhat umayukhiukhimayut naunaiyautait ukiumi 5mi mikiyut kihimi naunaiyautait ukiumi 4mi naamaktut.

5 **Tigiganiat:** Umayukhiukhimayut naunaiyautait ukiumi 3 ovalo 5 mikiyut (C.F.). DSDkut tuhaktititjutait atukhimayut ovalo takukhauyut siksit amiit niuviktauhimayut Ukhutuumiunit umayukhiuktinit 1999/2000mi (ukiumi 4) ovalo 54nik niuviktauhimayut 2000/2001mi (ukiumi 5) (nalungilutit DSDkut katitigutait atukhimayut umayukhiukhimayuni ukinginik Julymit Junemut, Umayukhiukhimayut Ihivgiugutait katitigutait atukpamata umayukhiukhimayut ukiungini Junemit Maymut) (DSD FB). Pihimamat umayukhiukhimayut naunaiyautait takukhauyut naunaiyautait ukiumi 5mi mikiyut.

6 **Kalviit:** Umayukhiukhimayut naunaiyautait mikiyut (C.F.). DSDkut tuhaktitihimyait atukhimayut kihimi takukhaungitut titigagutinik amiit niuviktauhimaitut ukiumi 4mi ovalo 5mi (DSD FB).

7 **Mikiyut umayut:** Umayukhiuktit ukakhimayut amigaitut tuhaktitihimayuitait mikiyut umayut nunani havaktinut, taimaimat naunaiyautit mikiyut. Amigaitut umayukhiuktit ihumayuimata tuhaktitilugit hapkoa umayut (C.F.).

8 **Ugyuit:** Ukiuni pingitut titigakhimayuni, pivagunakhiyut ugyunik kihimi tuhaktitiyauyuitut (C.F.).

9 **Uluaguliit:** Umayukhiukhimayut naunaiyautait kangunik naamaktut. CWSkut ikayukhimayut umayukhiukhugit ukiuni 4mi ovalo 5mi pihimaplugit umayukhiukhimayut hapkoa ukiungani. Kihimi naunaiyautait tamaki aalat tinmiat mikiyut (C.F.).

10 **Akilgiit:** Umayukhiukhimayut naunaiyautait mikiyut. Umayukhiuktit tuhaktitihimayut apigiyauyuitut kafinik umayunik umayukhiukpaktut tamamik umayunik. Apigiyauhimayut kanugitunik umayukhimayut talvatuak. Amigaitut umayukhiuktit ihumayuimata tuhaktitilugit mikiyut umayut ovalo tinmiat umayukhiukhimayainik (C.F.).

11 **Maniit:** Ilaa, manikhiugutait naunaiyautait mikiyut. Amigaitut maniit pikiutaukataktut ukiuk tamaat kihimi amigaitut umayukhiuktit tuhaktitiyuitait nunani havaktinut (C.F.).

12 **Ikaliviit:** Umayukhiukhimayut naunaiyautait naamaktut (C.F.). Umayukhiuktit tuhaktitihimayut ilangit kinauyaliugutit ikalukhiukhimayut pilihaaktitlugu ihivgiuktut ovalo ilangit tuhaktitauhimayunakhiyut. Titigakangituk katitikhimayuni naunaiyautait kitut kinauyaliugutihimayut ikaluktaini kihimi ilangit ilangit kinauyaliugutit ikalukhimayut tuhaktititauhimayunakhiyut. DFOkut tuhaktitihimayut kinauyaliukhimayunik ikalukhiukpaktut ikalivinik ihivgiuktitlugit (DFO F).

13 **Ikalukpik:** Ukiumi 1mi umayukhiukhimayut naunaiyautait mikiyut, amigaitut ihuut ikaluktauvamata tamamik ukiuk upingaami. Naunaiyautait aipaini ukiuni naamaktut (C.F.).

14 **Eetuuk:** Umayukhiukhimayut naunaiyautait mikiyut, pivaktut ukiuk tamaat. Tuhaktitihimayut amigaktut Inuit tuhaktitiyuitait hapkoa ikaluit. Pilikpaktait kuvyani ovalo kuvyanik takuyaktugaagamik pilikpaktut 50nik ubluk tamaat (C.F.).

Kilalukat tuhaktitihimaitut Umayukhiukhimayuni Ihivgiuktitlugit, nunani havaktit, DFOkut titigait takukhauyut umayukhiukhimayut talimanik kilaluganik 1999/2000mi (DFO N/B).

TABLE/ᓇᓗᓇᐃᔭᐅᑦ/NAUNAIKUTA 387

Monthly harvest estimates
ᑕᕿᑕᒫᑦ ᐊᖑᔭᓄᑦ ᓇᓚᐅᑦᓵᕈᑏᑦ
Tatkiktamat nahaktauvaktun

Year 1 (June 1996 - May 1997)
ᐊᒻᕐᒍ 1 (ᔫᓂ 1996 - ᒪᐃ 1997)
Ukiunga 1 (June 1996 - May 1997)

Month/ᑕᕿᖓ/Tatkia			JUN ᔫᓂ	JUL ᔪᓚᐃ	AUG ᐊᐅᒻᒍᑎ	SEP ᓱᑎᒻᐱᓇ	OCT ᐅᑦᑐᐱᓇ	NOV ᓄᓇᒻᐱᓇ	DEC ᑏᓯᒻᐱᓇ	JAN ᒣᓐᓄᐊᓇ	FEB ᓈᕝᕗᐊᓇ	MAR ᒫᕐᓯ	APR ᐃᑦᓇᓕ	MAY ᒪᐃ	Total ᑲᑎᑦᑐᒋᑦ Tamakiklugin ± 95% CI
Species	**ᐆᒪᔪᑦ**	**Umajuin**													
Caribou	ᑐᒃᑐᐃᑦ	Tuktut	11	39	54	21	11	2	11	38	43	11	26	7	274 ± 35
Musk-ox	ᐅᒥᒃᒪᐃᑦ	Umingmait										5			5 ± 3
Polar bear‡	ᓇᓄᐃᑦ‡	Nanuit‡			3	2	7				2		15		
Tundra grizzly	ᐊᒪᕈᐃᑦ	Akhait		1											1 ± 1
Wolf	ᑎᓇᒪᓐᓂᐊᑦ	Amagut				1						3			4 ± 4
Arctic fox	ᐅᑲᓖᑦ	Tigiganiat						2	24	9	46	13			94 ± 44
Arctic hare	ᓱᖅᑯᓖᑦ	Ukalik												2	2 ± 2
Arctic ground squirrel	ᓇᑦᓱᑦ	Hikhik											3	5	8 ± 9
Seals (unspecified)	ᐅᒡᔪᐃᑦ	Natiit	50	34	47	15		20	18	6	18	39	6	14	267 ± 36
Ringed seal	ᖃᐃᕈᓖᑦ	Natiinat		3											3 ± 2
Bearded seal	ᓂᑦᓖᑦ	Ukyuk		8	9										17 ± 5
Narwhal	ᑲᖑᐃᑦ	Tuugaak				1									1 ± 1
Geese (unspecified)	ᓂᑦᓖᑦ ᐅᓗᐊᒍᑦᓖᑦ	Kanguk		1											1 ± 1
Canada goose	ᓂᑦᓖᑦ	Nikliknik	2												2 ± 0
Black guillemot	ᒥᑏᑦ	Black guillemot				1									1 ± 1
Ptarmigan	ᐊᕿᒻᒋᑦ	Akilgik	6								1	2			9 ± 2
Goose eggs	ᑲᖑᐃᑦ ᒪᓐᓂᖏᑦ	Uluaguliit manniit	15												15 ± 0
Arctic char	ᒥᑏᑦ ᒪᓐᓂᖏᑦ	Ikaliviit	579	2,755	1,641	1,298	10,955	458		47	68	178	24	75	18,078 ± 4,280
Freshwater fish (unspecified)	ᐃᖃᓗᒃᐲᑦ	Tahinik Ikaluit		4											4 ± 3
Lake trout	ᐃᓱᕋᐃᑦ	Ikalukpik	222	8		4	7			2			30	12	285 ± 187

‡ Polar bear data supplied by DSD.

‡ ᓇᓄᑦᓄᑦ ᑎᑎᕋᑦᑕᒪᔪᑦ ᑐᓂᔭᖏᑦ ᐅᑯᐊ ᐃᑯᐱᕐᕕᓕᕆᔨᑦ.

‡ Nanuin nahagaumajut pijauhimajut Ikupiktulikijinik.

TABLE/ᓇᓗᓇᐃᔭᐅᑦ/NAUNAIKUTA 388

Monthly hunter response — **Year 1 (June 1996 - May 1997)**

ᑕᕿᑕᒫᑦ ᐊᖑᓇᓱᒃᑏᑦ ᑭᐅᓂᖏᑦ — **ᐊᒻᕐᒍ 1 (ᔫᓂ 1996 - ᒪᐃ 1997)**

Tatkiktaman pijauhimajut angunahuktinun — **Ukiunga 1 (June 1996 - May 1997)**

Month/ᑕᕿᖓ/Tatkia			JUN ᔫᓂ	JUL ᔪᓚᐃ	AUG ᐊᐅᒻᒍᑎ	SEP ᓱᑎᒻᐱᓇ	OCT ᐅᑦᑐᐱᓇ	NOV ᓄᓇᒻᐱᓇ	DEC ᑏᓯᒻᐱᓇ	JAN ᒎᖕᓄᐊᓇ	FEB ᓈᕝᐅᐊᓇ	MAR ᒫᕐᓯ	APR ᐃᕐᓇᓕ	MAY ᒪᐃ	Total ᑲᑎᑦᑐᒋᑦ Tamakiklugin
Hunter Response Categories	ᐊᖑᓇᓱᒃᑏᑦ ᑭᐅᓂᖏᑦ ᐊᒻᒍᕐᓯᒪᓂᖏᑦ	**Angunahukpaktun Kiujai**													
Monthly hunter list	ᑕᕿᑕᒫᑦ ᐊᖑᓇᓱᒃᑏᑦ	Tatkitaman angunahuktut titigait	33	40	60	60	60	60	60	60	60	61	61	61	63*
Hunters interviewed	ᐊᖑᓇᓱᒃᑏᑦ ᐊᐱᕐᓱᕐᑕᑦ	Angunahuktin apikhuktan	29	34	52	42	39	36	35	45	43	39	26	20	59*
Harvested	ᐊᖑᓇᓱᒃᑐᒥᓃᑦ	Angujaujut	25	27	27	19	21	14	11	19	18	18	10	10	58*
Response Rate (%)	ᑭᐅᔪᑦ ᖃᑦᓯᐅᓂᖏᑦ (%)	Kiujut (%)	88	85	87	70	65	60	58	75	72	64	43	33	67**

* Hunters registered/interviewed/harvested at least once during the year.
** Mean monthly response rate.

* ᐊᖑᓇᓱᒃᑏᑦ ᐊᑎᓕᐅᑦᑕᐅᒪᔪᑦ/ᐊᐱᕐᓱᕐᑕᑦ/ᐊᖑᓇᓱᒃᑐᒥᓃᑦ ᐊᑕᐅᓯᐊᕐᓗᐊᑦᑐᑎᒃ ᐊᒻᕐᒍᒥ.
** ᐊᔾᔨᒌᓕᕐᑎᓯᒪᔪᑦ ᑕᕿᑕᒫᑦ ᑭᐅᔪᑦ.

* Angunahuktin atiliukhimajut/apikhiktaunikut/anguhimajut talvani ukiumi.
** Talvani angunahuknami kiujutaumajut.

TABLE/ᓇᓗᓇᐃᔭᐅᑦ/NAUNAIKUTA 389

Recall period between harvest and interview, expressed as % of total harvest records — **Year 1 (June 1996 - May 1997)**

ᐅᑎᕐᕕᐅᔪᑦ ᐊᑯᕐᖓᓂ ᐊᖑᓇᓱᒃᓂᖓᑕ ᐊᒻᒪᓗ ᐊᐱᕐᓱᕐᑕᐅᓂᖓᑕ, ᓇᓗᓇᐃᕐᑕᑦ ᐃᒫᒃ % ᑲᑎᑦᑐᒋᑦ ᐊᖑᓇᓱᒃᑕᑦ ᑎᑎᕐᕐᑕᐅᒪᔪᑦ — **ᐊᒻᕐᒍ 1 (ᔫᓂ 1996 - ᒪᐃ 1997)**

Itkaumajaujut angunahuktunun apihijauvaktunutlu, kanuk amigaitiginit tamakiklugin angujauhimajut — **Ukiunga 1 (June 1996 - May 1997)**

Month/ᑕᕿᖓ/Tatkia			JUN ᔫᓂ	JUL ᔪᓚᐃ	AUG ᐊᐅᒻᒍᑎ	SEP ᓱᑎᒻᐱᓇ	OCT ᐅᑦᑐᐱᓇ	NOV ᓄᓇᒻᐱᓇ	DEC ᑏᓯᒻᐱᓇ	JAN ᒎᖕᓄᐊᓇ	FEB ᓈᕝᐅᐊᓇ	MAR ᒫᕐᓯ	APR ᐃᕐᓇᓕ	MAY ᒪᐃ	Total ᑲᑎᑦᑐᒋᑦ Tamakiklugin
Recall Period	ᐅᑎᕐᕕᐅᔪᑦ	**Pigiakvia**													
≤ 3 months	≤ 3 ᑕᕿᑦ	≤ tatkin pingahut	100	98	100	100	100	100	100	100	100	100	92	100	99
4-6 months	4-6 ᑕᕿᑦ	tatkin hitaman 6nut	0	0	0	0	0	0	0	0	0	0	8	0	0
> 6 months	> 6 ᑕᕿᑦ	> 6 tatkin	0	2	0	0	0	0	0	0	0	0	0	0	0

TABLE/ᓇᓗᓇᐃᔭᐅᑦ/NAUNAIKUTA 390

Number of hunters harvesting each species — **Year 1 (June 1996 - May 1997)**

ᖃᑦᓯᐅᓂᖏᑦ ᐊᖑᓇᓱᒃᑏᑦ ᐊᖑᓇᓱᒃᐸᑦᑐᑦ ᐊᑐᓂᒃ ᐆᒪᔪᕐᓂᒃ — **ᐊᒡᕐᒍ 1 (ᔫᓂ 1996 - ᒪᐃ 1997)**

Amigaitiginigin angunahukpaktun anguvaktaitlu kanugitugiagin — **Ukiunga 1 (June 1996 - May 1997)**

Month/ᑕᕝᕙᖓ/Tatkia			JUN ᔫᓂ	JUL ᔪᓚᐃ	AUG ᐊᐅᒡᒍᑎ	SEP ᓱᑎᒡᐱᕆ	OCT ᐅᑦᑐᐱᕆ	NOV ᓄᓇᒡᐱᕆ	DEC ᑏᓯᒡᐱᕆ	JAN ᒎᓐᓄᐊᕆ	FEB ᓈᕝᕗᐊᕆ	MAR ᒪᕐᓯ	APR ᐃᑦᕆᓕ	MAY ᒪᐃ	Total ᑲᑎᑦᑐᑦ Tamakiklugin
Species	**ᐆᒪᔪᑦ**	**Umajuin**													
Caribou	ᑐᒃᑐᐃᑦ	Tuktut	6	17	17	8	7	2	5	11	10	5	5	2	50
Musk-ox	ᐅᒥᒃᒪᐃᑦ	Umingmait										3			3
Polar bear#	ᓇᓄᐃᑦ#	Nanuit#	n/d	n/d	n/d	n/d	n/d	n/d	n/d	n/d	n/d	n/d	n/d	n/d	n/d
Tundra grizzly	ᐊᒪᕈᐃᑦ	Akhait		1											1
Wolf	ᑎᓇᒐᓐᓂᐊᑦ	Amagut				1						1			2
Arctic fox	ᐅᑲᓖᑦ	Tigiganiat						1	1	2	6	3			11
Arctic hare	ᓱᖅᑯᓖᑦ	Ukalik												1	1
Arctic ground squirrel	ᓇᑦᓱᑦ	Hikhik											1	1	2
Seals (unspecified)	ᐅᒡᔪᐃᑦ	Natiit	17	14	8	4		9	5	4	5	8	2	4	43
Ringed seal	ᖃᐃᕈᓖᑦ	Natiinat		2											2
Bearded seal	ᓂᑦᓖᑦ	Ukyuk		6	4										10
Narwhal	ᑲᖑᐃᑦ	Tuugaak				1									1
Geese (unspecified)	ᓂᑦᓖᑦ ᐅᓗᐊᒍᑦᓖᑦ	Kanguk		1											1
Canada goose	ᓂᑦᓖᑦ	Nikliknik	1												1
Black guillemot	ᒥᑏᑦ	Black guillemot				1									1
Ptarmigan	ᐊᕿᒡᒋᑦ	Akilgik	2								1	1			3
Goose eggs	ᑲᖑᐃᑦ ᒪᓐᓂᖏᑦ	Uluaguliit manniit	1												1
Arctic char	ᒥᑏᑦ ᒪᓐᓂᖏᑦ	Ikaliviit	10	14	13	6	18	3		2	2	3	2	2	42
Freshwater fish (unspecified)	ᐃᖃᓗᒃᐲᑦ	Tahinik Ikaluit		1											1
Lake trout	ᐃᓱᕋᐃᑦ	Ikalukpik	7	2		1	2			1			3	1	12

‡‡ No data are available corresponding to the harvest numbers shown in the harvest estimates table which were provided by DSD.

‡‡ ᑎᑎᕋᓯᒪᔪᓂᒃ ᐱᑕᖃᖅᖏᑦᑐᖅ ᐱᔾᔪᑎᓕᓐᓂᒃ ᐊᖑᔭᑦ ᖃᑦᓯᐅᓂᖏᓐᓄᑦ ᐊᓚᒃᑲᐅᒪᔪᓄᑦ ᐊᖑᔭᓄᑦ ᓇᓚᐅᑦᓴᕈᑎᓂ ᑐᓂᔭᖏᓐᓂ ᐃᑯᐱᕐᕕᓕᓇᕆᑦ.

‡‡ Nahagauhimaitut titigakhimajunik pitman kanuk angujaukatakhimajunik kanukitunit pijaumajut ikupiktulikijinik.

TABLE/ᓇᓗᓇᐃᔭᐅᑦ/NAUNAIKUTA 391

Monthly harvest estimates — **Year 2 (June 1997 - May 1998)**

ᑕᕿᑕᒫᑦ ᐊᖑᔭᓄᑦ ᓇᓚᐅᑦᓵᕈᑏᑦ — **ᐊᒻᕋᒍ 2 (ᔫᓂ 1997 - ᒪᐃ 1998)**

Tatkiktamat nahaktauvaktun — **Ukiunga 2 (June 1997 - May 1998)**

6.2.4

Month/ᑕᕿᖓ/Tatkia			JUN ᔫᓂ	JUL ᔪᓚᐃ	AUG ᐊᐅᒻᒍᑎ	SEP ᓱᑎᒻᐱᕆ	OCT ᐅᑦᑐᐱᕆ	NOV ᓄᕕᒻᐱᕆ	DEC ᑏᓯᒻᐱᕆ	JAN ᒎᓐᓄᐊᕆ	FEB ᕕᕝᕗᐊᕆ	MAR ᒫᔪ	APR ᐃᑦᕆᓕ	MAY ᒪᐃ	Total ᑲᑎᑦᑐᒋᑦ Tamakiklugin ± 95% CI
Species	**ᐆᒪᔪᑦ**	**Umajuin**													
Caribou	ᑐᒃᑐᐃᑦ	Tuktut	53	79	119	121	62	17	9	14	36	14	28	37	589 ± 62
Musk-ox	ᐅᒥᒃᒪᐃᑦ	Umingmait											1		1 ± 0
Polar bear‡	ᓇᓄᐃᑦ‡	Nanuit‡			2		2		1			1		2	8
Wolf	ᐊᒪᕈᐃᑦ	Amagut						10	1		1		4	2	18 ± 2
Arctic fox	ᑎᓇᒐᓐᓂᐊᑦ	Tigiganiat					38	36	8	5	1				88 ± 6
Arctic ground squirrel	ᓱᒃᓱᑦ	Hikhik												5	5 ± 0
Seals (unspecified)	ᓱᖅᑯᓖᑦ	Natiit	106	8	5										119 ± 54
Ringed seal	ᓇᑦᓱᑦ	Natiinat		100	93	51	4	3	1	23	9	8	8	19	319 ± 30
Bearded seal	ᐅᒻᔪᐃᑦ	Ukyuk		5	12	1									18 ± 4
Narwhal	ᑑᒫᓖᑦ ᕿᓚᓗᒐᑦ	Tuugaak			5	5									10 ± 4
Snow goose	ᑲᖑᐃᑦ	Kanguq		6		3									9 ± 7
Canada goose	ᓂᑦᓖᑦ ᐅᓗᐊᒍᑦᓖᑦ	Nikliknik			3	6									9 ± 7
Red-Throated loon	ᖃᖅᓴᐅᑦ	Qaqhuaq			3										3 ± 3
Yellow-Billed loon	ᑑᒃᓕᒻᔪᐊᖅ	Tuulik		1											1 ± 1
Ptarmigan	ᐊᕿᒻᒋᑦ	Akilgik				1									1 ± 1
Sandhill crane	ᑕᑎᒻᒐᕐᔪᐊᑦ	Tatilgaq	2												2 ± 2
Goose eggs	ᑲᖑᐃᑦ ᒪᓐᓂᖏᑦ	Uluaguliit manniit	32												32 ± 46
Seagull eggs	ᓇᐅᔭᐃᑦ ᒪᓐᓂᖏᑦ	Nauyat manniit	5												5 ± 7
Arctic char	ᐃᖃᓗᒃᐲᑦ	Ikaliviit	1,516	2,606	3,527	3,149	3,247	331	51	57	98	16	500	36	15,134 ± 2,397
Lake trout	ᐃᓱᕋᐃᑦ	Ikalukpik		497	20	62	59	4				3	22	132	799 ± 265
Sculpin	ᑲᓇᔪᐃᑦ	Kanayuk		346	222	208									776 ± 485

‡ Polar bear data supplied by DSD.

‡ ᓇᓄᑦᓄᑦ ᑎᑎᕋᑕᐅᒪᔪᑦ ᑐᓂᔭᖏᑦ ᐅᑯᐊ ᐃᑯᐱᕐᕕᓕᕆᔨᑦ.

‡ Nanuin nahagaumajut pijauhimajut Ikupiktulikijinik.

TABLE/ᓇᓗᓇᐃᔭᐅᑦ/NAUNAIKUTA 392

Monthly hunter response — **Year 2 (June 1997 - May 1998)**

ᑕᕿᑖᒪᑦ ᐊᖑᓇᓱᒃᑏᑦ ᑭᐅᓂᖏᑦ — **ᐊᒻᕿᒍ 2 (ᔫᓂ 1997 - ᒪᐃ 1998)**

Tatkiktaman pijauhimajut angunahuktinun — **Ukiunga 2 (June 1997 - May 1998)**

Month/ᑕᕿᖓ/Tatkia			JUN ᔫᓂ	JUL ᔪᓚᐃ	AUG ᐊᐅᒻᒍᑎ	SEP ᓱᑎᒻᐱᓇ	OCT ᐅᑦᑐᐱᓇ	NOV ᓄᓇᒻᐱᓇ	DEC ᑏᓯᒻᐱᓇ	JAN ᒎᓐᓄᐊᓇ	FEB ᓈᕝᕗᐊᓇ	MAR ᒪᕐᓯ	APR ᐃᑦᓇᓕ	MAY ᒪᐃ	Total ᑲᑎᑦᑐᒋᑦ Tamakiklugin
Hunter Response Categories	ᐊᖑᓇᓱᒃᑏᑦ ᑭᐅᓂᖏᑦ ᐊᒻᒍᕐᓯᒪᓂᖏᑦ	**Angunahukpaktun Kiujait**													
Monthly hunter list	ᑕᕿᑖᒪᑦ ᐊᖑᓇᓱᒃᑏᑦ	Tatkitaman angunahuktut titigait	61	78	77	77	77	77	77	77	77	77	75	75	80*
Hunters interviewed	ᐊᖑᓇᓱᒃᑏᑦ ᐊᐱᕐᓱᕐᑕᑦ	Angunahuktin apikhuktan	25	64	64	64	75	76	76	73	70	70	75	75	80*
Harvested	ᐊᖑᓇᓱᒃᑐᒥᓃᑦ	Angujaujut	12	41	45	38	32	17	7	12	14	14	21	31	65*
Response Rate (%)	ᑭᐅᔪᑦ ᖃᑦᓯᐅᓂᖏᑦ (%)	Kiujut (%)	41	82	83	83	97	99	99	95	91	91	100	100	88**

* Hunters registered/interviewed/harvested at least once during the year.
** Mean monthly response rate.

* ᐊᖑᓇᓱᒃᑏᑦ ᐊᑎᓕᐅᑦᑕᐅᒪᔪᑦ/ᐊᐱᕐᓱᕐᑕᑦ/ᐊᖑᓇᓱᒃᑐᒥᓃᑦ ᐊᑕᐅᓯᐊᕐᓗᐊᑦᑐᑎᒃ ᐊᒻᕿᒍᒥ.
** ᐊᔾᔨᒌᓕᕐᑎᓯᒪᔪᑦ ᑕᕿᑖᒪᑦ ᑭᐅᔪᑦ.

* Angunahuktin atiliukhimajut/apikhiktaunikut/anguhimajut talvani ukiumi.
** Talvani angunahuknami kiujutaumajut.

TABLE/ᓇᓗᓇᐃᔭᐅᑦ/NAUNAIKUTA 393

Recall period between harvest and interview, expressed as % of total harvest records — **Year 2 (June 1997 - May 1998)**

ᐅᑎᕐᕕᐅᔪᑦ ᐊᑯᕐᖓᓂ ᐊᖑᓇᓱᓐᓂᖓᑕ ᐊᒻᒪᓗ ᐊᐱᕐᓱᕐᑕᐅᓂᖓᑕ, ᓇᓗᓇᐃᕐᑕᑦ ᐃᒫᒃ % ᑲᑎᑦᑐᒋᑦ ᐊᖑᓇᓱᒃᑕᑦ ᑎᑎᕐᕐᑕᐅᒪᔪᑦ — **ᐊᒻᕿᒍ 2 (ᔫᓂ 1997 - ᒪᐃ 1998)**

Itkaumajaujut angunahuktunun apihijauvaktunutlu, kanuk amigaitiginit tamakiklugin angujauhimajut — **Ukiunga 2 (June 1997 - May 1998)**

Month/ᑕᕿᖓ/Tatkia			JUN ᔫᓂ	JUL ᔪᓚᐃ	AUG ᐊᐅᒻᒍᑎ	SEP ᓱᑎᒻᐱᓇ	OCT ᐅᑦᑐᐱᓇ	NOV ᓄᓇᒻᐱᓇ	DEC ᑏᓯᒻᐱᓇ	JAN ᒎᓐᓄᐊᓇ	FEB ᓈᕝᕗᐊᓇ	MAR ᒪᕐᓯ	APR ᐃᑦᓇᓕ	MAY ᒪᐃ	Total ᑲᑎᑦᑐᒋᑦ Tamakiklugin
Recall Period	ᐅᑎᕐᕕᐅᔪᑦ	**Pigiakvia**													
≤ 3 months	≤ 3 ᑕᕿᑦ	≤ tatkin pingahut	100	60	100	100	100	100	100	100	100	100	100	100	93
4-6 months	4-6 ᑕᕿᑦ	tatkin hitaman 6nut	0	40	0	0	0	0	0	0	0	0	0	0	7
> 6 months	> 6 ᑕᕿᑦ	> 6 tatkin	0	0	0	0	0	0	0	0	0	0	0	0	0

TABLE/ᓇᓗᓇᐃᔭᐅᑦ/NAUNAIKUTA 394

Number of hunters harvesting each species — **Year 2 (June 1997 - May 1998)**

ᖃᑦᓯᐅᓂᖏᑦ ᐊᖑᓇᓱᒃᑏᑦ ᐊᖑᓇᓱᒃᐸᑦᑐᑦ ᐊᑐᓂᒃ ᐆᒪᔪᕐᓂᒃ — **ᐊᒡᕐᒍ 2 (ᔪᓂ 1997 - ᒪᐃ 1998)**

Amigaitiginigin angunahukpaktun anguvaktaitlu kanugitugiagin — **Ukiunga 2 (June 1997 - May 1998)**

6.2.4

Month/ᑕᕝᕙᖓ/Tatkia			JUN ᔪᓂ	JUL ᔪᓚᐃ	AUG ᐊᐅᒡᒍᑎ	SEP ᓱᑎᒡᐱᓇ	OCT ᐅᑦᑐᐱᓇ	NOV ᓄᐃᒡᐱᓇ	DEC ᑏᓱᒡᐱᓇ	JAN ᒎᓐᓄᐊᓇ	FEB ᕕᕝᕗᐊᓇ	MAR ᒫᑦᓯ	APR ᐃᑦᓇᓕ	MAY ᒪᐃ	Total ᑲᑎᑦᑐᑦ Tamakiklugin ± 95% CI
Species	**ᐆᒪᔪᑦ**	**Umajuin**													
Caribou	ᑐᒃᑐᐃᑦ	Tuktut	4	22	29	24	18	9	4	6	12	9	12	17	53
Musk-ox	ᐅᒥᒃᒪᐃᑦ	Umingmait											1		1
Polar bear#	ᓇᓄᐃᑦ#	Nanuit#	n/d	n/d	n/d	n/d	n/d	n/d	n/d	n/d	n/d	n/d	n/d	n/d	n/d
Wolf	ᐊᒪᕈᐃᑦ	Amagut						4	1		1		2	2	5
Arctic fox	ᑎᓇᒐᓐᓂᐊᑦ	Tigiganiat					5	5	3	1	1				11
Arctic ground squirrel	ᓱᒃᓱᑦ	Hikhik												1	1
Seals (unspecified)	ᓱᖅᑯᓐᑦ	Natiit	9	3	2										12
Ringed seal	ᓇᑦᓱᑦ	Natiinat		23	22	14	2	2	1	4	3	6	4	9	42
Bearded seal	ᐅᒡᔪᐃᑦ	Ukyuk		5	8	1									14
Narwhal	ᑑᒫᓐᑦ ᕿᓚᓗᒐᑦ	Tuugaak			4	3									7
Snow goose	ᑲᖑᐃᑦ	Kanguq		1		1									2
Canada goose	ᓂᑦᓐᑦ ᐅᓗᐊᒍᓐᓐᑦ	Nikliknik			1	1									2
Red-throated loon	ᖃᖅᓴᐅᑦ	Qaqhuaq			1										1
Yellow-billed loon	ᑑᓪᓕᒡᔪᐊᖅ	Tuulik		1											1
Ptarmigan	ᐊᕿᒡᓱᑦ	Akilgik				1									1
Sandhill crane	ᑕᑎᒡᒐᕐᔪᐊᑦ	Tatilgaq	1												1
Goose eggs	ᑲᖑᐃᑦ ᒪᓐᓂᖏᑦ	Uluaguliit manniit	1												1
Seagull eggs	ᓇᐅᔭᐃᑦ ᒪᓐᓂᖏᑦ	Nauyat manniit	1												1
Arctic char	ᐃᖃᓗᒃᐲᑦ	Ikaliviit	3	18	22	18	23	5	1	2	2	1	3	3	43
Lake trout	ᐃᓱᕐᕋᐃᑦ	Ikalukpik		14	2	3	10	2				1	7	14	34
Sculpin	ᑲᓇᔪᐃᑦ	Kanayuk		1	1	1									1

‡‡ No data are available corresponding to the harvest numbers shown in the harvest estimates table which were provided by DSD.

‡‡ ᑎᑎᕐᔪᒪᔪᓂᒃ ᐱᑕᖃᖅᑐᖅ ᐱᒃᔪᑎᓕᖅᓂᒃ ᐊᖑᒃᑦ ᖃᑦᓯᐅᓂᖏᖅᓄᑦ ᐊᓚᒃᑲᒪᔪᓄᑦ ᐊᖑᒃᓄᑦ ᓇᓚᐅᕐᓴᑎᓂ ᑐᓂᒃᖏᖅᓂ ᐃᑯᐱᕐᕕᓕᓇᓘᑦ.

‡‡ Nahagauhimaitut titigakhimajunik pitman kanuk angujaukatakhimajunik kanukitunit pijaumajut ikupiktulikijinik.

TABLE/ᓇᓗᓇᐃᔭᐅᑦ/NAUNAIKUTA 395

Monthly harvest estimates — **Year 3 (June 1998 - May 1999)**

ᑕᕿᑖᒪᑦ ᐊᖑᔭᓄᑦ ᓇᓚᐅᑦᓴᕈᑏᑦ — **ᐊᒡᕋᒍ 3 (ᔪᓂ 1998 - ᒪᐃ 1999)**

Tatkiktamat nahaktauvaktun — **Ukiunga 3 (June 1998 - 1999)**

Month/ᑕᕿᖓ/Tatkia			JUN ᔪᓂ	JUL ᔪᓚᐃ	AUG ᐊᐅᒡᒍᑎ	SEP ᓱᑎᒡᐱᓇ	OCT ᐅᑐᐱᓇ	NOV ᓄᐃᒡᐱᓇ	DEC ᑏᓱᒡᐱᓇ	JAN ᓵᓐᓄᐊᓇ	FEB ᓈᖑᐊᓇ	MAR ᒫᕐᓯ	APR ᐃᑦᓇᓕ	MAY ᒪᐃ	Total ᑲᑎᑦᑐᑦ Tamakiklugin ± 95% CI
Species	**ᐆᒪᔪᑦ**	**Umajuin**													
Caribou	ᑐᒃᑐᐃᑦ	Tuktut	25	34	74	37	31	23	14	40	22	19	96	34	449 ± 47
Musk-ox	ᐅᒥᒃᒪᐃᑦ	Umingmait						4	1						5 ± 1
Polar bear‡	ᓇᓄᐃᑦ‡	Nanuit‡			3	1	7	1					13		
Wolf	ᐊᒪᕈᐃᑦ	Amagut						7	2	2	5	3	2	1	22 ± 4
Arctic fox	ᑎᓇᒐᓐᓂᐊᑦ	Tigiganiat				3		3	2			1			9 ± 3
Wolverine	ᖃᑦᑕᑦ	Kalvik										1		1	2 ± 1
Seals (unspecified)	ᓱᖅᑯᓖᑦ	Natiit	3												3 ± 2
Ringed seal	ᓇᑦᓱᑦ	Natiinat	82	76	119	38	12	2	3	2	9	3	1	17	364 ± 50
Bearded seal	ᐅᒡᔪᐃᑦ	Ukyuk		8	4	2									14 ± 4
Narwhal	ᑑᒫᓖᑦ ᕿᓚᓗᒐᑦ	Tuugaak			4										4 ± 2
Canada goose	ᑲᖑᐃᑦ	Nikliknik		4											4 ± 3
Ptarmigan	ᐊᕿᒡᒋᑦ	Akilgik			2			2							4 ± 2
Arctic char	ᐃᖃᓗᒃᑳᑦ	Ikaliviit	254	1,495	758	1,410	3,333	656		51	61	526	161	213	8,918 ± 884
Lake trout	ᐃᓱᕋᐃᑦ	Ikalukpik	41	61		5						7	82	30	226 ± 95

‡ Polar bear data supplied by DSD.

‡ ᓇᓄᑦᓄ ᑎᑎᕋᑕᐅᒪᔪᑦ ᑐᓂᔭᖅᑦ ᐅᑯᐊ ᐃᑯᐱᕐᓕᕆᔨᑦ.

‡ Nanuin nahagaumajut pijauhimajut Ikupiktulikijinik.

6.2.4

TABLE/ᓇᓗᓇᐃᔭᐅᑦ/NAUNAIKUTA 396

Monthly hunter response — **Year 3 (June 1998 - May 1999)**

ᑕᕿᑖᒪᑦ ᐊᖑᓇᓱᒃᑏᑦ ᑭᐅᓂᖏᑦ — **ᐊᒡᕋᒍ 3 (ᔪᓂ 1998 - ᒪᐃ 1999)**

Tatkiktaman pijauhimajut angunahuktinun — **Ukiunga 3 (June 1998 - May 1999)**

Month/ᑕᕿᖓ/Tatkia			JUN ᔪᓂ	JUL ᔪᓚᐃ	AUG ᐊᐅᒡᒍᑎ	SEP ᓱᑎᒡᐱᓇ	OCT ᐅᑐᐱᓇ	NOV ᓄᐃᒡᐱᓇ	DEC ᑏᓱᒡᐱᓇ	JAN ᓵᓐᓄᐊᓇ	FEB ᓈᖑᐊᓇ	MAR ᒫᕐᓯ	APR ᐃᑦᓇᓕ	MAY ᒪᐃ	Total ᑲᑎᑦᑐᑦ Tamakiklugin
Hunter Response Categories	**ᐊᖑᓇᓱᒃᑏᑦ ᑭᐅᓂᖏᑦ ᐊᒡᒍᑦᓱᒪᓂᖏᑦ**	**Angunahukpaktun Kiujait**													
Monthly hunter list	ᑕᕿᑖᒪᑦ ᐊᖑᓇᓱᒃᑏᑦ	Tatkitaman angunahuktut titigait	77	77	76	76	76	77	77	77	77	78	78	78	80*
Hunters interviewed	ᐊᖑᓇᓱᒃᑏᑦ ᐊᐱᕐᓱᕐᑕᑦ	Angunahuktin apikhuktan	68	71	61	72	70	72	71	75	71	68	55	71	79*
Harvested	ᐊᖑᓇᓱᒃᑐᒥᓃᑦ	Angujaujut	19	21	22	22	19	15	9	14	14	13	19	21	53*
Response Rate (%)	ᑭᐅᔪᑦ ᖃᑦᓱᐅᓂᖏᑦ (%)	Kiujut (%)	88	92	80	95	92	94	92	97	92	87	71	91	89**

* Hunters registered/interviewed/harvested at least once during the year.
** Mean monthly response rate.

* ᐊᖑᓇᓱᒃᑏᑦ ᐊᑎᓕᐅᑦᑕᐅᒪᔪᑦ/ᐊᐱᕐᓱᕐᑕᑦ/ᐊᖑᓇᓱᒃᑐᒥᓃᑦ ᐊᑕᐅᓯᐊᕐᓗᐊᑦᑐᑎᒃ ᐊᒡᕋᒍᒥ.
** ᐊᑦᐅᑦᒋᓕᑦᑎᓯᒪᔪᑦ ᑕᕿᑖᒪᑦ ᑭᐅᔪᑦ.

* Angunahuktin atiliukhimajut/apikhiktaunikut/anguhimajut talvani ukiumi.
** Talvani angunahuknami kiujutaumajut.

TABLE/ᓇᓗᓇᐃᔭᐅᑦ/NAUNAIKUTA 397

Recall period between harvest and interview, expressed as % of total harvest records — **Year 3 (June 1998 - May 1999)**

ᐅᑎᕐᕕᐅᔪᑦ ᐊᑯᕐᖓᓂ ᐊᖑᓇᓱᒃᓂᖓᑕ ᐊᒻᒪᓗ ᐊᐱᕐᓱᕐᑕᐅᓂᖓᑕ, ᓇᓗᓇᐃᕐᑕᑦ ᐃᒫᒃ % ᑲᑎᑦᑐᒋᑦ ᐊᖑᓇᓱᒃᑕᑦ ᑎᑎᕐᕕᐅᒪᔪᑦ — **ᐊᒻᕌᒍ 3 (ᔫᓂ 1998 - ᒪᐃ 1999)**

Itkaumajaujut angunahuktunun apihijauvaktunutlu, kanuk amigaitiginit tamakiklugin angujauhimajut — **Ukiunga 3 (June 1998 - May 1999)**

6.2.4

Month/ᑕᕝᕙᖓ/Tatkia			JUN ᔫᓂ	JUL ᔪᓚᐃ	AUG ᐊᐅᒻᒍᑎ	SEP ᓱᑎᒻᐱᓇ	OCT ᐅᑦᑐᐱᓇ	NOV ᓄᓇᒻᐱᓇ	DEC ᑏᓯᒻᐱᓇ	JAN ᒎᓐᓄᐊᓇ	FEB ᕕᕝᕗᐊᓇ	MAR ᒫᕐᓯ	APR ᐃᕐᓇᓕ	MAY ᒪᐃ	Total ᑲᑎᑦᑐᒋᑦ Tamakiklugin
Recall Period	**ᐅᑎᕐᕕᐅᔪᑦ**	**Pigiakvia**													
≤ 3 months	≤ 3 ᑕᕝᕕᑦ	≤ tatkin pingahut	0	0	0	0	3	100	100	100	100	100	91	100	45
4-6 months	4-6 ᑕᕝᕕᑦ	tatkin hitaman 6nut	0	0	100	98	91	0	0	0	0	0	9	0	32
> 6 months	> 6 ᑕᕝᕕᑦ	> 6 tatkin	100	100	0	2	6	0	0	0	0	0	0	0	22

TABLE/ᓇᓗᓇᐃᔭᐅᑦ/NAUNAIKUTA 398

Number of hunters harvesting each species — **Year 3 (June 1998 - May 1999)**

ᖃᑦᓯᐅᓂᖏᑦ ᐊᖑᓇᓱᒃᑏᑦ ᐊᖑᓇᓱᒃᐸᑦᑐᑦ ᐊᑐᓂᒃ ᐆᒪᔪᕐᓂᒃ — **ᐊᒻᕌᒍ 3 (ᔫᓂ 1998 - ᒪᐃ 1999)**

Amigaitiginigin angunahukpaktun anguvaktaitlu kanugitugiagin — **Ukiunga 3 (June 1998 - May 1999)**

Month/ᑕᕝᕙᖓ/Tatkia			JUN ᔫᓂ	JUL ᔪᓚᐃ	AUG ᐊᐅᒻᒍᑎ	SEP ᓱᑎᒻᐱᓇ	OCT ᐅᑦᑐᐱᓇ	NOV ᓄᓇᒻᐱᓇ	DEC ᑏᓯᒻᐱᓇ	JAN ᒎᓐᓄᐊᓇ	FEB ᕕᕝᕗᐊᓇ	MAR ᒫᕐᓯ	APR ᐃᕐᓇᓕ	MAY ᒪᐃ	Total ᑲᑎᑦᑐᒋᑦ Tamakiklugin
Species	**ᐆᒪᔪᑦ**	**Umajuin**													
Caribou	ᑐᒃᑐᐃᑦ	Tuktut	5	11	16	15	9	9	5	8	6	7	13	12	41
Musk-ox	ᐅᒥᒻᒪᐃᑦ	Umingmait						2	1						3
Polar bear#	ᓇᓄᐃᑦ#	Nanuit#	n/d	n/d	n/d	n/d	n/d	n/d	n/d	n/d	n/d	n/d	n/d	n/d	n/d
Wolf	ᐊᒪᕈᐃᑦ	Amagut						3	1	2	2	2	1	1	6
Arctic fox	ᑎᓇᒪᓐᓂᐊᑦ	Tigiganiat				1		1	1			1			3
Wolverine	ᖃᕐᕕᑦ	Kalvik										1		1	2
Seals (unspecified)	ᓱᖅᑯᓖᑦ	Natiit	1												1
Ringed seal	ᓇᑦᓱᑦ	Natiinat	17	18	15	11	2	1	2	2	6	1	1	6	31
Bearded seal	ᐅᒻᔪᐃᑦ	Ukyuk		4	2	2									6
Narwhal	ᑑᒫᓖᑦ ᕿᓚᓗᒐᑦ	Tuugaak			2										2
Canada goose	ᑲᖑᐃᑦ	Nikliknik		1											1
Ptarmigan	ᐊᕿᒻᒋᑦ	Akilgik			1			1							2
Arctic char	ᐃᖃᓗᒃᐱᑦ	Ikaliviit	8	13	9	9	15	8		3	2	6	4	5	35
Lake trout	ᐃᓱᕋᐃᑦ	Ikalukpik	3	3		1						2	3	2	11

‡‡ No data are available corresponding to the harvest numbers shown in the harvest estimates table which were provided by DSD.

‡‡ ᑎᑎᕋᓯᒪᔪᓂᒃ ᐱᑕᖃᕐᕕᑦᑐᖅ ᐱᔾᔪᑎᓕᓐᓂᒃ ᐊᖑᔭᑦ ᖃᕋᐅᓂᖏᓐᓄᑦ ᐊᓚᒃᑲᐅᒪᔪᓄᑦ ᐊᖑᔭᓄᑦ ᓇᓚᐅᕐᓴᕈᑎᓂ ᑐᓂᔭᕐᕕᓐᓂ ᐃᑯᐱᕐᕕᓕᓇᕆᑦ.

‡‡ Nahagauhimaitut titigakhimajunik pitman kanuk angujaukatakhimajunik kanukitunit pijaumajut ikupiktulikijinik.

TABLE/ᓇᓗᓇᐃᔭᐅᑦ/NAUNAIKUTA 399

Monthly harvest estimates
ᑕᕿᑕᒫᑦ ᐊᖑᔭᓄᑦ ᓇᓚᐅᑦᓵᕈᑏᑦ
Tatkiktamat nahaktauvaktun

Year 4 (June 1999 - May 2000)
ᐊᒻᕐᒍ 4 (ᔫᓂ 1999 - ᒪᐃ 2000)
Ukiunga 4 (June 1999 - May 2000)

Month/ᑕᕿᖓ/Tatkia			JUN ᔫᓂ	JUL ᔪᓚᐃ	AUG ᐊᐅᒻᒍᕐᑎ	SEP ᓱᑎᒻᐱᓇ	OCT ᐅᑦᑐᐱᓇ	NOV ᓄᓇᒻᐱᓇ	DEC ᑏᕈᒻᐱᓇ	JAN ᒎᖕᓄᐊᓇ	FEB ᓈᕐᖑᐊᓇ	MAR ᒫᕐᓯ	APR ᐃᑦᓇᓕ	MAY ᒪᐃ	Total ᑲᑎᕐᑐᕐ Tamakiklugin ± 95% CI
Species	**ᐆᒪᔪᑦ**	**Umajuin**													
Caribou	ᑐᒃᑐᐃᑦ	Tuktut	25	51	55	27	25	22	6	18	46	45	48	57	425 ± 31
Musk-ox	ᐅᒥᒃᒪᐃᑦ	Umingmait						4					3		7 ± 2
Polar bear‡	ᓇᓄᐃᑦ‡	Nanuit‡			3		5		1			4	14		
Wolf	ᐊᒪᕈᐃᑦ	Amagut										5	5	6	16 ± 3
Arctic fox	ᑎᓇᒐᓐᓂᐊᑦ	Tigiganiat						5	6	2	2			1	16 ± 5
Coloured fox	ᖃᑯᖕᖏᑦᑐᑦ ᑎᓇᒐᓐᓂᐊᑦ	Kalaliit tigiganiat											1		1 ± 1
Wolverine	ᖃᕐᕕᑦ	Kalvik										1	1		2 ± 1
Seals (unspecified)	ᓯᖕᑯᓖᑦ	Natiit										14	13	21	48 ± 5
Ringed seal	ᓇᑦᓱᑦ	Natiinat	87	93	100	30	1	12	5	12	17	13	4	3	377 ± 64
Bearded seal	ᐅᒻᔪᐃᑦ	Ukyuk		3	5	4									12 ± 4
Harbour seal	ᖃᓯᒋᐊᑦ	Qanigiaq	2												2 ± 0
Canada goose	ᓂᕐᓖᑦ ᐅᓗᐊᒍᓖᑦ	Nikliknik	2	1										3	6 ± 0
Eider duck	ᒥᑏᑦ	Kingalik	13	7											20 ± 4
Goose eggs	ᑲᖑᐃᑦ ᒪᓐᓂᖕᑦ	Uluaguliit manniit	1												1 ± 0
Arctic char	ᐃᖃᓗᒃᐱᑦ	Ikaliviit	14	48	136		3,893	481			36	20	7	76	4,711 ± 674
Lake trout	ᐃᓱᕐᕕᑦ	Ikalukpik	1	82	9		6				3		27	242	370 ± 63

‡ Polar bear data supplied by DSD.

‡ ᓇᓄᕐᓄᑦ ᑎᑎᕋᑕᒪᔪᑦ ᑐᓂᔭᖕᑦ ᐅᑯᐊ ᐃᑯᐱᕐᕕᓕᓇᕐᑦ.

‡ Nanuin nahagaumajut pijauhimajut Ikupiktulikijinik.

TABLE/ᓇᓗᓇᐃᔭᐅᑦ/NAUNAIKUTA 400

Monthly hunter response — **Year 4 (June 1999 - May 2000)**

ᑕᕿᑕᒫᑦ ᐊᖑᓇᓱᒃᑏᑦ ᑭᐅᓂᖏᑦ — **ᐊᒡᕐᒍ 4 (ᔫᓂ 1999 - ᒪᐃ 2000)**

Tatkiktaman pijauhimajut angunahuktinun — **Ukiunga 4 (June 1999 - May 2000)**

6.2.4

Month/ᑕᕿᖓ/Tatkia			JUN ᔫᓂ	JUL ᔪᓚᐃ	AUG ᐊᐅᒡᒍᑎ	SEP ᓱᑎᒡᐱᓇ	OCT ᐅᑦᑐᐱᓇ	NOV ᓄᓇᒡᐱᓇ	DEC ᑏᓯᒡᐱᓇ	JAN ᒎᓐᓄᐊᓇ	FEB ᓈᕝᐅᐊᓇ	MAR ᒪᕐᓯ	APR ᐃᑦᓇᓕ	MAY ᒪᐃ	Total ᑲᑎᑦᑐᑦ Tamakiklugin
Hunter Response Categories	**ᐊᖑᓇᓱᒃᑏᑦ ᑭᐅᓂᖏᑦ ᐊᒡᒍᕐᓯᒪᓂᖏᑦ**	**Angunahukpaktun Kiujait**													
Monthly hunter list	ᑕᕿᑕᒫᑦ ᐊᖑᓇᓱᒃᑏᑦ	Tatkitaman angunahuktut titigait	78	79	79	79	82	82	82	79	76	76	78	78	86*
Hunters interviewed	ᐊᖑᓇᓱᒃᑏᑦ ᐊᐱᕐᓱᕐᑕᑦ	Angunahuktin apikhuktan	77	68	69	68	76	74	76	68	74	73	75	74	86*
Harvested	ᐊᖑᓇᓱᒃᑐᒥᓃᑦ	Angujaujut	25	16	26	12	16	20	4	16	21	28	32	46	73*
Response Rate (%)	ᑭᐅᔪ ᖃᕐᓯᐅᓂᖏᑦ (%)	Kiujut (%)	99	86	87	86	93	90	93	86	97	96	96	95	92**

* Hunters registered/interviewed/harvested at least once during the year.
** Mean monthly response rate.

* ᐊᖑᓇᓱᒃᑏᑦ ᐊᑎᓕᐅᑦᑕᐅᒪᔪᑦ/ᐊᐱᕐᓱᕐᑕᑦ/ᐊᖑᓇᓱᒃᑐᒥᓃᑦ ᐊᑕᐅᓯᐊᕐᓗᐊᑦᑐᑎᒃ ᐊᒡᕐᒍᒥ.
** ᐊᕐᐳᑦᓕᑎᓯᒪᔪᑦ ᑕᕿᑕᒫᑦ ᑭᐅᔪᑦ.

* Angunahuktin atiliukhimajut/apikhiktaunikut/anguhimajut talvani ukiumi.
** Talvani angunahuknami kiujutaumajut.

TABLE/ᓇᓗᓇᐃᔭᐅᑦ/NAUNAIKUTA 401

Recall period between harvest and interview, expressed as % of total harvest records — **Year 4 (June 1999 - May 2000)**

ᐅᑎᕐᕕᐅᔪᑦ ᐊᑯᕐᖓᓂ ᐊᖑᓇᓱᒋᓂᖓᑕ ᐊᒻᒪᓗ ᐊᐱᕐᓱᕐᑕᐅᓂᖓᑕ, ᓇᓗᓇᐃᕐᑕᑦ ᐃᒫᒃ % ᑲᑎᑦᑐᑦ ᐊᖑᓇᓱᒃᑕᑦ ᑎᑎᕐᕐᑕᐅᒪᔪᑦ — **ᐊᒡᕐᒍ 4 (ᔫᓂ 1999 - ᒪᐃ 2000)**

Itkaumajaujut angunahuktunun apihijauvaktunutlu, kanuk amigaitiginit tamakiklugin angujauhimajut — **Ukiunga 4 (June 1999 - May 2000)**

Month/ᑕᕿᖓ/Tatkia			JUN ᔫᓂ	JUL ᔪᓚᐃ	AUG ᐊᐅᒡᒍᑎ	SEP ᓱᑎᒡᐱᓇ	OCT ᐅᑦᑐᐱᓇ	NOV ᓄᓇᒡᐱᓇ	DEC ᑏᓯᒡᐱᓇ	JAN ᒎᓐᓄᐊᓇ	FEB ᓈᕝᐅᐊᓇ	MAR ᒪᕐᓯ	APR ᐃᑦᓇᓕ	MAY ᒪᐃ	Total ᑲᑎᑦᑐᑦ Tamakiklugin
Recall Period	**ᐅᑎᕐᕕᐅᔪᑦ**	**Pigiakvia**													
≤ 3 months	≤ 3 ᑕᕿᑦ	≤ tatkin pingahut	98	13	100	100	0	3	100	100	0	0	0	0	36
4-6 months	4-6 ᑕᕿᑦ	tatkin hitaman 6nut	2	87	0	0	100	97	0	0	0	0	35	100	41
> 6 months	> 6 ᑕᕿᑦ	> 6 tatkin	0	0	0	0	0	0	0	0	100	100	65	0	23

TABLE/ᓇᓗᓇᐃᔭᐅᑦ/NAUNAIKUTA 402

Number of hunters harvesting each species — **Year 4 (June 1999 - May 2000)**

ᖃᑦᓯᐅᓂᖏᑦ ᐊᖑᓇᓱᒃᑏᑦ ᐊᖑᓇᓱᒃᐸᑦᑐᑦ ᐊᑐᓂᒃ ᐆᒪᔪᕐᓂᒃ — **ᐊᒡᕐᒍ 4 (ᔫᓂ 1999 - ᒪᐃ 2000)**

Amigaitiginigin angunahukpaktun anguvaktaitlu kanugitugiagin — **Ukiunga 4 (June 1999 - May 2000)**

Month/ᑕᕝᕙᖓ/Tatkia			JUN ᔫᓂ	JUL ᔪᓚᐃ	AUG ᐊᐅᒡᒍᑎ	SEP ᓱᑎᒡᐱᓇ	OCT ᐅᑦᑐᐱᓇ	NOV ᓄᓇᒡᐱᓇ	DEC ᑏᓯᒡᐱᓇ	JAN ᒎᓐᓄᐊᓇ	FEB ᓈᕝᕗᐊᓇ	MAR ᒫᕐᓯ	APR ᐃᑦᓇᓕ	MAY ᒪᐃ	Total ᑲᑎᑦᑐᑦ Tamakiklugin ± 95% CI
Species	**ᐆᒪᔪᑦ**	**Umajuin**													
Caribou	ᑐᒃᑐᐃᑦ	Tuktut	10	8	15	9	7	9	3	9	14	14	21	23	56
Musk-ox	ᐅᒥᒃᒪᐃᑦ	Umingmait						3					1		4
Polar bear#	ᓇᓄᐃᑦ#	Nanuit#	n/d	n/d	n/d	n/d	n/d	n/d	n/d	n/d	n/d	n/d	n/d	n/d	n/d
Wolf	ᐊᒪᕈᐃᑦ	Amagut										2	3	3	6
Arctic fox	ᑎᓇᒐᓐᓂᐊᑦ	Tigiganiat						2	1	2	1			1	6
Coloured fox	ᖃᑯᓐᖏᑦᑐᑦ ᑎᓇᒐᓐᓂᐊᑦ	Kalaliit tigiganiat											1		1
Wolverine	ᖃᑦᕕᑦ	Kalvik										1	1		2
Seals (unspecified)	ᓯᖕᑯᓖᑦ	Natiit										5	7	12	15
Ringed seal	ᓇᑦᓱᑦ	Natiinat	20	11	15	6	1	7	2	8	4	4	2	1	45
Bearded seal	ᐅᒡᔪᐃᑦ	Ukyuk		3	3	1									6
Harbour seal	ᖃᓯᒋᐊᑦ	Qanigiaq	1												1
Canada goose	ᓂᑦᓖᑦ ᐅᓗᐊᒍᓖᑦ	Nikliknik	1	1										1	2
Eider duck	ᒥᑏᑦ	Kingalik	2	1											3
Goose eggs	ᑲᖑᐃᑦ ᒪᓐᓂᖏᑦ	Uluaguliit manniit	1												1
Arctic char	ᐃᖃᓗᒃᐲᑦ	Ikaliviit	3	2	5		13	4			4	3	1	4	31
Lake trout	ᐃᓱᕐᕋᐃᑦ	Ikalukpik	1	2	1		1				1		6	20	23

No data are available corresponding to the harvest numbers shown in the harvest estimates table which were provided by DSD.

ᑎᑎᕋᓯᒪᔪᓂᒃ ᐱᑕᖃᖏᑦᑐᖅ ᐱᔾᔪᑎᓕᓐᓂᒃ ᐊᖑᔭᑦ ᖃᑦᓯᐅᓂᖏᓐᓄᑦ ᐊᓚᒃᑲᒪᔪᓄᑦ ᐊᖑᔭᓄᑦ ᓇᓚᐅᑦᓴᑎᓂ ᑐᓂᔭᖏᓐᓂ ᐃᑯᐱᕐᐃᓕᓇᕆᑦ.

Nahagauhimaitut titigakhimajunik pitman kanuk angujaukatakhimajunik kanukitunit pijaumajut ikupiktulikijinik.

6.2.4

TABLE/ᓇᓗᓇᐃᔭᐅᑦ/NAUNAIKUTA 403

Monthly harvest estimates
ᑕᕿᑕᒫᑦ ᐊᖑᔭᓄᑦ ᓇᓚᐅᑦᓴᕈᑏᑦ
Tatkiktamat nahaktauvaktun

Year 5 (June 2000 - May 2001)
ᐊᒻᕐᒍ 5 (ᓘᓂ 2000 - ᒪᐃ 2001)
Ukiunga 5 (June 2000 - May 2001)

Month/ᑕᕿᖓ/Tatkia			JUN ᓘᓂ	JUL ᔪᓚᐃ	AUG ᐊᐅᒡᒍᑎ	SEP ᓱᑎᒡᐱᕆ	OCT ᐅᑦᑐᐱᕆ	NOV ᓄᓇᒡᐱᕆ	DEC ᑏᓯᒡᐱᕆ	JAN ᒎᓐᓄᐊᕆ	FEB ᓈᖅᐅᐊᕆ	MAR ᒫᕐᓯ	APR ᐃᑦᕆᓕ	MAY ᒪᐃ	Total ᑲᑎᑦᑐᑦ Tamakiklugin ± 95% CI
Species	**ᐆᒪᔪᑦ**	**Umajuin**													
Caribou	ᑐᒃᑐᐃᑦ	Tuktut	23	26	104	85	1	7	24	20	38	35	34	14	411 ± 16
Musk-ox	ᐅᒥᒃᒪᐃᑦ	Umingmait						4			6				10 ± 2
Polar bear‡	ᓇᓄᐃᑦ‡	Nanuit‡					4	1		3		4	1		13
Wolf	ᐊᒪᕈᐃᑦ	Amagut								2		6	6	1	15 ± 3
Arctic fox	ᑎᓇᒐᓐᓂᐊᑦ	Tigiganiat						6	14	6	6	2	7		41 ± 7
Coloured fox	ᖃᑯᓐᖏᑦᑐᑦ ᑎᓇᒐᓐᓂᐊᑦ	Kalaliit tigiganiat						2							2 ± 0
Wolverine	ᖃᕝᕕᑦ	Kalvik						1	1			3			5 ± 1
Seals (unspecified)	ᓯᖅᑯᓖᑦ	Natiit	147	71	73	28	3								322 ± 22
Ringed seal	ᓇᑦᓱᑦ	Natiinat	13	13	20	13	8	4	3	19	10	11	25	25	164 ± 13
Bearded seal	ᐅᒡᔪᐃᑦ	Ukyuk			6		1								7 ± 1
Narwhal	ᑑᒫᓖᑦ ᕿᓚᓗᒐᑦ	Tuugaak			1	14									15 ± 2
Ptarmigan	ᐊᕿᒡᒋᑦ	Akilgik							2		1				3 ± 1
Goose eggs	ᑲᖑᐃᑦ ᒪᓐᓂᖏᑦ	Uluaguliit manniit		49											49 ± 28
Arctic char	ᐃᖃᓗᒃᐲᑦ	Ikaliviit	280	585	437	60	2,255	586	65	52	136	46	23	106	4,631 ± 479
Lake trout	ᐃᓱᕋᐃᑦ	Ikalukpik	246	241	6	5							9	121	628 ± 39

‡ Polar bear data supplied by DSD.

‡ ᓇᓄᕐᓄᑦ ᑎᑎᕋᑦᑕᒪᔪᑦ ᑐᓂᒃᖏᑦ ᐅᑯᐊ ᐃᑯᐱᕐᕕᓕᕆᔨᑦ.

‡ Nanuin nahagaumajut pijauhimajut Ikupiktulikijinik.

6.2.4

TABLE/ᓇᓗᓇᐃᔭᐅᑦ/NAUNAIKUTA 404

Monthly hunter response — **Year 5 (June 2000 - May 2001)**

ᑕᕿᑖᒪᑦ ᐊᖑᓇᓱᒃᑏᑦ ᑭᐅᓂᖏᑦ — **ᐊᒻᕋᒍ 5 (ᔫᓂ 2000 - ᒪᐃ 2001)**

Tatkiktaman pijauhimajut angunahuktinun — **Ukiunga 5 (June 2000 - May 2001)**

Month/ᑕᕿᖓ/Tatkia			JUN ᔫᓂ	JUL ᔪᓚᐃ	AUG ᐊᐅᒡᒍᑎ	SEP ᓱᑎᒡᐱᓇ	OCT ᐅᑦᑐᐱᓇ	NOV ᓄᓇᒡᐱᓇ	DEC ᑏᓯᒡᐱᓇ	JAN ᒎᓐᓄᐊᓇ	FEB ᓈᕝᕗᐊᓇ	MAR ᒫᕐᔪ	APR ᐃᕐᓇᓕ	MAY ᒪᐃ	Total ᑲᑎᑦᑐᒋᑦ Tamakiklugin
Hunter Response Categories	**ᐊᖑᓇᓱᒃᑏᑦ ᑭᐅᓂᖏᑦ ᐋᒍᕐᓯᒪᓂᖏᑦ**	**Angunahukpaktun Kiujait**													
Monthly hunter list	ᑕᕿᑖᒪᑦ ᐊᖑᓇᓱᒃᑏᑦ	Tatkitaman angunahuktut titigait	78	78	78	78	78	79	78	85	85	84	85	86	88*
Hunters interviewed	ᐊᖑᓇᓱᒃᑏᑦ ᐊᐱᕐᓱᕐᑕᑦ	Angunahuktin apikhuktan	75	74	75	75	69	77	76	78	76	80	79	79	86*
Harvested	ᐊᖑᓇᓱᒃᑐᒥᓃᑦ	Angujaujut	48	37	44	38	36	18	12	16	18	18	27	45	72*
Response Rate (%)	ᑭᐅᔪᑦ ᖃᕐᓱᐅᓂᖏᑦ (%)	Kiujut (%)	96	95	96	96	88	97	97	92	89	95	93	92	94**

* Hunters registered/interviewed/harvested at least once during the year.
** Mean monthly response rate.

* ᐊᖑᓇᓱᒃᑏᑦ ᐊᑎᓕᐅᑦᑕᐅᒪᔪᑦ/ᐊᐱᕐᓱᕐᑕᑦ/ᐊᖑᓇᓱᒃᑐᒥᓃᑦ ᐊᑕᐅᓯᐊᕐᓗᐊᑦᑐᑎᒃ ᐊᒻᕋᒍᒥ.
** ᐋᔭᕆᓕᑎᓯᒪᔪᑦ ᑕᕿᑖᒪᑦ ᑭᐅᔪᑦ.

* Angunahuktin atiliukhimajut/apikhiktaunikut/anguhimajut talvani ukiumi.
** Talvani angunahuknami kiujutaumajut.

TABLE/ᓇᓗᓇᐃᔭᐅᑦ/NAUNAIKUTA 405

Recall period between harvest and interview, expressed as % of total harvest records — **Year 5 (June 2000 - May 2001)**

ᐅᑎᕐᕕᐅᔪᑦ ᐊᑯᕐᖓᓂ ᐊᖑᓇᓱᒋᓂᖓᑕ ᐊᒻᒪᓗ ᐊᐱᕐᓱᕐᑕᐅᓂᖓᑕ, ᓇᓗᓇᐃᕐᑕᑦ ᐃᒫᒃ % ᑲᑎᑦᑐᒋᑦ ᐊᖑᓇᓱᒃᑕᑦ ᑎᑎᕐᕐᑕᐅᒪᔪᑦ — **ᐊᒻᕋᒍ 5 (ᔫᓂ 2000 - ᒪᐃ 2001)**

Itkaumajaujut angunahuktunun apihijauvaktunutlu, kanuk amigaitiginit tamakiklugin angujauhimajut — **Ukiunga 5 (June 2000 - May 2001)**

Month/ᑕᕿᖓ/Tatkia			JUN ᔫᓂ	JUL ᔪᓚᐃ	AUG ᐊᐅᒡᒍᑎ	SEP ᓱᑎᒡᐱᓇ	OCT ᐅᑦᑐᐱᓇ	NOV ᓄᓇᒡᐱᓇ	DEC ᑏᓯᒡᐱᓇ	JAN ᒎᓐᓄᐊᓇ	FEB ᓈᕝᕗᐊᓇ	MAR ᒫᕐᔪ	APR ᐃᕐᓇᓕ	MAY ᒪᐃ	Total ᑲᑎᑦᑐᒋᑦ Tamakiklugin
Recall Period	**ᐅᑎᕐᕕᐅᔪᑦ**	**Pigiakvia**													
≤ 3 months	≤ 3 ᑕᕿᑦ	≤ tatkin pingahut	0	18	100	100	100	100	100	100	100	100	100	100	79
4-6 months	4-6 ᑕᕿᑦ	tatkin hitaman 6nut	100	82	0	0	0	0	0	0	0	0	0	0	21
> 6 months	> 6 ᑕᕿᑦ	> 6 tatkin	0	0	0	0	0	0	0	0	0	0	0	0	0

TABLE/ᓇᓗᓇᐃᔭᐅᑦ/NAUNAIKUTA 406

Number of hunters harvesting each species — **Year 5 (June 2000 - May 2001)**

ᖃᑦᓯᐅᓂᖏᑦ ᐊᖑᓇᓱᒃᑏᑦ ᐊᖑᓇᓱᒃᐸᑦᑐᑦ ᐊᑐᓂᒃ ᐆᒪᔪᑦᓂᒃ — **ᐊᒡᕐᒍ 5 (ᔫᓂ 2000 - ᒪᐃ 2001)**

Amigaitiginigin angunahukpaktun anguvaktaitlu kanugitugiagin — **Ukiunga 5 (June 2000 - May 2001)**

6.2.4

Month/ᑕᑭᖓ/Tatkia			JUN ᔫᓂ	JUL ᔪᓚᐃ	AUG ᐊᐅᒡᒍᑎ	SEP ᓱᑎᒡᐱᕆ	OCT ᐅᑦᑐᐱᕆ	NOV ᓄᓇᒡᐱᕆ	DEC ᑏᓯᒡᐱᕆ	JAN ᒎᓐᓄᐊᕆ	FEB ᓈᕝᕗᐊᕆ	MAR ᒫᕐᓯ	APR ᐃᑉᕆᓕ	MAY ᒪᐃ	Total ᑲᑎᑦᑐᑦ Tamakiklugin
Species	**ᐆᒪᔪᑦ**	**Umajuin**													
Caribou	ᑐᒃᑐᐃᑦ	Tuktut	9	13	27	25	1	4	6	6	12	11	15	7	51
Musk-ox	ᐅᒥᒃᒪᐃᑦ	Umingmait						4			3				7
Polar bear#	ᓇᓄᐃᑦ#	Nanuit#	n/d	n/d	n/d	n/d	n/d	n/d	n/d	n/d	n/d	n/d	n/d	n/d	n/d
Wolf	ᐊᒪᕈᐃᑦ	Amagut								2		3	2	1	6
Arctic fox	ᑎᓇᒐᓐᓂᐊᑦ	Tigiganiat						4	4	3	3	1	2		11
Coloured fox	ᖃᑯᓐᖏᑦᑐᑦ ᑎᓇᒐᓐᓂᐊᑦ	Kalaliit tigiganiat						2							2
Wolverine	ᖃᑉᕕᑦ	Kalvik						1	1			3			4
Seals (unspecified)	ᓯᖕᑯᓖᑦ	Natiit	28	14	20	8	2								41
Ringed seal	ᓇᑦᓱᑦ	Natiinat	3	3	5	3	1	3	2	7	6	5	9	9	25
Bearded seal	ᐅᒡᔪᐃᑦ	Ukyuk			5		1								6
Narwhal	ᑑᒐᓖᑦ ᕿᓚᓗᒐᑦ	Tuugaak			1	9									10
Ptarmigan	ᐊᕿᒡᒋᑦ	Akilgik							1		1				2
Goose eggs	ᑲᖑᐃᑦ ᒪᓐᓂᖏᑦ	Uluaguliit manniit		1											1
Arctic char	ᐃᖃᓗᒃᐱᑦ	Ikaliviit	12	11	13	6	34	6	2	2	2	2	2	1	45
Lake trout	ᐃᓱᑦᑕᐃᑦ	Ikalukpik	9	14	1	1							3	35	40

‡‡ No data are available corresponding to the harvest numbers shown in the harvest estimates table which were provided by DSD.

‡‡ ᑎᑎᕋᓯᒪᔪᓂᒃ ᐱᑕᖃᖏᑦᑐᖅ ᐱᔾᔪᑎᓕᓐᓂᒃ ᐊᖑᔭᑦ ᖃᑦᓯᐅᓂᖏᓐᓄᑦ ᐊᓚᒃᑲᐅᒪᔪᓄᑦ ᐊᖑᔭᓄᑦ ᓇᓚᐅᑦᑐᑎᓂ ᑐᓂᔭᖏᓐᓂ ᐃᑯᐱᕐᐃᓕᓇᕆᑦ.

‡‡ Nahagauhimaitut titigakhimajunik pitman kanuk angujaukatakhimajunik kanukitunit pijaumajut ikupiktulikijinik.

TABLE/ᓇᓗᓇᐃᔭᐅᑦ/NAUNAIKUTA 407

Annual harvest estimates and five-year mean

All Years (June 1996 - May 2001)

ᐊᒃᕋᒍᑕᒫᑦ ᐊᖑᔭᓄᑦ ᓇᓚᐅᑦᓴᕈᑏᑦ ᐊᒻᒪᓗ ᑕᓪᓕᒪᓄᑦ-ᐊᒃᕋᒍᓄᑦ ᐊᑦᑐᑦᓕᕐᑎᓯᒪᔪᑦ ᑕᒪᐃᓐᓄᑦ ᐊᒃᕋᒍᓄᑦ (ᔫᓂ 1996 - ᒪᐃ 2001)

Study Year/ᖃᐅᔨᓴᕐᓂᒃ ᐊᒃᕋᒍ/Ihivgiukimayut Ukiumi			1	2	3	4	5	Mean ᐊᑦᑐᑦᓕᕐᑎᓯᒪᔪᑦ Amigaitkiyait
			96/97	97/98	98/99	99/00	00/01	
Species	ᐆᒪᔪᑦ	**Umajuin**						
Caribou[1]	ᑐᒃᑐᐃᑦ[1]	Tuktut[1]	274	589	449	425	411	430
Musk-ox[2]	ᐅᒥᒃᒪᐃᑦ[2]	Umingmait[2]	5	1	5	7	10	6
Polar bear[3]	ᓇᓄᐃᑦ[3]	Nanuit[3]	15	8	13	14	13	13
Tundra grizzly[4]	ᐊᒃᓚᐃᑦ[4]	Akhait[4]	1	0	0	0	0	<1
Wolf[5]	ᐊᒪᕈᐃᑦ[5]	Amagut[5]	4	18	22	16	15	15
Arctic fox[6]	ᑎᓇᒐᓐᓂᐊᑦ[6]	Tigiganiat[6]	94	88	9	16	41	50
Coloured fox	ᖃᑯᓐᖏᑦᑐᑦ ᑎᓇᒐᓐᓂᐊᑦ	Kalaliit tigiganiat	0	0	0	1	2	1
Wolverine	ᖃᕝᕕᑦ	Kalvik	0	0	2	2	5	2
Arctic hare	ᐅᑲᓖᑦ	Ukalik	2	0	0	0	0	<1
Arctic ground squirrel	ᓱᒃᓱᑦ	Hikhik	8	5	0	0	0	3
Seals (unspecified)[7]	ᓯᖑᑯᓖᑦ[7]	Natiit[7]	267	119	3	48	322	152
Ringed seal[7]	ᓇᑦᓱᑦ[7]	Natiinat[7]	3	319	364	377	164	245
Bearded seal[7]	ᐅᒡᔪᐃᑦ[7]	Ukyuk[7]	17	18	14	12	7	14
Harbour seal[7]	ᖃᓯᒋᐊᑦ[7]	Qanigiaq[7]	0	0	0	2	0	<1
Narwhal[8]	ᑑᒐᓖᑦ ᕿᓚᓗᒐᑦ[8]	Tuugaak[8]	1	10	4	0	15	6
Geese (unspecified)	ᓂᕐᓖᑦ	Kanguk	1	0	0	0	0	<1
Snow goose[9]	ᑲᖑᐃᑦ[9]	Kanguq[9]	0	9	0	0	0	2
Canada goose[10]	ᓂᕐᓖᑦ ᐅᓗᐊᒍᓖᑦ[10]	Nikliknik[10]	2	9	4	6	0	4
Eider duck[11]	ᒥᑏᑦ[11]	Kingalik[11]	0	0	0	20	0	4
Red-throated loon	ᖃᖅᓴᐅᑦ	Qaqhuaq	0	3	0	0	0	1
Yellow-billed loon	ᑑᓪᓕᕐᔪᐊᑦ	Tuulik	0	1	0	0	0	<1
Black guillemot	ᐱᑦᓯᐅᓖᑦ	Black guillemot	1	0	0	0	0	<1
Ptarmigan	ᐊᕙᒃᑦ	Akilgik	9	1	4	0	3	3
Sandhill crane	ᑕᑎᒃᓕᕐᔪᐊᑦ	Tatilgaq	0	2	0	0	0	<1
Goose eggs[12]	ᑲᖑᐃᑦ ᒪᓐᓂᖏᑦ[12]	Uluaguliit manniit[12]	15	32	0	1	49	19
Seagull eggs[12]	ᓇᐅᔭᐃᑦ ᒪᓐᓂᖏᑦ[12]	Nauyat manniit[12]	0	5	0	0	0	1
Arctic char[13]	ᐃᖃᓗᒃᐲᑦ[13]	Ikaliviit[13]	18,078	15,134	8,918	4,711	4,631	10,294
Freshwater fish (unspecified)	ᑕᓇᐅᖑᖏᑦᑐᒥ ᐃᖃᓗᐃᑦ	Tahinik Ikaluit	4	0	0	0	0	1
Lake trout[14]	ᐃᓱᕋᐃᑦ[14]	Ikalukpik[14]	285	799	226	370	628	462
Sculpin[15]	ᑲᓇᔪᐃᑦ[15]	Kanayuk[15]	0	776	0	0	0	155

[1-15]: See page 528 for community feedback and other sources of data.

[1-15]: ᑕᑯᒍᑦ ᒪᕐᐱᑦᑐᒐᖅ 530 ᓄᓇᓖᑦ ᑭᐅᔪᑎᖏᑦ ᐊᒻᒪᓗ ᐊᓯᖏᑦ ᐱᕕᐅᔪᑦ ᓈᒐᐅᑎᓂᒃ.

[1-15]: Takulugu makpigaak 532 nunanit kiutjutinganik ovalo aalanik naunaiyautainik.

TABLE/ᓇᓗᓇᐃᔭᐅᑦ/NAUNAIKUTA 408

Annual hunter response
ᐊᒻᕐᒍᑕᒫᑦ ᐊᖑᓇᓱᒃᑏᑦ ᑭᐅᓂᖏᑦ
Angujauvaktu

All Years (June 1996 - May 2001)
ᑕᒪᐃᓐᓄᑦ ᐊᒻᕐᒍᓄᑦ (ᔫᓂ 1996 - ᒪᐃ 2001)
Tamamik ukiuni (June 1996 - May 2001)

Study Year/ᖃᐅᔨᓴᕐᕕᒃ ᐊᒻᕐᒍ/Ihivgiukimayut Ukiumi			1	2	3	4	5	Total ᑲᑎᑦᑐᑦ Tamakiklugin
			96/97	97/98	98/99	99/00	00/01	
Hunter Response Categories	**ᐊᖑᓇᓱᒃᑏᑦ ᑭᐅᓂᖏᑦ ᐊᒻᒍᕐᒪᓂᖏᑦ**	**Angunahukpaktun Kiujait**						
Monthly hunter list	ᑕᕿᑕᒫᑦ ᐊᖑᓇᓱᒃᑏᑦ	Tatkitaman angunahuktut titigait	63	80	80	86	88	102*
Hunters interviewed	ᐊᖑᓇᓱᒃᑏᑦ ᐊᐱᕐᓱᕐᑕᑦ	Angunahuktin apikhuktan	59	80	79	86	86	99*
Harvested	ᐊᖑᓇᓱᒃᑐᒥᓃᑦ	Angujaujut	58	65	53	73	72	96*
Response Rate (%)	ᑭᐅᔪᑦ ᖃᑦᓱᐅᓂᖏᑦ (%)	Kiujut (%)	67	88	89	92	94	86**

* Hunters registered/interviewed/harvested at least once during the study.
** Mean annual response rate.

* ᐊᖑᓇᓱᒃᑏᑦ ᐊᑎᓕᐅᕐᒪᔪᑦ/ᐊᐱᕐᓱᕐᑕᑦ/ᐊᖑᓇᓱᒃᑐᒥᓃᑦ ᐊᑕᐅᓯᐊᕐᓗᐊᑐᑎᒃ ᖃᐅᔨᓴᕐᓂᕐᒥ.
** ᐊᔾᔨᒌᓕᕐᑎᓯᒪᔪᑦ ᑕᕿᑕᒫᑦ ᑭᐅᔪᑦ.

* Angunahuktin atiliukhimajut/apikhiktaunikut/anguhimajut talvani kaujihatatiplugin.
** Talvani angunahuknami kiujutaumajut.

6.2.4

TABLE/ᓇᓗᓇᐃᔭᐅᑦ/NAUNAIKUTA 409

Recall period between harvest and interview, expressed as % of total harvest records
ᐅᑎᕐᕕᐅᔪᑦ ᐊᑯᕐᖓᓂ ᐊᖑᓇᓱᓐᓂᖓᑕ ᐊᒻᒪᓗ ᐊᐱᕐᓱᕐᑕᐅᓂᖓᑕ, ᓇᓗᓇᐃᕐᑕᑦ ᐃᒫᒃ % ᑲᑎᑦᑐᑦ ᐊᖑᓇᓱᒃᑕᑦ ᑎᑎᕐᕐᑕᐅᒪᔪᑦ
Itkaumajaujut angunahuktunun apihijauvaktunutlu, kanuk amigaitiginit tamakiklugin angujauhimajut

All Years (June 1996 - May 2001)
ᑕᒪᐃᓐᓄᑦ ᐊᒻᕐᒍᓄᑦ (ᔫᓂ 1996 - ᒪᐃ 2001)
Tamamik ukiuni (June 1996 - May 2001)

Study Year/ᖃᐅᔨᓴᕐᕕᒃ ᐊᒻᕐᒍ/Ihivgiukimayut Ukiumi			1	2	3	4	5	Total ᑲᑎᑦᑐᑦ Tamakiklugin
			96/97	97/98	98/99	99/00	00/01	
Recall Period	**ᐅᑎᕐᕕᐅᔪᑦ**	**Pigiakvia**						
≤ 3 months	≤ 3 ᑕᕿᑦ	≤ tatkin pingahut	99	93	45	36	79	73
4-6 months	4-6 ᑕᕿᑦ	tatkin hitaman 6nut	0	7	32	41	21	19
> 6 months	> 6 ᑕᕿᑦ	> 6 tatkin	0	0	22	23	0	8

TABLE/ᓇᓗᓇᐃᔭᐅᑦ/NAUNAIKUTA 410

Number of hunters harvesting each species

ᖃᑦᓯᐅᓂᖏᑦ ᐊᖑᓇᓱᒃᑏᑦ ᐊᖑᓇᓱᒃᐸᑦᑐᑦ ᐊᑐᓂᒃ ᐆᒪᔪᕐᓂᒃ

Angunahuktin angutivaktun umajunik

All Years (June 1996 - May 2001)

ᑕᒪᐃᓐᓄᑦ ᐊᒃᕐᒍᓄᑦ (ᔫᓂ 1996 - ᒪᐃ 2001)

Tamamik ukiuni (June 1996 - May 2001)

Study Year/ᖃᐅᔨᓴᕐᕕᒃ ᐊᒃᕐᒍ/Ihivgiukimayut Ukiumi			1 96/97	2 97/98	3 98/99	4 99/00	5 00/01	Total ᑲᑎᑦᑐᑦ Tamakiklugin
Species	**ᐆᒪᔪᑦ**	**Umajuin**						
Caribou	ᑐᒃᑐᐃᑦ	Tuktut	50	53	41	56	51	89
Musk-ox	ᐅᒥᒃᒪᐃᑦ	Umingmait	3	1	3	4	7	15
Polar bear‡‡	ᓇᓄᐃᑦ‡‡	Nanuit‡‡	n/d	n/d	n/d	n/d	n/d	n/d
Tundra grizzly	ᐊᒃᓚᐃᑦ	Akhait	1					1
Wolf	ᐊᒪᕈᐃᑦ	Amagut	2	5	6	6	6	13
Arctic fox	ᑎᓇᒐᓐᓂᐊᑦ	Tigiganiat	11	11	3	6	11	27
Coloured fox	ᖃᑯᓐᖏᑦᑐᑦ ᑎᓇᒐᓐᓂᐊᑦ	Kalaliit tigiganiat				1	2	3
Wolverine	ᖃᕐᕕᑦ	Kalvik			2	2	4	8
Arctic hare	ᐅᑲᓖᑦ	Ukalik	1					1
Arctic ground squirrel	ᓱᒃᓱᑦ	Hikhik	2	1				3
Seals (unspecified)	ᓯᖕᑯᓖᑦ	Natiit	43	12	1	15	41	67
Ringed seal	ᓇᑦᓱᑦ	Natiinat	2	42	31	45	25	63
Bearded seal	ᐅᒡᔪᐃᑦ	Ukyuk	10	14	6	6	6	33
Harbour seal	ᖃᓯᒋᐊᑦ	Qanigiaq				1		1
Narwhal	ᑑᒐᓖᑦ ᕿᓚᓗᒐᑦ	Tuugaak	1	7	2		10	17
Geese (unspecified)	ᓂᕐᓖᑦ	Kanguk	1					1
Snow goose	ᑲᖑᐃᑦ	Kanguq		2				2
Canada goose	ᓂᕐᓖᑦ ᐅᓗᐊᒍᓐᓖᑦ	Nikliknik	1	2	1	2		6
Eider duck	ᒥᑏᑦ	Kingalik				3		3
Red-throated loon	ᖃᖅᓴᐅᑦ	Qaqhuaq		1				1
Yellow-billed loon	ᑑᓐᓕᕐᔪᐊᑦ	Tuulik		1				1
Black guillemot	ᐱᑦᓯᐅᓛᑦ	Black guillemot	1					1
Ptarmigan	ᐊᕿᒐᕐᑦ	Akilgik	3	1	2		2	7
Sandhill crane	ᑕᑎᒐᕐᔪᐊᑦ	Tatilgaq		1				1
Goose eggs	ᑲᖑᐃᑦ ᒪᓐᓂᖏᑦ	Uluaguliit manniit	1	1		1	1	4
Seagull eggs	ᓇᐅᔭᐃᑦ ᒪᓐᓂᖏᑦ	Nauyat manniit		1				1
Arctic char	ᐃᖃᓗᒃᐱᑦ	Ikaliviit	42	43	35	31	45	75
Freshwater fish (unspecified)	ᑕᓇᐅᖑᖏᑦᑐᒥ ᐃᖃᓗᐃᑦ	Tahinik Ikaluit	1					1
Lake trout	ᐃᓱᒋᐃᑦ	Ikalukpik	12	34	11	23	40	64
Sculpin	ᑲᓇᔪᐃᑦ	Kanayuk		1				1

‡‡ No data are available corresponding to the harvest numbers shown in the harvest estimates table which were provided by DSD.

‡‡ ᑎᑎᕐᓯᒪᔪᓂᒃ ᐱᑕᖃᖏᑦᑐᖅ ᐱᔾᔪᑎᓐᓂᒃ ᐊᖑᔭᑦ ᖃᑦᓯᐅᓂᖏᓐᓄᑦ ᐊᓚᒃᑲᐅᒪᔪᓄᑦ ᐊᖑᔭᓄᑦ ᓇᓚᐅᑦᓴᕈᑎᓂ ᑐᓂᔭᖏᓐᓂ ᐃᑯᐱᕐᕕᓕᓐᓂᑦ.

‡‡ Nahagauhimaitut titigakhimajunik pitman kanuk angujaukatakhimajunik kanukitunit pijaumajut ikupiktulikijinik.

6.2.4 Community Results Discussion: Kugaaruk

The survey frame:

An assessment of under-enumeration during the community visit revealed that there were approximately 68 hunters who were not registered in the Harvest Study. Sixty-seven of these were Inuit - 62 occasional and five active hunters. It is estimated that there was one non-Inuit hunter with assigned hunting rights who was not registered – an occasional hunter. As discussed in Section 5.2.1 the effect of this under-enumeration would have led to a downward bias of the harvest estimates. Given that these unregistered hunters represent forty percent of the total hunter population and that five of the hunters were active hunters (Table 10) the effect of this bias on harvest estimates is likely very significant and could have caused an under-estimation of the community harvest of up to 50%. Harvest estimates for the unregistered hunters can be estimated using mean harvest quantities for each species by strata. However, these estimates, having their own sources of error and bias, are beyond the scope of this Final Report. Readers may apply to NWMB to obtain the results of these calculations.

Survey coverage and non-response bias:

Response rates although good in most months, were lower in year 1, when rates dropped below 50% in a few months, and in the first month of year 2. In years 3 to 5 response rates were high in almost all months, with only the occasional month below 75%. As seen in Table 9 the consistent intentional non-response rate in Kugaaruk was nil, and therefore was not a potential source of non-response bias.

Response rates were felt to be high enough and non-response bias low enough during years 2 to 5, with the exception of the first month in year 2, to ensure that n did in fact constitute a sufficiently representative sample of N hunters. Readers should exercise caution when using the data collected during year 1 and during the first month of year 2 (June 1997) since the potential for both sampling error and non-response bias increases as response rates fall.

Measurement issues and response error:

It was reported during the community consultations that some egg harvests were under-reported. Further details are provided in the community feedback and other sources of data section below. Section 5.4 also contains a thorough discussion of this issue.

As seen in the recall period tables, years 1, 2 and most of year 5 had short recall periods with the majority of harvest records having been collected within three months of the harvest, minimizing measurement error due to recall failure. However, recall periods were much longer, over six months in many cases, during several months in years 3 and 4. Recall error in these instances is more likely.

As noted in the comments associated with arctic char, below, there was commercial harvesting of char during the study. It appears that harvest estimates do include some of the commercial harvest early in the study and should be considered too high if only considering the subsistence harvest of the community. However, in the latter years of the study harvest estimates are thought to be too low to include both subsistence and commercial harvests.

Community feedback and other sources of data:

1. **Caribou:** Caribou harvesting consisted of both barren-ground caribou and island caribou. Also, some hunters did not specify the type of caribou harvested. For the purpose of calculating harvest estimates they were combined into one category. All harvest estimates appear too low (C.F.).
2. **Musk-ox:** The community was issued 15 tags per year but not all were taken. The HTO Board estimates about 5 per year were used. Although the year 2 estimate seems too low, some others seem a little high. The annual mean appears to be in the right range (C.F.).
3. **Polar bear:** Numbers displayed are not estimates but confirmed harvest numbers supplied by DSD (DSD PB).
4. **Tundra grizzly:** The community generally harvests about 1 bear annually, so data from years with no reported harvest may be incorrect (C.F.).

5 **Wolf:** Harvest estimates seem a little low. Data were obtained from DSD detailing the number of pelts sold by hunters. DSD reports were available for 1999/2000 and 2000/2001 (years 4 and 5) and indicate that 40 wolf pelts were purchased in 1999/2000 (year 4) and 27 were purchased in 2000/2001 (year 5) (note that DSD data are based on harvest years that run from July to June, whereas Harvest Study data are based on harvest years that run from June to May) (DSD FB). Based on this information the harvest estimates do appear to be low in the last two years of the study.

6 **Arctic fox:** Again, DSD provided reports for 1999/2000 and 2000/2001 (years 4 and 5) which indicated that 28 arctic fox pelts were purchased in 1999/2000 (year 4) and 48 were purchased in 2000/2001 (year 5) (note that DSD data are based on harvest years that run from July to June, whereas Harvest Study data are based on harvest years that run from June to May) (DSD FB). Based on this information the harvest estimates may also be somewhat low.

7 **Seals:** Most of the unidentified seals were likely ringed seals. Harvest estimates may be a little low in some years but are in the right range. However, hunters reported that harbour seals are not hunted by the community and they questioned the report of this harvest in year 4 (C.F).

8 **Narwhal:** Some of the harvest estimates seem too low (C.F). The community had an annual quota of 10 but had harvested over quota on some occasions. However, there was one year in which no narwhal were harvested, so the data indicating no narwhal harvests in year 4 is accurate. DFO reports the following harvest numbers for narwhal (note that DFO data are based on fiscal years, whereas Harvest Study data are based on harvest years that run from June to May) (DSD N/B):

96/97	97/98	98/99	99/00	00/01
7	15	8	0	30

These data indicate that harvest estimates appear low in four years of the study.

9 **Snow goose:** Harvest estimates seem low. Approximately 15-20 snow geese are harvested every year (C.F.).

10 **Canada goose:** As per the snow goose comments above, about 15-20 Canada geese are harvested annually (C.F.).

11 **Eider duck:** Both king and common eiders are harvested around the community, however neither are very abundant (C.F.).

12 **Eggs:** Harvest estimates appear too low. Hunters commented that they did not know to report eggs. Eggs are harvested every year; mostly seagull eggs but some goose and eider duck eggs are also gathered (C.F.).

13 **Arctic char:** Harvest estimates in years 4 and 5 seem too low. Arctic char were fished commercially in about 12 places around the community. It appears that in years 1 and 2 some of these commercially caught fish were reported, whereas estimates in the later years are thought to be too low and not to include commercial fishing (C.F.). DFO records confirm that commercial quotas were issued during each year of the study (DFO F).

14 **Lake trout:** The HTO Board estimates that the community harvests between 600 and 700 annually. Based on this information estimates in some years may be low (C.F.).

15 **Sculpin:** The estimate in year 2 seems high, but harvesters often catch them in nets when fishing for other species – they are usually thrown back in the water though (C.F.).

6.2.4 ᓄᓇᓕᖕᓂ ᓴᖅᑭᑕᐅᔪᓂᒃ ᐅᖃᖃᑎᒌᕈᑎᑦ: ᑰᒐᕐᔪᒃ

ᖃᐅᔨᓴᓂᐅᑉ ᐋᖅᑭᐅᒪᓂᖓ:

ᕿᒥᕐᕈᔭᐅᑎᓪᓗᒋᑦ ᐊᑎᓕᐅᓇᖏᓗᐊᖅᐸᓂᐅᔪᑦ ᓄᓇᓕ ᐳᓚᕋᖅᑕᐅᑎᓪᓗᒋᑦ ᑕᑯᑎᑦᓯᓚᐅᖅᑐᑦ ᑕᒫᓂ 68ᖏᓐᓃᑦᑐᑦ ᐊᖑᓂᐊᖅᑎᑦ ᐊᑎᖃᖃᑕᐅᓚᐅᖏᑦᑐᓂᒃ ᖃᐅᔨᓴᓐᓂᕐᒧᑦ. 67ᖏᑦ ᐃᓅᓪᓗᑎᒃ - 62 ᖃᑯᑎᒃᑯᑦ ᐊᒻᒪᓗ ᑕᓪᓕᒪᑦ ᑕᒫᔪᓗᒃ ᐊᖑᓂᐊᖅᑎᐅᓪᓗᑎᒃ. ᐃᓴᒪᒋᔭᐅᔪᖅ ᐊᑕᐅᓯᐅᓚᐅᓇᕐᒃᓴᖓᓂᒃ ᐃᓅᖏᑦᑐᖅ ᐊᖑᓂᐊᖅᑎ ᐊᖑᓇᓱᒍᓐᓇᐅᒻᒥᒃ ᑐᓂᔭᐅᓯᒪᔪᖅ ᐊᑎᖃᖃᑕᐅᓚᐅᖏᑦᑐᓂ - ᖃᑯᑎᒃᑯᑦ ᐊᖑᓂᐊᖅᐸᑦᑐᓂ. ᐅᖃᐅᓯᐅᒻᒪᑕ ᓈᓴᐅᑎᒥ 5.2.1 ᑕᒪᑐᒪ ᐊᑎᓕᐅᓇᖏᓗᐊᕈᑎᐅᑉ ᐱᒍᑕᐅᓂᖓ ᐊᑦᑎᑯᓪᓕᑎᑦᓯᒪᒐᔭᖅᑐᐃᑦ ᐆᒪᔪᖅᑕᐅᑯᑦᑐᑦ ᖃᑦᓯᐅᑯᓂᖏᓂᒃ. ᐃᓱᒪᒋᓪᓗᒋᑦ ᑕᒪᒃᑯᐊ ᐊᑎᖃᖃᑕᐅᓇᖏᑦᑐᑦ ᐊᖑᓂᐊᖅᑎᑦ 40%ᖑᒻᒪᑕ ᑲᑎᑕᐃᓐᓇᐅᒍᑎᒃ ᐊᖑᓇᓱᑦᑎᓗᑦᑖᑦ ᐊᒻᒪᓗ ᑕᓪᓕᒪᐅᓪᓗᑎᒃ ᑕᒫᔪᓗᒃ ᐊᖑᓂᐊᖅᑎᑦ (ᓇᓕᖅᑲᖅ 10) ᐊᑦᑐᐃᓂᓇᒐᔭᖅᑕᖓ ᐆᒪᔪᖅᑕᐅᔪᑦ ᓈᓴᖅᑕᐅᓯᒪᓂᖏᓐᓂᒃ ᐊᒃᓯᓪᓗᐊᑲᓪᓕᐅᑐᐃᓐᓇᓇᐊᓕᒃ ᐊᒻᒪ ᑐᖓᐅᑦᑎᓗᐊᕈᑕᐅᖅᑰᓐᓂᖅᑐᓂ ᓄᓇᓕᓐ ᐆᒪᔪᖅᑕᐅᔪᓂᒃ ᓇᐸᓪᓗᐊᖓᓄᑦ ᑎᑭᓪᓗᒍ 50%. ᐆᒪᔪᖅᑕᐅᓯᑦᑐᑦ ᐊᑎᖃᖃᑕᐅᖏᑦᑐᓄᑦ ᒥᑦᓴᐅᓯᖅᑕᐅᔪᓐᓇᖅᑐᑦ ᐊᑐᕐᓗᑦ ᐆᒪᔪᖅᑕᐅᒃᑯᔪᒃᑐᐃᑦ ᖃᑦᑎᐅᓐᓂᖏᑦ ᐊᑐᓂᑦ ᓂᕐᔪᑎᓄᑦ ᐊᒃᑯᖅᑕᐅᓯᒪᓂᖏᑎᒍᑦ. ᑭᓯᐊᓂ, ᑕᒪᒃᑯᐊ ᓈᓴᖅᑕᐅᓯᒪᔪᑦ, ᐃᒻᒥᒍᑦ ᑕᒻᒪᖅᓯᒪᐅᔪᖃᕐᓗᐊᕐᓗᑎᒃ ᐃᓚᓕᐅᓇᖏᓐᓂᖃᕐᓗᑎᓪᓗ, ᐱᔭᕇᓗᐊᕐᒪᑕ ᐅᑯᓄᖓ ᑭᖑᓪᓕᔪᖅᓯᐅᑎᑦ ᐅᓂᒃᑳᖏᓐᓄᑦ. ᐅᖃᓕᒫᖅᑐᑦ ᑐᑦᓯᕋᓐᓇᖅᑐᑦ ᐆᒪᔪᓕᓇᔨᕐᔪᐊᒃᑯᓐᓂᑦ ᐱᔪᒪᓐᓂᕈᑎᒃ ᓴᖅᑭᑕᐅᓯᒪᔪᓂᒃ ᓈᓴᐅᑎᓂᒃ.

ᖃᐅᔨᓴᖅᑕᐅᔪᑦ ᐊᒻᒪ ᐃᓚᓕᐅᓇᔭᐅᑯᖏᑦᑐᑦ ᑭᐅᓐᖏᑦᑐᑦ:

ᑭᐅᖃᑕᓂᓇᔭᖏᑦ ᐱᐅᓚᓗᐊᖅᑎᓪᓗᒍ ᑕᖅᑭᓕᒫᔪᓗᓐᓂ, ᐊᑉᐸᓯᓐᓂᖅᓴᐅᓚᐅᖅᑐᓐ ᐊᕐᕌᒍ 1-ᒥ, ᐊᒥᓲᓂᖏᑦ ᑲᑕᑦᑎᓪᓗᒋᑦ ᐊᑖᓄᑦ 50% ᖃᑦᑎᓇᐅᔪᓂ ᑕᖅᑭᓂ, ᐊᒻᒪ ᓯᕗᓪᓕᕐᔪᖓᓂ ᑕᖅᑭᐅᒃ ᐊᕐᕌᒍ 2-ᒥ. ᐊᕐᕌᓂ 3 ᐊᒻᒪ 5 ᑭᐅᖃᑕᓂᓇᔭᖏᑦ ᖁᑯᑭᓯᑦᑎᓪᓗᒍ ᑕᖅᑭᓕᒫᔪᓘᔪᓂ, ᐃᓛᓐᓂᐅᑯᓐ ᑕᖅᑭᐅᔪᒥ ᐊᑖᓂᖃᑕᖅᑐᓂ 75%. ᑕᑯᑎᑦᓯᒪᑕ ᓇᓕᖅᑲᒥ 9 ᐲᔭᓐᓂᑎᒃ ᑭᐅᑦᑕᐃᓕᑦᓴᐃᓐᓇᐸᑦᑐᑦ ᑰᒐᔭᒃ ᐱᑕᖃᓚᐅᖏᑦᑐᖅ, ᐊᒻᒪ ᑕᒪᓐ ᐱᓪᓗᒍ ᑭᐅᑦᑕᐃᓕᒪᔪᑕᐅᖃᑕᓚᐅᖏᑦᑐᖅ.

ᑭᐅᓐᖏᑦ ᐊᒥᓲᑦᑎᐊᕋᓯᒋᔭᐅᓚᐅᖅᑐᑦ ᐊᒻᒪᓗ ᑭᐅᓐᖏᑦᑐᑦ ᐅᓄᓗᐊᕋᑎᒃ ᐊᕐᕌᒍᓂᑦ 2-ᒥᑦ 5-ᒧᑦ, ᐱᖏᑕᑐᐊᓇᓪᓗᒍ ᓯᕗᓪᓕᕐᔪᖅ ᑕᖅᑭᑦ ᐊᕐᕌᒍ 2-ᒥ, ᑖᒃᑯᐊ ᐊᐱᖅᓱᖅᑕᐅᓚᐅᖏᑦᑐᑦ ᖃᑦᑎᐅᓂᖏᑦ ᒥᑦᓴᐅᓯᓯᒪᑦᑎᐊᕐᓂᖏᓐᓂᒃ ᐊᖑᓇᓱᑦᑎᓂᒃ ᐊᑎᖃᖃᑕᐅᔪᓂᒃ. ᐅᖃᓕᒫᖅᑐᑦᑐᑦ ᐅᔾᔨᖅᑐᒋᐊᖃᖅᑐᑦ ᐊᑐᕐᓂᐊᕈᓂᒃᔪᒃ ᐊᓪᓚᑕᐅᓯᒪᔪᐃᑦ ᓄᐊᑕᐅᓯᒪᔪᑦ ᐊᕐᕌᒍ 1-ᒥ ᐊᒻᒪ ᓯᕗᓪᓕᕐᔪᖓᓂ ᑕᖅᑭᐅᑦ ᐊᕐᕌᒍ 2-ᒥ (ᓲᓂ 1997) ᓄᐊᑕᐅᓯᒪᔪᑦ ᑕᒻᒪᖅᓯᒪᐅᖅᑐᑦ ᐊᒻᒪᓗ ᑭᐅᓐᖏᑦᑐᓂᒃ ᐃᓚᓕᐅᓇᖏᓗᐊᕐᓕᑦ ᐱᓐᓕᐊᓲᖑᒻᒪᑕ ᑭᐅᑦᑎᒋᓂᖏᑦ ᑲᑕᔾᔪᑦᒥᔭᕐᖓᑕ.

ᓱᖅᑯᐃᖅᓯᔾᔪᑎᓅᓕᖓᔪᑦ ᐊᒻᒪ ᑭᐅᔾᔪᑎᑦ ᑕᒻᒪᖅᓯᒪᐅᖅᑐᑦ:

ᐅᖃᐅᓯᐅᓚᐅᖅᑐᖅ ᓄᓇᓕᐅᔪᐃᑦ ᐅᖃᖃᑎᒋᔭᐅᖃᑦᑕᑎᓪᓗᒋᑦ ᐃᓚᖏᑦ ᒪᖕᓃᑦ ᓄᐊᑕᐅᔪᐃᑦ ᖃᑦᑏᓇᐅᓗᐊᖅᑐᑎᒃ ᐅᖃᐅᓯᐅᖃᑕᓇᐊᖓ. ᓇᓗᓇᐃᔭᓇᐊᖃᖃᓂᕈᑎᑦ ᐊᑐᐃᓐᓇᐅᑎᑕᐅᔪᑦ ᓄᓇᓕᓐᑦ ᑭᐅᔾᔪᑎᐅᔪᓂ ᐊᒻᒪᓗ ᐊᓯᖏᓐᓂᑦ ᐊᑦᓚᑕᐅᓯᒪᔪᓂᒃ ᓈᓴᐅᑎᓃᑦᑐᓂᒃ ᐊᑖᓂ. ᐊᕕᑦᑐᖅᓯᒪᔪᖅ 5.4 ᐃᓗᓕᖅᑲᒥᔪᖅ ᐅᖃᖃᑎᒌᒍᑕᐅᑎᐊᓂᖓᓂᑦ ᑖᒃᓯᒪ ᑲᒪᒋᔭᓇᐊᖃᖅᑑᒻ.

ᑕᐃᒫᒃ ᑕᑯᑎᑦᓯᒪᑕ ᓇᓕᖅᑲᓃᑦᑐᑦ ᐊᑯᑦᑐᓂᖏᑦ ᐃᖅᑲᐅᒪᔭᓇᐊᖃᖅᐸᑦᑕᖏᑦ, ᐊᕐᕌᒍᐃᑦ 1, 2 ᐊᒻᒪ 5 ᕿᓚᒥᐅᔪᖅ ᐊᑯᓂᐅᓂᖃᖃᑕᓚᐅᕐᖓᑕ ᐊᒥᓲᓂᖅᓴᐅᔪᐃᑦ ᐊᖑᔭᐅᑯᑦᑐᐃᑦ ᑎᑎᕋᖅᑕᐅᓂᖏᑦ ᓄᐊᑕᐅᖃᑦᑕᖅᑐᑎᒃ ᐃᓗᐊᓂ ᐱᖓᓱᓐ ᑕᖅᑭᓐ ᐊᖑᔭᐅᓚᐅᖅᑎᓪᓗᒋᑦ, ᒥᑭᓐᓂᕐᐸᖑᖅᑎᑦᑐᒍ ᑕᒻᒪᕈᓐᓇᓂᖅ ᐱᓪᓗᒍ ᐃᖅᑲᐅᒪᒍᓐᓂᓐᓂᖅ. ᑭᓯᐊᓂᓕ, ᐃᖅᑲᐃᐅᖃᑕᖅᑐᐃᑦ ᐊᑯᓂᐅᓂᖅᓴᐅᖃᑕᓚᐅᖅᑐᐃᑦ, ᐅᖓᑖᓂ ᐱᖓᓲᔪᖅᑐᓐ ᑕᖅᑭᓐ ᐊᒥᓱᓂ, ᐊᒥᓱᑲᓪᓚᐅᔪᓂ ᑕᖅᑭᓂ ᐊᕐᕌᒍᓂ 3 ᐊᒻᒪ 4. ᐃᖅᑲᐅᒪᒍᓐᖏᓐᓂᖅ ᑕᐃᒪᐃᑦᑐᓂ ᑕᐃᒪᐃᑐᐃᓐᓇᓇᐊᖃᓂᖅᓴᐅᔪᖅ.

ᐅᖃᐅᓯᐅᔪᑦ ᒪᓕᒃᑐᒋᑦ ᐃᖃᓗᐃᑦ ᐱᓪᓗᒋᑦ ᐊᑎᑦᑎᓐᓂ ᓂᐅᕈᑎᖅᑐᖃᖅᐸᓚᐅᖅᑐᖅ ᐃᖃᓗᒥᓂᕐᓂᒃ ᖃᐅᔨᓴᕐᓂᖃᖅᑎᓪᓗᒍ. ᐃᒪᐃᑦᑐᔭᖅᑐᖅ ᐃᖃᓗᑦᑕᐅᔪᓐᑦ ᓇᓚᐅᑦᑖᑦᑕᐅᔪᐃᑦ ᐃᓚᖃᓇᐊᖓ ᐃᓚᖏᓐᓂᑦ ᑮᓇᐅᔭᓕᐅᕈᑕᐅᒪᓯᐊᕐᓗᑎᒃ ᐃᖃᓗᑦᑕᒥᓂᕐᓂᑦ ᖃᐅᔨᓴᖅᑐᖃᖅᑎᓪᓗᒍ ᐊᒻᒪ ᐃᓱᒪᒋᔭᐅᔭᓇᐊᖃᖅᑐᖅ ᖁᑭᓯᓗᐊᓇᐊᖓ ᐃᓱᒪᖃᐃᓐᓇᓗᓂ ᓂᓇᔭᒃᓴᐅᔪᓂᑦ ᓄᓇᓕᓐᑦ. ᑭᓯᐊᓂᓕ, ᑭᖑᓂᐊᓂ ᐊᕐᕌᒍᓂ ᖃᐅᔨᓴᓂᕐᒧᑦ ᐊᖑᔭᐅᑯᑦᑐᐃᑦ ᓇᓚᐅᑦᑖᑦᑕᐅᖏᓐᓂᑦ ᐊᑉᐸᓯᓗᐊᖅᑐᒋᔭᐅᑎᓪᓗᒋᑦ ᐃᓚᖃᓇᐊᖓ ᑕᒪᕐᒥᒃ ᓂᓇᔭᒃᓴᐅᔪᓂᑦ ᐊᒻᒪ ᑮᓇᐅᔭᓕᐅᕈᑎᒃᓴᐅᔪᓄᑦ ᐃᖃᓗᑦᑕᐅᔪᓄᑦ.

ᓄᓇᓕᒻᒥ ᑭᐅᔾᔪᑎᑦ ᐊᒻᒪᓗ ᐊᓯᖏᑦ ᐊᓪᓚᑕᐅᓯᒪᔪᑦ:

1. **ᑐᒃᑐᐃᑦ:** ᑐᑦᑐᑕᐅᖃᑦᑕᖅᑐᐃᑦ ᐃᓚᖃᖅᑐᓐ ᐊᑐᓂᑦ ᓄᓇᑐᐃᓐᓇᖅᒥ ᐊᒻᒪ ᕿᑭᖅᑕᒥ ᑐᑦᑐᓂᑦ. ᐊᒻᒪᑕᐅᖅ, ᐃᓚᖏᓐ ᐊᖑᓇᓱᐊᖅᑏᑦ ᓇᓗᓇᐃᖅᓯᐅᖏᑦᑐᐃᑦ ᖃᓄᐃᑦᑐᒥᓐ ᑐᑦᑐᒪᖕᒑᕐᒥᒃ. ᐱᓪᓗᒍ ᖃᐅᔨᓴᓯᐊᓐᖅ ᑐᑦᑐᑕᐅᓚᑦᑐᓂᑦ ᓇᓚᐅᑖᓂᕐᒧᑦ ᑲᑎᑕᐅᓚᐅᖅᑐᐃᑦ ᐊᑕᐅᓯᕐᒧᑦ. ᑐᑦᑐᑕᐅᓚᑦᑐᓚᒫᓂᑦ ᓇᓚᐅᑖᓂᕐᒧᑦ ᑲᑎᑕᐅᓚᐅᖅᑐᐃᑦ ᐊᑕᐅᓯᕐᒧᑦ. ᑐᑦᑐᑕᐅᓚᑦᑐᓚᒫᓂᑦ ᓇᓚᐅᑖᓂᕐᒧᑦ ᐊᑉᐸᓯᓗᐊᖅᑐᔭᖅᑐᐃᑦ (C.F.).
2. **ᐅᒥᖕᒪᐃᑦ:** ᓄᓇᓕᐅᔪᐃᑦ ᑐᓂᔭᐅᓚᐅᖅᑐᐃᑦ 15-ᓂᑦ ᓂᐊᖓᑖᓂᑦ ᐊᕐᕌᒍᑖᒫᓐ ᑭᓯᐊᓂ ᐱᔭᐃᓐᓇᐅᓚᐅᖏᑦᑐᐃᑦ. ᐆᒪᔪᓐᓂᐊᑎᒃᑯᓐ ᑲᑎᒪᔨᖏᑦ ᓇᓚᐅᑖᖅᓯᒪᔪᐃᑦ ᑕᓕᒪᔪᓗᐃᑦ ᐊᕐᕌᒍᑖᒫᓐ ᐱᔭᐅᖃᑕᓇᖏᑦ. ᐊᕐᕌᒍ 2-ᒥ ᓇᓚᐅᑖᖅᑕᐅᔪᐃᑦ ᐊᑉᐸᓯᓗᐊᖅᑐᔭᕐᓗᐊᖅᑎᓪᓗᒍ, ᐃᓚᖏᓐ ᖁᑭᓯᓗᐊᖅᑐᔭᖅᑐᐃᑦ. ᐊᕐᕌᒍᑖᒫᓐ ᑖᒪᓂᑦᑎᐊᑐᔭᖅᑐᖅ. (C.F.).
3. **ᓇᓄᐃᑦ:** ᓈᓴᐅᑎᑦ ᑕᑯᔭᒃᓴᐅᔪᑦ ᒥᑦᓴᐅᓯᕈᑎᑐᐃᓐᓇᐅᖏᑦᑐᑦ ᑭᓯᐊᓂ ᓈᓴᖅᑕᐅᓯᒪᓪᓚᑦᑖᖅᑐᑦ ᓄᓇᕗᑦ ᒐᕙᒪᒃᑯᑦ ᐃᑯᐊᕝᕕᓕᓇᔭᒃᑯᖏᓐᓄᑦ (DSD PB).
4. **ᐊᒃᑕᒃ ᑲᔪᖅ:** ᓄᓇᓕᐅᔪᐃᑦ ᓇᓄᖃᑦᑕᖅᑐᔭᖅᑐᓐ ᐊᑕᐅᓯᕐᒥᑦ ᐊᕐᕌᒍᑖᒫᓐ, ᑕᒪᓐ ᐱᓪᓗᒍ ᑎᑎᕋᖅᑦ ᐊᕐᕌᒍᓂᑦ ᑎᑎᕋᖅᓯᒪᔪᖃᖅᑎᓐᓇᒍ ᓇᓄᑐᖃᓇᐊᖓ ᓯᓕᖏᑐᐃᓐᓇᓇᐊᓕᒃ (C.F.).

[5] **ᐊᒪᕈᖅ:** ᐊᒪᕈᖅᑕᐅᖃᑦᑕᖅᑐᓄᑦ ᓇᓚᐅᑖᑦᑕᐅᓯᒪᔪᐃᑦ ᐊᑉᐸᓯᓗᐊᖅᑐᔾᔭᖅᑐᓐ. ᑎᑎᖃᐃᑦ ᐱᔭᐅᔪᐃᑦ ᐃᑯᐱᖃᓕᓇᔨᒃᑯᓐᓂᑦ ᓇᓗᓇᐃᔭᐃᓯᒪᔪᐃᑦ ᐊᒥᓲᓂᖏᓐᓂᑦ ᐊᒪᕈᐃᑦ ᐊᒥᖏᑦ ᓂᐅᕈᑕᐅᓚᐅᖅᑐᐃᑦ ᐊᖑᓇᓱᐊᖅᑎᓄᑦ. ᐃᑯᐱᖃᓕᓇᔨᒃᑯᓐ ᐅᓂᒃᑳᓕᐊᖏᑦ ᐊᑐᐃᓐᓇᐅᓚᐅᖅᑐᐃᑦ 1999/2000-ᒧᑦ ᐊᒻᒪ 2000/2001-ᒧᑦ (ᐊᕐᕌᒍ 4 ᐊᒻᒪ 5) ᐊᒻᒪ ᓇᓗᓇᐃᖅᓯᔪᐃᑦ 40 ᐊᒪᕈᐃᑦ ᐊᒥᖏᑦ ᓂᐅᕕᐊᓇᔭᐅᓚᐅᓇᐊᖓ 1999/2000ᒥ (ᐅᑭᐅᖓᓐᓂ 4) ᐊᒻᒪ 27 ᓂᐊᕕᐊᖑᓚᐅᖅᑐᓐ 2000/2001-ᒥ (ᐅᑭᐅᖓᓐᓂ 5) (ᖃᐅᔨᒪᒋᑦ ᐃᑯᐱᕝᕕᓕᓇᔨᒃᑯᑦ ᓈᓴᐅᑎᖏᑦ ᒪᓕᒻᒪᑦ ᐱᒋᐊᖃᖅᑐᒥᒃ ᔪᓚᐃᒥᑦ ᔫᓂᒧᑦ, ᖃᐅᔨᓴᖅᓗᒧᓪᓗ ᐊᓪᓚᐅᓯᒪᔪᐃᑦ ᒪᓕᒻᒪᑦ ᐱᒋᐊᖃᒋᓪᓗᒍ ᔫᓂᒥᑦ ᒪᐃᒧᑦ) (DSD FB)

[6] **ᑎᓇᒐᓂᐊᖅ:** ᐊᒻᒪᓱᓕ, ᐃᑯᐱᖃᓕᓇᔨᒃᑯᓐ ᐅᓂᒃᑳᓕᐊᖏᑦ ᐊᑐᐃᓐᓇᐅᓚᐅᖅᑐᐃᑦ 1999/2000-ᒧᑦ ᐊᒻᒪ 2000/2001-ᒧᑦ (ᐊᕐᕌᒍ 4 ᐊᒻᒪ 5) ᐊᒻᒪ ᓇᓗᓇᐃᖅᓯᔪᐃᑦ 28 ᑎᓇᒐᓂᐊᓐ ᐊᒥᖏᑦ ᓂᐅᕕᐊᓇᔭᐅᓚᐅᓇᐊᖓ 1999/2000ᒥ (ᐅᑭᐅᖓᓐᓂ 4) ᐊᒻᒪ 48 ᓂᐊᕕᐊᖑᓚᐅᖅᑐᓐ 2000/2001-ᒥ (ᐅᑭᐅᖓᓐᓂ 5) (ᖃᐅᔨᒪᒋᑦ ᐃᑯᐱᕝᕕᓕᓇᔨᒃᑯᑦ ᓈᓴᐅᑎᖏᑦ ᒪᓕᒻᒪᑦ ᐱᒋᐊᖃᖅᑐᒥᒃ ᔪᓚᐃᒥᑦ ᔫᓂᒧᑦ, ᖃᐅᔨᓴᖅᓗᒧᓪᓗ ᐊᓪᓚᐅᓯᒪᔪᐃᑦ ᒪᓕᒻᒪᑦ ᐱᒋᐊᖃᒋᓪᓗᒍ ᔫᓂᒥᑦ ᒪᐃᒧᑦ) (DSD FB). ᐃᓕᖓᓗᓂ ᑖᒃᑯᓄᖓ ᑐᑭᓯᒃᑲᓂᕈᑎᒃᓴᓄᑦ ᑎᓇᒐᓂᐊᖅᑕᐅᖃᑦᑕᖅᑐᓄᑦ ᓇᓚᐅᑖᑦᑕᐅᓯᒪᔪᐃᑦ ᐊᑉᐸᓯᓗᐊᖅᑐᔾᔭᖅᑐᓐ.

[7] **ᓇᑦᓯᑦ:** ᐊᑕᖏᑉᐸᓗᑦᑐᑎᒃ ᓇᓗᓇᐃᖅᑕᐅᓯᒪᖏᑦᑐᐃᑦ ᓇᑦᓲᑦ ᓇᑦᑎᑐᐃᓐᓇᐅᑐᐃᓐᓇᓇᖅᑐᐃᑦ ᐊᖃᓚᐅᖅᑐᓐ. ᓇᑦᑎᑕᐅᖃᑦᑕᖅᑐᐃᑦ ᐊᑉᐸᓯᓗᐊᑐᐃᓐᓇᓇᐊᖃᖅᑐᐃᑦ ᐃᓚᖏᓐᓂ ᐊᑦᕋᓂ ᑭᓯᐊᓂ ᑕᒫᓂᑎᐊᖅᑐᐃᑦ. ᑭᓯᐊᓂᓕ, ᐊᖑᓇᓱᐊᖅᑏᑦ ᐅᖃᖃᑕᓚᐅᖅᑐᐃᑦ ᖃᓯᒋᐊᑦ ᐱᒐᓱᐊᖅᑕᐅᖃᑕᖏᑦᑕᖏᑕ ᓄᓇᓕᓐᓄᑦ ᐊᒻᒪ ᐊᐱᕋᑎᖃᓚᐅᖅᑐᐃᑦ ᐅᓂᒃᑳᓕᐊᓂᑦ ᖃᓯᒋᐊᕐᓂᕐᒥᑦ ᐊᑦᕋᒍ 4-ᒥ (C.F).

[8] **ᑑᒫᓕᑦ:** ᐃᓚᖏᑦ ᑑᒫᓕᖅᑕᐅᖃᑦᑕᖅᑐᓄᑦ ᓇᓚᐅᑖᑦᑕᐅᔪᐃᑦ ᐊᑉᐸᓯᓗᐊᖅᑐᔾᔭᖅᑐᓐ (C.F). ᓄᓇᓕᐅᔪᐃᑦ ᐊᑦᕋᒍᑕᒫᓐ ᑑᒫᓕᕈᓐᓇᓚᐅᖅᑐᐃᑦ 10-ᓂᑦ ᑭᓯᐊᓂ ᑑᒫᓕᓗᐊᖃᑦᑕᖅᓯᒪᔪᐃᑦ ᐃᓚᖏᓐᓂ ᐊᑦᕋᒍᔫᓂ. ᑭᓯᐊᓂᓕ, ᐊᑕᐅᓯᖅᑕᖃᓚᐅᖅᑐᖅ ᐊᑦᕋᒍᒥᑦ ᑑᒫᓕᖅᑐᖃᑦᑐᒥᓂᐅᖏᑭᐊᖓ, ᑎᑎᖃᐃᑦ ᓇᓗᓇᐃᖅᓯᔪᐃᑦ ᑑᒫᓕᖅᑐᖃᖅᑐᒥᓂᐅᖏᑭᐊᖓ ᐊᑦᕋᒍ 4-ᒥ ᓱᓕᔪᖅ. ᐃᒪᑦᒥᐅᑕᓕᓇᔨᒃᑯᑦ ᐅᑯᓂᖓ ᐊᓪᓚᓯᒪᔪᖃᖅᑐᐃᑦ ᖃᑦᓯᒃ ᑑᒫᓕᖅᑕᐅᓂᐊᕐᒪᖔᑕ (ᖃᐅᔨᒪᔭᕆᐊᓕᒃ ᐃᒪᒻᒥᐅᑕᓕᓇᔨᒃᑯᓐ ᑎᑎᖃᕐᑯᑎᖏᑦ ᐋᖅᑭᓯᒪᒻᒪᑦ ᑮᓇᐅᔭᐅᑦ ᐊᕐᕌᖓᑎᒍᑦ, ᐊᖑᔭᐅᔪᓂᑦ ᖃᐅᔨᓴᖅᓗᕐᒧᑦ ᑎᑎᖃᐃᑦ ᐃᓚᖓᑎᓪᓗᒋᑦ ᐊᖑᔭᐅᓚᑦᑐᓂᑦ ᔫᓂᒥᑦ ᒪᐃᒧᑦ) (DSD N/B):

96/97	97/98	98/99	99/00	00/01
7	15	8	0	30

ᑖᒃᑯᐊ ᑎᑎᖃᐃᑦ ᓇᓗᓇᐃᖅᓯᓯᒪᔪᐃᑦ ᑑᒫᓕᖃᑦᑕᓂᕐᒧᑦ ᓇᓚᐅᑖᑦᑕᐅᓯᒪᔪᐃᑦ ᐊᑉᐸᓯᒋᐊᖏᑦ ᐊᕐᕌᒍ 4-ᒥ ᖃᐅᔨᓴᖅᓗᕐᒥ.

[9] **ᑲᖓᐃᑦ:** ᐱᔭᐅᑉᐸᑦ ᖃᑦᑎᐅᓂᖏᑦ ᐊᑦᑎᓗᐊᖅᑰᔨᔪᑦ. 15-20-ᓗᐊᐸᓗᐃᑦ ᑲᖓᖅᑕᐅᑉᑯᑐᐃᑦ ᐊᕐᕋᒍᑕᒫᓐ. (C.F.).

[10] **ᓂᕐᓕᑦ ᐅᓗᐊᒍᕐᓕᑦ:** ᑕᐃᒪᓐᓇᑎᑐᓐ ᑲᖓᕐᓄᑦ ᐅᖃᐅᓯᐅᔪᑎᑐᓐ ᖁᓛᓂ, 15-20-ᓗᐊᐸᓗᐃᑦ ᓂᕐᓕᖅᑕᐅᑉᑐᐃᑦ ᐊᕐᕋᒍᑕᒫᓐ (C.F.).

[11] **ᒥᑎᑦ:** ᑕᒪᕐᒥᒃ ᒥᑏᑦ ᐊᒻᒪ ᕿᖓᓛᑦ ᐊᖑᔭᐅᖃᑦᑕᖅᑐᐃᑦ ᓄᓇᓕᓐᓂ, ᑭᓯᐊᓂᓕ ᓇᓕᐊᑐᐃᓐᓇᖅ ᐊᒥᓲᓗᐊᖏᑦᑐᓐ (C.F.).

[12] **ᒪᓐᓂᑦ:** ᓄᐊᑕᐅᑉᑐᓄᑦ ᓇᓚᐅᑦᑖᑦᑕᐅᓯᒪᔪᐃᑦ ᐊᑉᐸᓯᓗᐊᖅᑐᔾᔭᖅᑐᖅ. ᐊᖑᓇᓱᐊᖅᑏᑦ ᐅᖃᖃᑕᓚᐅᖅᑐᐃᑦ ᖃᐅᔨᒪᓐᓐᖏᑭᐊᒥᑦ ᐅᖃᐅᓯᖃᖃᑕᓇᐊᖃᓂᕐᒥᑦ ᒪᓐᓂᓐᓂᑦ. ᒪᓐᓂᑕᖃᑦᑕᖅᑐᐃᑦ ᐊᕐᕋᒍᑕᒫᓐ; ᓇᐅᔭᐃᑦ ᒪᓐᓃᓇᐸᓗᖏᑦ ᑭᓯᐊᓂ ᓂᕐᓛ ᐊᒻᒪ ᒥᑏᑦ ᒪᓐᓂᖏᑦ ᓄᐊᑕᐅᑉᒻᒥᔪᐃᑦ. (C.F.).

[13] **ᐃᖃᓗᐃᑦ:** ᐆᒪᔪᖅᑕᒥᓂᑦ ᐅᑭᐅᖏᓐᓂ 4 ᐊᒻᒪ 5 ᐊᑦᑎᓗᐊᖅᑑᔾᔭᖅᑐᑦ. ᐃᖃᓗᐃᑦ ᐃᖃᓗᓴᓯᑦᑕᐅᑉᓚᐅᖅᑐᓐ ᑮᓇᐅᔭᓕᐅᕈᑕᐅᓇᓱᐊᖅᑐᑎᒃ 12-ᐸᓗᓐᓂ ᖃᓂᒋᔭᓂ ᓄᓇᓖᑦ. ᐃᒪᐃᑦᑐᔾᔭᖅᑐᖅ ᐊᕐᕋᒎᓐᓂ 1 ᐊᒻᒪ 2 ᐃᓚᖏᓐ ᑮᓇᐅᔭᓕᐅᕈᑕᐅᓇᓱᐊᖅᑐᑎᒃ ᐃᖃᓗᑦᑕᐅᔪᐃᑦ ᐅᖃᐅᓯᒥᓂᐅᕆᐊᖏᑦ, ᑕᐃᒪᐃᓐᖓᓄᑦ ᓇᓚᐅᑦᑖᑦᑕᐅᔪᐃᑦ ᑭᖑᓂᐊᓂ ᐊᕐᕋᒍᓂ ᐊᑉᐸᓯᓗᐊᖅᑐᒥᔭᐅᔪᐃᑦ ᐊᒻᒪ ᐃᓚᖃᖏᕆᐊᖓ ᑮᓇᐅᔭᓕᐅᕈᑕᐅᓇᓱᐊᖅᑐᓂᑦ ᐃᖃᓗᓐᓂᑦ (C.F.). ᐃᒪᒻᒥᐅᑕᓕᓇᔨᒃᑯᓐ ᑎᑎᖃᕐᑯᑎᖏᓐ ᓇᓗᓇᐃᖅᓯᔪᐃᑦ ᑮᓇᐅᔭᓕᐅᕈᑎᒋᓇᓱᐊᕐᓗᒋᑦ ᐃᖃᓗᓇᓱᐊᕋᓴᐅᔪᐃᑦ ᑐᓂᔭᐅᖃᑕᓚᐅᓇᐊᖏᑕ ᖃᐅᔨᓴᖅᑐᖃᖅᑎᓪᓗᒍ (DFO F).

[14] **ᐃᓲᕋᐃᑦ:** ᐆᒪᔪᓐᓂᐊᑎᒃᑯᓐ ᑲᑎᒪᔨᖏᑦ ᓇᓚᐅᑖᖅᓯᒪᔪᐃᑦ ᓄᓇᓖᓐᓂ ᐃᓲᕋᖅᑕᐅᑉᑐᐃᑦ ᐊᑯᓐᓂᐊᓂᒋᐊᖓ 600 ᐊᒻᒪ 700 ᐊᕐᕋᒍᑕᒫᓐ. ᐃᓕᖓᓪᓗᓂ ᑕᒪᒃᑯᓄᖓ ᓇᓚᐅᑖᑦᑕᐅᓯᒪᔪᓄᑦ ᐃᓚᖏᓐᓂ ᐊᕐᕋᒍᒥᓂ ᐊᑉᐸᓯᐅᓐᓇᐊᓕᒃ (C.F.).

[15] **ᑲᓇᔪᐃᑦ:** ᓇᓚᐅᑦᑖᑦᑕᐅᓯᒪᔪᖅ ᐊᕐᕋᒍ 2-ᒥ ᖁᑭᑭᓯᓗᐊᖅᑐᔾᔭᖅᑐᖅ, ᑭᓯᐊᓂ ᐊᖑᓇᓱᐊᖅᑏᑦ ᓄᓗᐊᖅᑎᑦᑎᓲᖑᒻᒥᔪᐃᑦ ᐃᓛᓐᓂ ᐃᖃᓗᓇᓱᐊᖅᑎᓪᓗᒋᑦ - ᐃᒋᑕᐅᖃᑦᑕᓲᓐ ᐃᒫᓄᑦ (C.F.).

6.2.4 Nunanit Inikhimayut Ukauhiit: Kugaaruk

Ihivgiuktit Atugutait:
Ihivgiufaakhimayut ataani naunaiyakhimayut nunani pulaakhimapluta takuhimayut 68kuyut umayukhiuktit titigakhimaitut umayukhiukhimayut ihivgiugutini. 67kuyut hapkoa Inuinait – 62kuyut ilaani umayukhiukpaktut ovalo talimat umayukhiukataktut. Naunaiyakhimayuk atauhik Inuinaungituk umayukhiukti tuniyauhimayut inminiigutiminik titigakhimaituk – ilaani umayukhiukataktuk. Ukakhimayuk ilangani 5.2.1 ikpinagutait hamna ataani naunaiyakhimayut ataanungalaaktuk ihumagiyaini umayukhiukhimayut naunaiyautaini. Taimaimat hapkoa titigakhimaitut umayukhiuktit pihimamata 40%nik tamaat umayukhiuktinit ovalo talimat umayukhiukatamata (ikpatauyak 10), ikpinagutait ihumagiyaini umayukhiukhimayut naunaiyautaini angiyut ovalo piyunakhiyut ataani naunaiyautini nunani umayukhiukhimayuni 50%mik. Umayukhiukhimayut naunaiyautait titigakhimaitut umayukhiuktit naunaiyalaaktut atulugit anginikhaat umayukhiukhimayut amigaitjutait tamamik umayut aviktukhimalugit. Kihimi hapkoa naunaiyautit avataaniimat iniktigutait hamna iniktiguti tuhaktakhak. Taiguaktut apigilaaktut NWMBkunut pilutik iniktigutainik hapkoa naunaiyautainik.

Ihivgiugutait ovalo kiuyuitut ihumagiyait:
Kiuhimayut naunaiyautait naamaktuugaluit amigaituni tatkikhiutini, mikiyut ukiumi 1mi, naunaiyautit katakhimamata ataanut 50%mit ikituni tatkikhiutini ovalo hivulimi tatkikhiutini ukiumi 2mi. Ukiumi 3mi ovalo 5mi kiuhimayut naunaiyautait angiyut tamamivyak tatikikhiutini, ilangit tatkikhiutit ataanut 75%mit. Takuhimayut Ikpatauyami 9 kiuyuitut naunaiyautait Kugaarukmi pikangitut ovalo pikangituk pilaaktunik pihimayaini kiuyuitut ihumagiyaini.

Kiuhimayut naunaiyautait ihumagiyauyut angiyut ovalo kiuyuitut ihumagiyait mikiyut ukiuni 2 ovalo 5, kihimi hivulimi tatkikhiutimi ukiumi 2mi, piyaamini nni pihimayut naamaktumik naunaiyautini uktukhimayuni Nni umayukhiuktini. Taiguaktut piyukhat ihumagilugit atugumik katitikhimayunik katitigutainik ukiumi 1mi ovalo hivulimi tatkikhiutimi (Junemi 1997) pilaaktuni tamamik uktukhimayut ihuinaagutaini ovalo kiuyuitut ihumagiyaini angiklilaamat kiuhimayut naunaiyautait katakaagata.

Atugutaini ihumagiyut ovalo kiuhimayut ihuinaagutait:
Tuhaktitihimayut nunani pulaakhimagapta ilangit maniit pikiutakhimayut ataani tuhaktitihimayut. Titigatiakhimayuk pihimayut nunanit ukakhimayaini ovalo aalani atuktaini katitikhimayuni ilangani hamani. Ilangani 5.4 pihimayutlu ukautitiagit hamna ihumagiyauyuk.

Takuhimayut utiktihimayut ubluini ikpatauyami, ukiut 1. 2 ovalo amigaitkiyaut ukiumi 5 naitumik utiktitikhimayut ubluit amigaktut umayukhiukhimayut titigakhimayut katitikhimayut iluani pingahut tatkikhiutini umayukhiukhimayaini, mikinikhaakhimayut atugutaini ihuinaagutini pihimagaagata utiktitihimayut pingitkaagata. Kihimi, utiktitihimayut ubluit takiyut, avataanut siksit tatkikhiutit amigaituni, tatkikhiutini ukiuni 3 ovalo 4. Utiktitihimayut ihuinaagutait hapkoa piyunakhivaktut ilaani.

Titigakhimayut ukautini mikhaanut ikaliviit hamani, kinauyaliukhimayut umayukhiugutit ikalivinik ihivgiuktitlugit. Takukhauyuk umayukhiukhimayut naunaiyautait ilauyut kinauyaliugutit umayukhiukhimayuni pilihaaliktitlugit ihivgiuktut ovalo ihumagiyauyukhat angiyut pivakpata atuktakhainik umayukhukhimayut nunani. Kihimi kinguliit ukiut ihivgiukhimayut umayukhiukhimayut naunaiyautaini ihumagiyauyut mikiyut ilaukpata tamamik atuktakhat ovalo kinauyaliukhimayut umayukhiukhimayut.

Nunanit ukakhimayut ovalo aalani atukhimayaini katitikhimayuni:

1. **Tuktut:** Tuktut umayukhiukhimayut pihimayut tamamik nunani tuktut ovalo kikiktani tuktut. Ovalo ilangit umayukhiuktit ukatiakhimaitut kanugitunik tuktut umayukhiukhimayait. Atukhimayut naunaiyautaini umayukhiukhimayut naunaiyautait katitikhimayut atauhimut. Tamamik umayukhiukhimayut naunaiyautait mikiyut (C.F.).
2. **Umingmait:** Nunani tuniyauhimayut 15nik atugutikhainik ukiuk tamaat kihimi atuyuitut tamamik. HTOkut katimayiit naunaiyakhimayut 5nik ukiuk tamaat atukpaktut. Kihimi ukiumi 2 naunaiyautait mikiyut, ilangit ukiut kihimi angiyut. Ukiuk tamaat angitjutait atukpaktut naamaktut (C.F.).
3. **Nanuit:** Amigaitjutait takuhimayut naunaiyautaungitut kihimi pihimayut umayukhiukhimayut amigaitjutait tunihimayait DSDkut (DSD PB).
4. **Akhat:** Nunami umayukataktut atauhimik akhamik ukiuk tamaat, taimaimat katitikhimayut ukiut tuhaktitihimaitut umayukhimaitunik ihuitunakhiyut (C.F.).

5 **Amagut:** Umayukhiukhimayut naunaiyautait mikiyut. Katitikhimayut pihimayut DSDkunit titigakhimayut amigaitjutait amiit niuviktauhimayut umayukhiuktinit. DSDkut tuhaktitihimayut pihimayut ukiuni 1999/2000 ovalo 2000/2001 (ukiuni 4 ovalo 5) ovalo titigakhimayut 40nik amagut amiit niuviktauhimayut 1999/2000mi (ukiumi 4) ovalo 27nik niuviktauhimayut 2000/2001mi (ukiumi 5) (nalungilutit DSDkut katitigutait atukpaktut umayukhiukviit ukiungit Julymit Junemut, Umayukhiukhimayut ihivgiugutait katitikhimayut atukhimayut Junemit Maymut) (DSD FB). Atukhugit hamna tuhagutikhat umayukhiukhimayut naunaiyautait mikiyut kingulimi malguni ukiuni ihivgiuktuni.

6 **Tigiganiat:** Ilaa, DSDkut tuhaktitihimayut 1999/2000 ovalo 2000/2001 (ukiuni 4 ovalo 5) titigakhimayut 28nik tigiganiat amiit niuviktauhimayut 1999/2000mi (ukiumi 4) ovalo 48nik niuviktauhimayut 2000/2001mi (ukiumi 5) (nalungilutit DSDkut katitikhimayait atukhimayut umayukhiukhimayut ukingit Julymit Junemut, Umayukhiukhimayut Ihivgiuktut katitikhimayait umayukhiukhimayut ukiungit Junemit Maymut) (DSD FB). Atukhugit hamna tuhagutikhatk umayukhiukhimayut naunaiyautait mikiyut.

7 **Natiit:** Amigaitkiyait naunaiyakhimaitut natiit natinaaguyunakhiyut. Umayukhiukhimayut naunaiyautait mikiyut ilangaini ukiuni kihimi naamaktutut itut. Kihimi umayukhiuktit tuhaktitihimayut Qanigiat umayukhiuktauyuitut nunani ovalo apigihimayut tuhaktakhani hamna umayukhimayuk ukiumi 4mi (C.F.).

8 **Tuugaat:** Ilangit umayukhiukhimayut naunaiyautait mikiyut (C.F.). Nunani ukiuk tamaat kotakaktut kulinik kihimi umayukhiukhimayut avataanut kotaminik ilaani. Kihimi atauhimi ukiumi tuugaakhimaitut, taimaimat katitikhimayut titigagutait tuugaakhimaitut ukiumi 4mi nakuuyuk. DFOkut tuhaktitihimayut hapkoa umayukhiukhimayut amigaitjutait tuugaat (nalungilutit DFOkut katitikhimayait atukhimayut ukiuminik, Umayukhiukhimayut ihivgiukhimayut katitikhimayait atukhimayut umayukhiukhimayut ukiungit Junemit Maymut) (DSD N/B):

96/97	97/98	98/99	99/00	00/01
7	15	8	0	30

Hapkoa katitikhimayut takukhauhimayut umayukhiukhimayut naunaiyautait mikiyut hitamani ukiuni ihivgiukhimayuni.

9 **Kanguq:** Umayukhiukhimayut naunaiyautait mikiyut. Ilaani 15nit 20nut kanguit pivaktut ukiuk tamaat (C.F.).

10 **Uluaguliit:** Aatjikutaatut kanguini, ukauhiit hamani 15nit 20nut uluaguliit pivaktut ukiuk tamaat (C.F.).

11 **Tinmiat:** Tamamik kingaliit ovalo mitiit pivaktut haniani nunami, kihimi tamamik ikitut (C.F.).

12 **Maniit:** Umayukhiukhimayut naunaiyautait mikiyut. Umayukhiuktit ukakhimayut nalugamik tuhaktitilugit maniit. Maniit pikiuktauhimayut ukiuk tamaat; amigaitut nauyat mainiit kihimi ilangit uluaguliit ovalo mitiit maniit pikiutakpaktut (C.F.).

13 **Ikaliviit:** Umayukhiukhimayut naunaiyautait ukiumi 4 ovalo 5 mikiyut. Ikaliviit kinauyaliukhutik ikalukhiukpaktut 12ni haniani nunamini. Takukhauyuk ukiumi 1 ovalo2 ilangit hapkoa kinauyaliugutit pihimayut ikaluit tuhaktitauhimayut, kihimi naunaiyautait kinguani ukiut ihumagiyauyuk mikiyut ovalo ilaungitut kinauyaliukhimayuni ikalukhiuktunit (C.F.). DFOkut titihakhimayut kinauyaliukhimayuni kotanik tunihimayut tamamik ukiuni ihivgiuktitlugit (DFO F).

14 **Ikalukpiit:** HTOkut katimayiit naunaiyakhimayut nunat umayukhiukataktait 600ni5 700nut ukiuk tamaat. Atukhugit hamna tuhagutikhat naunaiyautait ilangit ukiut mikiyut (C.F.).

15 **Kanayut:** Naunaiyautait ukiumi 2 angiyut, kihimi umayukhiuktit pilikpaktait kuvyamini ikalukhiugaagamik aalanik ikalunik – igifaalikpaktait kihimi (C.F.).

TABLE/ᓇᓗᓇᐃᔭᐅᑦ/NAUNAIKUTA 411

Monthly harvest estimates
ᑕᕿᑕᒫᑦ ᐊᖑᔭᓄᑦ ᓇᓚᐅᑦᓵᕈᑏᑦ
Tatkiktamat nahaktauvaktun

Year 1 (June 1996 - May 1997)
ᐊᒻᕐᒍ 1 (ᔫᓂ 1996 - ᒪᐃ 1997)
Ukiunga 1 (June 1996 - May 1997)

Month/ᑕᕿᖓ/Tatkia			JUN ᔫᓂ	JUL ᔪᓚᐃ	AUG ᐊᐅᒡᒍᑎ	SEP ᓱᑎᒡᐱᓇ	OCT ᐅᑦᑐᐱᓇ	NOV ᓄᓇᒡᐱᓇ	DEC ᑏᓯᒡᐱᓇ	JAN ᒃᑯᓄᐊᓇ	FEB ᓈᕝᐅᐊᓇ	MAR ᒫᕐᓯ	APR ᐃᑦᓇᓕ	MAY ᒪᐃ	Total ᑲᑎᑦᑐᒋᑦ Tamakiklugin ± 95% CI
Species	**ᐆᒪᔪᑦ**	**Umajuin**													
Caribou	ᑐᒃᑐᐃᑦ	Tuktut	48	48	207	53	246	185	94	72	93	194	212	109	1,561± 156
Musk-ox	ᐅᒥᖅᒪᐃᑦ	Umingmait					2					3			5± 3
Moose	ᑐᒃᑐᕝᕕᐃᑦ	Tuktuvait									1				1± 0
Tundra grizzly	ᐊᑦᓚᐃᑦ	Akhait				1									1± 2
Wolf	ᐊᒪᕈᐃᑦ	Amagut						5		7	12	13	5	6	48± 9
Arctic fox	ᑎᓇᒐᓐᓂᐊᑦ	Tigiganiat						134	27	70	26	33	28		318± 108
Coloured fox	ᖃᑯᓐᖏᑦᑐᑦ ᑎᓇᒐᓐᓂᐊᑦ	Kalaliit tigiganiat						32	24	25	47	63	16		207± 70
Wolverine	ᖃᑦᕕᑦ	Kalvik					3	6	1	7	15	17	2		51± 8
Arctic hare	ᐅᑲᓖᑦ	Ukalik						6		8		3			17± 9
Arctic ground squirrel	ᓱᒃᓱᑦ	Hikhik			211	213							9		433± 350
Seals (unspecified)	ᓱᖅᑯᓖᑦ	Natiit												5	5± 6
Ringed seal	ᓇᑦᓱᑦ	Natiinat	10	2	16	151	3		18		18		3		221± 110
Bearded seal	ᐅᒡᔪᐃᑦ	Ukyuk		2											2± 2
Beluga	ᖃᑯᑦᑕᑦ ᕿᓚᓗᒐᑦ	Kilalugak		5											5± 4
Snow goose	ᑲᖑᐃᑦ	Kanguq	5											14	19± 16
Canada goose	ᓂᑦᓖᑦ ᐅᓗᐊᒍᓖᑦ	Nikliknik	486		76	66								794	1,422± 315
White-fronted goose	ᓂᑦᓖᑦ	Nirlivik			2									9	11± 8
Old squaw	ᐊᒻᒋᐊᑦᔪᐃᑦ	Aahangik				6									6± 7
Pintail	ᖁᒻᒧᐊᔫᑦ	Arnaviaq	1												1± 1
Eider duck	ᒥᑏᑦ	Kingalik	8		6		47								61± 58
Tundra swan	ᖁᒻᔪᐃᑦ	Kukyuk			15									13	28± 24
Arctic loon	ᑲᒡᓗᓖᑦ	Maliriq				15	2								17± 14
Ptarmigan	ᐊᕿᒡᒋᑦ	Akilgik										21			21± 8
Goose eggs	ᑲᖑᐃᑦ ᒪᓐᓂᖏᑦ	Uluaguliit manniit	901												901± 316
Duck eggs	ᒥᑏᑦ ᒪᓐᓂᖏᑦ	Tinmiat manniit	207												207± 150
Arctic char	ᐃᖃᓗᒃᐲᑦ	Ikaliviit	912	755	1,387	322	992	642						43	5,053± 872
Lake trout	ᐃᓱᕋᐃᑦ	Ikalukpik	36		224	6	30	22		3		75	73	415	884± 271
Arctic grayling	ᓗᓗᒃᐸᐅᒐᐃᑦ	Hulupaugaq	66		2										68± 28
Whitefish	ᑲᕕᓯᓖᑦ	Kapihiliit	139	17	162	101	387	433		51	56	4	4		1,354± 740
Cod	ᐆᒐᐃᑦ	Ugak		34	31	9	164	651					32		921± 522

TABLE/ᓇᓗᓇᐃᔭᐅᑦ/NAUNAIKUTA 412

Monthly hunter response — **Year 1 (June 1996 - May 1997)**

ᑕᕿᑖᒪᑦ ᐊᖑᓇᓱᒃᑏᑦ ᑭᐅᓂᖏᑦ — **ᐊᒻᕐᒍ 1 (ᔫᓂ 1996 - ᒪᐃ 1997)**

Tatkiktaman pijauhimajut angunahuktinun — **Ukiunga 1 (June 1996 - May 1997)**

Month/ᑕᕿᖓ/Tatkia			JUN ᔫᓂ	JUL ᔪᓚᐃ	AUG ᐊᐅᒻᒍᑎ	SEP ᓱᑎᒻᐱᓇ	OCT ᐅᑦᑐᐱᓇ	NOV ᓄᓇᒻᐱᓇ	DEC ᑏᓯᒻᐱᓇ	JAN ᒎᓐᓄᐊᓇ	FEB ᓈᕝᐅᐊᓇ	MAR ᒪᕐᓯ	APR ᐃᕐᓇᓕ	MAY ᒪᐃ	Total ᑲᑎᑦᑐᑦ Tamakiklugin
Hunter Response Categories	**ᐊᖑᓇᓱᒃᑏᑦ ᑭᐅᓂᖏᑦ ᐊᒻᒍᕐᓯᒪᓂᖏᑦ**	**Angunahukpaktun Kiujait**													
Monthly hunter list	ᑕᕿᑖᒪᑦ ᐊᖑᓇᓱᒃᑏᑦ	Tatkitaman angunahuktut titigait	273	270	270	270	271	272	273	273	274	274	273	271	276*
Interview list	ᐊᐱᕐᓱᕋᓐᓴᐃᑦ	Apikiktan	187	184	184	184	185	186	186	186	187	187	186	184	189*
Hunters interviewed	ᐊᖑᓇᓱᒃᑏᑦ ᐊᐱᕐᓱᑦ	Angunahuktin apikhuktan	155	115	115	123	122	113	132	131	181	182	179	135	187*
Harvested	ᐊᖑᓇᓱᒃᑐᒥᓃᑦ	Angujaujut	52	29	57	26	40	35	18	13	29	55	34	37	129*
Response rate (%)	ᑭᐅᔪᑦ ᖃᑦᓯᐅᓂᖏᑦ (%)	Kiujut (%)	83	63	63	67	66	61	71	70	97	97	96	73	76**

* Hunters registered/on interview list/interviewed/harvested at least once during the year.
** Mean monthly response rate.

* ᐊᖑᓇᓱᒃᑏᑦ ᐊᑎᓕᐅᕐᓯᒪᔪᑦ/ᐊᐱᕐᓱᕋᓐᓴᓂᑦ/ᐊᐱᕐᓱᑦ/ᐊᖑᓇᓱᒃᑐᒥᓃᑦ ᐊᑕᐅᓯᐊᕐᓗᖅ ᐊᑦᑐᑎᒃ ᐊᒻᕐᒍᒥ.
** ᐊᔾᔨᒌᓕᑎᓯᒪᔪᑦ ᑕᕿᑖᒪᑦ ᑭᐅᔪᑦ.

* Angunahuktin atiliukhimajut/apikhiktaujukhat/apikhiktaunikut/anguhimajut talvani ukiumi.
** Talvani angunahuknami kiujutaumajut.

TABLE/ᓇᓗᓇᐃᔭᐅᑦ/NAUNAIKUTA 413

Recall period between harvest and interview, expressed as % of total harvest records — **Year 1 (June 1996 - May 1997)**

ᐅᑎᕐᕕᐅᔪᑦ ᐊᑯᕐᖓᓂ ᐊᖑᓇᓱᒋᓂᖓᑕ ᐊᒻᒪᓗ ᐊᐱᕐᓱᕐᑕᐅᓂᖓᑕ, ᓇᓗᓇᐃᕐᑕᑦ ᐃᒫᒃ % ᑲᑎᑦᑐᑦ ᐊᖑᓇᓱᒃᑕᑦ ᑎᑎᕐᕐᑕᐅᒪᔪᑦ — **ᐊᒻᕐᒍ 1 (ᔫᓂ 1996 - ᒪᐃ 1997)**

Itkaumajaujut angunahuktunun apihijauvaktunutlu, kanuk amigaitiginit tamakiklugin angujauhimajut — **Ukiunga 1 (June 1996 - May 1997)**

Month/ᑕᕿᖓ/Tatkia			JUN ᔫᓂ	JUL ᔪᓚᐃ	AUG ᐊᐅᒻᒍᑎ	SEP ᓱᑎᒻᐱᓇ	OCT ᐅᑦᑐᐱᓇ	NOV ᓄᓇᒻᐱᓇ	DEC ᑏᓯᒻᐱᓇ	JAN ᒎᓐᓄᐊᓇ	FEB ᓈᕝᐅᐊᓇ	MAR ᒪᕐᓯ	APR ᐃᕐᓇᓕ	MAY ᒪᐃ	Total ᑲᑎᑦᑐᑦ Tamakiklugin
Recall Period	**ᐅᑎᕐᕕᐅᔪᑦ**	**Pigiakvia**													
≤ 3 months	≤ 3 ᑕᕿᑦ	≤ tatkin pingahut	100	100	100	100	100	100	100	100	100	100	100	100	100
4-6 months	4-6 ᑕᕿᑦ	tatkin hitaman 6nut	0	0	0	0	0	0	0	0	0	0	0	0	0
> 6 months	> 6 ᑕᕿᑦ	> 6 tatkin	0	0	0	0	0	0	0	0	0	0	0	0	0

TABLE/ᓇᓗᓇᐃᔭᐅᑦ/NAUNAIKUTA 414

Number of hunters harvesting each species — **Year 1 (June 1996 - May 1997)**

ᖃᑦᓯᐅᓂᖏᑦ ᐊᖑᓇᓱᒃᑏᑦ ᐊᖑᓇᓱᒃᐸᑦᑐᑦ ᐊᑐᓂᒃ ᐆᒪᔪᑦᓂᒃ — **ᐊᒻᕿᒍ 1 (ᔫᓂ 1996 - ᒪᐃ 1997)**

Amigaitiginigin angunahukpaktun anguvaktaitlu kanugitugiagin — **Ukiunga 1 (June 1996 - May 1997)**

Month/ᑕᕝᕙᖓ/Tatkia			JUN ᔫᓂ	JUL ᔪᓚᐃ	AUG ᐊᐅᒡᒍᑎ	SEP ᓱᑎᒡᐱᕆ	OCT ᐅᑦᑐᐱᕆ	NOV ᓄᓇᒡᐱᕆ	DEC ᑏᓯᒡᐱᕆ	JAN ᒣᓐᓄᐊᕆ	FEB ᓈᕐᖑᐊᕆ	MAR ᒫᔪ	APR ᐃᑦᕆᓕ	MAY ᒪᐃ	Total ᑲᑎᑦᑐᑦ Tamakiklugin
Species	**ᐆᒪᔪᑦ**	**Umajuin**													
Caribou	ᑐᒃᑐᐃᑦ	Tuktut	22	14	35	11	33	22	16	8	21	38	25	17	106
Musk-ox	ᐅᒥᒃᒪᐃᑦ	Umingmait					1					2			3
Moose	ᑐᒃᑐᕝᕙᐃᑦ	Tuktuvait									1				1
Tundra grizzly	ᐊᑦᓚᐃᑦ	Akhait				1									1
Wolf	ᐊᒪᕈᐃᑦ	Amagut						3		2	4	5	3	2	15
Arctic fox	ᑎᓇᒐᓐᓂᐊᑦ	Tigiganiat						6	2	6	4	7	2		20
Coloured fox	ᖃᑯᓐᖏᑦᑐᑦ ᑎᓇᒐᓐᓂᐊᑦ	Kalaliit tigiganiat						6	2	5	4	8	2		21
Wolverine	ᖃᑦᕕᑦ	Kalvik					1	4	1	2	4	12	2		18
Arctic hare	ᐅᑲᓖᑦ	Ukalik						2		2		2			5
Arctic ground squirrel	ᓱᒃᓱᑦ	Hikhik			4	3							1		6
Seals (unspecified)	ᓱᖅᑯᓖᑦ	Natiit												2	2
Ringed seal	ᓇᑦᓱᑦ	Natiinat	4	1	6	8	2		2		3		1		17
Bearded seal	ᐅᒡᔪᐃᑦ	Ukyuk		1											1
Beluga	ᖃᑯᑦᑕᑦ ᕿᓚᓗᒐᑦ	Kilalugak		3											3
Snow goose	ᑲᖑᐃᑦ	Kanguq	2											1	3
Canada goose	ᓂᑦᓖᑦ ᐅᓗᐊᒍᓖᑦ	Nikliknik	22		5	3								25	37
White-fronted goose	ᓂᑦᓖᑦ	Nirlivik			1									2	3
Old squaw	ᐊᒻᒋᐊᑦᔪᐃᑦ	Aahangik				1									1
Pintail	ᕿᒻᒧᐊᔫᑦ	Arnaviaq	1												1
Eider duck	ᒥᑏᑦ	Kingalik	5		1		1								7
Tundra swan	ᕿᒻᔪᐃᑦ	Kukyuk			2									3	5
Arctic loon	ᑲᒡᓗᓖᑦ	Maliriq				2	1								2
Ptarmigan	ᐊᕙᒃᑦ	Akilgik										1			1
Goose eggs	ᑲᖑᐃᑦ ᒪᓐᓂᖏᑦ	Uluaguliit manniit	9												9
Duck eggs	ᒥᑏᑦ ᒪᓐᓂᖏᑦ	Tinmiat manniit	1												1
Arctic char	ᐃᖃᓗᒃᐲᑦ	Ikaliviit	33	15	29	12	10	5						1	68
Lake trout	ᐃᓱᕋᐃᑦ	Ikalukpik	2		5	1	2	2		1		8	7	8	25
Arctic grayling	ᓗᓗᒃᐸᐅᒐᐃᑦ	Hulupaugaq	3		1										4
Whitefish	ᑲᕕᓯᓖᑦ	Kapihiliit	7	1	3	6	10	3		1	1	1	1		24
Cod	ᐆᒐᐃᑦ	Ugak		1	1	2	3	6					1		12

TABLE/ᓇᓗᓇᐃᔭᐅᑦ/NAUNAIKUTA 415

Monthly harvest estimates
ᑕᕿᑕᒫᑦ ᐊᖑᔭᓄᑦ ᓇᓚᐅᑦᓵᕈᑏᑦ
Tatkiktamat nahaktauvaktun

Year 2 (June 1997 - May 1998)
ᐊᒻᕿᒍ 2 (ᔫᓂ 1997 - ᒪᐃ 1998)
Ukiunga 2 (June 1997 - May 1998)

Month/ᑕᕿᖓ/Tatkia			JUN ᔫᓂ	JUL ᔪᓚᐃ	AUG ᐊᐅᒡᒍᑦᑎ	SEP ᓱᑎᒡᐱᓇ	OCT ᐅᑦᑐᐱᓇ	NOV ᓄᓇᒡᐱᓇ	DEC ᑏᓯᒡᐱᓇ	JAN ᒎᖕᓄᐊᓇ	FEB ᓈᕝᕗᐊᓇ	MAR ᒪᑦᓯ	APR ᐃᑦᓇᓕ	MAY ᒪᐃ	Total ᑲᑎᑦᑐᒋᑦ Tamakiklugin ± 95% CI
Species	**ᐆᒪᔪᑦ**	**Umajuin**													
Caribou	ᑐᒃᑐᐃᑦ	Tuktut	15	86	93	46	117	151	54	101	225	163	277	134	1,462 ± 137
Musk-ox	ᐅᒥᒃᒪᐃᑦ	Umingmait				1	2	3							6 ± 6
Polar bear‡	ᓇᓄᐃᑦ‡	Nanuit‡							3						
Tundra grizzly	ᐊᑦᓚᐃᑦ	Akhait	6												6 ± 7
Wolf	ᐊᒪᕈᐃᑦ	Amagut						1	3	7	28	11	7		57 ± 18
Arctic fox	ᑎᓇᒐᓐᓂᐊᑦ	Tigiganiat						4	55	11	60	1			131 ± 67
Coloured fox	ᖃᑯᓐᖓᑦᑐᑦ ᑎᓇᒐᓐᓂᐊᑦ	Kalaliit tigiganiat						32	18	22	39	14	6		131 ± 31
Muskrat	ᐊᕕᓐᖓᕐᔪᐊᑦ	Kivgaluk					1								1 ± 0
Wolverine	ᖃᑦᕕᑦ	Kalvik					2	11	14	45	20	6	6		104 ± 30
Arctic hare	ᐅᑲᓖᑦ	Ukalik					3				1				4 ± 2
Arctic ground squirrel	ᓱᒃᓱᑦ	Hikhik			18	37								82	27 ± 37
Seals (unspecified)	ᓱᖑᓖᑦ	Natiit	3	4	181	115	15	9	5		3		22	15	372 ± 185
Bearded seal	ᐅᒡᔪᐃᑦ	Ukyuk			2										2 ± 2
Geese (unspecified)	ᓂᕐᓖᑦ	Kanguk						14 ± 16							
Snow goose	ᑲᖑᐃᑦ	Kanguq	11											3	14 ± 16
Canada goose	ᓂᕐᓖᑦ ᐅᓗᐊᒍᓖᑦ	Nikliknik	102		26									843	971 ± 238
White-fronted goose	ᓂᕐᓖᑦ	Nirlivik	7	2	7									7	23 ± 18
Eider duck	ᒥᑏᑦ	Kingalik	19											3	22 ± 26
Tundra swan	ᖁᒡᔪᐃᑦ	Kukyuk												27	27 ± 40
Common loon	ᑑᓕᒡᔪᐊᑦ	Tuulik				24									24 ± 35
Arctic loon	ᑲᒡᓗᓕᒃ	Maliriq				1									1 ± 1
Yellow-billed loon	ᑑᓕᒡᔪᐊᑦ	Tuulik				3									3 ± 2
Thick-billed murre	ᐊᑉᐸᐃᑦ	Thick-billed murre				1									1 ± 1
Ptarmigan	ᐊᕿᒡᑏᑦ	Akilgik					14	7	3		16	15		43	98 ± 70
Goose eggs	ᑲᖑᐃᑦ ᒪᓐᓂᖏᑦ	Uluaguliit manniit	19											107	126 ± 88
Tundra swan eggs	ᖁᒡᔪᐃᑦ ᒪᓐᓂᖏᑦ	Kukyut manniit	11												11 ± 15
Arctic char	ᐃᖃᓗᒃᐲᑦ	Ikaliviit	116	616	1,194	599	5,742	692							8,959 ± 1,378
Lake trout	ᐃᓱᕋᐃᑦ	Ikalukpik	11				33	58		6	8	43	112	145	416 ± 135
Arctic grayling	ᓗᓗᒃᐸᐅᒐᐃᑦ	Hulupaugaq			160	55	1								216 ± 249
Whitefish	ᑲᕕᓯᓖᑦ	Kapihiliit			157	80	1,329	964	13		57		87	21	2,708 ± 534
Burbot	ᑎᒃᑖᓕᒃ	Tiktaaliq					1								1 ± 0
Arctic cisco	ᐅᑭᐅᑦᑕᑦᑐᒥ ᑲᕕᓯᓖᑦ	Kapihilik			7										7 ± 10
Cod	ᐆᒐᐃᑦ	Ugak			24	3		305	23		78	71	31		535 ± 189

‡ Polar bear data supplied by DSD.

‡ ᓇᓄᑦᓄᑦ ᑎᑎᕋᑦᑕᐅᒪᔪᑦ ᑐᓂᒃᖏᑦ ᐅᑯᐊ ᐃᑯᐱᑦᕕᓕᓇᔫᑦ.

‡ Nanuin nahagaumajut pijauhimajut Ikupiktulikijinik.

6.2.5

TABLE/ᓇᓗᓇᐃᔭᐅᑦ/NAUNAIKUTA 416

Monthly hunter response — **Year 2 (June 1997 - May 1998)**

ᑕᕿᑕᒫᑦ ᐊᖑᓇᓱᒃᑏᑦ ᑭᐅᓂᖏᑦ — **ᐊᒻᕐᒍ 2 (ᔫᓂ 1997 - ᒪᐃ 1998)**

Tatkiktaman pijauhimajut angunahuktinun — **Ukiunga 2 (June 1997 - May 1998)**

Month/ᑕᕿᖓ/Tatkia			JUN ᔫᓂ	JUL ᔪᓚᐃ	AUG ᐊᐅᒻᒍᑦᑎ	SEP ᓱᑎᒻᐱᕆ	OCT ᐅᑦᑐᐱᕆ	NOV ᓄᐃᒻᐱᕆ	DEC ᑏᓯᒻᐱᕆ	JAN ᒎᓐᓄᐊᕆ	FEB ᓈᕝᕗᐊᕆ	MAR ᒫᕿ	APR ᐃᑦᓇᓕ	MAY ᒪᐃ	Total ᑲᑎᑦᑐᒋᑦ Tamakiklugin
Hunter Response Categories	**ᐊᖑᓇᓱᒃᑏᑦ ᑭᐅᓂᖏᑦ ᐊᒻᒍᕐᒪᓂᖏᑦ**	**Angunahukpaktun Kiujait**													
Monthly hunter list	ᑕᕿᒫᑦ ᐊᖑᓇᓱᒃᑏᑦ	Tatkitaman angunahuktut titigait	269	269	268	255	250	250	250	254	255	255	250	249	273*
Interview list	ᐊᐱᕐᓱᕋᓐᓴᐃᑦ	Apikiktan	182	182	181	168	163	164	165	169	170	171	166	166	186*
Hunters interviewed	ᐊᖑᓇᓱᒃᑏᑦ ᐊᐱᕐᓱᑦᑕᑦ	Angunahuktin apikhuktan	107	110	109	160	158	127	123	142	133	147	130	130	182*
Harvested	ᐊᖑᓇᓱᒃᑐᒥᓃᑦ	Angujaujut	14	32	32	30	49	47	17	25	41	28	38	47	118*
Response rate (%)	ᑭᐅᔪᑦ ᖃᑦᓯᐅᓂᖏᑦ (%)	Kiujut (%)	59	60	60	95	97	77	75	84	78	86	78	78	77**

* Hunters registered/interviewed/harvested at least once during the year.
** Mean monthly response rate.

* ᐊᖑᓇᓱᒃᑏᑦ ᐊᑎᓕᐅᑦᑕᐅᒪᔪᑦ/ᐊᐱᕐᓱᑦᑕᑦ/ᐊᖑᓇᓱᒃᑐᒥᓃᑦ ᐊᑕᐅᓯᐊᕐᓗᐊᑦᑐᑎᒃ ᐊᒻᕐᒍᒥ.
** ᐊᔾᔨᒌᓕᑎᓯᒪᔪᑦ ᑕᕿᒫᑦ ᑭᐅᔪᑦ.

* Angunahuktin atiliukhimajut/apikhiktaunikut/anguhimajut talvani ukiumi.
** Talvani angunahuknami kiujutaumajut.

TABLE/ᓇᓗᓇᐃᔭᐅᑦ/NAUNAIKUTA 417

Recall period between harvest and interview, expressed as % of total harvest records — **Year 2 (June 1997 - May 1998)**

ᐅᑎᕐᕕᐅᔪᑦ ᐊᑯᕐᖓᓂ ᐊᖑᓇᓱᒃᓂᖓᑕ ᐊᒻᒪᓗ ᐊᐱᕐᓱᕐᑕᐅᓂᖓᑕ, ᓇᓗᓇᐃᕐᑕ ᐃᒫᒃ % ᑲᑎᑦᑐᒋᑦ ᐊᖑᓇᓱᒃᑕᑦ ᑎᑎᕐᕐᑕᐅᒪᔪᑦ — **ᐊᒻᕐᒍ 2 (ᔫᓂ 1997 - ᒪᐃ 1998)**

Itkaumajaujut angunahuktunun apihijauvaktunutlu, kanuk amigaitiginit tamakiklugin angujauhimajut — **Ukiunga (June 1997 - May 1998)**

Month/ᑕᕿᖓ/Tatkia			JUN ᔫᓂ	JUL ᔪᓚᐃ	AUG ᐊᐅᒻᒍᑦᑎ	SEP ᓱᑎᒻᐱᕆ	OCT ᐅᑦᑐᐱᕆ	NOV ᓄᐃᒻᐱᕆ	DEC ᑏᓯᒻᐱᕆ	JAN ᒎᓐᓄᐊᕆ	FEB ᓈᕝᕗᐊᕆ	MAR ᒫᕿ	APR ᐃᑦᓇᓕ	MAY ᒪᐃ	Total ᑲᑎᑦᑐᒋᑦ Tamakiklugin
Recall Period	**ᐅᑎᕐᕕᐅᔪᑦ**	**Pigiakvia**													
≤ 3 months	≤ 3 ᑕᕿᑦ	≤ tatkin pingahut	100	100	100	100	100	100	100	100	100	100	100	100	100
4-6 months	4-6 ᑕᕿᑦ	tatkin hitaman 6nut	0	0	0	0	0	0	0	0	0	0	0	0	0
> 6 months	> 6 ᑕᕿᑦ	> 6 tatkin	0	0	0	0	0	0	0	0	0	0	0	0	0

TABLE/ᓇᓗᓇᐃᔭᐅᑦ/NAUNAIKUTA 418

Number of hunters harvesting each species — **Year 2 (June 1997 - May 1998)**

ᖃᑦᓯᐅᓂᖏᑦ ᐊᖑᓇᓱᒃᑏᑦ ᐊᖑᓇᓱᒃᐸᑦᑐᑦ ᐊᑐᓂᒃ ᐆᒪᔪᕐᓂᒃ — **ᐊᒡᕐᒍ 2 (ᔫᓂ 1997 - ᒪᐃ 1998)**

Amigaitiginigin angunahukpaktun anguvaktaitlu kanugitugiagin — **Ukiunga 2 (June 1997 - May 1998)**

Month/ᑕᕝᕙᖓ/Tatkia			JUN ᔫᓂ	JUL ᔪᓚᐃ	AUG ᐊᐅᒡᒍᑎ	SEP ᓱᑎᒡᐱᕆ	OCT ᐅᑦᑐᐱᕆ	NOV ᓄᓇᒡᐱᕆ	DEC ᑏᓯᒡᐱᕆ	JAN ᒨᓐᓄᐊᕆ	FEB ᓈᕝᕗᐊᕆ	MAR ᒪᕐᓯ	APR ᐃᕐᓂᓕ	MAY ᒪᐃ	Total ᑲᑎᑦᑐᑦ Tamakiklugin
Species	**ᐆᒪᔪᑦ**	**Umajuin**													
Caribou	ᑐᒃᑐᐃᑦ	Tuktut	4	26	20	18	26	27	11	19	35	23	35	26	88
Musk-ox	ᐅᒥᒃᒪᐃᑦ	Umingmait				1	1	1							3
Polar bear#	ᓇᓄᐃᑦ#	Nanuit#	n/d	n/d	n/d	n/d	n/d	n/d	n/d	n/d	n/d	n/d	n/d	n/d	n/d
Tundra grizzly	ᐊᑦᓚᐃᑦ	Akhait	2												2
Wolf	ᐊᒪᕈᐃᑦ	Amagut						1	1	1	6	5	2		10
Arctic fox	ᑎᓇᒐᓐᓂᐊᑦ	Tigiganiat						3	4	4	5	1			13
Coloured fox	ᖃᑯᓐᖏᑦᑐᑦ ᑎᓇᒐᓐᓂᐊᑦ	Kalaliit tigiganiat						9	3	4	10	2	1		18
Muskrat	ᐊᕕᓐᖓᕐᔪᐊᑦ	Kivgaluk					1								1
Wolverine	ᖃᑦᕕᑦ	Kalvik					2	6	4	7	7	3	2		21
Arctic hare	ᐅᑲᓖᑦ	Ukalik					1				1				2
Arctic ground squirrel	ᓱᒃᓱᑦ	Hikhik			1	2								24	
Seals (unspecified)	ᓱᖅᑯᓖᑦ	Natiit	1	1	8	8	3	3	2		1		2	4	20
Bearded seal	ᐅᒡᔪᐃᑦ	Ukyuk			1										1
Geese (unspecified)	ᓂᕐᓖᑦ	Kanguk												1	1
Snow goose	ᑲᖑᐃᑦ	Kanguq	1											1	2
Canada goose	ᓂᕐᓖᑦ ᐅᓗᐊᒍᓖᑦ	Nikliknik	2		1									32	33
White-fronted goose	ᓂᕐᓖᑦ	Nirlivik	1	1	1									1	4
Eider duck	ᒥᑏᑦ	Kingalik	1											1	2
Tundra swan	ᖁᒡᔪᐃᑦ	Kukyuk												2	2
Common loon	ᑑᓪᓗᒡᔪᐊᑦ	Tuulik				1									1
Arctic loon	ᑲᒡᓗᓐᒃ	Maliriq				1									1
Yellow-billed loon	ᑑᓪᓗᒡᔪᐊᑦ	Tuulik				1									1
Thick-billed murre	ᐊᑦᐸᐃᑦ	Thick-billed murre				1									1
Ptarmigan	ᐊᕿᒡᑏᑦ	Akilgik					1	1	1		1	1		1	4
Goose eggs	ᑲᖑᐃᑦ ᒪᓐᓂᖏᑦ	Uluaguliit manniit	1											2	3
Tundra swan eggs	ᖁᒡᔪᐃᑦ ᒪᓐᓂᖏᑦ	Kukyut manniit	1												1
Arctic char	ᐃᖃᓗᒃᐲᑦ	Ikaliviit	3	11	20	14	39	7							56
Lake trout	ᐃᓱᕋᐃᑦ	Ikalukpik	1				4	3		3	1	4	2	4	17
Arctic grayling	ᓱᓗᒃᐸᐅᒐᐃᑦ	Hulupaugaq			2	1	1								4
Whitefish	ᑲᕕᓯᓖᑦ	Kapihiliit			4	4	18	17	1		2		1	1	38
Burbot	ᑎᒃᑖᓕᒃ	Tiktaaliq					1								1
Arctic cisco	ᐅᑭᐅᑦᑕᑦᑐᒥ ᑲᕕᓯᓖᑦ	Kapihilik			1										1
Cod	ᐆᒐᐃᑦ	Ugak			4	1		6	1		4	2	1		16

‡‡ No data are available corresponding to the harvest numbers shown in the harvest estimates table which were provided by DSD.

‡‡ ᑎᑎᕋᓯᒪᔪᓂᒃ ᐱᑕᖃᖏᑦᑐᖅ ᐱᔾᔪᑎᓕᖅᓂᒃ ᐊᖑᔭᑦ ᖃᑦᓯᐅᓂᖏᖅᓄᑦ ᐊᓚᒃᑲᐅᒪᔪᓄᑦ ᐊᖑᔭᓄᑦ ᓇᓚᐅᑦᓴᕈᑎᓂ ᑐᓂᔭᖏᖅᓂ ᐃᑯᐱᕐᕕᓕᕆᔨᑦ.

‡‡ Nahagauhimaitut titigakhimajunik pitman kanuk angujaukatakhimajunik kanukitunit pijaumajut ikupiktulikijinik.

6.2.5

TABLE/ᓇᓗᓇᐃᔭᐅᑦ/NAUNAIKUTA 419

Monthly harvest estimates
ᑕᕿᑕᒫᑦ ᐊᖑᔭᓄᑦ ᓇᓚᐅᑦᓴᕈᑏᑦ
Tatkiktamat nahaktauvaktun

Year 3 (June 1998 - May 1999)
ᐊᒻᕿᒍ 3 (ᔫᓂ 1998 - ᒪᐃ 1999)
Ukiunga 3 (June 1998 - May 1999)

Month/ᑕᕿᖓ/Tatkia			JUN ᔫᓂ	JUL ᔪᓚᐃ	AUG ᐊᐅᒻᒍᑎ	SEP ᓱᑎᒻᐱᕆ	OCT ᐅᑦᑐᐱᕆ	NOV ᓄᕕᒻᐱᕆ	DEC ᑏᓯᒻᐱᕆ	JAN ᒣᓐᓄᐊᕆ	FEB ᕖᕝᕗᐊᕆ	MAR ᒪᑦᓯ	APR ᐃᑦᓇᓕ	MAY ᒪᐃ	Total ᑲᑎᑦᑐᒋᑦ Tamakiklugin ± 95% CI
Species	**ᐆᒪᔪᑦ**	**Umajuin**													
Caribou	ᑐᒃᑐᐃᑦ	Tuktut	107	128	112	108	138	108	103	128	271	254	287	169	1,913 ± 155
Musk-ox	ᐅᒥᖅᒪᐃᑦ	Umingmait		1			7	2							10 ± 6
Moose	ᑐᒃᑐᕙᐃᑦ	Tuktuvait										1	1		2 ± 1
Polar bear‡	ᓇᓄᐃᑦ‡	Nanuit‡							1						
Tundra grizzly	ᐊᑦᓚᐃᑦ	Akhait		3										1	4 ± 2
Wolf	ᐊᒪᕈᐃᑦ	Amagut					5	12	5	7	7	30	27		93 ± 14
Arctic fox	ᑎᓇᒐᓐᓂᐊᑦ	Tigiganiat						16	2	21	7	7			53 ± 26
Coloured fox	ᖃᑯᓐᖏᑦᑐᑦ ᑎᓇᒐᓐᓂᐊᑦ	Kalaliit tigiganiat						5	13	7	21	9	2		57 ± 14
Wolverine	ᖃᑦᕕᑦ	Kalvik						9	2	9	27	22	9		78 ± 16
Arctic ground squirrel	ᓱᒃᓱᑦ	Hikhik		116	132	9		1					16	89	363 ± 292
Seals (unspecified)	ᓱᖑᑯᓖᑦ	Natiit	2	29	140	23	52	6			1				253 ± 103
Ringed seal	ᓇᑦᓱᑦ	Natiinat										1	2	4	7 ± 5
Bearded seal	ᐅᒻᔪᐃᑦ	Ukyuk		1											1 ± 1
Hooded seal	ᐊᐸᐃᑦ	Nahakakaktutut ittut natiit					1								1 ± 1
Geese (unspecified)	ᓂᑦᓖᑦ	Kanguk	32												32 ± 39
Snow goose	ᑲᖑᐃᑦ	Kanguq	10											9	19 ± 18
Canada goose	ᓂᑦᓖᑦ ᐅᓗᐊᒍᓖᑦ	Nikliknik	35	2										1,121	1,158 ± 328
White-fronted goose	ᓂᑦᓖᑦ	Nirlivik												112	112 ± 82
Old squaw	ᐊᒻᒋᐊᑦᔪᐃᑦ	Aahangik	18												18 ± 21
Eider duck	ᒥᑏᑦ	Kingalik	56	3		4									63 ± 39
Tundra swan	ᖁᒻᔪᐃᑦ	Kukyuk	7											36	43 ± 29
White-winged scoter	ᖃᑯᑦᑕᓕᒃ ᐃᓴᕈᐊ ᐱᑦᓱᐅᓛᑦᐸᒃ	White-winged scoter				4									4 ± 3
Arctic loon	ᑲᒻᓗᓕᒃ	Maliriq		1											1 ± 1
Ptarmigan	ᐊᕿᒻᒋᑦ	Akilgik					26		21	31	149	24	62	1	314 ± 151
Goose eggs	ᑲᖑᐃᑦ ᒪᓐᓂᖏᑦ	Uluaguliit manniit	48												48 ± 58
Duck eggs	ᒥᑏᑦ ᒪᓐᓂᖏᑦ	Tinmiat manniit	51												51 ± 62
Seagull eggs	ᓇᐅᔭᐃᑦ ᒪᓐᓂᖏᑦ	Nauyat manniit	2												2 ± 2
Arctic char	ᐃᖃᓗᒃᐲᑦ	Ikaliviit	665	618	987	518	2,813	2,439		2					8,042 ± 1,688
Lake trout	ᐃᓱᖁᐃᑦ	Ikalukpik	4	126			73	94	15		6	208	305	122	953 ± 202
Whitefish	ᑲᕕᓯᓖᑦ	Kapihiliit	69	170	122	98	1,611	342	236	260	418	6	6		3,338 ± 1,152
Burbot	ᑎᒃᑕᓕᒃ	Tiktaaliq										6			6 ± 4
Cod	ᐆᒪᐃᑦ	Ugak		31	92	9		66	157	60	138	8	49		610 ± 204

‡ Polar bear data supplied by DSD.

‡ ᓇᓄᑦᓄᑦ ᑎᑎᕋᑦᑕᒪᔪᑦ ᑐᓂᔭᖏᑦ ᐅᑯᐊ ᐃᑯᐱᕐᕕᓕᕆᔨᑦ.

‡ Nanuin nahagaumajut pijauhimajut Ikupiktulikijinik.

TABLE/ᓇᓗᓇᐃᔭᐅᑦ/NAUNAIKUTA 420

Monthly hunter response — **Year 3 (June 1998 - May 1999)**

ᑕᕿᑕᒫᑦ ᐊᖑᓇᓱᒃᑏᑦ ᑭᐅᓂᖏᑦ — **ᐊᒻᕋᒍ 3 (ᔫᓂ 1998 - ᒪᐃ 1999)**

Tatkiktaman pijauhimajut angunahuktinun — **Ukiunga 3 (June 1998 - May 1999)**

Month/ᑕᕿᖓ/Tatkia			JUN ᔫᓂ	JUL ᔪᓚᐃ	AUG ᐊᐅᒻᒍᑎ	SEP ᓱᑎᒻᐱᓇ	OCT ᐅᑦᑐᐱᓇ	NOV ᓄᓇᒻᐱᓇ	DEC ᑏᓯᒻᐱᓇ	JAN ᒎᓐᓄᐊᓇ	FEB ᓈᕝᕗᐊᓇ	MAR ᒫᕐᓯ	APR ᐃᕐᓇᓕ	MAY ᒪᐃ	Total ᑲᑎᑦᑐᑦ Tamakiklugin
Hunter Response Categories	**ᐊᖑᓇᓱᒃᑏᑦ ᑭᐅᓂᖏᑦ ᐊᒻᒍᕐᒪᓂᖏᑦ**	**Angunahukpaktun Kiujait**													
Monthly hunter list	ᑕᕿᑕᒫᑦ ᐊᖑᓇᓱᒃᑏᑦ	Tatkitaman angunahuktut titigait	252	252	249	249	251	252	253	253	254	251	252	250	266*
Interview list	ᐊᐱᕐᓱᕋᓐᓴᐃᑦ	Apikiktan	167	167	163	163	164	163	164	164	165	162	163	163	177*
Hunters interviewed	ᐊᖑᓇᓱᒃᑏᑦ ᐊᐱᕐᓱᑦ	Angunahuktin apikhuktan	124	139	132	139	139	136	131	140	126	135	135	122	176*
Harvested	ᐊᖑᓇᓱᒃᑐᒥᓃᑦ	Angujaujut	35	49	47	40	52	35	27	39	50	45	48	57	123*
Response rate (%)	ᑭᐅᔪᑦ ᖃᑦᓯᐅᓂᖏᑦ (%)	Kiujut (%)	74	83	81	85	85	83	80	85	76	83	83	75	81**

* Hunters registered/interviewed/harvested at least once during the year.
** Mean monthly response rate.

* ᐊᖑᓇᓱᒃᑏᑦ ᐊᑎᓕᐅᑦᑕᐅᒪᔪᑦ/ᐊᐱᕐᓱᑦᑕᕐ/ᐊᖑᓇᓱᒃᑐᒥᓃᑦ ᐊᑕᐅᓯᐊᕐᓗᐊᑦᑐᑎᒃ ᐊᒻᕐᒍᒥ.
** ᐊᒃᐅᒋᓐᓂᑎᓯᒪᔪᑦ ᑕᕿᑕᒫᑦ ᑭᐅᔪᑦ.

* Angunahuktin atiliukhimajut/apikhiktaunikut/anguhimajut talvani ukiumi.
** Talvani angunahuknami kiujutaumajut.

TABLE/ᓇᓗᓇᐃᔭᐅᑦ/NAUNAIKUTA 421

Recall period between harvest and interview, expressed as % of total harvest records — **Year 3 (June 1998 - May 1999)**

ᐅᑎᕝᕕᐅᔪᑦ ᐊᑯᕐᖓᓂ ᐊᖑᓇᓱᒃᓂᖓᑕ ᐊᒻᒪᓗ ᐊᐱᕐᓱᕐᑕᐅᓂᖓᑕ, ᓇᓗᓇᐃᕐᑕᑦ ᐃᒫᒃ % ᑲᑎᑦᑐᑦ ᐊᖑᓇᓱᒃᑕᑦ ᑎᑎᕐᕐᑕᐅᒪᔪᑦ — **ᐊᒻᕋᒍ 3 (ᔫᓂ 1998 - ᒪᐃ 1999)**

Itkaumajaujut angunahuktunun apihijauvaktunutlu, kanuk amigaitiginit tamakiklugin angujauhimajut — **Ukiunga 3 (June 1998 - May 1998)**

Month/ᑕᕿᖓ/Tatkia			JUN ᔫᓂ	JUL ᔪᓚᐃ	AUG ᐊᐅᒻᒍᑎ	SEP ᓱᑎᒻᐱᓇ	OCT ᐅᑦᑐᐱᓇ	NOV ᓄᓇᒻᐱᓇ	DEC ᑏᓯᒻᐱᓇ	JAN ᒎᓐᓄᐊᓇ	FEB ᓈᕝᕗᐊᓇ	MAR ᒫᕐᓯ	APR ᐃᕐᓇᓕ	MAY ᒪᐃ	Total ᑲᑎᑦᑐᑦ Tamakiklugin
Recall Period	**ᐅᑎᕝᕕᐅᔪᑦ**	**Pigiakvia**													
≤ 3 months	≤ 3 ᑕᕿᑦ	≤ tatkin pingahut	100	100	100	100	100	100	100	100	100	100	100	100	100
4-6 months	4-6 ᑕᕿᑦ	tatkin hitaman 6nut	0	0	0	0	0	0	0	0	0	0	0	0	0
> 6 months	> 6 ᑕᕿᑦ	> 6 tatkin	0	0	0	0	0	0	0	0	0	0	0	0	0

TABLE/ᓇᓗᓇᐃᔭᐅᑦ/NAUNAIKUTA 422

Number of hunters harvesting each species — **Year 3 (June 1998 - May 1999)**

ᖃᑦᓯᐅᓂᖏᑦ ᐊᖑᓇᓱᒃᑏᑦ ᐊᖑᓇᓱᒃᐸᑦᑐᑦ ᐊᑐᓂᒃ ᐆᒪᔪᑦᓂᒃ — **ᐊᒻᕿᒍ 3 (ᔫᓂ 1998 - ᒪᐃ 1999)**

Amigaitiginigin angunahukpaktun anguvaktaitlu kanugitugiagin — **Ukiunga 3 (June 1998 - May 1999)**

Month/ᑕᕝᕙᖓ/Tatkia			JUN ᔫᓂ	JUL ᔪᓚᐃ	AUG ᐊᐅᒡᒍᑎ	SEP ᓱᑎᒡᐱᕆ	OCT ᐅᑦᑐᐱᕆ	NOV ᓄᕕᒡᐱᕆ	DEC ᑏᓯᒡᐱᕆ	JAN ᒣᓐᓄᐊᕆ	FEB ᕖᕝᕗᐊᕆ	MAR ᒪᑦᓯ	APR ᐃᑦᓇᓕ	MAY ᒪᐃ	Total ᑲᑎᑦᑐᑦ Tamakiklugin
Species	**ᐆᒪᔪᑦ**	**Umajuin**													
Caribou	ᑐᒃᑐᐃᑦ	Tuktut	27	39	29	30	34	22	19	29	39	38	44	32	104
Musk-ox	ᐅᒥᖅᒪᐃᑦ	Umingmait		1			4	2							7
Moose	ᑐᒃᑐᕝᕙᐃᑦ	Tuktuvait										1	1		2
Polar bear#	ᓇᓄᐃᑦ#	Nanuit#	n/d	n/d	n/d	n/d	n/d	n/d	n/d	n/d	n/d	n/d	n/d	n/d	n/d
Tundra grizzly	ᐊᑦᓚᐃᑦ	Akhait		2										1	3
Wolf	ᐊᒪᕈᐃᑦ	Amagut					2	5	3	1	3	9	10		18
Arctic fox	ᑎᓇᒐᓐᓂᐊᑦ	Tigiganiat						2	1	6	3	2			9
Coloured fox	ᖃᑯᓐᖏᑦᑐᑦ ᑎᓇᒐᓐᓂᐊᑦ	Kalaliit tigiganiat						2	5	2	6	3	1		12
Wolverine	ᖃᑦᕕᑦ	Kalvik						3	2	4	9	9	5		20
Arctic ground squirrel	ᓱᒃᓱᑦ	Hikhik		1	2	1		1					2	1	8
Seals (unspecified)	ᓱᖑᑯᓖᑦ	Natiit	1	3	6	5	6	1			1				18
Ringed seal	ᓇᑦᓱᑦ	Natiinat										1	2	2	5
Bearded seal	ᐅᒻᔪᐃᑦ	Ukyuk		1											1
Hooded seal	ᐊᐸᐃᑦ	Nahakakaktutut ittut natiit					1								1
Geese (unspecified)	ᓂᑦᓖᑦ	Kanguk	1												1
Snow goose	ᑲᖑᐃᑦ	Kanguq	1											3	4
Canada goose	ᓂᑦᓖᑦ ᐅᓗᐊᒍᓖᑦ	Nikliknik	4	1										43	46
White-fronted goose	ᓂᑦᓖᑦ	Nirlivik												7	7
Old squaw	ᐊᒻᒋᐊᑦᔪᐃᑦ	Aahangik	1												1
Eider duck	ᒥᑏᑦ	Kingalik	3	1		1									5
Tundra swan	ᕿᒻᔪᐃᑦ	Kukyuk	2											7	8
White-winged scoter	ᖃᑯᑦᑕᓕᒃ ᐃᓴᕈᐊ ᐱᑦᓯᐅᓛᑦᐸᒃ	White-winged scoter				1									1
Arctic loon	ᑲᒻᓗᓕᒃ	Maliriq		1											1
Ptarmigan	ᐊᕿᒻᒋᑦ	Akilgik					2		1	2	5	2	3	1	9
Goose eggs	ᑲᖑᐃᑦ ᒪᓐᓂᖏᑦ	Uluaguliit manniit	1												1
Duck eggs	ᒥᑏᑦ ᒪᓐᓂᖏᑦ	Tinmiat manniit	1												1
Seagull eggs	ᓇᐅᔭᐃᑦ ᒪᓐᓂᖏᑦ	Nauyat manniit	1												1
Arctic char	ᐃᖃᓗᒃᐲᑦ	Ikaliviit	13	23	27	18	26	16		1					67
Lake trout	ᐃᓱᕋᐃᑦ	Ikalukpik	2	5			2	5	1		1	9	9	6	27
Whitefish	ᑲᕕᓯᓖᑦ	Kapihiliit	3	5	6	4	13	6	3	5	7	1	1		34
Burbot	ᑎᒃᑕᓕᒃ	Tiktaaliq										1			1
Cod	ᐆᒐᐃᑦ	Ugak		2	3	1		3	3	2	4	3	2		17

‡‡ No data are available corresponding to the harvest numbers shown in the harvest estimates table which were provided by DSD.

‡‡ ᑎᑎᕋᓯᒪᔪᓂᒃ ᐱᑕᖃᖅᖏᑦᑐᖅ ᐱᒃᔪᑎᓕᓐᓂᒃ ᐊᖑᔭᑦ ᖃᑦᓯᐅᓂᖏᓐᓄᑦ ᐊᓚᒃᑲᐅᒪᔪᓄᑦ ᐊᖑᔭᓄᑦ ᓇᓚᐅᑦᓴᑎᓂ ᑐᓂᔭᖏᓐᓂ ᐃᑯᐱᕕᓕᓇᓘᑦ.

‡‡ Nahagauhimaitut titigakhimajunik pitman kanuk angujaukatakhimajunik kanukitunit pijaumajut ikupiktulikijinik.

TABLE/ᓇᓗᓇᐃᔭᐅᑦ/NAUNAIKUTA 423

Monthly harvest estimates — **Year 4 (June 1999 - May 2000)**

ᑕᕿᑕᒫᑦ ᐊᖑᔭᓄᑦ ᓇᓚᐅᑦᓴᕈᑏᑦ — **ᐊᒻᕿᒍ 4 (ᔫᓂ 1999 - ᒪᐃ 2000)**

Tatkiktamat nahaktauvaktun — **Ukiunga 4 (June 1999 - May 2000)**

6.2.5

Month/ᑕᕿᖓ/Tatkia			JUN ᔫᓂ	JUL ᔪᓚᐃ	AUG ᐊᐅᒡᒍᑎ	SEP ᓱᑎᒡᐱᕆ	OCT ᐅᑦᑐᐱᕆ	NOV ᓄᕕᒡᐱᕆ	DEC ᑏᓯᒡᐱᕆ	JAN ᒎᖕᓄᐊᕆ	FEB ᕖᕝᕗᐊᕆ	MAR ᒫᓯ	APR ᐃᑦᕆᓕ	MAY ᒪᐃ	Total ᑲᑎᑦᑐᒋᑦ Tamakiklugin ± 95% CI
Species	**ᐆᒪᔪᑦ**	**Umajuin**													
Caribou	ᑐᒃᑐᐃᑦ	Tuktut	70	99	239	73	106	131	33	191	174	78	150	240	1,584 ± 134
Musk-ox	ᐅᒥᒃᒪᐃᑦ	Umingmait					1	1				3			5 ± 4
Moose	ᑐᒃᑐᕝᕕᐃᑦ	Tuktuvait		1							1				2 ± 2
Polar bear‡	ᓇᓄᐃᑦ‡	Nanuit‡							4						
Tundra grizzly	ᐊᑦᓚᐃᑦ	Akhait			3										3 ± 4
Wolf	ᐊᒪᕈᐃᑦ	Amagut					3	15	7		7	18	31	2	83 ± 24
Arctic fox	ᑎᓇᒐᓐᓂᐊᑦ	Tigiganiat						6	1	2	1	2			12 ± 6
Coloured fox	ᖃᑯᓐᖏᑦᑐᑦ ᑎᓇᒐᓐᓂᐊᑦ	Kalaliit tigiganiat						13	19	11	15				58 ± 12
Muskrat	ᐊᕕᓐᖓᑦᔪᐊᑦ	Kivgaluk	3			1								44	48 ± 56
Wolverine	ᖃᑦᕕᑦ	Kalvik					1	5	12	12	14	6	10		60 ± 10
Arctic hare	ᐅᑲᓖᑦ	Ukalik						1		1			1		3 ± 2
Arctic ground squirrel	ᓱᒃᓱᑦ	Hikhik			23	286	15						44	65	433 ± 350
Seals (unspecified)	ᓱᖅᑯᓖᑦ	Natiit											1		1 ± 2
Ringed seal	ᓇᑦᓱᑦ	Natiinat	10	5	118	100	19	3	2						257 ± 108
Bearded seal	ᐅᒡᔪᐃᑦ	Ukyuk	1	1											2 ± 1
Geese (unspecified)	ᓂᑦᓖᑦ	Kanguk												12	12 ± 19
Snow goose	ᑲᖑᐃᑦ	Kanguq				3								8	11 ± 8
Canada goose	ᓂᑦᓖᑦ ᐅᓗᐊᒍᓖᑦ	Nikliknik	440	10	3	13								780	1,246 ± 385
Ross's goose	ᖃᕐᑦᔪᐃᑦ	Kakat	3												3 ± 4
Brant goose	ᓂᑦᓕᑦᓇᐃᑦ	Nirlirnaq	5			3									8 ± 5
White-fronted goose	ᓂᑦᓖᑦ	Nirlivik	9			1								27	37 ± 31
Pintail	ᕿᒻᒧᐊᔫᑦ	Arnaviaq												3	3 ± 4
Eider duck	ᒥᑏᑦ	Kingalik	19				13							3	35 ± 17
Tundra swan	ᕿᒻᔪᐃᑦ	Kukyuk	2											31	33 ± 31
Common merganser	ᐸᐃᖅ	Nuyaralik		19											19 ± 18
Red breasted merganser	ᑲᒃᓗᖅᑑᑦ	Red breasted merganser			11										11 ± 10
Lesser scaup	ᒥᑭᓂᖕᑦ ᒥᑏᑦ ᐊᐃᑦᔪᖕᑦ	Lesser scaup				3									3 ± 2
Loon (unspecified)	ᑑᒃᓖᑦ	Maligik				5									5 ± 4
Common loon	ᑑᒃᓕᒡᔪᐊᑦ	Tuulik	5												5 ± 8
Arctic loon	ᑲᒡᓗᓕᒃ	Maliriq					13								13 ± 13
Yellow-billed loon	ᑑᒃᓕᒡᔪᐊᑦ	Tuulik	2												2 ± 2

423

Month/ᑕᕝᕕᖓ/Tatkia			JUN ᔫᓂ	JUL ᔪᓚᐃ	AUG ᐊᐅᒡᒍᑎ	SEP ᓱᑎᒡᐱᕆ	OCT ᐅᑑᐱᕆ	NOV ᓄᕕᒡᐱᕆ	DEC ᑏᓯᒡᐱᕆ	JAN ᒐᓐᓄᐊᕆ	FEB ᕕᖑᐊᕆ	MAR ᒫᕐᓯ	APR ᐃᑉᕆᓕ	MAY ᒪᐃ	Total ᑲᑎᕐᑐᑦ Tamakiklugin ± 95% CI
Species	**ᐆᒪᔪᑦ**	**Umajuin**													
Ptarmigan	ᐊᕿᒡᒋᑦ	Akilgik				10	11	42	16	24	7	13		20	143 ± 57
Sandhill crane	ᑕᑎᒡᒐᕐᔪᐊᑦ	Tatilgaq				3								7	10 ± 7
Eggs (unspecified)	ᐊᓯᖕᕿᑦ ᑎᒻᒥᐊᑦ ᒪᓐᓂᖕᕿᑦ	Manniit												32	32 ± 53
Goose eggs	ᑲᖑᐃᑦ ᒪᓐᓂᖕᕿᑦ	Uluaguliit manniit	159												159 ± 182
Duck eggs	ᒥᑏᑦ ᒪᓐᓂᖕᕿᑦ	Tinmiat manniit	112	37											149 ± 128
Arctic char	ᐃᖃᓗᒃᐲᑦ	Ikaliviit	560	927	941	574	7,810	645						20	11,477 ± 3,125
Lake trout	ᐃᓱᕋᐃᑦ	Ikalukpik		57	57		52	145	10	30	14	176	536	137	1,214 ± 317
Northern pike	ᓱᒡᒍᓛᑦ	Hiulik	3												3 ± 4
Arctic grayling	ᓱᓗᒃᐸᐅᒪᐃᑦ	Hulupaugaq					3								3 ± 3
Whitefish	ᑲᕕᓯᓛᑦ	Kapihiliit	49	14	219	101	850	871			1				2,105 ± 621
Burbot	ᑎᒃᑖᓕᒃ	Tiktaaliq			1										1 ± 1
Arctic cisco	ᐅᑭᐅᑦᑕᑦᑐᒥ ᑲᕕᓯᓛᑦ	Kapihilik					3								3 ± 5
Least cisco	ᒥᑭᓂᖅᑦ ᑲᕕᓯᓛᑦ	Eetuuk				3									3 ± 2
Inconnu	ᑲᕕᓯᓕᑦᐸᐃᑦ	Aanakhiik			264										264 ± 260
Cod	ᐆᒪᐃᑦ	Ugak		84	83	17	178	666	7		155				1,190 ± 422

‡ Polar bear data supplied by DSD.

‡ ᓇᓄᑦᓄᑦ ᑎᑎᕋᑦᑕᐅᒪᔪᑦ ᑐᓂᒃᖕᕿᑦ ᐅᑯᐊ ᐃᑯᐱᕐᕕᓕᕆᔨᑦ.

‡ Nanuin nahagaumajut pijauhimajut Ikupiktulikijinik.

6.2.5

TABLE/ᓇᓗᓇᐃᔭᐅᑦ/NAUNAIKUTA 424

Monthly hunter response

ᑕᕝᕕᒫᑦ ᐊᖑᓇᓱᒃᑏᑦ ᑭᐅᓂᖕᕿᑦ

Tatkiktaman pijauhimajut angunahuktinun

Year 4 (June 1999 - May 2000)

ᐊᒡᕋᒍ 4 (ᔫᓂ 1999 - ᒪᐃ 2000)

Ukiunga 4 (June 1999 - May 2000)

Month/ᑕᕝᕕᖓ/Tatkia			JUN ᔫᓂ	JUL ᔪᓚᐃ	AUG ᐊᐅᒡᒍᑎ	SEP ᓱᑎᒡᐱᕆ	OCT ᐅᑑᐱᕆ	NOV ᓄᕕᒡᐱᕆ	DEC ᑏᓯᒡᐱᕆ	JAN ᒐᓐᓄᐊᕆ	FEB ᕕᖑᐊᕆ	MAR ᒫᕐᓯ	APR ᐃᑉᕆᓕ	MAY ᒪᐃ	Total ᑲᑎᕐᑐᑦ Tamakiklugin
Hunter Response Categories	**ᐊᖑᓇᓱᒃᑏᑦ ᑭᐅᓂᖕᕿᑦ ᐊᒡᒍᕐᓯᒪᓂᖕᕿᑦ**	**Angunahukpaktun Kiujait**													
Monthly hunter list	ᑕᕝᕕᒫᑦ ᐊᖑᓇᓱᒃᑏᑦ	Tatkitaman angunahuktut titigait	253	256	257	252	252	253	253	252	252	250	248	249	269*
Interview list	ᐊᐱᕐᓱᕋᕐᓴᐃᑦ	Apikiktan	166	169	169	164	164	165	165	164	164	162	160	162	181*
Hunters interviewed	ᐊᖑᓇᓱᒃᑏᑦ ᐊᐱᕐᓱᕐᑕᑦ	Angunahuktin apikhuktan	143	137	133	142	125	137	150	134	141	105	112	108	173*
Harvested	ᐊᖑᓇᓱᒃᑐᒥᓃᑦ	Angujaujut	54	55	64	44	60	52	15	37	36	20	33	54	128*
Response rate (%)	ᑭᐅᔪᑦ ᖃᑦᓯᐅᓂᖕᕿᑦ (%)	Kiujut (%)	86	81	79	87	76	83	91	82	86	65	70	67	79**

* Hunters registered/interviewed/harvested at least once during the year.
** Mean monthly response rate.

* ᐊᖑᓇᓱᒃᑏᑦ ᐊᑎᓕᐅᑦᑕᐅᒪᔪᑦ/ᐊᐱᕐᓱᕐᑕᑦ/ᐊᖑᓇᓱᒃᑐᒥᓃᑦ ᐊᑕᐅᓯᐊᕐᓗᐊᑦᑐᑎᒃ ᐊᒡᕋᒍᒥ.
** ᐊᑦᑉᒋᓕᑎᓯᒪᔪᑦ ᑕᕝᕕᒫᑦ ᑭᐅᔪᑦ.

* Angunahuktin atiliukhimajut/apikhiktaunikut/anguhimajut talvani ukiumi.
** Talvani angunahuknami kiujutaumajut.

TABLE/ᓇᓗᓇᐃᔭᐅᑦ/NAUNAIKUTA 425

Recall period between harvest and interview, expressed as % of total harvest records — **Year 4 (June 1999 - May 2000)**

ᐅᑎᕐᕕᐅᔪᑦ ᐊᑯᕐᖓᓂ ᐊᖑᓇᓱᒃᓂᖓᑕ ᐊᒻᒪᓗ ᐊᐱᕐᓱᕐᑕᐅᓂᖓᑕ, ᓇᓗᓇᐃᕐᑕᑦ ᐃᒫᒃ % ᑲᑎᑦᑐᒋᑦ ᐊᖑᓇᓱᒃᑕᑦ ᑎᑎᕐᑕᐅᒪᔪᑦ — **ᐊᒡᕐᒍ 4 (ᔫᓂ 1999 - ᒪᐃ 2000)**

Itkaumajaujut angunahuktunun apihijauvaktunutlu, kanuk amigaitiginit tamakiklugin angujauhimajut — **Ukiunga 4 (June 1999 - May 2000)**

Month/ᑕᑭᖓ/Tatkia			JUN ᔫᓂ	JUL ᔪᓚᐃ	AUG ᐊᐅᒡᒍᑎ	SEP ᓱᑎᒡᐱᓇ	OCT ᐅᑦᑐᐱᓇ	NOV ᓄᕕᒡᐱᓇ	DEC ᑏᓯᒡᐱᓇ	JAN ᒎᓐᓄᐊᓇ	FEB ᕕᕝᕗᐊᓇ	MAR ᒪᕐᓯ	APR ᐃᕐᓇᓕ	MAY ᒪᐃ	Total ᑲᑎᑦᑐᒋᑦ Tamakiklugin
Recall Period	ᐅᑎᕐᕕᐅᔪᑦ	**Pigiakvia**													
≤ 3 months	≤ 3 ᑕᕝᕕᑦ	≤ tatkin pingahut	100	100	100	100	100	100	100	99	96	94	94	99	99
4-6 months	4-6 ᑕᕝᕕᑦ	tatkin hitaman 6nut	0	0	0	0	0	0	0	0	4	0	0	0	0
> 6 months	> 6 ᑕᕝᕕᑦ	> 6 tatkin	0	0	0	0	0	0	0	1	0	6	6	1	1

6.2.5

TABLE/ᓇᓗᓇᐃᔭᐅᑦ/NAUNAIKUTA 426

Number of hunters harvesting each species — **Year 4 (June 1999 - May 2000)**

ᖃᑦᓯᐅᓂᖏᑦ ᐊᖑᓇᓱᒃᑏᑦ ᐊᖑᓇᓱᒃᐸᑦᑐᑦ ᐊᑐᓂᒃ ᐆᒪᔪᕐᓂᒃ — **ᐊᒡᕐᒍ 4 (ᔫᓂ 1999 - ᒪᐃ 2000)**

Amigaitiginigin angunahukpaktun anguvaktaitlu kanugitugiagin — **Ukiunga 4 (June 1999 - May 2000)**

Month/ᑕᑭᖓ/Tatkia			JUN ᔫᓂ	JUL ᔪᓚᐃ	AUG ᐊᐅᒡᒍᑎ	SEP ᓱᑎᒡᐱᓇ	OCT ᐅᑦᑐᐱᓇ	NOV ᓄᕕᒡᐱᓇ	DEC ᑏᓯᒡᐱᓇ	JAN ᒎᓐᓄᐊᓇ	FEB ᕕᕝᕗᐊᓇ	MAR ᒪᕐᓯ	APR ᐃᕐᓇᓕ	MAY ᒪᐃ	Total ᑲᑎᑦᑐᒋᑦ Tamakiklugin
Species	ᐆᒪᔪᑦ	**Umajuin**													
Caribou	ᑐᒃᑐᐃᑦ	Tuktut	26	34	49	24	26	28	7	33	30	13	23	43	105
Musk-ox	ᐅᒥᒃᒪᐃᑦ	Umingmait					1	1				1			3
Moose	ᑐᒃᑐᕝᕙᐃᑦ	Tuktuvait		1							1				2
Polar bear#	ᓇᓄᐃᑦ#	Nanuit#	n/d	n/d	n/d	n/d	n/d	n/d	n/d	n/d	n/d	n/d	n/d	n/d	n/d
Tundra grizzly	ᐊᕐᓚᐃᑦ	Akhait			1										1
Wolf	ᐊᒪᕈᐃᑦ	Amagut					2	3	1		4	6	7	1	14
Arctic fox	ᑎᓇᒐᓐᓂᐊᑦ	Tigiganiat						1	1	2	1	1			4
Coloured fox	ᖃᑯᓐᖏᑦᑐᑦ ᑎᓇᒐᓐᓂᐊᑦ	Kalaliit tigiganiat						5	5	3	5				12

426

Month/ᑕᕝᕕᒃ/Tatkia			JUN ᔫᓂ	JUL ᔪᓚᐃ	AUG ᐊᐅᒻᒍᑎ	SEP ᓯᑎᒻᐱᓇ	OCT ᐅᑦᑐᐱᓇ	NOV ᓄᓇᒻᐱᓇ	DEC ᑎᓯᒻᐱᓇ	JAN ᒣᓐᓄᐊᓇ	FEB ᓈᕝᕗᐊᓇ	MAR ᒪᕐᕿ	APR ᐃᕐᓇᓕ	MAY ᒪᐃ	Total ᑲᑎᑦᑐᒋᑦ Tamakiklugin
Species	**ᐆᒪᔪᑦ**	**Umajuin**													
Muskrat	ᐊᐱᖅᓚᔪᐊᑦ	Kivgaluk	1			1								1	3
Wolverine	ᖃᕝᕕᑦ	Kalvik					1	3	5	7	9	4	5		16
Arctic hare	ᐅᑲᓖᑦ	Ukalik						1		1			1		3
Arctic ground squirrel	ᓱᒃᓱᑦ	Hikhik			2	4	1						2	3	9
Seals (unspecified)	ᓱᖅᑯᓖᑦ	Natiit											1		1
Ringed seal	ᓇᑦᓱᑦ	Natiinat	4	1	4	5	3	1	1						14
Bearded seal	ᐅᒡᔪᐃᑦ	Ukyuk	1	1											2
Geese (unspecified)	ᓂᕐᓖᑦ	Kanguk												1	1
Snow goose	ᑲᖑᐃᑦ	Kanguq				1								3	4
Canada goose	ᓂᕐᓖᑦ ᐅᓗᐊᒍᓪᓖᑦ	Nikliknik	21	2	1	2								25	42
Ross's goose	ᖃᕐᔪᐃᑦ	Kakat	1												1
Brant goose	ᓂᕐᓕᕐᓇᐃᑦ	Nirlirnaq	2			1									3
White-fronted goose	ᓂᕐᓖᑦ	Nirlivik	2			1								2	3
Pintail	ᖁᒻᒧᐊᓐᑦ	Arnaviaq												1	1
Eider duck	ᒥᑏᑦ	Kingalik	2				1							1	4
Tundra swan	ᖁᒻᔪᐃᑦ	Kukyuk	2											3	4
Common merganser	ᐸᐃᖅ	Nuyaralik		1											1
Red breasted merganser	ᑲᔾᖅᑑᑦ	Red breasted merganser			1										1
Lesser scaup	ᒥᑭᓂᕐᓴᑦ ᒥᑏᑦ ᐊᐃᑦᐸᕐᒋᑦ	Lesser scaup				1									1
Loon (unspecified)	ᑑᓪᓖᑦ	Maligik				2									2
Common loon	ᑑᓪᓕᒻᔪᐊᑦ	Tuulik	1												1
Arctic loon	ᑲᒻᓗᓕᒃ	Maliriq					1								1
Yellow-billed loon	ᑑᓪᓕᒻᔪᐊᑦ	Tuulik	1												1
Ptarmigan	ᐊᕿᒻᒋᑦ	Akilgik				1	1	2	1	2	1	1		2	6
Sandhill crane	ᑕᑎᒻᒐᕐᔪᐊᑦ	Tatilgaq				1								2	2
Eggs (unspecified)	ᐊᓯᖕᒋᑦ ᑎᒻᒥᐊᑦ ᒪᓐᓂᖕᒋᑦ	Manniit												1	1
Goose eggs	ᑲᖑᐃᑦ ᒪᓐᓂᖕᒋᑦ	Uluaguliit manniit	4												4
Duck eggs	ᒥᑏᑦ ᒪᓐᓂᖕᒋᑦ	Tinmiat manniit	2	1											3
Arctic char	ᐃᖃᓗᒃᐱᑦ	Ikaliviit	19	33	29	22	43	8						1	83
Lake trout	ᐃᓱᕋᐃᑦ	Ikalukpik		4	4		5	4	1	1	5	3	14	5	25
Northern pike	ᓱᒻᒍᓖᑦ	Hiulik	1												1
Arctic grayling	ᓱᓗᒃᐸᐅᒪᐃᑦ	Hulupaugaq					1								1
Whitefish	ᑲᕕᓯᓖᑦ	Kapihiliit	2	3	7	3	16	16			1				37
Burbot	ᑎᒃᑖᓕᒃ	Tiktaaliq			1										1
Arctic cisco	ᐅᑭᐅᑦᑕᑦᑐᒥ ᑲᕕᓯᓖᑦ	Kapihilik					1								1
Least cisco	ᒥᑭᓂᕐᓴᑦ ᑲᕕᓯᓖᑦ	Eetuuk				1									1
Inconnu	ᑲᕕᓯᓕᕐᐸᐃᑦ	Aanakhiik			1										1
Cod	ᐆᒪᐃᑦ	Ugak		5	6	2	5	9	1		3				24

‡‡ No data are available corresponding to the harvest numbers shown in the harvest estimates table which were provided by DSD.

‡‡ ᑎᑎᕋᓯᒪᔪᓂᒃ ᐱᑕᖃᖅᑕᑦᑐᖅ ᐱᔾᔪᑎᓕᓐᓂᒃ ᐊᕐᕌᒍᑦ ᖃᕐᓯᐅᓂᖕᒋᓐᓄᑦ ᐊᓚᒃᑲᐅᒪᔪᓄᑦ ᐊᕐᕌᒍᓄᑦ ᓇᓚᐅᕐᓴᕈᑎᓂ ᑐᓂᒃᓯᖕᒋᓐᓂ ᐃᑯᐱᕐᕕᓕᕆᔨᑦ.

‡ Nahagauhimaitut titigakhimajunik pitman kanuk angujaukatakhimajunik kanukitunit pijaumajut ikupiktulikijinik.

TABLE/ᓇᓗᓇᐃᔭᐅᑦ/NAUNAIKUTA 427

Monthly harvest estimates
ᑕᕝᑕᒫᑦ ᐊᖑᔭᓄᑦ ᓇᓚᐅᑦᓴᕈᑏᑦ
Tatkiktamat nahaktauvaktun

Year 5 (June 2000 - May 2001)
ᐊᒻᕿᒍ 5 (ᔫᓂ 2000 - ᒪᐃ 2001)
Ukiunga 5 (June 2000 - May 2001)

6.2.5

Month/ᑕᕝᕕᖓ/Tatkia			JUN ᔫᓂ	JUL ᔪᓚᐃ	AUG ᐊᐅᒡᒍᑎ	SEP ᓱᑎᒡᐸᓇ	OCT ᐅᑦᑐᐸᓇ	NOV ᓄᓇᒡᐸᓇ	DEC ᑏᓯᒡᐸᓇ	JAN ᒎᖕᓄᐊᓇ	FEB ᓈᕐᖑᐊᓇ	MAR ᒫᕐᓯ	APR ᐃᑦᓇᓕ	MAY ᒪᐃ	Total ᑲᑎᑦᑐᒋᑦ Tamakiklugin ± 95% CI
Species	**ᐆᒪᔪᑦ**	**Umajuin**													
Caribou	ᑐᒃᑐᐃᑦ	Tuktut	79	108	153	92	84	99	52	105	80	57	142	304	1,355 ± 125
Musk-ox	ᐅᒥᒃᒪᐃᑦ	Umingmait				1	1				5	6			13 ± 4
Moose	ᑐᒃᑐᕙᐃᑦ	Tuktuvait									1				1 ± 1
Tundra grizzly	ᐊᑦᓚᐃᑦ	Akhait	7												7 ± 11
Wolf	ᐊᒪᕈᐃᑦ	Amagut						10	2	4		2	10	1	29 ± 8
Arctic fox	ᑎᓇᒐᓐᓂᐊᑦ	Tigiganiat						72	139	162	73	2	14		462 ± 176
Coloured fox	ᖃᑯᓐᖏᑦᑐᑦ ᑎᓇᒐᓐᓂᐊᑦ	Kalaliit tigiganiat						10	26	16		1			53 ± 18
Muskrat	ᐊᕕᓐᖓᕐᔪᐊᑦ	Kivgaluk	1												1 ± 1
Wolverine	ᖃᑦᕕᑦ	Kalvik					2	21	12	4	11	29	8	1	88 ± 22
Arctic hare	ᐅᑲᓖᑦ	Ukalik						1			7		3		11 ± 7
Arctic ground squirrel	ᓱᒃᓱᑦ	Hikhik			120	177						7	10	37	351 ± 184
Seals (unspecified)	ᓱᖑᓖᑦ	Natiit		2	100	29		5		4					140 ± 39
Ringed seal	ᓇᑦᓱᑦ	Natiinat			4	91	25	20			1		5	3	149 ± 43
Bearded seal	ᐅᒡᔪᐃᑦ	Ukyuk		1		1								1	3 ± 1
Snow goose	ᑲᖑᐃᑦ	Kanguq	14											7	21 ± 12
Canada goose	ᓂᑦᓖᑦ ᐅᓗᐊᒍᓖᑦ	Nikliknik	456	5	4									510	975 ± 202
White-fronted goose	ᓂᑦᓖᑦ	Nirlivik	7											124	131 ± 108
Eider duck	ᒥᑏᑦ	Kingalik	41			17								31	89 ± 56
Tundra swan	ᖁᒃᔪᐃᑦ	Kukyuk	9											4	13 ± 6
Common merganser	ᐸᐃᖅ	Nuyaralik		4											4 ± 3
Lesser scaup	ᒥᑭᓂᕐᓴᑦ ᒥᑏᑦ ᐊᐃᑦᐸᖏᑦ	Lesser scaup				3									3 ± 1
Loon (unspecified)	ᑑᑦᓖᑦ	Maligik	4												4 ± 3
Common loon	ᑑᓕᒡᔪᐊᑦ	Tuulik				58									58 ± 24
Arctic loon	ᑲᒡᓗᓕᒃ	Maliriq				41	18								59 ± 17
Ptarmigan	ᐊᕿᒡᒋᑦ	Akilgik						47		18	19	146	31	15	276 ± 161
Sandhill crane	ᑕᑎᒡᕐᔪᐊᑦ	Tatilgaq	6												6 ± 3
Eggs (unspecified)	ᐊᓯᖏᑦ ᑎᒥᐊᑦ ᒪᓐᓂᖏᑦ	Manniit	352												352 ± 206
Goose eggs	ᑲᖑᐃᑦ ᒪᓐᓂᖏᑦ	Uluaguliit manniit	124												124 ± 189
Arctic char	ᐃᖃᓗᒃᐲᑦ	Ikaliviit	486	880	1,002	570	5,346	608	1			9	1	158	9,061 ± 2,134
Freshwater fish (unspecified)	ᑕᓇᐅᖑᓐᖏᑦᑐᒥ ᐃᖃᓗᐃᑦ	Tahinik Ikaluit	22												22 ± 14
Lake trout	ᐃᓱᕋᐃᑦ	Ikalukpik	12	148			69	55			5	147	363	231	1,030 ± 189
Arctic grayling	ᓱᓗᒃᐸᐅᒐᐃᑦ	Hulupaugaq			6	6	32								44 ± 22
Whitefish	ᑲᕕᓯᓖᑦ	Kapihiliit	14	65	110	75	2,329	342		194	346	101	196	13	3,785 ± 1,636
Burbot	ᑎᒃᑖᓖᑦ	Tiktaaliq					3								3 ± 4
Cod	ᐆᒐᐃᑦ	Ugak		94	71	2	3	76	40	89	60	29	121		585 ± 173

TABLE/ᓇᓗᓇᐃᔭᐅᑦ/NAUNAIKUTA 428

Monthly hunter response — **Year 5 (June 2000 - May 2001)**

ᑕᕿᑖᒪᑦ ᐊᖑᓇᓱᒃᑏᑦ ᑭᐅᓂᖏᑦ — **ᐊᒻᕋᒍ 5 (ᔫᓂ 2000 - ᒪᐃ 2001)**

Tatkiktaman pijauhimajut angunahuktinun — **Ukiunga 5 (June 2000 - May 2001)**

Month/ᑕᕿᖓ/Tatkia			JUN ᔫᓂ	JUL ᔪᓚᐃ	AUG ᐊᐅᒡᒍᑎ	SEP ᓯᑎᒡᐱᓇ	OCT ᐅᑦᑐᐱᓇ	NOV ᓄᓇᒡᐱᓇ	DEC ᑏᓯᒡᐱᓇ	JAN ᒣᓐᓄᐊᓇ	FEB ᓈᕝᐅᐊᓇ	MAR ᒪᕐᔪ	APR ᐃᕐᓇᓕ	MAY ᒪᐃ	Total ᑲᑎᑦᑐᑦ Tamakiklugin
Hunter Response Categories	**ᐊᖑᓇᓱᒃᑏᑦ ᑭᐅᓂᖏᑦ ᐊᒻᒍᕐᒪᓂᖏᑦ**	**Angunahukpaktun Kiujait**													
Monthly hunter list	ᑕᕿᑖᒪᑦ ᐊᖑᓇᓱᒃᑏᑦ	Tatkitaman angunahuktut titigait	254	252	250	249	248	245	247	250	249	250	252	249	263*
Interview list	ᐊᐱᕐᓱᕋᓐᓴᐃᑦ	Apikiktan	167	165	162	161	160	157	159	162	161	162	164	161	175*
Hunters interviewed	ᐊᖑᓇᓱᒃᑏᑦ ᐊᐱᕐᓱᑦ	Angunahuktin apikhuktan	152	138	154	153	137	134	133	142	132	138	137	128	170*
Harvested	ᐊᖑᓇᓱᒃᑐᒥᓃᑦ	Angujaujut	45	53	68	39	51	32	18	38	32	23	35	59	126*
Response rate (%)	ᑭᐅᔪᑦ ᖃᑦᓯᐅᓂᖏᑦ (%)	Kiujut (%)	91	84	95	95	86	85	84	88	82	85	84	80	86**

* Hunters registered/on interview list/interviewed/harvested at least once during the year.
** Mean monthly response rate.

* ᐊᖑᓇᓱᒃᑏᑦ ᐊᑎᓕᐅᕐᒪᔪᑦ/ᐊᐱᕐᓱᕋᓐᓴᑦ/ᐊᐱᕐᓱᑦ/ᐊᖑᓇᓱᒃᑐᒥᓃᑦ ᐊᑕᐅᓯᐊᕐᓗ% ᐊᑐᑎᒃ ᐊᒻᕋᒥ.
** ᐊᔾᔨᒌᓕᕐᑎᓯᒪᔪᑦ ᑕᕿᑖᒪᑦ ᑭᐅᔪᑦ.

* Angunahuktin atiliukhimajut/apikhiktaujukhat/apikhiktaunikut/anguhimajut talvani ukiumi.
** Talvani angunahuknami kiujutaumajut.

TABLE/ᓇᓗᓇᐃᔭᐅᑦ/NAUNAIKUTA 429

Recall period between harvest and interview, expressed as % of total harvest records — **Year 5 (June 2000 - May 2001)**

ᐅᑎᕐᕕᐅᔪᑦ ᐊᑯᕐᖓᓂ ᐊᖑᓇᓱᒃᓂᖓᑕ ᐊᒻᒪᓗ ᐊᐱᕐᓱᕐᑕᐅᓂᖓᑕ, ᓇᓗᓇᐃᕐᑕᑦ ᐃᒫᒃ % ᑲᑎᑦᑐᑦ ᐊᖑᓇᓱᒃᑕᑦ ᑎᑎᕋᕐᑕᐅᒪᔪᑦ — **ᐊᒻᕋᒍ 5 (ᔫᓂ 2000 - ᒪᐃ 2001)**

Itkaumajaujut angunahuktunun apihijauvaktunutlu, kanuk amigaitiginit tamakiklugin angujauhimajut — **Ukiunga 5 (June 2000 - May 2001)**

Month/ᑕᕿᖓ/Tatkia			JUN ᔫᓂ	JUL ᔪᓚᐃ	AUG ᐊᐅᒡᒍᑎ	SEP ᓯᑎᒡᐱᓇ	OCT ᐅᑦᑐᐱᓇ	NOV ᓄᓇᒡᐱᓇ	DEC ᑏᓯᒡᐱᓇ	JAN ᒣᓐᓄᐊᓇ	FEB ᓈᕝᐅᐊᓇ	MAR ᒪᕐᔪ	APR ᐃᕐᓇᓕ	MAY ᒪᐃ	Total ᑲᑎᑦᑐᑦ Tamakiklugin
Recall Period	**ᐅᑎᕐᕕᐅᔪᑦ**	**Pigiakvia**													
≤ 3 months	≤ 3 ᑕᕿᑦ	≤ tatkin pingahut	97	99	95	96	100	95	100	100	100	100	100	100	98
4-6 months	4-6 ᑕᕿᑦ	tatkin hitaman 6nut	0	1	5	4	0	0	0	0	0	0	0	0	1
> 6 months	> 6 ᑕᕿᑦ	> 6 tatkin	3	0	0	0	0	5	0	0	0	0	0	0	1

TABLE/ᓇᓗᓇᐃᔭᐅᑦ/NAUNAIKUTA 430

Number of hunters harvesting each species — **Year 5 (June 2000 - May 2001)**

ᖃᑦᓯᐅᓂᖏᑦ ᐊᖑᓇᓱᒃᑏᑦ ᐊᖑᓇᓱᒃᐸᑦᑐᑦ ᐊᑐᓂᒃ ᐆᒪᔪᖅᓂᒃ — **ᐊᒡᕐᒍ 5 (ᔫᓂ 2000 - ᒪᐃ 2001)**

Amigaitiginigin angunahukpaktun anguvaktaitlu kanugitugiagin — **Ukiunga 5 (June 2000 - May 2001)**

6.2.5

Month/ᑕᕝᕙᖓ/Tatkia			JUN ᔫᓂ	JUL ᔪᓚᐃ	AUG ᐊᐅᒡᒍᑎ	SEP ᓱᑎᒡᐱᕆ	OCT ᐅᑦᑐᐱᕆ	NOV ᓄᓇᒡᐱᕆ	DEC ᑏᓯᒡᐱᕆ	JAN ᒨᓐᓄᐊᕆ	FEB ᓈᕝᕗᐊᕆ	MAR ᒪᕐᓯ	APR ᐃᕐᓂᓕ	MAY ᒪᐃ	Total ᑲᑎᕐᑐᑦ Tamakiklugin
Species	**ᐆᒪᔪᑦ**	**Umajuin**													
Caribou	ᑐᒃᑐᐃᑦ	Tuktut	23	31	45	20	19	15	9	25	15	11	24	35	100
Musk-ox	ᐅᒥᒃᒪᐃᑦ	Umingmait				1	1				2	2			5
Moose	ᑐᒃᑐᕝᕕᐃᑦ	Tuktuvait									1				1
Tundra grizzly	ᐊᑦᓚᐃᑦ	Akhait	1												1
Wolf	ᐊᒪᕈᐃᑦ	Amagut						3	1	2		1	3	1	7
Arctic fox	ᑎᓇᒐᓐᓂᐊᑦ	Tigiganiat						5	2	3	5	1	1		10
Coloured fox	ᖃᑯᓐᖏᑦᑐᑦ ᑎᓇᒐᓐᓂᐊᑦ	Kalaliit tigiganiat						4	2	8		1			11
Muskrat	ᐊᕕᓐᖓᕐᔪᐊᑦ	Kivgaluk	1												1
Wolverine	ᖃᑦᕕᑦ	Kalvik					2	9	7	4	5	2	4	1	19
Arctic hare	ᐅᑲᓖᑦ	Ukalik						1			3		1		4
Arctic ground squirrel	ᓱᒃᓱᑦ	Hikhik			4	4						1	2	2	9
Seals (unspecified)	ᓱᖅᑑᓖᑦ	Natiit		2	7	1		1		2					12
Ringed seal	ᓇᑦᓱᑦ	Natiinat			1	9	4	3			1		1	1	15
Bearded seal	ᐅᒡᔪᐃᑦ	Ukyuk		1		1								1	3
Snow goose	ᑲᖑᐃᑦ	Kanguq	5											3	8
Canada goose	ᓂᑦᓖᑦ ᐅᓗᐊᒍᓖᑦ	Nikliknik	18	1	3									27	37
White-fronted goose	ᓂᑦᓖᑦ	Nirlivik	1											6	6
Eider duck	ᒥᑏᑦ	Kingalik	5			2								1	6
Tundra swan	ᖁᒃᔪᐃᑦ	Kukyuk	3											2	5
Common merganser	ᐸᐃᖅ	Nuyaralik		1											1
Lesser scaup	ᒥᑭᓂᕐᓴᑦ ᒥᑏᑦ ᐊᐃᑦᐸᖏᑦ	Lesser scaup				1									1
Loon (unspecified)	ᑑᓖᑦ	Maligik	1												1
Common loon	ᑑᓕᒡᔪᐊᑦ	Tuulik				2									2
Arctic loon	ᑲᒡᓗᓕᒃ	Maliriq				3	2								4
Ptarmigan	ᐊᕿᒡᒋᑦ	Akilgik						1		1	1	4	3	2	9
Sandhill crane	ᑕᑎᒡᓴᕐᔪᐊᑦ	Tatilgaq	1												1
Eggs (unspecified)	ᐊᓯᖏᑦ ᑎᒥᐊᑦ ᒪᓐᓂᖏᑦ	Manniit	2												2
Goose eggs	ᑲᖑᐃᑦ ᒪᓐᓂᖏᑦ	Uluaguliit manniit	1												1
Arctic char	ᐃᖃᓗᒃᐲᑦ	Ikaliviit	18	29	30	18	34	9	1			1	1	2	69
Freshwater fish (unspecified)	ᑕᓇᐅᖑᓐᖏᑦᑐᒥ ᐃᖃᓗᐃᑦ	Tahinik Ikaluit	1												1
Lake trout	ᐃᓱᕐᕿᐃᑦ	Ikalukpik	2	3			6	4			2	2	14	6	25
Arctic grayling	ᓱᓗᒃᐸᐅᒐᐃᑦ	Hulupaugaq			1	1	1								2
Whitefish	ᑲᕕᓯᓖᑦ	Kapihiliit	2	9	6	5	21	9		4	7	3	2	1	39
Burbot	ᑎᒃᑖᓖᑦ	Tiktaaliq					1								1
Cod	ᐆᒐᐃᑦ	Ugak		5	3	1	2	5	1	4	4	1	4		20

TABLE/ᓇᓗᓇᐃᔭᐅᑦ/NAUNAIKUTA 431

Annual harvest estimates and five-year mean — **All Years (June 1996 - May 2001)**

ᐊᒡᕋᒍᑦᒪᑦ ᐊᖑᔭᓄᑦ ᓇᓚᐅᑦᓵᕈᑏᑦ ᐊᒻᒪᓗ ᑕᒪᓕᒪᓄᑦ-ᐊᒡᕋᒍᓄᑦ ᐊᑦᑐᒌᓕᕐᑎᓯᒪᔪᑦ ᑕᒪᐃᖕᓄᑦ ᐊᒡᕋᒍᓄᑦ (ᔫᓂ 1996 - ᒪᐃ 2001)

Study Year/ᖃᐅᔨᓴᕐᕕᒃ ᐊᒡᕋᒍ/Ihivgiukimayut Ukiumi			1	2	3	4	5	Mean ᐊᑦᑐᒌᓕᕐᑎᓯᒪᔪᑦ Amigaitkiyait
			96/97	97/98	98/99	99/00	00/01	
Species	ᐆᒪᔪᑦ	**Umajuin**						
Caribou[1]	ᑐᑦᑐᐃᑦ[1]	Tuktut[1]	1,561	1,462	1,913	1,584	1,355	1,575
Musk-ox[2]	ᐅᒥᒃᒪᐃᑦ[2]	Umingmait[2]	5	6	10	5	13	8
Moose[3]	ᑐᑦᑐᕝᕕᐃᑦ[3]	Tuktuvait[3]	1	0	2	2	1	1
Polar bear[4]	ᓇᓄᐃᑦ[4]	Nanuit[4]	0	3	1	5	0	2
Tundra grizzly[5]	ᐊᒃᓚᐃᑦ[5]	Akhait[5]	1	6	4	3	7	4
Wolf[6]	ᐊᒪᕈᐃᑦ[6]	Amagut[6]	48	57	93	83	29	62
Arctic fox[7]	ᑎᓇᒐᓐᓂᐊᑦ[7]	Tigiganiat[7]	318	131	53	12	462	195
Coloured fox[8]	ᖃᑯᓐᖏᑦᑐᑦ ᑎᓇᒐᓐᓂᐊᑦ[8]	Kalaliit tigiganiat[8]	207	131	57	58	53	101
Muskrat[9]	ᐅᕕᓐᖓᕐᔪᐊᑦ[9]	Kivgaluk[9]	0	1	0	48	1	10
Wolverine[10]	ᖃᕝᕕᑦ[10]	Kalvik[10]	51	104	78	60	88	76
Arctic hare	ᐅᑲᓖᑦ	Ukalik	17	4	0	3	11	7
Arctic ground squirrel	ᓱᒃᓱᑦ	Hikhik	433	82	363	433	351	332
Seals (unspecified)[11]	ᓯᖕᑯᓖᑦ[11]	Natiit[11]	5	372	253	1	140	154
Ringed seal	ᓇᑦᓱᑦ	Natiinat	221	0	7	257	149	127
Bearded seal	ᐅᒡᔪᐃᑦ	Ukyuk	2	2	1	2	3	2
Hooded seal	ᐊᐸᐃᑦ	Nahakakaktutut ittut natiit	0	0	1	0	0	< 1
Beluga	ᖃᑯᑦᑕᑦ ᕿᓚᓗᒐᑦ	Kilalugak	5	0	0	0	0	1
Geese (unspecified)	ᓂᑦᓖᑦ	Kanguk	0	14	32	12	0	12
Snow goose	ᑲᖑᐃᑦ	Kanguq	19	14	19	11	21	17
Canada goose	ᓂᑦᓖᑦ ᐅᓗᐊᒍᓖᑦ	Nikliknik	1,422	971	1,158	1,246	975	1,154
Ross's goose	ᖃᕝᕝᔪᐃᑦ	Kakat	0	0	0	3	0	1
Brant goose	ᓂᑦᓕᑦᓇᐃᑦ	Nirlirnaq	0	0	0	8	0	2
White-fronted goose	ᓂᑦᓖᑦ	Nirlivik	11	23	112	37	131	63
Old squaw	ᐊᒃᑭᐊᑦᔪᐃᑦ	Aahangik	6	0	18	0	0	5
Pintail	ᕐᒪᒧᐊᔫᑦ	Arnaviaq	1	0	0	3	0	1
Eider duck[12]	ᒥᑏᑦ[12]	Kingalik[12]	61	22	63	35	89	54
Tundra swan	ᕐᒪᔪᐃᑦ	Kukyuk	28	27	43	33	13	29
Common merganser	ᐸᐃᖅ	Nuyaralik	0	0	0	19	4	5
Red breasted merganser	ᑲᒃᓯᕐᑐᑦ	Red breasted merganser	0	0	0	11	0	2

431

Study Year/ᖃᐅᔨᓴᕐᕕᒃ ᐊᒃᕿᒍ/Ihivgiukimayut Ukiumi			1 96/97	2 97/98	3 98/99	4 99/00	5 00/01	Mean ᐊᓯᔾᒋᓪᕿᑎᓯᒪᔪᑦ Amigaitkiyait
Species	**ᐆᒪᔪᑦ**	**Umajuin**						
Lesser scaup	ᒥᑭᓂᖅᓴᑦ ᒥᑏᑦ ᐊᐃᑦᐸᖅᑭᑦ	Lesser scaup	0	0	0	3	3	1
White-winged scoter	ᖃᑯᑦᑕᓗᒃ ᐃᓴᓯᐊ ᐱᑦᓱᐅᓛᑦᐸᐃᑦ	White-winged scoter	0	0	4	0	0	1
Loon (unspecified)	ᑑᓪᓗᓪᑦ	Maligik	0	0	0	5	4	2
Common loon[13]	ᑑᓪᓗᕐᔪᐊᑦ[13]	Tuulik[13]	0	24	0	5	58	17
Arctic loon	ᑲᒡᓗᓗᓪᑦ	Maliriq	17	1	1	13	59	18
Yellow-billed loon[13]	ᑑᓪᓗᕐᔪᐊᑦ[13]	Tuulik[13]	0	3	0	2	0	1
Thick-billed murre	ᐊᑦᐸᐃᑦ	Thick-billed murre	0	1	0	0	0	< 1
Ptarmigan	ᐊᕿᒡᒋᑦ	Akilgik	21	98	314	143	276	170
Sandhill crane[14]	ᑕᑎᒡᒐᕐᔪᐊᑦ[14]	Tatilgaq[14]	0	0	0	10	6	3
Eggs (unspecified)[15]	ᒪᓐᓃᑦ[15]	Manniit[15]	0	0	0	32	352	77
Goose eggs[15]	ᑲᖑᐃᑦ ᒪᓐᓂᖅᑭᑦ[15]	Uluaguliit manniit[15]	901	126	48	159	124	272
Duck eggs[15]	ᒥᑏᑦ ᒪᓐᓂᖅᑭᑦ[15]	Tinmiat manniit[15]	207	0	51	149	0	81
Tundra swan eggs[15]	ᕿᒡᔪᐃᑦ ᒪᓐᓂᖅᑭᑦ[15]	Kukyut manniit[15]	0	11	0	0	0	2
Seagull eggs[15]	ᓇᐅᔭᐃᑦ ᒪᓐᓂᖅᑭᑦ[15]	Nauyat manniit[15]	0	0	2	0	0	< 1
Arctic char[16]	ᐃᖃᓗᒃᐲᑦ[16]	Ikaliviit[16]	5,053	8,959	8,042	11,477	9,061	8,518
Freshwater fish (unspecified)	ᑕᕆᐅᖑᓐᖅᑭᑦᑐᒥ ᐃᖃᓗᐃᑦ	Tahinik Ikaluit	0	0	0	0	22	4
Lake trout[17]	ᐃᓱᕋᐃᑦ[17]	Ikalukpik[17]	884	416	953	1,214	1,030	899
Northern pike	ᓯᒡᒍᓗᑦ	Hiulik	0	0	0	3	0	1
Arctic grayling	ᓱᓗᒃᐸᐅᒐᐃᑦ	Hulupaugaq	68	216	0	3	44	66
Whitefish	ᑲᕕᓯᓗᑦ	Kapihiliit	1,354	2,708	3,338	2,105	3,785	2,658
Burbot	ᑎᒃᑖᓗᑦ	Tiktaaliq	0	1	6	1	3	2
Arctic cisco	ᐅᑭᐅᕐᑐᒥ ᑲᕕᓯᓗᑦ	Kapihilik	0	7	0	3	0	2
Least cisco	ᒥᑭᓂᖅᓴᑦ ᑲᕕᓯᓗᑦ	Eetuuk	0	0	0	3	0	1
Inconnu[18]	ᑲᕕᓯᓗᕐᐸᐃᑦ[18]	Aanakhiik[18]	0	0	0	264	0	53
Cod[19]	ᐆᒪᐃᑦ[19]	Ugak[19]	921	535	610	1,190	585	768

[1-19]: See page 556 for community feedback and other sources of data.

[1-19]: ᑕᑯᒡ ᒪᕐᐱᑐᖅ 558 ᓄᓇᓗᑦ ᑭᐅᔪᑎᕐᑦ ᐊᒻᒪᓗ ᐊᓯᖅᑦ ᐱᒃᕕᐅᔪᑦ ᓈᒻᒪᐅᑎᓂᒃ.

[1-19]: Takulugu makpigaak 560 nunanit kiutjutinganik ovalo aalanik naunaiyautainik.

6.2.5

TABLE/ᓇᓗᓇᐃᔭᐅᑦ/NAUNAIKUTA 432

Annual hunter response — **All Years (June 1996 - May 2001)**

ᐊᒡᕋᒍᑕᒫᑦ ᐊᖑᓇᓱᒃᑏᑦ ᑭᐅᓂᖏᑦ — **ᑕᒪᐃᓐᓄᑦ ᐊᒡᕋᒍᓄᑦ (ᓱᕈᓂ 1996 - ᒪᐃ 2001)**

Angujauvaktu — **Tamamik ukiuni (June 1996 - May 2001)**

Study Year/ᖃᐅᔨᓴᕐᕕᒃ ᐊᒡᕋᒍ/Ihivgiukimayut Ukiumi			1	2	3	4	5	Total ᑲᑎᑦᑐᑦ Tamakiklugin
			96/97	97/98	98/99	99/00	00/01	
Hunter Response Categories	**ᐊᖑᓇᓱᒃᑏᑦ ᑭᐅᓂᖏᑦ ᐊᒡᒍᕐᒪᓂᖏᑦ**	**Angunahukpaktun Kiujait**						
Monthly hunter list	ᑕᕿᑕᒫᑦ ᐊᖑᓇᓱᒃᑏᑦ	Tatkitaman angunahuktut titigait	276	273	266	269	263	294*
Interview list	ᐊᐱᕐᓱᕋᓴᑦ	Apikiktan	189	186	177	181	175	201*
Hunters interviewed	ᐊᖑᓇᓱᒃᑏᑦ ᐊᐱᕐᓱᑦᑕᑦ	Angunahuktin apikhuktan	187	182	176	173	170	197*
Harvested	ᐊᖑᓇᓱᒃᑐᒥᓃᑦ	Angujaujut	129	118	123	128	126	175*
Response Rate (%)	ᑭᐅᔪᑦ ᖃᑦᓱᐅᓂᖏᑦ (%)	Kiujut (%)	76	77	81	79	86	80**

* Hunters registered/on interview list/interviewed/harvested at least once during the study.
** Mean annual response rate.

* ᐊᖑᓇᓱᒃᑏᑦ ᐊᑎᓕᐅᕐᒪᔪᑦ/ᐊᐱᕐᓱᕋᓴᓂᑦᑐᑦ/ᐊᐱᕐᓱᑦᑕᑦ/ᐊᖑᓇᓱᒃᑐᒥᓃᑦ ᐊᑕᐅᓯᐊᕐᓗᒍ ᐊᑐᑎᒃ ᖃᐅᔨᓴᕐᓂᕐᒥ.
** ᐊᔾᔨᒌᓕᕐᑎᓯᒪᔪᑦ ᐊᒡᕋᒍᑕᒫᑦ ᑭᐅᔪᑦ.

* Angunahuktin atiliukhimajut/apikhiktaujukhat/apikhiktaunikut/anguhimajut taipfumuna tahapkuan kaujihatatiplugin.
** Atjikilirhimajut ukiumun kiutjutaujut.

TABLE/ᓇᓗᓇᐃᔭᐅᑦ/NAUNAIKUTA 433

Recall period between harvest and interview, expressed as % of total harvest records — **All Years (June 1996 - May 2001)**

ᐅᑎᕐᕕᐅᔪᑦ ᐊᑯᕐᖓᓂ ᐊᖑᓇᓱᒋᓂᖓᑕ ᐊᒻᒪᓗ ᐊᐱᕐᓱᕐᑕᐅᓂᖓᑕ, ᓇᓗᓇᐃᕐᑕᑦ ᐃᒫᒃ % ᑲᑎᑦᑐᑦ ᐊᖑᓇᓱᒃᑕᑦ ᑎᑎᕐᕕᐅᒪᔪᑦ — **ᑕᒪᐃᓐᓄᑦ ᐊᒡᕋᒍᓄᑦ (ᓱᕈᓂ 1996 - ᒪᐃ 2001)**

Angunahuktin apikhuktaujut, iluakhagaujutl % tamakiklugit angujauhimajut umajut — **Tamamik ukiuni (June 1996 - May 2001)**

Study Year/ᖃᐅᔨᓴᕐᕕᒃ ᐊᒡᕋᒍ/Ihivgiukimayut Ukiumi			1	2	3	4	5	Total ᑲᑎᑦᑐᑦ Tamakiklugin
			96/97	97/98	98/99	99/00	00/01	
Recall Period	**ᐅᑎᕐᕕᐅᔪᑦ**	**Pigiakvia**						
≤ 3 months	≤ 3 ᑕᕿᑦ	≤ tatkin pingahut	100	100	100	99	98	99
4-6 months	4-6 ᑕᕿᑦ	tatkin hitaman 6nut	0	0	0	0	1	0
> 6 months	> 6 ᑕᕿᑦ	> 6 tatkin	0	0	0	1	1	0

TABLE/ᓇᓗᓇᐃᔭᐅᑦ/NAUNAIKUTA 434

Number of hunters harvesting each species

ᖃᑦᓯᐅᓂᖏᑦ ᐊᖑᓇᓱᒃᑏᑦ ᐊᖑᓇᓱᒃᐸᑦᑐᑦ ᐊᑐᓂᒃ ᐆᒪᔪᕐᓂᒃ

Angunahuktin angutivaktun umajunik

All Years (June 1996 - May 2001)

ᑕᒪᐃᓐᓄᑦ ᐊᒃᕿᒍᓄᑦ (ᔫᓂ 1996 - ᒪᐃ 2001)

Tamamik ukiuni (June 1996 - May 2001)

Study Year/ᖃᐅᔨᓴᕐᕕᒃ ᐊᒃᕿᒍ/Ihivgiukimayut Ukiumi			1 96/97	2 97/98	3 98/99	4 99/00	5 00/01	Total ᑲᑎᑦᑐᑦ Tamakiklugin
Species	**ᐆᒪᔪᑦ**	**Umajuin**						
Caribou	ᑐᒃᑐᐃᑦ	Tuktut	106	88	104	105	100	146
Musk-ox	ᐅᒥᒃᒪᐃᑦ	Umingmait	3	3	7	3	5	20
Moose	ᑐᒃᑐᕝᕕᐃᑦ	Tuktuvait	1		2	2	1	4
Polar bear#	ᓇᓄᐃᑦ#	Nanuit#	n/d	n/d	n/d	n/d	n/d	n/d
Tundra grizzly	ᐊᒃᓚᐃᑦ	Akhait	1	2	3	1	1	7
Wolf	ᐊᒪᕆᐃᑦ	Amagut	15	10	18	14	7	37
Arctic fox	ᑎᓇᒐᓐᓂᐊᑦ	Tigiganiat	20	13	9	4	10	32
Coloured fox	ᖃᑯᓐᖏᑦᑐᑦ ᑎᓇᒐᓐᓂᐊᑦ	Kalaliit tigiganiat	21	18	12	12	11	39
Muskrat	ᐅᕕᓐᖓᕐᔪᐊᑦ	Kivgaluk		1		3	1	4
Wolverine	ᖃᑉᕕᑦ	Kalvik	18	21	20	16	19	48
Arctic hare	ᐅᑲᓖᑦ	Ukalik	5	2		3	4	12
Arctic ground squirrel	ᓱᒃᓱᑦ	Hikhik	6	4	8	9	9	20
Seals (unspecified)	ᓯᖕᑯᓖᑦ	Natiit	2	20	18	1	12	37
Ringed seal	ᓇᑦᓱᑦ	Natiinat	17		5	14	15	34
Bearded seal	ᐅᒡᔪᐃᑦ	Ukyuk	1	1	1	2	3	4
Hooded seal	ᐊᐸᐃᑦ	Nahakakaktutut ittut natiit			1			1
Beluga	ᖃᑯᑦᑕᑦ ᕿᓚᓗᒐᑦ	Kilalugak	3					3
Geese (unspecified)	ᓂᑦᓖᑦ	Kanguk		1	1	1		3
Snow goose	ᑲᖑᐃᑦ	Kanguq	3	2	4	4	8	18
Canada goose	ᓂᑦᓖᑦ ᐅᓗᐊᒍᓖᑦ	Nikliknik	37	33	46	42	37	97
Ross's goose	ᖃᕐᕐᔪᐃᑦ	Kakat				1		1
Brant goose	ᓂᑦᓕᑦᓇᐃᑦ	Nirlirnaq				3		3
White-fronted goose	ᓂᑦᓖᑦ	Nirlivik	3	4	7	3	6	16
Old squaw	ᐊᒃᑭᐊᑦᔪᐃᑦ	Aahangik	1		1			1
Pintail	ᕿᒻᒧᐊᔫᑦ	Arnaviaq	1			1		2
Eider duck	ᒥᑏᑦ	Kingalik	7	2	5	4	6	15
Tundra swan	ᕿᒻᔪᐃᑦ	Kukyuk	5	2	8	4	5	14
Common merganser	ᐸᐃᖅ	Nuyaralik				1	1	1
Red breasted merganser	ᑲᒃᓕᕐᑐᑦ	Red breasted merganser				1		1
Lesser scaup	ᒥᑭᓂᕐᓴᑦ ᒥᑏᑦ ᐊᐃᑉᐸᖏᑦ	Lesser scaup				1	1	2

6.2.5

434

Study Year/ᖃᐅᔨᓴᕐᕕᒃ ᐊᒻᒪᒍ/Ihivgiukimayut Ukiumi			1 96/97	2 97/98	3 98/99	4 99/00	5 00/01	Total ᑲᑎᑦᑐᑦ Tamakiklugin
Species	**ᐆᒪᔪᑦ**	**Umajuin**						
White-winged scoter	ᖃᑯᑦᑕᓕᒃ ᐃᓴᓗᐊ ᐱᑦᓯᐅᓛᑦᐸᐃᑦ	White-winged scoter			1			1
Loon (unspecified)	ᑑᓪᓗᑦ	Maligik				2	1	3
Common loon	ᑑᓪᓕᑦᔪᐊᑦ	Tuulik		1		1	2	4
Arctic loon	ᑲᒡᓗᓗᑦ	Maliriq	2	1	1	1	4	7
Yellow-billed loon	ᑑᓪᓕᑦᔪᐊᑦ	Tuulik		1		1		1
Thick-billed murre	ᐊᑉᐸᐃᑦ	Thick-billed murre		1				1
Ptarmigan	ᐊᕿᒐᒋᑦ	Akilgik	1	4	9	6	9	22
Sandhill crane	ᑕᑎᒐᑦᔪᐊᑦ	Tatilgaq				2	1	2
Eggs (unspecified)	ᒪᓐᓃᑦ	Manniit				1	2	3
Goose eggs	ᑲᖑᐃᑦ ᒪᓐᓂᖏᑦ	Uluaguliit manniit	9	3	1	4	1	17
Duck eggs	ᒥᑏᑦ ᒪᓐᓂᖏᑦ	Tinmiat manniit	1		1	3		4
Tundra swan eggs	ᖁᒃᔪᐃᑦ ᒪᓐᓂᖏᑦ	Kukyut manniit		1				1
Seagull eggs	ᓇᐅᔭᐃᑦ ᒪᓐᓂᖏᑦ	Nauyat manniit			1			1
Arctic char	ᐃᖃᓗᒃᐱᑦ	Ikaliviit	68	56	67	83	69	123
Freshwater fish (unspecified)	ᑕᕆᐅᖑᓐᖏᑦᑐᒥ ᐃᖃᓗᐃᑦ	Tahinik Ikaluit					1	1
Lake trout	ᐃᓱᒋᐃᑦ	Ikalukpik	25	17	27	25	25	56
Northern pike	ᓯᒡᒍᓗᑦ	Hiulik				1		1
Arctic grayling	ᓱᓗᒃᐸᐅᒐᐃᑦ	Hulupaugaq	4	4		1	2	8
Whitefish	ᑲᕕᓯᓗᑦ	Kapihiliit	24	38	34	37	39	90
Burbot	ᑎᒃᑖᓗᑦ	Tiktaaliq		1	1	1	1	4
Arctic cisco	ᐅᑭᐅᑦᑕᑦᑐᒥ ᑲᕕᓯᓗᑦ	Kapihilik		1		1		2
Least cisco	ᒥᑭᓂᖅᑦ ᑲᕕᓯᓗᑦ	Eetuuk				1		1
Inconnu	ᑲᕕᓯᓕᑦᐸᐃᑦ	Aanakhiik				1		1
Cod	ᐆᒐᐃᑦ	Ugak	12	16	17	24	20	51

‡‡ No data are available corresponding to the harvest numbers shown in the harvest estimates table which were provided by DSD.

‡‡ ᑎᑎᕋᓯᒪᔪᓂᒃ ᐱᑕᖃᖏᑦᑐᖅ ᐱᒃᔪᑎᓕᖅᓂᒃ ᐊᖑᔭᑦ ᖃᑦᓯᐅᓂᖏᖅᓄᑦ ᐊᓚᒃᑲᐅᒪᔪᓄᑦ ᐊᖑᔭᓄᑦ ᓇᓚᐅᑦᓴᕈᑎᓂ ᑐᓂᔭᖏᖅᓂ ᐃᑯᐱᕐᕕᓕᕆᔨᑦ.

‡‡ Nahagauhimaitut titigakhimajunik pitman kanuk angujaukatakhimajunik kanukitunit pijaumajut ikupiktulikijinik.

6.2.5 Community Results Discussion: Kugluktuk

The survey frame:

An assessment of under-enumeration during the community visit indicated that there were very few Inuit hunters who were not registered in the Harvest Study. However it is estimated that there was one active hunter and three occasional hunters with assigned hunting rights who were not registered. As discussed in Section 5.2.1 the effect of this under-enumeration would have led to a downward bias of the harvest estimates. However, the extent of the bias is likely very small since the missing hunters only represent one percent of the total hunter population (Table 10).

There were no intensive hunters registered in Kugluktuk. Harvest estimates were calculated based on two classifications of hunters: occasional and active.

Survey coverage and non-response bias:

Response rates although good in most months, were lower in year 1 and in the first few months of year 2. In years 3 to 5 response rates were high in almost all months, with only the occasional month below 75%. As seen in Table 9 the consistent intentional non-response rate in Kugluktuk was low, at 0.5%, and was not thought to be a potential source of non-response bias.

Response rates were felt to be high enough and non-response bias low enough during years 2 to 5, with the exception of the first few months in year 2, to ensure that n did in fact constitute a sufficiently representative sample of N hunters. Readers should exercise caution when using the data collected during year 1 and the first few months of year 2 (June - August 1997) since the potential for both sampling error and non-response bias increases as response rates fall.

Measurement issues and response error:

It was reported during the community consultations that egg harvests were often under-reported. Further details are provided in the community feedback and other sources of data section below. Section 5.4 also contains a thorough discussion of this issue.

As seen in the recall period tables, the vast majority of harvest records were collected within three months of the harvest, thereby minimizing recall error.

As noted in the comments relating to arctic char, below, there was commercial fishing of char during the Harvest Study. The Fieldworker reported that most hunters did report their commercial harvests but that she was aware of one hunter in particular who fished commercially for arctic char but who was not on the interview list (this person was not selected during the sub-sampling in this community). Harvest estimates should be considered to include the subsistence harvest and most of the commercial harvest.

There was also one harvest of caribou that was reported to be sold commercially. This entry was removed from the database and can be viewed in Table 4.

Community feedback and other sources of data:

1. **Caribou:** Caribou harvesting consisted of both barren-ground caribou and island caribou. Also, some hunters did not specify the type of caribou harvested. For the purpose of calculating harvest estimates they were combined into one category.
2. **Musk-ox:** Harvest estimates seem too low. The HTO Board estimates that the subsistence harvest was closer to about 40 per year (C.F.). DSD was contacted for more information on quotas and annual harvests. The local Wildlife Officer confirmed that in the three management zones for musk-ox Kugluktuk hunters would usually take at least 40 animals annually for subsistence (DSD MXd).
3. **Moose:** Harvest estimates seem too low. The community reports that hunters usually take between 5 and 7 animals annually (C.F.).
4. **Polar bear:** Numbers displayed are not estimates but confirmed harvest numbers supplied by DSD (DSD PB).
5. **Tundra grizzly:** Harvest estimates seem to be in the right range. DSD was contacted for more information with regards to the grizzly harvest. They confirmed that the harvest was approximately 3 bears per year over the five years of the Harvest Study.

6 **Wolf:** Harvest estimates seem a little low (C.F.). Wolves tend to be more abundant when there are more caribou around. Readers will note that the highest harvest year for caribou corresponds with higher harvesting of wolves as well. Data were obtained from DSD detailing the number of pelts sold by hunters. DSD reports were available for 1999/2000 and 2000/2001 (years 4 and 5) and indicate that 92 wolf pelts were purchased in 1999/2000 (year 4) and 33 were purchased in 2000/2001 (year 5) (note that DSD data are based on harvest years that run from July to June, whereas Harvest Study data are based on harvest years that run from June to May) (DSD FB). Based on this information the harvest estimates do appear a little low but are in the right range.

7 **Arctic fox:** Harvest estimates seem a little low (C.F.). Again, DSD provided reports for 1999/2000 and 2000/2001 (years 4 and 5) which indicated that 168 arctic fox pelts were purchased in 1999/2000 (year 4) and 246 were purchased in 2000/2001 (year 5) (note that DSD data are based on harvest years that run from July to June, whereas Harvest Study data are based on harvest years that run from June to May) (DSD FB). This information indicates that the harvest estimates for year 4 appear low but that the year 5 estimate may be too high. When both years are considered together harvest estimates appear to be in the right range.

8 **Coloured fox:** Similar to arctic fox, estimates seem to be a little low (C.F.). DSD reports indicate that 196 coloured fox pelts were purchased in 1999/2000 (year 4) and 128 were purchased in 2000/2001 (year 5) (note that DSD data are based on harvest years that run from July to June, whereas Harvest Study data are based on harvest years that run from June to May) (DSD FB). Both of these figures are higher than harvest estimates and indicate that estimates are likely low.

9 **Muskrat:** Some are taken every year so data from years with little or no harvest seem inaccurate (C.F.).

10 **Wolverine:** Some estimates appear too low. The community reported that they usually harvest about 100 animals annually (C.F.). There is an ongoing monitoring program run by DSD where hunters are paid for their wolverine carcasses. Kugluktuk hunters were very cooperative and it is thought that they submitted 75% to 90% of their harvested carcasses. The number of carcasses collected annually during the Harvest Study varied between 89 and 103 (DSD WV), confirming the communities' estimate of a mean annual harvest of around 100 animals. Given this information it appears that Harvest Study estimates are in the right range in some years but low in others.

11 **Seals:** Most of the unidentified seals were likely ringed seals (C.F.).

12 **Eider duck:** Both king and common eiders are harvested by Kugluktuk hunters (C.F.).

13 **Loons:** Common loons are only seen occasionally, whereas yellow-billed loons are more common to the area. Harvest estimates should reflect this but do not, since common loons are shown to be taken in larger numbers (C.F.).

14 **Sandhill crane:** Harvest estimates seem low. Some are taken every year (C.F.).

15 **Eggs:** Egg harvest estimates look too low in most years for most species. Hunters reported that many people did not realize they were to report their egg harvests (C.F.).

16 **Arctic char:** Harvest estimates look accurate. The HTO Board reports that commercial fishing was done in about four areas during the study (C.F.). DFO records confirm that quotas were issued for experimental fisheries in these areas but did not indicate amounts caught (DFO F). Some commercial harvests were likely reported during the study but not all.

17 **Lake trout:** Harvest estimates seem accurate. The increase in harvesting in year 4 was due to fishing derbies being initiated (C.F.).

18 **Inconnu:** Hunters commented that these fish are not found in the area. They suspect that another fish was harvested that was not on the species list (C.F.).

19 **Cod:** Harvest estimates seem accurate. The increase in harvesting in year 4 was due to fishing derbies being initiated (C.F.).

6.2.5 ᓄᓇᓕᖕᓂ ᓴᖅᑭᑕᐅᔪᓂᒃ ᐅᖃᖃᑎᒌᒋᑎᑦ: ᖁᒡᓗᔅᑑᖅ

ᖃᐅᔨᓴᓂᐅᑉ ᐊᖅᑭᐅᒪᓂᖓ:

ᑐᑭᓯᔭᐅᓇᓱᑦᑎᓪᓗᒋᑦ ᐊᑎᓕᐅᓇᖕᒋᓗᐊᖕᓂᑦ ᓄᓇᓕᑦ ᐳᓚᕋᖅᑕᐅᑎᓪᓗᒋᑦ ᑕᓱᑎᑦᓯᓚᐅᖅᑐᑦ ᖃᑦᑏᓇᐅᓂᖏᓐᓂᑦ ᐃᓄᐃᑦ ᐊᖑᓇᓱᐊᖅᑏᑦ ᑎᑎᕋᖅᑕᐅᓯᒪᖏᑦᑐᓐ ᐊᖑᔭᐅᑯᑦᑐᓂᑦ ᖃᐅᔨᓴᓂᕐᒧᑦ. ᑭᓯᐊᓂᓕ ᓇᓚᐅᑦᑖᕐᑕᐅᔪᖅ ᐊᑕᐅᓯᖅᑕᖃᓚᐅᓇᐊᖓ ᐊᖑᓇᓱᐊᖏᓐᓇᖅᑐᒥᑦ ᐊᒻᒪ ᐱᖓᓱᓂᑦ ᐊᖑᓇᓱᐊᖃᐃᓐᓇᖃᑦᑕᖅᑐᓂᑦ ᑐᓂᔭᐅᓯᒪᔪᓂᑦ ᐊᖑᓇᓱᐊᕈᓐᓇᓂᕐᒧᑦ ᐱᔪᓐᓇᐅᑎᒥᑦ ᑎᑎᕋᖅᑕᐅᓯᒪᓚᐅᖏᑦᑐᓂᑦ. ᐅᖃᐅᓯᐅᒻᒪᑕ ᓈᓴᐅᑎᒥ 5.2.1 ᑕᒪᑐᒪ ᐊᑎᓕᐅᓇᖕᒋᓗᐊᕈᑎᐅᑉ ᐱᔪᑕᐅᓂᖓ ᐊᑦᑎᑑᑦᓕᑎᑦᓯᒪᒐᔭᖅᑐᐃᑦ ᐆᒪᔪᖅᑕᐅᑑᑦᑐᑦ ᖃᑦᓯᐅᑑᓂᖏᓐᓂᒃ. ᑭᓯᐊᓂᓕ, ᖃᓄᑎᒋᐅᓂᖓ ᑭᐅᖃᑕᖏᓐᓂᑉ ᒥᑭᔪᒻᒪᓇᐅᔪᖅ ᑭᖑᑯᑦᐃᑐᐃᓐᓇᖅᖓᓐ ᐊᑕᐅᓯᖅᒥᑦ ᑭᒻᒪᑐᐃᑐᐃᓐᓇᖅᖓᓐ ᐊᖑᓇᓱᐊᕈᓐᓇᓂᕐᒧᑦ ᐱᔪᓐᓇᐅᑎᒥᑦ ᑎᑎᕋᖅᑕᐅᓯᒪᓚᐅᖏᑦᑐᓂᑦ. ᐅᖃᐅᓯᐅᒻᒪᑕ ᓈᓴᐅᑎᒥ 5.2.1 ᑕᒪᑐᒪ ᐊᑎᓕᐅᓇᖕᒋᓗᐊᕈᑎᐅᑉ ᐱᔪᑕᐅᓂᖓ ᐊᑦᑎᑑᑦᓕᑎᑦᓯᒪᒐᔭᖅᑐᐃᑦ ᐆᒪᔪᖅᑕᐅᑑᑦᑐᑦ ᖃᑦᓯᐅᑑᓂᖏᓐᓂᒃ. ᑭᓯᐊᓂᓕ, ᖃᓄᑎᒋᐅᓂᖓ ᑭᐅᖃᑕᖏᓐᓂᑉ ᒥᑭᔪᒻᒪᓇᐅᔪᖅ ᑭᖑᔪᑦᐃᓂᖅ ᐊᖑᓇᓱᐊᖅᑎᒥᑦ ᑭᒻᒪᑐᐃᑐᐃᓐᓇᖅᖓᓐ ᐊᑕᐅᓯᖅᒥᑦ ᐳᓯᑦᒥᑦ ᑲᑎᑦᓗᒋᑦ ᐊᖑᓇᓱᐊᖃᑦᑕᖅᑐᖅ (ᐊᑕᐅᓯᖅ 100-ᓂᑦ) (ᓇᓕᖅᑲᖅ 10).

ᐊᖑᓇᓱᐊᖏᓐᓇᖅᑐᒥᑦ ᑎᑎᕋᖅᑕᐅᓯᒪᔪᖅᑲᐅᖏᑦᑐᖅ ᖁᒡᓗᔅᑑᒥ. ᐊᖑᔪᑕᐅᑦᑐᓄᑦ ᓇᓚᐅᑦᑖᕐᑕᐅᔪᐃᑦ ᖃᐅᔨᓴᓱᐊᖅᑕᐅᖃᑦᑕᓚᐅᖅᑐᐃᑦ ᐃᓕᖓᑦᓗᓂ ᒪᕐᕉᓐ ᐊᖑᓇᓱᐊᖅᑎᐅᔫᓐ. ᐊᖑᓇᓱᐊᓚᐅᖃᑦᑕᖅᑐᖅ ᐊᒻᒪ ᐊᖑᓇᓱᐊᖏᓐᓇᖅᑐᖅ.

6.2.5

ᖃᐅᔨᓴᖅᑕᐅᔪᑦ ᐊᒻᒪ ᐃᓚᓕᐅᓇᔭᐅᔪᖏᑦᑐᑦ ᑭᐅᓐᖏᑦᑐᑦ:

ᑭᐅᖃᑦᑕᓂᐅᔪᐃᑦ ᐱᐅᒐᓗᐊᖅᑎᓪᓗᒋᑦ ᐃᓚᖏᓐᓂ ᑕᖅᑭᐅᔪᓂ, ᐊᑉᐸᓯᓐᓂᖅᓴᐅᓚᐅᖅᑐᐃᑦ ᐊᕐᕋᒍ 1-ᒥ ᐊᒻᒪ ᓯᕗᓪᓕᐸᓂ ᑕᖅᑭᐅᔪᓂ ᐊᕐᕋᒍ 2-ᒥ. ᐊᕐᕋᒍ 3-ᒥ 5-ᒧᓐ ᑭᐅᖃᑦᑕᓂᐅᔪᑦ ᖁᓐᑭᓯᓚᐅᖅᑐᓐ ᑕᖅᑭᓕᒐᓗᓐᓂ, ᐃᓛᓐᓂᓚᐅᔭᓐ ᑕᖅᑭᐅᔪᒥ ᐊᑖᓂᖃᑦᑕᖅᑐᑎᒃ 75%. ᑕᑎᑦᓯᒻᒪᑕ ᓇᓚᖅᑲᒥ 9 ᐱᔅᓇᓪᓗᑎᒃ ᑭᐅᑦᑕᐃᓕᑦᓴᐃᓐᓇᐸᑦᑐᑦ ᖁᒡᓗᔅᑑᒥ ᐊᑉᐸᓯᓚᐅᖅᑐᖅ, ᐅᑭᓂ 0.5 ᐳᓯᑦᒥ, ᐊᒻᒪ ᐃᓱᒪᒋᔭᐅᓚᐅᓐᖏᑦᑐᖅ ᐱᒍᑕᐅᑐᐃᓐᓇᓇᖃᖅᓂᒃᑯᓂᒃ ᑭᐅᑭᓐᖏᑦᑐᓂᒃ ᐃᓚᓕᐅᓇᖕᒋᓗᐊᖕᓂᕐᒧᑦ.

ᑭᐅᑦᑎᒋᓂᖏᑦ ᐊᒥᓲᑦᑎᐊᕋᓱᒋᔭᐅᓚᐅᖅᑐᑦ ᐊᒻᒪᓗ ᑭᐅᑭᓐᖏᑦᑐᑦ ᐅᓄᓗᐊᕋᑎᒃ ᐊᕐᕋᒍ 2-ᒥ 5-ᒧᑦ, ᐱᖏᑕᑐᐊᓇᓪᓗᒋᑦ ᓯᕗᓪᓕᐸᓐ ᑕᖅᑭᓐ ᐊᕐᕋᒍ 2-ᒥ, ᑖᔅᓯᐊ ᐊᐱᖅᓯᖅᑕᐅᑦᑐᑦ ᖃᑦᑎᐅᓂᖏᑦ ᒥᑦᓴᐅᓯᓯᒪᑦᑎᐊᕐᓂᖏᓐᓂᒃ ᐊᖑᓇᓱᑦᑎᓂᒃ ᐊᑎᖃᖃᑕᐅᔪᓂᒃ. ᐅᖃᓕᒫᖅᐸᑦᑐᑦ ᐅᔾᔨᖅᑐᒋᐊᖃᖅᑐᑦ ᐊᑐᕐᓂᐊᕈᓐᓴᒃ ᐊᑦᓚᑕᐅᓯᒪᔪᐃᑦ ᓄᐊᑕᐅᓯᒪᔪᑦ ᐊᕐᕋᒍ 1-ᒥ ᐊᒻᒪ ᓯᕗᓪᓕᐸᒥ ᑕᖅᑭᒋᔭᖏᓐᓂ ᐊᕐᕋᒍ 2 (ᔫᓂᒥᑦ ᐋᔨᒌᓯᒍᑦ 1997) ᓄᐊᑕᐅᓯᒪᔪᑦ ᑕᒻᒪᖅᓯᒪᐅᖅᑐᑦ ᐊᒻᒪᓗ ᑭᐅᑭᓐᖏᑦᑐᓂᒃ ᐃᓚᓕᐅᓇᖕᒋᓗᐊᕐᓕᑦ ᐱᑭᓪᓕᐊᓱᖑᒻᒪᑕ ᑭᐅᑦᑎᒋᓂᖏᑦ ᑲᑕᔅᔫᒻᒥᔭᕐᖓᑕ.

ᓱᖅᑯᐃᖅᓯᔫᑎᓄᓕᖓᔪᑦ ᐊᒻᒪ ᑭᐅᔫᑎᑦ ᑕᒻᒪᖅᓯᒪᐅᖅᑐᑦ:

ᐅᖃᐅᓯᐅᓚᐅᖅᑐᖅ ᓄᓇᓕᖕᓂᑦ ᐅᖃᖃᑎᖃᖃᑕᓂᕐᒥ ᒪᓐᓂᑦ ᓄᐊᑕᐅᔪᐃᑦ ᐅᖃᐅᓯᖃᑕᖏᓗᐊᓇᖏᑦ. ᓇᓗᓇᐃᔭᓇᖅᑲᓐᓂᕈᑎᑦ ᐊᑐᐃᓐᓇᑎᑕᐅᔪᑦ ᓄᓇᓕᖕᓄᑦ ᑭᐅᑭᓐᖏᑦᑐᓂᑦ ᐊᑦᓚᑕᐅᓯᒪᔪᖅᑐᖅ ᐊᒻᒪᓗ ᐊᓯᖏᓐᓂᑦ ᐊᓪᓚᑕᐅᓯᒪᔪᓂᒃ ᓈᓴᐅᑎᓐᓂᑦᑐᓂᒃ ᐊᑖᓂ. ᐊᐃᑦᑐᖅᓯᒪᔪᐃᑦ 5.4 ᐃᓗᓕᖅᑲᕐᒥᔪᐃᑦ ᐅᖃᖃᑎᒌᔪᑕᐅᓂᖓᓂᑦ ᑲᒪᒋᔭᕆᐊᖃᖅᑑᑦ.

ᑕᐃᒫᒃ ᑕᑎᑦᓯᒻᒪᑕ ᓇᓕᖅᑲᓐᓂᑦᑐᑦ ᐊᑯᑦᑐᓂᖏᑦ ᐃᖅᑲᐅᒪᔭᕆᐊᖃᖅᐸᑦᑕᖏᑦ, ᐊᒥᓲᓂᕐᓴᐅᔪᐃᑦ ᐊᖑᔭᐅᑯᑦᑐᓄᑦ ᑎᑎᖃᕐᖁᑎᐅᔪᐃᑦ ᓄᐊᑕᐅᖃᑕᓚᐅᖅᑐᐃᑦ ᐃᓗᐊᓂ ᐱᖓᓱᓐ ᑕᖅᑭᓐ ᐊᖑᓇᓱᐊᖃᑕᓂᕐᒧᑦ, ᑕᒪᓐᓇ ᐱᓪᓗᒍ ᒥᑭᓪᓕᒋᐊᖅᑎᑦᑎᓂᖅ ᐅᐃᒍᑐᐃᓐᓇᕆᐊᖃᓂᕐᒥᑦ.

ᐅᖃᐅᓯᐅᓯᒪᖓᓂᑎᑐᓐ ᐃᖃᓗᐃᑦ, ᐊᑖᓂ, ᑮᓇᐅᔭᓕᐅᕈᑕᐅᓚᓱᐊᖅᑐᓂᑦ ᐃᖃᓗᓚᓱᐊᖅᑐᖃᖃᑕᓚᐅᖅᑐᖅ ᐊᖑᔭᐅᔪᓂᑦ ᖃᐅᔨᓴᖅᑐᖃᖅᑎᓪᓗᒍ. ᓄᓇᓕᖕᓂ ᓈᓴᐃᔨᑦ ᐅᖃᓚᐅᖅᑐᐃᑦ ᐊᖑᓇᓱᐊᖅᑎᓕᓚᔭᓗᐃᑦ ᐅᖃᐅᓯᖃᖃᑕᓚᐅᓇᐊᖏᑦ ᑭᓇᐅᔭᓕᐅᕈᑎᒋᓇᓱᐊᖅᑕᒥᓂᒃ ᐃᖃᓗᑦᑕᒥᓂᕐᒥᓂᒃ ᑭᓯᐊᓂ ᐅᖃᓚᐅᖅᑐᖅ ᖃᐅᔨᒪᓂᕐᖅᑐᓂ ᐊᖑᓇᓱᐊᖅᑎᒥᑦ ᐃᖃᓗᓚᓱᐊᖃᑦᑕᖅᑐᒥᑦ ᑭᓇᐅᔭᓕᐅᕈᑎᒋᓇᓱᐊᕐᓗᒋᑦ ᑭᓯᐊᓂ ᐊᐱᖅᓯᕐᓴᐅᔪᓂ ᑎᑎᕋᖅᑕᐅᓯᒪᓚᐅᖏᑦᑐᖅ (ᑖᓐᓇ ᐃᓄᒃ ᓂᕈᐊᖅᑕᐅᓚᐅᖏᑦᑐᖅ ᖃᐅᔨᓴᓱᐊᖅᑎᓪᓗᒋᑦ ᓄᓇᓕᖕᓂ). ᐃᖃᓗᑦᑕᐅᑦᑐᐃᑦ ᓇᓚᐅᑦᑖᕐᑕᐅᓂᖏᑦ ᐃᓱᒪᒋᔭᐅᔭᓇᐊᖃᖅᑐᐃᑦ ᐃᓚᖃᓇᐊᖓ ᓂᕈᒃᓴᐅᔪᓂᑦ ᐊᒻᒪ ᑮᓇᐅᔭᓕᐅᕈᑕᐅᓇᓱᐊᖅᑐᓄᑦ ᐃᖃᓗᑦᑕᐅᖃᑕᓕᓚᔭᓂᑦ.

ᑐᑦᑐᑕᐅᔪᒥᑦ ᐅᖃᐅᓯᐅᔪᖃᓚᐅᕐᒥᔪᖅ ᓂᐅᕈᑎᒥᓂᐅᒋᐊᖓ ᑮᓇᐅᔭᓕᐅᕈᑕᐅᓚᓱᐊᕐᓗᓂ. ᑎᑎᕋᖅᑕᐅᓯᒪᔪᖅ ᐲᖅᑕᐅᓚᐅᖅᑐᖅ ᑎᑎᖃᕐᖁᑎᓂᑦ ᐊᒻᒪ ᑕᑯᔭᐅᔪᓇᖅᑐᖅ ᑎᑎᕋᖅᓯᒪᔪᓂ 4.

ᓄᓇᓕᒻᒥ ᑭᐅᔫᑎᑦ ᐊᒻᒪᓗ ᐊᓯᖏᑦ ᐊᓪᓚᑕᐅᓯᒪᔪᑦ:

1 **ᑐᒃᑐᐃᑦ:** ᑐᑦᑐᑕᐅᖃᑦᑕᖅᑐᐃᑦ ᐃᓚᖃᖅᑐᓐ ᐊᑐᓂ ᓄᓇᑐᐃᓐᓇᖅᒥ ᐊᒻᒪ ᕿᑭᖅᑕᒥ ᑐᑦᑐᓂᑦ. ᐊᒻᒪᑕᐅᖅ, ᐃᓚᖏᓐ ᐊᖑᓇᓱᐊᖅᑏᑦ ᓇᓗᓇᐃᖅᓯᓚᐅᖏᒻᒥᔪᐃᑦ ᖃᓄᐃᑦᑐᔭᕆᐊᖓ ᑐᑦᑐᑕᖓ. ᖃᐅᔨᓴᓱᐊᓐᓂᕐᒧᑦ ᑐᑦᑐᑕᐅᑦᑐᓂᑦ ᓇᓚᐅᑦᑖᓂᕐᒧᑦ ᑲᑎᑕᐅᓚᐅᖅᑑᒃ ᐊᑕᐅᓯᕐᒧᑦ.

2 **ᐅᒥᖓᒪᐃᑦ:** ᐱᔭᐅᑦᑐᑦ ᖃᑦᑎᐅᓂᖏᑦ ᐊᑦᑎᓗᐊᖅᑑᔭᖅᑐᑦ. ᐆᒪᔪᓐᓂᐊᑎᒃᑯᓐ ᑲᑎᒪᔨᖏᑦ ᓇᓚᐅᑦᑖᓚᐅᖅᑐᐃᑦ ᓂᕈᒃᓴᐅᓂᖅᓴᐅᓂᕐᖅᑕᐅᓪᓗᓂ 40 ᐊᕐᕋᒍᑕᒫᓐ(C.F.). ᐃᑯᐱᕝᕙᓪᓕᔨᒃᑯᓐ ᖃᐅᔨᒋᐊᕐᕙᐅᓚᐅᕐᖓᑕ ᑐᑭᓯᒃᑲᓂᕈᑎᒃᓴᓄᑦ ᐱᓪᓗᒋᑦ ᐅᒥᒻᒪᑕᐅᔪᓐᓇᖅᑐᐃᑦ ᐊᒻᒪ ᐊᕐᕋᒍᑕᒫᓐ ᐅᒥᒻᒪᑕᐅᑦᑐᓂᑦ. ᓄᓇᓕᖕᓂ ᐆᒪᔪᓐᓂᐊᖅᑎ ᓇᓗᓇᐃᖅᓯᓚᐅᖅᑐᖅ ᐱᖓᓱᓂ ᐊᐅᓚᑦᑎᕕᐅᔪᓂ ᐅᒥᒻᒪᓐᓂᓐ ᖁᓪᓗᖅᑑᖅᒥ ᐊᖑᓇᓱᐊᖅᑏᑦ 40-ᓂᑦ ᐅᒥᒻᒪᖃᑕᓲᓐ ᐊᕐᕋᒍᑕᒫᓐ ᓂᕈᒃᓴᓇᓂᐊᕐᓗᒋᑦ (DSD MXd).

3 **ᑐᒃᑐᑯᐃᑦ:** ᐱᔭᐅᑦᑐᑦ ᖃᑦᑎᐅᓂᖏᑦ ᐊᑦᑎᓗᐊᖅᑑᔭᖅᑐᑦ. ᓄᓇᓕᐅᔪᐃᑦ ᐅᖃᖅᑐᐃᑦ ᐊᖑᓇᓱᐊᖅᑏᑦ ᑐᒃᑐᑯᖃᑦᑕᖅᓴᑕ ᐊᑯᓐᓂᐊᓂ 5 ᐊᒻᒪ 7 ᐊᕐᕋᒍᑕᒫᓐ (C.F.).

4 **ᓇᓄᐃᑦ:** ᓈᓴᐅᑎᑦ ᑕᑯᔭᒃᓴᐅᔪᑦ ᒥᑦᓴᐅᓯᕈᑎᑐᐃᓐᓇᐅᖏᑦᑐᑦ ᑭᓯᐊᓂ ᓈᓴᖅᑕᐅᓯᒪᓪᓚᑦᑖᖅᑐᑦ ᓄᓇᕗᑦ ᒐᕙᒪᒃᑯᑦ ᐃᑯᐱᕝᕙᓪᓕᔨᒃᑯᖏᑦᑐᓐ (DSD PB).

5 **ᐊᒃᑕᒃ ᒃᔪᖅ:** ᐱᔭᐅᑦᑐᑦ ᖃᑦᑎᐅᓂᖏᑦ ᓇᓛᓂᕐᖁᔨᔪᑦ. ᐃᑯᐱᕝᕙᓪᓕᔨᒃᑯᓐ ᖃᐅᔨᒋᐊᕐᕙᐅᓚᐅᕐᖓᑕ ᑐᑭᓯᒃᑲᓂᕈᑎᒃᓴᓄᑦ ᐱᓪᓗᒋᑦ ᐊᒃᑕᒃ ᒃᔪᖅ ᐊᖑᔭᐅᔭᕐᑕᖅᑐᐃᑦ. ᓇᓗᓇᐃᖅᓯᓚᐅᖅᑐᐃᑦ ᐊᖑᔭᐅᖃᑕᓇᖏᑦᑕ ᐱᖓᓱᓚᓗᐃᑦ ᓇᓄᐃᑦ ᐊᕐᕋᒍᑕᒫᓐ ᑕᓚᒪᓂ ᐊᕐᕋᒍᓂ ᐊᖑᔭᐅᑦᑐᓂ ᖃᐅᔨᓴᖅᑐᖃᖅᑎᓪᓗᒍ.

6 **ᐊᒪᕈᖅ:** ᐊᖑᔭᐅᖃᑦᑕᖅᑐᐃᑦ ᓇᓚᐅᑦᑖᕐᑕᐅᓂᖏᑦ ᐊᑉᐸᓯᑦᑐᔭᖅᑐᖅ. (C.F.). ᐊᒪᕈᖃᖅᓂᖅᓴᐅᔭᑦᑐᖅ ᑐᑦᑐᖃᖅᓂᖅᓴᐅᑎᓪᓗᒍ. ᐅᖃᓚᒫᖅᑎᐅᔪᐃᑦ ᖃᐅᔨᓂᐊᖅᑐᐃᑦ ᖁᑭᓯᓐᓂᕐᐸᒥ ᑐᑦᑐᖃᑕᓂᐅᑦᑐᖅ ᐊᕐᕋᒍᔪᒥ ᐊᑕᐅᑎᑯᖃᑎᖃᖃᑕᕐᖓᓐ ᐊᒪᕈᖃᐅᓛᖓᖃᑦᑕᖅᑐᓂ. ᑎᑎᖃᐃᑦ ᐱᔭᐅᓚᐅᖅᑐᐃᑦ ᐃᑯᐱᕝᕙᓪᓕᔨᒃᑯᓐᓂᑦ ᓇᓗᓇᐃᔭᐃᓯᒪᔪᐃᑦ ᐊᒥᓲᓂᖏᓐᓂᑦ ᐊᒦᑦ ᓂᕈᑦᑕᐅᓚᐅᖅᑐᐃᑦ ᐊᖑᓇᓱᐊᖅᑎᓄᑦ.

ᐃᑯᐊᖅᑕᓇᓗᒃᑯᓐ ᐅᓂᒃᑳᓕᐊᖏᑦ ᐊᑐᐃᓐᓇᐅᓚᐅᖅᑐᐃᑦ 1999/2000-ᒧᑦ ᐊᒻᒪ 2000/2001-ᒧᑦ (ᐊᕐᕌᒍ 4 ᐊᒻᒪ 5) ᐊᒻᒪ ᓇᓗᓇᐃᖅᓯᔪᐃᑦ 92 ᐊᒪᕈᐃᑦ ᐊᒥᖏᑦ ᓂᐅᕕᐊᓇᔭᐅᓚᐅᓇᐊᖑᖓ 1999/2000ᒥ (ᐅᑭᐅᖓᓐᓂ 4) ᐊᒻᒪ 33 ᓂᐊᕕᐊᖑᒍᓚᐅᖅᑐᓐ 2000/2001-ᒥ (ᐅᑭᐅᖓᓐᓂ 5) (ᖃᐅᔨᒪᒋᑦ ᐃᑯᐊᕝᕕᓇᓗᒃᑯᑦ ᓈᓴᐅᑎᖏᑦ ᒪᓕᒻᒪᑦ ᐱᒋᐊᕐᕕᖃᖅᑐᒥᒃ ᔪᓚᐃᒥᑦ ᔫᓂᒧᑦ, ᖃᐅᔨᓴᓂᒧᑦ ᐊᓪᓚᐅᓯᒪᔪᐃᑦ ᒪᓕᒻᒪᑦ ᐱᒋᐊᕐᕕᒋᓪᓗᒍ ᔫᓂᒥᑦ ᒪᐃᒧᑦ) (DSD FB). ᐃᓕᖓᓗᓂ ᑖᒃᑯᓄᖓ ᑐᑭᓯᒃᑲᓂᕈᑎᒃᓴᐅᔪᓄᑦ ᐊᖑᔭᐅᑦᑐᓄᑦ ᓇᓚᐅᑖᑦᑕᐅᓯᒪᔪᐃᑦ ᐊᑉᐸᓯᑦᑐᔭᖅᑐᒐᓗᐊᖅ ᑭᓯᐊᓂ ᑕᒫᓂᑎᐊᖅᑐᐃᑦ.

7 **ᑎᓇᒐᓂᐊᖅ:** ᐊᖑᔭᐅᖃᑦᑕᖅᑐᐃᑦ ᓇᓚᐅᑖᑦᑕᐅᓂᖏᑦ ᐊᑉᐸᓯᑦᑐᔭᖅᑐᖅ. (C.F.). ᐊᒻᒪᓯᓕ, ᐃᑯᐊᕝᕕᓇᓗᒃᑯᓐ ᐅᓂᒃᑳᓕᐊᖏᑦ ᐊᑐᐃᓐᓇᐅᓚᐅᖅᑐᐃᑦ 1999/2000-ᒧᑦ ᐊᒻᒪ 2000/2001-ᒧᑦ (ᐊᕐᕌᒍ 4 ᐊᒻᒪ 5) ᐊᒻᒪ ᓇᓗᓇᐃᖅᓯᔪᐃᑦ 168 ᑎᓇᒐᓂᐊᓐ ᐊᒥᖏᑦ ᓂᐅᕕᐊᓇᔭᐅᓚᐅᓇᐊᖑᖓ 1999/2000ᒥ (ᐅᑭᐅᖓᓐᓂ 4) ᐊᒻᒪ 246 ᓂᐊᕕᐊᖑᒍᓚᐅᖅᑐᓐ 2000/2001-ᒥ (ᐅᑭᐅᖓᓐᓂ 5)(ᖃᐅᔨᒪᒋᑦ ᐃᑯᐊᕝᕕᓇᓗᒃᑯᑦ ᓈᓴᐅᑎᖏᑦ ᒪᓕᒻᒪᑦ ᐱᒋᐊᕐᕕᖃᖅᑐᒥᒃ ᔪᓚᐃᒥᑦ ᔫᓂᒧᑦ, ᖃᐅᔨᓴᓂᒧᑦ ᐊᓪᓚᐅᓯᒪᔪᐃᑦ ᒪᓕᒻᒪᑦ ᐱᒋᐊᕐᕕᒋᓪᓗᒍ ᔫᓂᒥᑦ ᒪᐃᒧᑦ) (DSD FB). ᑖᒃᑯᐊ ᑐᑭᓯᒃᑲᓂᕈᑎᒃᓴᐃᑦ ᓇᓗᓇᐃᖅᓯᔪᐃᑦ ᑎᓇᒋᓂᐊᖅᑕᐅᖃᑦᑕᖅᑐᐃᑦ ᓇᓚᐅᑖᑦᑕᐅᓂᖏᑦ ᐊᕐᕌᒍ 4-ᒧᑦ ᐊᑉᐸᓯᑦᑐᔭᖅᑐᖅ ᑭᓯᐊᓂ ᐊᕐᕌᒍ 5-ᒥ ᓇᓚᐅᑖᑦᑕᐅᔪᓐ ᖁᕝᕙᓯᓗᐊᑐᐃᓐᓇᓇᐊᓐ. ᐊᑐᓂ ᐊᕐᕌᒍᒃ ᐊᑕᐅᑎᑰᖃᑕᑐᒋᔭᐅᑎᓪᓗᒋᒃ ᓇᓚᐅᑖᑦᑕᐅᔪᓐ ᑕᒫᓂᑎᐊᖅᑐᔭᖅᑐᓐ.

8 **ᑎᓇᒐᓂᐊᖅᐸᐃᑦ:** ᑎᓇᒐᓂᐊᑎᑐᓐ, ᓇᓚᐅᑖᑦᑕᐅᔪᐃᑦ ᐊᑉᐸᓯᓗᐊᖅᑐᔭᖅᑐᓐ (C.F.). ᐃᑯᐊᕝᕕᓇᓗᒃᑯᓐ ᐅᓂᒃᑳᓕᐊᖏᑦ ᓇᓗᓇᐃᖅᓯᔪᐃᑦ 196 ᑕᐅᑦᑐᓕᓐ ᑎᓇᒐᓂᐊᓐ ᐊᒥᖏᓐ ᓂᐅᕕᐊᓇᔭᐅᓚᐅᕐᖓᑕ 1999/2000-ᒥ (ᐊᕐᕌᒍ 4) ᐊᒻᒪ 128 ᓂᐅᕕᐊᖑᓪᓗᑎᒃ 2000/2001-ᒥ (ᐅᑭᐅᖓᓐᓂ 5) (ᖃᐅᔨᒪᒋᑦ ᐃᑯᐊᕝᕕᓇᓗᒃᑯᑦ ᓈᓴᐅᑎᖏᑦ ᒪᓕᒻᒪᑦ ᐱᒋᐊᕐᕕᖃᖅᑐᒥᒃ ᔪᓚᐃᒥᑦ ᔫᓂᒧᑦ, ᖃᐅᔨᓴᓂᒧᑦ ᐊᓪᓚᐅᓯᒪᔪᐃᑦ ᒪᓕᒻᒪᑦ ᐱᒋᐊᕐᕕᒋᓪᓗᒍ ᔫᓂᒥᑦ ᒪᐃᒧᑦ) (DSD FB). ᐊᑐᓂ ᓈᓴᐅᑎᐅᔫᒃ ᖁᕝᕙᓯᓐᓂᖅᓴᐅᔫᒃ ᐊᖑᔭᐅᑦᑐᐃᑦ ᓇᓚᐅᑖᑦᑕᐅᓂᖏᓐᓂᑦ ᐊᒻᒪ ᓇᓗᓇᐃᖅᓯᔪᖅ ᓇᓚᐅᑖᑦᑕᐅᔪᖅ ᐊᑉᐸᓯᑐᐃᓐᓇᓇᐊᖃᓂᖏᓐᓂᑦ.

9 **ᐊᕕᓐᖓᕐᔪᐊᑦ:** ᐃᓚᖓᖅᑕᐅᖏᓐᓇᖅᑐᐃᑦ ᐊᕐᕌᒍᑕᒫᓐ ᑕᒪᓐᓇ ᐱᓪᓗᒍ ᑎᑎᖃᐃᑦ ᐊᕐᕌᒍᓂ ᖃᑦᑏᓇᐃᓐ ᐱᑕᖃᖏᑐᓪᓘᓂ ᓯᓕᖏᑐᔭᖅᑐᓐ (C.F.).

10 **ᖃᕝᕕᑦ:** ᐊᖑᔭᐅᖃᑦᑕᖅᑐᐃᑦ ᓇᓚᐅᑖᑦᑕᐅᓂᖏᑦ ᐊᑉᐸᓯᑦᑐᔭᖅᑐᖅ. ᓄᓇᓕᐅᔪᐃᑦ ᐅᖃᖅᓯᒪᔪᑦ 100-ᐸᓗᓐᓂ ᖃᕝᕕᖃᕈᓇᐊᒥᑦ ᐊᕐᕌᒍᑕᒫᓐ (C.F.). ᖃᐅᔨᓴᐃᓐᓇᖅᑐᐃᑦ ᐃᑯᐊᕝᕕᓇᓗᒃᑯᓐ ᐊᖑᔭᓇᓱᐊᖅᑏᑦ ᐊᑭᓕᖅᑕᐅᖃᑦᑕᖅᑐᑎᒃ ᖃᕝᕕᖅᑕᒥᓂᖏᓐᓄᑦ. ᖁᓪᓗᖅᑑᒥ ᐊᖑᔭᓇᓱᐊᖅᑏᑦ ᐱᓕᕆᖃᑎᖃᑎᐊᓚᐅᖅᑐᐃᑦ ᐊᒻᒪ ᐃᓱᒪᒋᔭᐅᔪᖅ ᑐᓂᓯᓚᐅᓇᐊᖏᑕ 75-ᐳᓯᑦᑭᓐᓂᑦ 90-ᐳᓯᑦᒧᑦ ᖃᕝᕕᖅᑕᖏᑕ. ᐊᒥᓲᓂᖏᑦ ᖃᕝᕕᖅᑕᒥᓂᐅᔪᐃᑦ ᓄᐊᑕᐅᔪᐃᑦ ᐊᕐᕌᒍᑕᒫᓐ ᐊᖑᔭᐅᔪᐃᑦ ᖃᐅᔨᓴᖅᑕᐅᑎᓪᓗᒋᑦ ᐊᔾᔨᒌᓚᐅᖏᑦᑐᐃᑦ ᐊᑯᓐᓂᐊᓂ 89 ᐊᒻᒪ 103 (DSD WV), ᓇᓗᓇᐃᖅᓯᓗᓂ ᓄᓇᓕᐅᔪᐃᑦ ᓇᓚᐅᑖᖅᓯᒪᔭᖓ ᐊᕐᕌᒍᑕᒫᓐ ᐊᖑᔭᐅᔪᐃᑦ 100-ᐸᓗᒋᐊᖓ. ᐱᓪᓗᒋᑦ ᑖᒃᑯᐊ ᑐᑭᓯᒃᑲᓂᕈᑎᒃᓴᐃᑦ ᐃᓚᐃᑦᑐᔭᖅᑐᖅ ᐊᖑᔭᓂᑦ ᖃᐅᔨᓴᓂᒧᑦ ᓇᓚᐅᑖᑦᑕᐅᔪᐃᑦ ᑕᐃᓚᐃᑦᑎᐊᕝᕕᖓ ᐃᓚᖏᓐᓂ ᐊᕐᕌᒍᓂ ᑭᓯᐊᓂ ᐊᑉᐸᓯᑦᑐᓂ ᐃᓚᖏᓐᓂ.

11 **ᓇᑦᓯᑦ:** ᐊᑕᖏᑉᐸᓗᑦᑐᑎᒃ ᓇᓗᓇᐃᖅᑕᐅᓯᒪᖏᑦᑐᐃᑦ ᓇᑦᓱᑦ ᓇᑦᑎᑐᐃᓐᓇᐅᓚᐅᖑᖅᑐᓐ (C.F.).

12 **ᒥᑎᑦ:** ᐊᑐᓂ ᕿᖓᓕᑦ ᐊᒻᒪ ᒥᑎᑐᐃᓐᓇᐃᑦ ᐊᖑᔭᐅᔪᑦᑐᑦ ᖁᓪᓗᖅᑑᒥ ᐊᖑᓇᓱᐊᖅᑎᓄᑦ (C.F.).

13 **ᑑᓪᓕᑦ:** ᑐᓪᓕᑦ ᑕᑯᔭᐅᓚᐅᖃᑕᑐᐃᓐᓇᓲᓐ, ᑐᓪᓕᖅᔪᐊᓐ ᑕᑯᔭᐅᖃᑕᓂᖅᓴᐅᔪᐃᑦ. ᑐᓪᓕᖅᑕᐅᖃᑦᑕᖅᑐᓄᑦ ᓇᓚᐅᑦᑖᑦᑕᐅᔪᐃᑦ ᓴᖅᑭᑑᖅᑎᑦᑎᔭᕆᐊᓕᑦ ᑖᒃᓯᒥᖓ ᑭᓯᐊᓂ ᑕᐃᒪᐃᖏᑦᑐᓐ, ᑐᓪᓕᑦ ᑕᑯᔭᐅᑎᑕᐅᑎᓪᓗᒋᑦ ᐱᔭᐅᖃᑕᓂᖅᓴᐅᑦᑎᖓ (C.F.).

14 **ᑕᑎᖓᕐᔪᐊᑦ:** ᐱᔭᐅᑦᑐᑦ ᖃᑦᑎᐅᓂᖏᑦ ᐊᑦᑎᓗᐊᖅᑰᔾᔪᑦ. ᐃᓚᖓᑕᐅᖃᑦᑕᖅᑐᐃᑦ ᐊᕐᕌᒍᑕᒫᓐ (C.F.).

15 **ᒪᓐᓂᑦ:** ᒪᓐᓂᑦᓂᐅᑦᑐᒧᑦ ᓇᓚᐅᑖᑦᑕᐅᔪᐃᑦ ᐊᑉᐸᓗᐊᖅᑐᔭᖅᑐᓐ ᐊᕐᕌᒍᓚᒫᐸᓗᓐᓂ ᖃᓄᐃᑦᑐᑐᐃᓐᓇᕐᓄᑦ ᑎᒻᒥᐊᓄᑦ. ᐊᖑᓇᓱᐊᖅᑏᑦ ᐅᖃᓚᐅᖅᑐᐃᑦ ᐊᒥᓱᓐ ᐃᓄᐃᑦ ᖃᐅᔨᒪᓚᐅᖏᒻᒪᑦ ᐅᖃᐅᓯᖃᖃᑕᓇᐊᖃᕐᓂᒥᓂᒃ ᒪᓐᓂᑕᖅᑕᒥᓂᖏᓐᓂᑦ (C.F.).

16 **ᐃᖃᓗᐃᑦ:** ᐆᒪᔪᖅᑕᐅᑦᑐᑦ ᖃᑦᑎᐅᓂᖏᑦ ᓇᓕᒧᑦᑎᐊᖅᑑᔭᖅᑐᑦ. ᐆᒪᔪᓐᓂᐊᑎᒃᑯᓐ ᓴᑎᒪᔨᖏᑦ ᐅᖃᖅᓯᒪᔪᐃᑦ ᑮᓇᐅᔭᓕᐅᕈᑎᖃᕋᓱᐊᕐᓗᓂ ᐃᖃᓗᓕᓱᐊᓐᓂᖅ ᐊᑐᖅᑕᐅᖃᑕᓚᐅᓇᐊᖑᖓ ᑎᓴᒪᓂ ᓄᓇᐅᔪᓂ ᖃᐅᔨᓴᖅᑐᖃᖅᑎᓪᓗᒍ(C.F.). ᐃᒪᒻᒥᐅᑕᓇᓗᒃᑯᓐ ᑎᑎᖃᖁᑎᖏᑦ ᓇᓗᓇᐃᖅᓯᔪᐃᑦ ᐃᖃᓗᓕᓱᐊᕐᓴᐅᔪᐃᑦ ᑐᓂᔭᐅᖃᑕᓚᐅᕐᖓᑕ ᖃᐅᔭᓴᓂᕐᒧᑦ ᑕᒪᒃᑯᓇᓂ ᓄᓇᐅᔪᓂ ᑭᓯᐊᓂ ᓇᓗᓇᐃᖅᓯᓚᐅᖏᑦᑐᐃᑦ ᖃᓄᑎᒋᐅᓂᖏᓐᓂᑦ ᐃᖃᓗᑦᑕᐅᔪᐃᑦ(DFO F). ᐃᓚᖏᓐ ᑮᓇᐅᔭᓕᐅᕈᑕᐅᓇᓱᐊᖅᑐᒃ ᐃᖃᓗᑦᑕᐅᔪᐃᑦ ᐅᖃᐅᓯᐅᓚᐅᖅᑐᓴᐅᔪᓚᓗᐊᓐ ᖃᐅᔨᓴᖅᑐᖃᖅᑎᓪᓗᒍ ᑭᓯᐊᓂ ᐊᑕᖏᓐᓇᑎᒃ.

17 **ᐃᓲᕐᕋᐃᑦ:** ᐱᔭᐅᑦᑐᑦ ᖃᑦᑎᐅᓂᖏᑦ ᓈᒻᒪᑦᑐᔭᖅᑐᑦ. ᐃᓲᕐᕋᖃᑕᓂᖅᓴᐅᓂᖅ ᐊᕐᕌᒍ 4-ᒥ ᐱᔾᔪᑎᖃᓚᐅᖅᑐᖅ ᐃᖃᓗᓕᐅᑎᓂᕐᒧᑦ (C.F.).

18 **ᑲᕕᓯᓕᖅᐸᐃᑦ:** ᐅᖑᓇᓱᐊᖅᑏᑦ ᐅᖃᓚᐅᖅᑐᐅᐃᑦ ᑕᒪᒃᑯᐊ ᐃᖃᓗᐃᑦ ᓇᓂᔭᐅᑦᖏᒻᒪᑦ ᓄᓇᖓᓂ. ᐃᓱᒪᓚᐅᖅᑐᐃᑦ ᐊᓯᐊ ᐃᖃᓗᒃ ᐃᖃᓗᒃᑕᐅᑦᑐᖅ ᑎᑎᕋᕐᓯᒪᖏᑦᑐᖅ ᐊᔾᔨᒌᖏᑦᑐᐃᑦ ᑎᑎᕋᖅᓯᒪᓂᖏᓐᓂ. (C.F.).

19 **ᐆᒐᐃᑦ:** ᐱᔭᐅᑦᑐᑦ ᖃᑦᑎᐅᓂᖏᑦ ᓈᒻᒪᑦᑐᔭᖅᑐᑦ. ᐃᓲᕐᕋᖃᑕᓂᖅᓴᐅᓂᖅ ᐊᕐᕌᒍ 4-ᒥ ᐱᔾᔪᑎᖃᓚᐅᖅᑐᖅ ᐃᖃᓗᓕᐅᑎᓂᕐᒧᑦ (C.F.).

6.2.5 Nunanit Iniktigutait Ukauhiit: Kugluktuk

Ihivgiuktit Atugutait:
Ihiviufaakhimayut ataani naunaiyakhimayut nunani pulaakhimapluta pihimayut ikitpiaktut Inuit umayukhiuktit titigakhimaitut Umayukhiukhimayut Ihivgiuktitlugit. Kihimi naunaiyakhimayuk atauhik umayukhiukataktuk ovalo pingahut ilaani umayukhiukataktut tunihimayut inminiigutinik umayukhiugutikhainik titigaktauhimaitut. Ukakhimayut ilangani 5.2.1 ikpinagutait hamani ataani naunaiyakhimayut ataanut ihumagiyaini umayukhiukhimayut naunaiyautaini. Kihimi angitjutait ihumagiyaini mikiyunakhiyut ilaungitut umayukhiuktit 1%kumata tamaat umayukhiuktinit (ikpatauyak 10).

Pikangituk umayukiukatainaktumik titigakhimayuni Kugluktumi. Umayukhiukhimayut naunaiyautait titigakhimaut atukhugit malguuk naunaiyautit umayukhiuktinik: ilaani umayukhiuktaktut ovalo umayukhiukataktut.

6.2.5

Ihivgiugutait ovalo kiuyuitut ihumagiyait:
Kiuhimayut naunaiyautait nakuuyuugalut amigaivyaktuni tatkikhiutini ukiumi 1 ovalo hivuliit tatikikhiutit ukiumi 2. Ukiuni 3 ovalo 5 kiuhimayut naunaiyautait angiyut tamamivyak tatkikhiutini, avaliituk tatkikhiuti ataani 75%mit. Takukhauyuk ikpatauyami 9 pikataktut kiuyuitut naunaiyautait Kugluktumi mikiyut 0.5%mik ovalo ihumagiyaungitut pilaaktuni atuktaini kiuyuitut ihumagiyaini.

Kiuhimayut naunaiyautait ihumagiyauyut angiyut ovalo kiuyuitut ihumagiyait mikiyut ukiuni 2 ovalo 5, kihimi hivulimi tatkikhiutit ukiumi 2, piyaami nni pihimayut naamaktumik uktugutini Nni umayukhiuktini. Taiguaktut ihumayukhat atugumik katitikhimayut katitiguatini ukiumi 1 ovalo hivulimi tatkikhiutini ukiuni 2 (Junemit Augustmut 1997) pilaaktuni tamamik uktukhimayut ihuinaagutaini ovalo kiuyuitut ihumagiyaini angiklilaaktut kiuhimayut naunaiyautait katakpata.

Atugutingit ihumagiyait ovalo kiuhimayut ihuinaagutait:
Tuhaktitihimayut nunani ukakatihimaplugit maniit pikiutakhimayut pivaktut ataani tuhaktitihimayuni. Titigakhimayut tunihimayait nunanit ukakhimayaini ovalo aalata atukhimayut katitikhimayut ilangani hamani. Ilangani 5.4 pihimayutlu ukautikpiakhimayut hamani ihumagiyaini.

Takuhimayuk utiktitihimayuni ubluit ikpatauyani, amigaitut umayukhiukhimayut titigakhimayut katitikhimayut iluani pingahut tatikikhiutini, taimaimat mikiyut utiktitihimayut ihuinaagutait.

Nalunaikhimayuk ukautaini mikhaanut ikaliviit, hamani, kinauyaliugutit ikalukhiukhimayut ikalivinik Umayukhiukhimayut ihivgiuktitlugit. Nunani havaktit tuhaktitihimayuk amigaitut umayukhiuktit tuhaktitihimayut kinauyaliugutainik ikalukhiukhimayuni kihimi nalungituk atauhik umayukhiukti ikalukhiukpaktuk kinauyaliuhuni ikalivinik kihimi ilaungituk ukakatigihimayut katitigutaini (una Inuk ilauhimaituk ataani uktugutaini hamani nunami). Umayukhiukhimayut naunaiyautait pihimayukhat ilaulugit atukataktaini umayukhiukhimayut ovalo amigaivyaktut kinauyaliugutit umayukhiugutit.

Umayukhimayuklu tuktu tuhaktitihimayuk niuviktauhimayuk kinauyaliukhimayumut. Hamna titigakhimayut unguvakhimayut katitikhimayunit ovalo takuyaulaaktuk ikpatauyami 4.

Nunanit ukakhimayut ovalo aalat atukhimayaini katitikhimayuni:

1. **Tuktut:** Tuktut umayukhiukhimayut ilauyut tamamik nunani tuktut ovalo kikiktanit tuktut. Ovalo ilangit umayukhiuktit naunaiyakhimaitut kanugitunik tuktuhimayut. Atukhimayut hamani naunaiyakhimayuni umayukhiukhimayut naunaiyautaini katitikhimayut atauhimut.
2. **Umingmait:** Umayukhiukhimayut naunaiyautait mikiyut. HTOkut katimayiit naunaiyakhimayut atuktakhainik umayukhiuktaini kanitkiyak 40nut ukiuk tamaat (C.F.). DSDkut takuyauhimayut tuhagutikhainik kotanik ovalo ukiuk tamaat umayukhiukhimayainik. Nunani umayuligiyi ukakhimayuk pingahuni munagitjutini umingmait Kugluktumi umayukhiuktit pikataktut 40nik umingmanik ukiuk tamaat atuktakhaminik (DSD MXd).
3. **Tuktuvait:** Umayukhiukhimayut naunaiyautait mikiyut. Nunani tuhaktitihimayut talimanit 7nut umingmait pikataktut ukiuk tamaat (C.F.).
4. **Nanuit:** Amigaitjutait takuhimayut naunaiyautaungitut kihimi pivaktait umayukataktut tunihimayut DSDkunit (DSD PB).
5. **Akhut:** Umayukhiukhimayut naunaiyautait naamaktut. DSDkut takuyauhimayut tuhagutikhainik mikhaanut akhait umayukhiukpaktut. Pivaktait umayukhiukhimayut pingahuuyut akhait ukiuk tamaat talimani ukiuni Umayukhiukhimayut Ihivgiuktitlugit.
6. **Amagut:** Umayukhiukhimayut naunaiyautait mikiyut (C.F.). Amagut amigaikpaktut tuktut amigaitkaagata. Taiguaktut nalungitukhat anginikhaat umayukhiukpaktut ukiungani tuktut aatjikutait angitjutaini umayukhiukpaktaini amagut. Katitikhimayut pihimayut DSDkunit titigakhimayut amigaitjutainik amiit niuviktauhimayut umayukhiuktinit. DSDkut tuhaktitihimayut pihimayut ukiuni 1999/2000 ovalo 2000/2001 (ukiuni 4 ovalo 5) ovalo naunaiyakhimayut 92nik amagut amiit niu-

vuktauhimayut 1999/2000mi (ukiumi 4) ovalo 33nik niuviktauhimayut 2000/2001mi (ukiumi 5) (nalungilutit DSDkut katitikhimayut atukpaktut umayukhiukhimayut ukinginik Julymit Junemut, Umayukhiukhimayut Ihivgiukhimayut katitikhimayut atukpaktut umayukhiukhimayut ihivgiugutait ukiungit Junemit Maymut) (DSD FB). Atukhugit hapkoa tuhagutikhat umayukhiukhimayut naunaiyautait mikivyaktut kihimi naamaktut.

7 **Tigiganiat:** Umayukhiukhimayut naunaiyautait mikiyut (C.F.). Ilaa, DSDkut tunihimayut tuhaktitikhanik 1999/2000mi ovalo 2000/2001milu (ukiumi 4 ovalo 5) takukhauyut 168nik tigiganiat amiit niuviktauhimayut 1999/2000mi (ukiumi 4) ovalo 246nik niuviktauhimayut 2000/200lmi (ukiumi 5) (nalungilutit DSDkut katitikhimayait atukhimayut umayukhiukhimayut ukiungini atuktut Julymit Junemut, Umayukhiukhimayut Ihivgiuktit katitikhimayut atukhimayut umayukhiukhimayut ukiungani Junemit Maymut) (DSD FB). Hamna tuhagutikhak pihimayut umayukhiukhimayut naunaiyautaini ukiumi 4mi mikiyut kihimi ukiumi 5mi angiyut. Tamamik ukiut ihumagigaagata katitihimaplugit umayukhiukhimayut naunaiyautait naamaktut.

8 **Kalaliit Tigiganiat:** Aatjikutaatut tigiganiat, nanaiyautait mikiyut (C.F.). DSDkut tuhaktitihimayut 196nik kaalat titiganiat amiit niuviktauhimayut 1999/2000mi (ukiumi 4) ovalo 128nik niuviktauhimayut 2000/2001mi (ukiumi 5). (nalungilutit DSDkut katitikhimayait atukhimayut umayukhiukhimayut ukiuginik Julymit Junemut, Umayukhiukhimayut Ihivgiugutait katitikhimayut atukhimaplutik umayukhiukhimayut ukiunganik Junemit Maymut) (DSD FB). Tamamik hapkoa amigaitjutait angiyut umayukhiukhimayut naunaiyautaini ovalo pihimayukhakhiyut naunaiyautait mikiyut.

9 **Kivgaluit:** Ilangit pikatainaktut ukiuk tamaat, taimaimat katitikhimayut ukiuni ikitut ovaluniit umayukhiuhimaitut naamangitut (C.F.).

10 **Kalviit:** Ilangit naunaiyautit mikiyut. Nunani tuhaktitihimayut pikatainaktut 100nik kalvinik ukiuk tamaat (C.F.). Pikatainaktut kungiagutinik pilihimayunik pipkaktainik DSDkunit umayukhiuktit akiliktauvaktut kalviit ukpatainik. Kugluktukmiut umayukhiuktiit ilaukataunginaktut ovalo ihumagiyauyut tunivaktut 75%nit 90%nut umayukhimayaminik ukpatainik. Amigaitjutait ukpatait katitikhimayut ukiuk tamaat umayukhiukhimayut ihivguktitlugit kitkaniitut 89nit 103nut (DSD WV), pihimayait nunanit naunaiyautait anginikhaat ukiuk tamaat umayukhiukhimayut 100nik kalvinik. Pihimanmat hamna tuhagutikhak takukhauyuk Umayukhiukhimayut Ihivgiugutait naunaiyautait naamaktut ilangit ukiuni kihimi mikiyut ilangini.

11 **Natiit:** Amigaitkiyait naunaiyakhimaitut natiit natinaaguyunakhiyut (C.F.). .

12 **Tinmiat:** Tamamik kingaliit ovalo mitiit umayukhiuktaktait Kugluktukmiut umayukhiuktiinit (C.F.).

13 **Maligit:** Maligiit takuyaulikpatut ilaani, kihimi tuuliit amigaitkiyait nunani. Umayukhiukhimayut naunaiyautait takuhimayukhat taimaatut kihimi pingitut, maligiit takukhauyut piktaktauyut amigaitkiyanik (C.F.).

14 **Tatilgak:** Umayukhiukhimayut naunaiyautait mikiyut. Pikatainaktut ukiuk tamaat (C.F.).

15 **Maniit:** Maniit pikiutaukataktut naunaiyautait mikiyut ilangini ukiuni tamamivyak tinmianut. Umayukhiuktit tuhaktitihimayut amigaktut Inuit naluhimamata tuhaktitihimayukhat maniit pikiutaktaktainik (C.F.).

16 **Ikaliviit:** Umayukhiukhimayut naunaiyautait naamaktut. HTOkut katimayiit tuhaktitihimayut kinauyaliugutit ikalugutait pihimayut hitamani tahini ihivgiuktitlugit (C.F.). DFOkut titigakhimayut pihimayut kotanik atuktakhainik uktugutikhainik ikalukhiuktakhanik hamani tahini kihimi amigaitjutait naunaiyakhimaitut ikalukhimayunik (DFO F). Ilangit kinauyaliugutit ikalukhimayut tuhaktitihimayunakhiyut ihivgiuktitlugit kihimi tamakmiungitut.

17 **Ihuut:** Umayukhiukhimayut naunaiyautait naamaktut. Angilihimayut ikalukhiugutait ukiumi 4mi, takhinahuaktut ikalukhiuktitauhimamata (C.F.).

18 **Aanahiit:** Umayukhiuktit ukakhimayut hapkoa ikaluit takuyauyuitut nunani haniani. Ihumayut aalat ikaluit ikaluktauvaktut ilaungitut ikaluni katitigutainit (C.F.).

19 **Ugat:** Umayukhiukhimayut naunaiyautait naamaktut. Angilihimayut ikalukhiugutait ukiumi 4mi, takhinahuaktut ikalukhiutitauhimamata (C.F.).

TABLE/ᓇᓗᓇᐃᔭᐅᑦ/NAUNAIKUTA 435

Monthly harvest estimates
ᑕᕿᑕᒫᑦ ᐊᖑᔭᓄᑦ ᓇᓚᐅᑦᓵᕈᑏᑦ
Tatkiktamat nahaktauvaktun

Year 1 (June 1996 - May 1997)
ᐊᒻᕐᒍ 1 (ᔫᓂ 1996 - ᒪᐃ 1997)
Ukiunga 1 (June 1996 - May 1997)

Month/ᑕᕿᖓ/Tatkia			JUN ᔫᓂ	JUL ᔪᓚᐃ	AUG ᐊᐅᒻᒍᑎ	SEP ᓱᑎᒻᐱᓇ	OCT ᐅᑦᑐᐱᓇ	NOV ᓄᓇᒻᐱᓇ	DEC ᑏᓯᒻᐱᓇ	JAN ᒎᖕᓄᐊᓇ	FEB ᓈᕝᕗᐊᓇ	MAR ᒪᕐᔪ	APR ᐃᑦᓇᓕ	MAY ᒪᐃ	Total ᑲᑎᑦᑐᒋᑦ Tamakiklugin ± 95% CI
Species	**ᐆᒪᔪᑦ**	**Umajuin**													
Caribou	ᑐᒃᑐᐃᑦ	Tuktut	29	22	98	163	181			12	19	6	42	64	636 ± 168
Musk-ox	ᐅᒥᖅᒪᐃᑦ	Umingmait		11											11 ± 11
Polar bear‡	ᓇᓄᐃᑦ‡	Nanuit‡						2	1	3	2		7	2	17
Wolf	ᐊᒪᕈᐃᑦ	Amagut								6		1			7 ± 1
Arctic fox	ᑎᓇᒐᓐᓂᐊᑦ	Tigiganiat						4		13	5	39	16		77 ± 20
Coloured fox	ᖃᑯᖕᖏᑦᑐᑦ ᑎᓇᒐᓐᓂᐊᑦ	Kalaliit tigiganiat												2	2 ± 2
Arctic hare	ᐅᑲᓖᑦ	Ukalik				3	8	3				14	1	2	31 ± 12
Seals (unspecified)	ᓯᖕᑯᓖᑦ	Natiit												17	17 ± 13
Ringed seal	ᓇᑦᓱᑦ	Natiinat	36	8	61	37	46	10		5	2	26	33		264 ± 72
Bearded seal	ᐅᒻᔪᐃᑦ	Ukyuk			3	8				2			1		14 ± 11
Narwhal	ᑑᒫᓖᑦ ᕿᓚᓗᒐᑦ	Tuugaak			1										1 ± 1
Snow goose	ᑲᖑᐃᑦ	Kanguq	18		3										21 ± 22
Canada goose	ᓂᕐᓖᑦ ᐅᓗᐊᒍᓖᑦ	Nikliknik	34	2	7									20	63 ± 59
Eider duck	ᒥᑏᑦ	Kingalik	25	7	23	14	4							27	100 ± 78
Ptarmigan	ᐊᕿᒐᑦ	Akilgik					8			6		9	13		36 ± 16
Arctic char	ᐃᖃᓗᒃᐱᑦ	Ikaliviit	852	5,755	2,010	2,323	1,526	27	11	7		22	22	574	13,129 ± 9,151
Lake trout	ᐃᓱᕋᐃᑦ	Ikalukpik	4,317	1,153	563		828	97	45	3	5	403	258	777	8,449 ± 4,795
Whitefish	ᑲᕕᓯᓖᑦ	Kapihiliit			48		182								230 ± 172

‡ Polar bear data supplied by DSD.

‡ ᓇᓄᕐᓄᑦ ᑎᑎᕋᑦᑕᒪᔪᑦ ᑐᓂᒃᖏᑦ ᐅᑯᐊ ᐃᑯᐱᕐᕕᓕᓇᓱᑦ.

‡ Nanuin nahagaumajut pijauhimajut Ikupiktulikijinik.

TABLE/ᓇᓗᓇᐃᔭᐅᑦ/NAUNAIKUTA 436

Monthly hunter response — **Year 1 (June 1996 - May 1997)**

ᑕᕿᑕᒫᑦ ᐊᖑᓇᓱᒃᑏᑦ ᑭᐅᓂᖏᑦ — **ᐊᒻᕐᒧ 1 (ᔫᓂ 1996 - ᒪᐃ 1997)**

Tatkiktaman pijauhimajut angunahuktinun — **Ukiunga 1 (June 1996 - May 1997)**

Month/ᑕᕿᖓ/Tatkia			JUN ᔫᓂ	JUL ᔪᓚᐃ	AUG ᐊᐅᒻᒧᑦᑎ	SEP ᓱᑎᒻᐱᓇ	OCT ᐅᑦᑐᐱᓇ	NOV ᓄᓇᒻᐱᓇ	DEC ᑏᓯᒻᐱᓇ	JAN ᒎᓐᓄᐊᓇ	FEB ᓈᕝᕗᐊᓇ	MAR ᒪᕐᓯ	APR ᐃᑉᓇᓕ	MAY ᒪᐃ	Total ᑲᑎᑦᑐᑦ Tamakiklugin
Hunter Response Categories	ᐊᖑᓇᓱᒃᑏᑦ ᑭᐅᓂᖏᑦ ᐊᒻᒧᑉᓯᒪᓂᖏᑦ	**Angunahukpaktun Kiujait**													
Monthly hunter list	ᑕᕿᑕᒫᑦ ᐊᖑᓇᓱᒃᑏᑦ	Tatkitaman angunahuktut titigait	228	228	225	226	226	230	230	230	228	231	229	228	235*
Hunters interviewed	ᐊᖑᓇᓱᒃᑏᑦ ᐊᐱᕐᓱᑦᑕᑦ	Angunahuktin apikhuktan	88	120	166	156	172	212	215	227	213	206	171	115	232*
Harvested	ᐊᖑᓇᓱᒃᑐᒥᓃᑦ	Angujaujut	12	16	30	18	30	9	4	20	15	37	24	43	120*
Response Rate (%)	ᑭᐅᔪᑦ ᖃᑦᓯᐅᓂᖏᑦ (%)	Kiujut (%)	39	53	74	69	76	92	93	99	93	89	75	50	75**

* Hunters registered/interviewed/harvested at least once during the year.
** Mean monthly response rate.

* ᐊᖑᓇᓱᒃᑏᑦ ᐊᑎᓕᐅᑦᑕᐅᒪᔪᑦ/ᐊᐱᕐᓱᑦᑕᑦ/ᐊᖑᓇᓱᒃᑐᒥᓃᑦ ᐊᑕᐅᓯᐊᕐᓗᐊᑦᑐᑦ ᐊᒻᕐᒧᒥ.
** ᐊᒃᐅᒋᓐᓂᑎᓯᒪᔪᑦ ᑕᕿᑕᒫᑦ ᑭᐅᔪᑦ.

* Angunahuktin atiliukhimajut/apikhiktaunikut/anguhimajut talvani ukiumi.
** Talvani angunahuknami kiujutaumajut.

6.2.6

TABLE/ᓇᓗᓇᐃᔭᐅᑦ/NAUNAIKUTA 437

Recall period between harvest and interview, expressed as % of total harvest records — **Year 1 (June 1996 - May 1997)**

ᐅᑎᕐᕕᐅᔪᑦ ᐊᑯᕐᖓᓂ ᐊᖑᓇᓱᓐᓂᖓᑕ ᐊᒻᒪᓗ ᐊᐱᕐᓱᕐᑕᐅᓂᖓᑕ, ᓇᓗᓇᐃᕐᑕᑦ ᐃᒫᒃ % ᑲᑎᑦᑐᑦ ᐊᖑᓇᓱᒃᑕᑦ ᑎᑎᕐᕐᑕᐅᒪᔪᑦ — **ᐊᒻᕐᒧ 1 (ᔫᓂ 1996 - ᒪᐃ 1997)**

Itkaumajaujut angunahuktunun apihijauvaktunutlu, kanuk amigaitiginit tamakiklugin angujauhimajut — **Ukiunga 1 (June 1996 - May 1997)**

Month/ᑕᕿᖓ/Tatkia			JUN ᔫᓂ	JUL ᔪᓚᐃ	AUG ᐊᐅᒻᒧᑦᑎ	SEP ᓱᑎᒻᐱᓇ	OCT ᐅᑦᑐᐱᓇ	NOV ᓄᓇᒻᐱᓇ	DEC ᑏᓯᒻᐱᓇ	JAN ᒎᓐᓄᐊᓇ	FEB ᓈᕝᕗᐊᓇ	MAR ᒪᕐᓯ	APR ᐃᑉᓇᓕ	MAY ᒪᐃ	Total ᑲᑎᑦᑐᑦ Tamakiklugin
Recall Period	ᐅᑎᕐᕕᐅᔪᑦ	**Pigiakvia**													
≤ 3 months	≤ 3 ᑕᕿᑦ	≤ tatkin pingahut	100	100	100	100	100	48	100	7	5	100	100	100	91
4-6 months	4-6 ᑕᕿᑦ	tatkin hitaman 6nut	0	0	0	0	0	52	0	93	95	0	0	0	9
> 6 months	> 6 ᑕᕿᑦ	> 6 tatkin	0	0	0	0	0	0	0	0	0	0	0	0	0

TABLE/ᓇᓗᓇᐃᔭᐅᑦ/NAUNAIKUTA 438

Number of hunters harvesting each species — **Year 1 (June 1996 - May 1997)**

ᖃᑦᓯᐅᓂᖏᑦ ᐊᖑᓇᓱᒃᑏᑦ ᐊᖑᓇᓱᒃᐸᑦᑐᑦ ᐊᑐᓂᒃ ᐆᒪᔪᕐᓂᒃ — **ᐊᒡᕐᒍ 1 (ᔪᓂ 1996 - ᒪᐃ 1997)**

Amigaitiginigin angunahukpaktun anguvaktaitlu kanugitugiagin — **Ukiunga 1 (June 1996 - May 1997)**

Month/ᑕᕝᕙᖓ/Tatkia			JUN ᔪᓂ	JUL ᔪᓚᐃ	AUG ᐊᐅᒡᒍᑦᑎ	SEP ᓱᑎᒡᐱᓇ	OCT ᐅᑦᑐᐱᓇ	NOV ᓄᓇᒡᐱᓇ	DEC ᑏᓯᒡᐱᓇ	JAN ᒎᓐᓄᐊᓇ	FEB ᓈᕝᕗᐊᓇ	MAR ᒪᑦᓯ	APR ᐃᑦᓇᓕ	MAY ᒪᐃ	Total ᑲᑎᑦᑐᑦ Tamakiklugin
Species	**ᐆᒪᔪᑦ**	**Umajuin**													
Caribou	ᑐᒃᑐᐃᑦ	Tuktut	2	6	20	13	18			6	10	2	11	13	61
Musk-ox	ᐅᒥᒃᒪᐃᑦ	Umingmait		3											3
Polar bear#	ᓇᓄᐃᑦ#	Nanuit#	n/d	n/d	n/d	n/d	n/d	n/d	n/d	n/d	n/d	n/d	n/d	n/d	n/d
Wolf	ᐊᒪᕈᐃᑦ	Amagut								4		1			4
Arctic fox	ᑎᓇᒐᓐᓂᐊᑦ	Tigiganiat						2		8	3	8	3		16
Coloured fox	ᖃᑯᖕᖏᑦᑐᑦ ᑎᓇᒐᓐᓂᐊᑦ	Kalaliit tigiganiat												1	1
Arctic hare	ᐅᑲᓖᑦ	Ukalik				1	2	1				4	1	1	6
Seals (unspecified)	ᓯᖕᑯᓖᑦ	Natiit												4	4
Ringed seal	ᓇᑦᓱᑦ	Natiinat	2	3	16	7	13	2		4	2	16	8		45
Bearded seal	ᐅᒡᔪᐃᑦ	Ukyuk			1	2				2			1		6
Narwhal	ᑑᒫᓖᑦ ᕿᓚᓗᒐᑦ	Tuugaak			1										1
Snow goose	ᑲᖑᐃᑦ	Kanguq	2		1										3
Canada goose	ᓂᕐᓖᑦ ᐅᓗᐊᒍᓖᑦ	Nikliknik	2	1	3									2	7
Eider duck	ᒥᑏᑦ	Kingalik	1	1	1	4	1							1	8
Ptarmigan	ᐊᕿᒡᒋᑦ	Akilgik					2			1		3	1		6
Arctic char	ᐃᖃᓗᒃᐱᑦ	Ikaliviit	2	9	12	5	17	2	1	1		4	2	3	39
Lake trout	ᐃᓱᕋᐃᑦ	Ikalukpik	9	10	5		17	8	3	1	1	16	9	38	76
Whitefish	ᑲᕕᓯᓖᑦ	Kapihiliit			1		1								2

‡‡ No data are available corresponding to the harvest numbers shown in the harvest estimates table which were provided by DSD.

‡‡ ᑎᑎᕋᓯᒪᔪᓂᒃ ᐱᑕᖃᖕᖏᑦᑐᖅ ᐱᔾᔪᑎᓕᖕᓂᒃ ᐊᖑᔭᑦ ᖃᑦᓯᐅᓂᖏᖕᓄᑦ ᐊᓚᒃᑲᐅᒪᔪᓄᑦ ᐊᖑᔭᓄᑦ ᓇᓚᐅᑦᓴᕈᑎᓂ ᑐᓂᔭᖏᖕᓂ ᐃᑯᐱᕐᕕᓕᕆᔨᑦ.

‡‡ Nahagauhimaitut titigakhimajunik pitman kanuk angujaukatakhimajunik kanukitunit pijaumajut ikupiktulikijinik.

TABLE/ᓇᓗᓇᐃᔭᐅᑦ/NAUNAIKUTA 439

Monthly harvest estimates
ᑕᕿᑕᒫᑦ ᐊᖑᔭᓄᑦ ᓇᓚᐅᑦᓵᕈᑏᑦ
Tatkiktamat nahaktauvaktun

Year 2 (June 1997 - May 1998)
ᐊᒻᕿᒍ 2 (ᔫᓂ 1997 - ᒪᐃ 1998)
Ukiunga 2 (June 1997 - May 1998)

Month/ᑕᕿᖓ/Tatkia			JUN ᔫᓂ	JUL ᔪᓚᐃ	AUG ᐊᐅᒡᒍᑎ	SEP ᓱᑎᒡᐱᕆ	OCT ᐅᑦᑐᐱᕆ	NOV ᓄᓇᒡᐱᕆ	DEC ᑏᓯᒡᐱᕆ	JAN ᒧᖕᓄᐊᕆ	FEB ᓈᕐᖑᐊᕆ	MAR ᒪᕿ	APR ᐃᑦᕆᓕ	MAY ᒪᐃ	Total ᑲᑎᑦᑐᒋᑦ Tamakiklugin ± 95% CI
Species	**ᐆᒪᔪᑦ**	**Umajuin**													
Caribou	ᑐᒃᑐᐃᑦ	Tuktut	97	43	114	359	12					2	2	8	637 ± 69
Musk-ox	ᐅᒥᒃᒪᐃᑦ	Umingmait	5	3											8 ± 5
Polar bear‡	ᓇᓄᐃᑦ‡	Nanuit‡						3	1			4	5	2	15
Arctic fox	ᑎᓇᒐᖕᓂᐊᑦ	Tigiganiat			1			19	19	4					43 ± 5
Wolverine	ᖃᑦᕕᑦ	Kalvik			1		2	2							5 ± 1
Arctic hare	ᐅᑲᓖᑦ	Ukalik								2	1				3 ± 2
Seals (unspecified)	ᓯᖕᑯᓖᑦ	Natiit		13	181	18	2	23				54	23	2	316 ± 67
Ringed seal	ᓇᑦᓱᑦ	Natiinat	70	18	73	200	19	10	30	25	14				459 ± 90
Bearded seal	ᐅᒻᔪᐃᑦ	Ukyuk	3		8	1									12 ± 5
Narwhal	ᑑᒫᓖᑦ ᕿᓚᓗᒐᑦ	Tuugaak			2										2 ± 1
Snow goose	ᑲᖑᐃᑦ	Kanguq	117	10	5										132 ± 116
Canada goose	ᓂᑦᓖᑦ ᐅᓗᐊᒍᓖᑦ	Nikliknik	371	47										16	434 ± 223
Brant goose	ᓂᑦᓕᑦᓇᐃᑦ	Nirlirnaq	2												2 ± 2
White-fronted goose	ᓂᑦᓖᑦ	Nirlivik	2												2 ± 2
Old squaw	ᐊᒻᒋᐊᕐᔪᐃᑦ	Aahangik	3												3 ± 4
Eider duck	ᒥᑏᑦ	Kingalik	201	41	12	13									267 ± 166
Common loon	ᑑᓕᒻᔪᐊᑦ	Tuulik	5												5 ± 9
Ptarmigan	ᐊᕿᒻᒋᑦ	Akilgik	2		5	68						19			94 ± 43
Arctic char	ᐃᖃᓗᒃᐲᑦ	Ikaliviit	863	525	5,581	5,452	554	467	269			31		6	13,748 ± 2,057
Lake trout	ᐃᓱᕋᐃᑦ	Ikalukpik	4,365	2,267	1,184	615	413	23	195	115	284	68	250	459	10,238 ± 1,488
Whitefish	ᑲᕕᓯᓖᑦ	Kapihiliit		13					2			17	10		42 ± 27
Cod	ᐆᒪᐃᑦ	Ugak						26	37						63 ± 19

‡ Polar bear data supplied by DSD.

‡ ᓇᓄᑦᓄᑦ ᑎᑎᕋᑦᑕᒪᔪᑦ ᑐᓂᒃᖑᑦ ᐅᑯᐊ ᐃᑯᐱᕐᕕᓕᓇᕆᑦ.

‡ Nanuin nahagaumajut pijauhimajut Ikupiktulikijinik.

TABLE/ᓇᓗᓇᐃᔭᐅᑦ/NAUNAIKUTA 440

Monthly hunter response — **Year 2 (June 1997 - May 1998)**

ᑕᕿᑖᒪᑦ ᐊᖑᓇᓱᒃᑏᑦ ᑭᐅᓂᖏᑦ — **ᐊᒻᕿᒍ 2 (ᔫᓂ 1997 - ᒪᐃ 1998)**

Tatkiktaman pijauhimajut angunahuktinun — **Ukiunga 2 (June 1997 - May 1998)**

Month/ᑕᕿᖓ/Tatkia			JUN ᔫᓂ	JUL ᔪᓚᐃ	AUG ᐊᐅᒻᒍᑎ	SEP ᓱᑎᒻᐱᓇ	OCT ᐅᑦᑐᐱᓇ	NOV ᓄᓇᒻᐱᓇ	DEC ᑏᓯᒻᐱᓇ	JAN ᒎᓐᓄᐊᓇ	FEB ᓈᕝᕗᐊᓇ	MAR ᒪᕐᔪ	APR ᐃᕐᓇᓕ	MAY ᒪᐃ	Total ᑲᑎᑦᑐᑦ Tamakiklugin
Hunter Response Categories	ᐊᖑᓇᓱᒃᑏᑦ ᑭᐅᓂᖏᑦ ᐊᒻᒍᕐᓯᒪᓂᖏᑦ	**Angunahukpaktun Kiujait**													
Monthly hunter list	ᑕᕿᑖᒪᑦ ᐊᖑᓇᓱᒃᑏᑦ	Tatkitaman angunahuktut titigait	229	229	228	229	228	227	227	226	225	221	215	214	231*
Hunters interviewed	ᐊᖑᓇᓱᒃᑏᑦ ᐊᐱᕐᓱᕐᑕᑦ	Angunahuktin apikhuktan	138	186	210	203	224	223	223	214	210	103	96	96	228*
Harvested	ᐊᖑᓇᓱᒃᑐᒥᓃᑦ	Angujaujut	62	41	65	64	32	23	23	13	19	8	9	12	126*
Response Rate (%)	ᑭᐅᔪᑦ ᖃᕐᓯᐅᓂᖏᑦ (%)	Kiujut (%)	60	81	92	89	98	98	98	95	93	47	45	45	78**

* Hunters registered/interviewed/harvested at least once during the year.
** Mean monthly response rate.

* ᐊᖑᓇᓱᒃᑏᑦ ᐊᑎᓕᐅᑦᑕᐅᒪᔪᑦ/ᐊᐱᕐᓱᕐᑕᑦ/ᐊᖑᓇᓱᒃᑐᒥᓃᑦ ᐊᑕᐅᓯᐊᕐᓗᐊᑦᑐᑎᒃ ᐊᒻᕿᒍᒥ.
** ᐊᒃᐅᓱᑦᓕᑎᓯᒪᔪᑦ ᑕᕿᑖᒪᑦ ᑭᐅᔪᑦ.

* Angunahuktin atiliukhimajut/apikhiktaunikut/anguhimajut talvani ukiumi.
** Talvani angunahuknami kiujutaumajut.

6.2.6

TABLE/ᓇᓗᓇᐃᔭᐅᑦ/NAUNAIKUTA 441

Recall period between harvest and interview, expressed as % of total harvest records — **Year 2 (June 1997 - May 1998)**

ᐅᑎᕐᕕᐅᔪᑦ ᐊᑯᕐᖓᓂ ᐊᖑᓇᓱᒋᓂᖓᑕ ᐊᒻᒪᓗ ᐊᐱᕐᓱᕐᑕᐅᓂᖓᑕ, ᓇᓗᓇᐃᕐᑕᑦ ᐃᒫᒃ % ᑲᑎᑦᑐᑦ ᐊᖑᓇᓱᒃᑕᑦ ᑎᑎᕐᕐᑕᐅᒪᔪᑦ — **ᐊᒻᕿᒍ 2 (ᔫᓂ 1997 - ᒪᐃ 1998)**

Itkaumajaujut angunahuktunun apihijauvaktunutlu, kanuk amigaitiginit tamakiklugin angujauhimajut — **Ukiunga 2 (June 1997 - May 1998)**

Month/ᑕᕿᖓ/Tatkia			JUN ᔫᓂ	JUL ᔪᓚᐃ	AUG ᐊᐅᒻᒍᑎ	SEP ᓱᑎᒻᐱᓇ	OCT ᐅᑦᑐᐱᓇ	NOV ᓄᓇᒻᐱᓇ	DEC ᑏᓯᒻᐱᓇ	JAN ᒎᓐᓄᐊᓇ	FEB ᓈᕝᕗᐊᓇ	MAR ᒪᕐᔪ	APR ᐃᕐᓇᓕ	MAY ᒪᐃ	Total ᑲᑎᑦᑐᑦ Tamakiklugin
Recall Period	ᐅᑎᕐᕕᐅᔪᑦ	**Pigiakvia**													
≤ 3 months	≤ 3 ᑕᕿᑦ	≤ tatkin pingahut	100	100	100	100	100	100	100	100	100	21	100	100	99
4-6 months	4-6 ᑕᕿᑦ	tatkin hitaman 6nut	0	0	0	0	0	0	0	0	0	79	0	0	1
> 6 months	> 6 ᑕᕿᑦ	> 6 tatkin	0	0	0	0	0	0	0	0	0	0	0	0	0

TABLE/ᓇᓗᓇᐃᔭᐅᑦ/NAUNAIKUTA 442

Number of hunters harvesting each species — **Year 2 (June 1997 - May 1998)**

ᖃᑦᓯᐅᓂᖏᑦ ᐊᖑᓇᓱᒃᑏᑦ ᐊᖑᓇᓱᒃᐸᑦᑐᑦ ᐊᑐᓂᒃ ᐆᒪᔪᕐᓂᒃ — **ᐊᒃᑮᒍ 2 (ᔫᓂ 1997 - ᒪᐃ 1998)**

Amigaitiginigin angunahukpaktun anguvaktaitlu kanugitugiagin — **Ukiunga 2 (June 1997 - May 1998)**

Month/ᑕᕝᕙᖓ/Tatkia			JUN ᔫᓂ	JUL ᔪᓚᐃ	AUG ᐊᐅᒃᑯᑎ	SEP ᓱᑎᒃᐱᓇ	OCT ᐅᑦᑐᐱᓇ	NOV ᓄᓇᒃᐱᓇ	DEC ᑏᓯᒃᐱᓇ	JAN ᒎᖕᓄᐊᓇ	FEB ᓈᕝᕗᐊᓇ	MAR ᒪᕐᓯ	APR ᐃᕐᓇᓕ	MAY ᒪᐃ	Total ᑲᑎᑦᑐᑦ Tamakiklugin
Species	**ᐆᒪᔪᑦ**	**Umajuin**													
Caribou	ᑐᒃᑐᐃᑦ	Tuktut	23	18	27	47	6					1	1	2	72
Musk-ox	ᐅᒥᒃᒪᐃᑦ	Umingmait	2	2											4
Polar bear#	ᓇᓄᐃᑦ#	Nanuit#	n/d	n/d	n/d	n/d	n/d	n/d	n/d	n/d	n/d	n/d	n/d	n/d	n/d
Arctic fox	ᑎᓇᒐᖕᓂᐊᑦ	Tigiganiat			1			4	6	1					10
Wolverine	ᖃᕐᕕᑦ	Kalvik			1		2	1							4
Arctic hare	ᐅᑲᓖᑦ	Ukalik								1	1				1
Seals (unspecified)	ᓱᖅᑯᓖᑦ	Natiit		3	29	4	1	10				5	4	1	43
Ringed seal	ᓇᑦᓱᑦ	Natiinat	15	5	17	22	10	5	12	12	7				57
Bearded seal	ᐅᒃᔪᐃᑦ	Ukyuk	1		4	1									6
Narwhal	ᑑᒫᓖᑦ ᕿᓚᓗᒐᑦ	Tuugaak			1										1
Snow goose	ᑲᖑᐃᑦ	Kanguq	6	2	1										9
Canada goose	ᓂᕐᓖᑦ ᐅᓗᐊᒍᓖᑦ	Nikliknik	22	6										1	27
Brant goose	ᓂᕐᓕᕐᓇᐃᑦ	Nirlirnaq	1												1
White-fronted goose	ᓂᕐᓖᑦ	Nirlivik	1												1
Old squaw	ᐊᒃᒋᐊᕐᔪᐃᑦ	Aahangik	1												1
Eider duck	ᒥᑏᑦ	Kingalik	13	1	3	3									15
Common loon	ᑑᓪᓕᒃᔪᐊᑦ	Tuulik	1												1
Ptarmigan	ᐊᕿᒃᑏᑦ	Akilgik	1		1	8						1			10
Arctic char	ᐃᖃᓗᒃᐲᑦ	Ikaliviit	19	10	28	20	9	8	5			1		1	59
Lake trout	ᐃᓱᕐᕋᐃᑦ	Ikalukpik	50	22	13	8	11	2	5	4	14	2	4	8	83
Whitefish	ᑲᕕᓯᓖᑦ	Kapihiliit		1					1			2	1		4
Cod	ᐆᒐᐃᑦ	Ugak						1	1						2

‡‡ No data are available corresponding to the harvest numbers shown in the harvest estimates table which were provided by DSD.

‡‡ ᑎᑎᕋᕐᒪᔪᓂᒃ ᐱᑕᖃᖅᑕᖅᑐᖅ ᐱᔾᔪᑎᓕᖅᓂᒃ ᐊᖑᔭᑦ ᖃᕐᓯᐅᓂᖏᖅᓄᑦ ᐊᓚᒃᑲᒪᔪᓄᑦ ᐊᖑᔭᓄᑦ ᓇᓚᐅᑦᕐᕈᑎᓂ ᑐᓂᔭᖏᖅᓂ ᐃᑯᐱᕐᕕᓕᕆᔨᑦ.

‡‡ Nahagauhimaitut titigakhimajunik pitman kanuk angujaukatakhimajunik kanukitunit pijaumajut ikupiktulikijinik.

TABLE/ᓇᓗᓇᐃᔭᐅᑦ/NAUNAIKUTA 443

Monthly harvest estimates
ᑕᕿᑕᒫᑦ ᐊᖑᔭᓄᑦ ᓇᓚᐅᑦᓵᕈᑏᑦ
Tatkiktamat nahaktauvaktun

Year 3 (June 1998 - May 1999)
ᐊᒻᕿᒍ 3 (ᔫᓂ 1998 - ᒪᐃ 1999)
Ukiunga 3 (June 1998 - May 1999)

Month/ᑕᕿᖓ/Tatkia			JUN ᔫᓂ	JUL ᔪᓚᐃ	AUG ᐊᐅᒻᒍᑎ	SEP ᓱᑎᒻᐱᓇ	OCT ᐅᑦᑐᐱᓇ	NOV ᓄᓇᒻᐱᓇ	DEC ᑏᓯᒻᐱᓇ	JAN ᒎᓐᓄᐊᓇ	FEB ᓈᖅᐅᐊᓇ	MAR ᒪᕐᔪ	APR ᐃᑦᓇᓕ	MAY ᒪᐃ	Total ᑲᑎᑦᑐᒋᑦ Tamakiklugin ± 95% CI
Species	**ᐆᒪᔪᑦ**	**Umajuin**													
Caribou	ᑐᒃᑐᐃᑦ	Tuktut		4	43	44	88				26	16	34	33	288 ± 86
Musk-ox	ᐅᒥᒃᒪᐃᑦ	Umingmait									3				3 ± 2
Polar bear‡	ᓇᓄᐃᑦ‡	Nanuit‡						1			5	6	2		14
Wolverine	ᖃᑦᕕᑦ	Kalvik								2					2 ± 2
Arctic hare	ᐅᑲᓖᑦ	Ukalik												3	3 ± 5
Seals (unspecified)	ᓯᖅᑯᓖᑦ	Natiit	18	8	18		6	1	8						59 ± 30
Ringed seal	ᓇᑦᓱᑦ	Natiinat					2			2	4	7	10	41	66 ± 42
Bearded seal	ᐅᒡᔪᐃᑦ	Ukyuk			3	3									6 ± 6
Beluga	ᖃᑯᑦᑕᑦ ᕿᓚᓗᒐᑦ	Kilalugak			2										2 ± 2
Geese (unspecified)	ᓄᑦᓖᑦ	Kanguk	123												123 ± 225
Snow goose	ᑲᖑᐃᑦ	Kanguq												561	561 ± 876
Tundra swan	ᖁᒻᔪᐃᑦ	Kukyuk												88	88 ± 159
Goose eggs	ᑲᖑᐃᑦ ᒪᓐᓂᖅᑦ	Uluaguliit manniit												808	808 ± 1,463
Arctic char	ᐃᖃᓗᒃᐱᑦ	Ikaliviit	50	31	827		1,075	683	182	303				1,446	4,597 ± 2,262
Lake trout	ᐃᓱᕋᐃᑦ	Ikalukpik	752	470		203	69				15			312	1,821 ± 919
Whitefish	ᑲᕕᓯᓖᑦ	Kapihiliit			237										237 ± 303

‡ Polar bear data supplied by DSD.

‡ ᓇᓄᑦᓄᑦ ᑎᑎᕋᑦᑕᒪᔪᑦ ᑐᓂᒃᑯᖅᑦ ᐅᑯᐊ ᐃᑯᐱᕐᕕᓕᕆᔨᑦ.

‡ Nanuin nahagaumajut pijauhimajut Ikupiktulikijinik.

TABLE/ᓇᓗᓇᐃᔭᐅᑦ/NAUNAIKUTA 444

Monthly hunter response — **Year 3 (June 1998 - May 1999)**

ᑕᕿᑕᒫᑦ ᐊᖑᓇᓱᒃᑏᑦ ᑭᐅᓂᖏᑦ — **ᐊᒻᕿᒍ 3 (ᔫᓂ 1998 - ᒪᐃ 1999)**

Tatkiktaman pijauhimajut angunahuktinun — **Ukiunga 3 (June 1998 - May 1999)**

Month/ᑕᕿᖓ/Tatkia			JUN ᔫᓂ	JUL ᔪᓚᐃ	AUG ᐊᐅᒻᒍᑎ	SEP ᓱᑎᒻᐱᓇ	OCT ᐅᑦᑐᐱᓇ	NOV ᓄᓇᒻᐱᓇ	DEC ᑏᓯᒻᐱᓇ	JAN ᒣᓐᓄᐊᓇ	FEB ᓈᕝᐅᐊᓇ	MAR ᒪᕐᓯ	APR ᐃᕐᓇᓕ	MAY ᒪᐃ	Total ᑲᑎᑦᑐᑦ Tamakiklugin
Hunter Response Categories	ᐊᖑᓇᓱᒃᑏᑦ ᑭᐅᓂᖏᑦ ᐊᒻᒍᕐᓯᒪᓂᖏᑦ	**Angunahukpaktun Kiujait**													
Monthly hunter list	ᑕᕿᑕᒫᑦ ᐊᖑᓇᓱᒃᑏᑦ	Tatkitaman angunahuktut titigait	214	215	214	215	213	213	212	210	210	209	210	215	222*
Hunters interviewed	ᐊᖑᓇᓱᒃᑏᑦ ᐊᐱᕐᓱᕐᑕᑦ	Angunahuktin apikhuktan	92	92	134	141	166	192	185	186	193	184	190	65	218*
Harvested	ᐊᖑᓇᓱᒃᑐᒥᓃᑦ	Angujaujut	13	9	10	6	16	4	5	2	12	4	14	8	48*
Response Rate (%)	ᑭᐅᔪᑦ ᖃᑦᓯᐅᓂᖏᑦ (%)	Kiujut (%)	43	43	63	66	78	90	87	89	92	88	90	30	72**

* Hunters registered/interviewed/harvested at least once during the year.
** Mean monthly response rate.

* ᐊᖑᓇᓱᒃᑏᑦ ᐊᑎᓕᐅᑦᑕᐅᒪᔪᑦ/ᐊᐱᕐᓱᕐᑕᑦ/ᐊᖑᓇᓱᒃᑐᒥᓃᑦ ᐊᑕᐅᓯᐊᕋᓗᐊᑦᑐᑎᒃ ᐊᒻᕿᒍᒥ.
** ᐊᒃᐅᓱᒋᓕᑦᑎᓯᒪᔪᑦ ᑕᕿᑕᒫᑦ ᑭᐅᔪᑦ.

* Angunahuktin atiliukhimajut/apikhiktaunikut/anguhimajut talvani ukiumi.
** Talvani angunahuknami kiujutaumajut.

6.2.6

TABLE/ᓇᓗᓇᐃᔭᐅᑦ/NAUNAIKUTA 445

Recall period between harvest and interview, expressed as % of total harvest records — **Year 3 (June 1998 - May 1999)**

ᐅᑎᕐᕕᐅᔪᑦ ᐊᑯᕐᖓᓂ ᐊᖑᓇᓱᓐᓂᖓᑕ ᐊᒻᒪᓗ ᐊᐱᕐᓱᕐᑕᐅᓂᖓᑕ, ᓇᓗᓇᐃᕐᑕᑦ ᐃᒫᒃ % ᑲᑎᑦᑐᑦ ᐊᖑᓇᓱᒃᑕᑦ ᑎᑎᕐᕐᑕᐅᒪᔪᑦ — **ᐊᒻᕿᒍ 3 (ᔫᓂ 1998 - ᒪᐃ 1999)**

Itkaumajaujut angunahuktunun apihijauvaktunutlu, kanuk amigaitiginit tamakiklugin angujauhimajut — **Ukiunga 3 (June 1998 - May 1999)**

Month/ᑕᕿᖓ/Tatkia			JUN ᔫᓂ	JUL ᔪᓚᐃ	AUG ᐊᐅᒻᒍᑎ	SEP ᓱᑎᒻᐱᓇ	OCT ᐅᑦᑐᐱᓇ	NOV ᓄᓇᒻᐱᓇ	DEC ᑏᓯᒻᐱᓇ	JAN ᒣᓐᓄᐊᓇ	FEB ᓈᕝᐅᐊᓇ	MAR ᒪᕐᓯ	APR ᐃᕐᓇᓕ	MAY ᒪᐃ	Total ᑲᑎᑦᑐᑦ Tamakiklugin
Recall Period	ᐅᑎᕐᕕᐅᔪᑦ	**Pigiakvia**													
≤ 3 months	≤ 3 ᑕᕿᑦ	≤ tatkin pingahut	0	100	100	100	100	80	83	100	100	100	100	100	90
4-6 months	4-6 ᑕᕿᑦ	tatkin hitaman 6nut	100	0	0	0	0	20	0	0	0	0	0	0	9
> 6 months	> 6 ᑕᕿᑦ	> 6 tatkin	0	0	0	0	0	0	17	0	0	0	0	0	1

TABLE/ᓇᓗᓇᐃᔭᐅᑦ/NAUNAIKUTA 446

Number of hunters harvesting each species — **Year 3 (June 1998 - May 1999)**

ᖃᑦᓯᐅᓂᖏᑦ ᐊᖑᓇᓱᒃᑏᑦ ᐊᖑᓇᓱᒃᐸᑦᑐᑦ ᐊᑐᓂᒃ ᐆᒪᔪᕐᓂᒃ — **ᐊᒃᕐᒍ 3 (ᔪᓂ 1998 - ᒪᐃ 1999)**

Amigaitiginigin angunahukpaktun anguvaktaitlu kanugitugiagin — **Ukiunga 3 (June 1998 - May 1999)**

Month/ᑕᕝᕙᖓ/Tatkia			JUN ᔪᓂ	JUL ᔪᓚᐃ	AUG ᐊᐅᒃᑐᑎ	SEP ᓱᑎᒃᐱᓇ	OCT ᐅᑦᑐᐱᓇ	NOV ᓄᓇᒃᐱᓇ	DEC ᑏᓯᒃᐱᓇ	JAN ᒎᓐᓄᐊᓇ	FEB ᓈᕝᕗᐊᓇ	MAR ᒪᕐᓯ	APR ᐃᑦᓇᓕ	MAY ᒪᐃ	Total ᑲᑎᑦᑐᑦ Tamakiklugin
Species	**ᐆᒪᔪᑦ**	**Umajuin**													
Caribou	ᑐᒃᑐᐃᑦ	Tuktut		1	7	5	8				6	3	9	2	21
Musk-ox	ᐅᒥᒃᒪᐃᑦ	Umingmait									2				2
Polar bear#	ᓇᓄᐃᑦ#	Nanuit#	n/d	n/d	n/d	n/d	n/d	n/d	n/d	n/d	n/d	n/d	n/d	n/d	n/d
Wolverine	ᖃᕐᕕᑦ	Kalvik								1					1
Arctic hare	ᐅᑲᓖᑦ	Ukalik												1	1
Seals (unspecified)	ᓱᖅᑯᓖᑦ	Natiit	4	2	4		2	1	3						12
Ringed seal	ᓇᑦᓱᑦ	Natiinat					1			1	3	2	7	4	15
Bearded seal	ᐅᒡᔪᐃᑦ	Ukyuk			2	1									2
Beluga	ᖃᑯᑦᑕᑦ ᕿᓚᓗᒐᑦ	Kilalugak			1										1
Geese (unspecified)	ᓂᕐᓖᑦ	Kanguk	1												1
Snow goose	ᑲᖑᐃᑦ	Kanguq												2	2
Tundra swan	ᖁᒃᔪᐃᑦ	Kukyuk												1	1
Goose eggs	ᑲᖑᐃᑦ ᒪᓐᓂᖏᑦ	Uluaguliit manniit												1	1
Arctic char	ᐃᖃᓗᒃᐱᑦ	Ikaliviit	2	1	3		11	4	3	1				3	18
Lake trout	ᐃᓱᕐᕋᐃᑦ	Ikalukpik	7	6		1	2				1			4	15
Whitefish	ᑲᕕᓯᓖᑦ	Kapihiliit			1										1

‡‡ No data are available corresponding to the harvest numbers shown in the harvest estimates table which were provided by DSD.

‡‡ ᑎᑎᕋᓯᒪᔪᓂᒃ ᐱᑕᖃᖏᑦᑐᖅ ᐱᔾᔪᑎᓕᓐᓂᒃ ᐊᖑᔭᑦ ᖃᑦᓯᐅᓂᖏᓐᓄᑦ ᐊᓚᒃᑲᐅᒪᔪᓄᑦ ᐊᖑᔭᓄᑦ ᓇᓚᐅᑦᓴᕈᑎᓂ ᑐᓂᔭᖏᓐᓂ ᐃᑯᐱᕐᕕᓕᕆᔨᑦ.

‡‡ Nahagauhimaitut titigakhimajunik pitman kanuk angujaukatakhimajunik kanukitunit pijaumajut ikupiktulikijinik.

TABLE/ᓇᓗᓇᐃᔭᐅᑦ/NAUNAIKUTA 447

Monthly harvest estimates
ᑕᕿᑕᒫᑦ ᐊᖑᔭᓄᑦ ᓇᓚᐅᑦᓴᕈᑏᑦ
Tatkiktamat nahaktauvaktun

Year 4 (June 1999 - May 2000)
ᐊᒻᕐᒍ 4 (ᔫᓂ 1999 - ᒪᐃ 2000)
Ukiunga 4 (June 1999 - May 2000)

Month/ᑕᕿᖓ/Tatkia			JUN ᔫᓂ	JUL ᔪᓚᐃ	AUG ᐊᐅᒻᒍᑎ	SEP ᓱᑎᒻᐱᕆ	OCT ᐅᑦᑐᐱᕆ	NOV ᓄᓇᒻᐱᕆ	DEC ᑏᑭᒻᐱᕆ	JAN ᒎᖕᓄᐊᕆ	FEB ᓈᕐᖑᐊᕆ	MAR ᒫᕿ	APR ᐃᑦᕆᓕ	MAY ᒪᐃ	Total ᑲᑎᑦᑐᑦ Tamakiklugin ± 95% CI
Species	**ᐆᒪᔪᑦ**	**Umajuin**													
Caribou	ᑐᒃᑐᐃᑦ	Tuktut	39	69	279	298	106	7			17	11	76	49	951 ± 193
Musk-ox	ᐅᒥᒃᒪᐃᑦ	Umingmait			4										4 ± 3
Polar bear‡	ᓇᓄᐃᑦ‡	Nanuit‡						5			2			2	9
Wolf	ᐊᒪᕈᐃᑦ	Amagut						1					2		3 ± 2
Arctic fox	ᑎᓇᒐᓐᓂᐊᑦ	Tigiganiat						21	1		6	8			36 ± 12
Coloured fox	ᖃᑯᖕᖏᑦᑐᑦ ᑎᓇᒐᓐᓂᐊᑦ	Kalaliit tigiganiat						1							1 ± 0
Wolverine	ᖃᕝᕕᑦ	Kalvik						1					2	1	4 ± 2
Arctic hare	ᐅᑲᓖᑦ	Ukalik								2	6	6	3	25	42 ± 29
Arctic ground squirrel	ᓱᒃᓱᒋᑦ	Hikhik				10									10 ± 4
Seals (unspecified)	ᓱᖅᑯᓖᑦ	Natiit				64	47	77	27	10	5	18	31	5	284 ± 24
Ringed seal	ᓇᑦᓱᒋᑦ	Natiinat	20	24	64	2		44			2			35	191 ± 43
Bearded seal	ᐅᒻᔪᐃᑦ	Ukyuk		6	2	1	1								10 ± 6
Beluga	ᖃᑯᑦᑦ ᕿᓚᓗᒐᑦ	Kilalugak			20	1	1								22 ± 17
Snow goose	ᑲᖑᐃᑦ	Kanguq	10											10	20 ± 19
Canada goose	ᓂᕐᓖᑦ ᐅᓗᐊᒍᓖᑦ	Nikliknik	161												161 ± 260
Eider duck	ᒥᑏᑦ	Kingalik	29	10											39 ± 54
Ptarmigan	ᐊᕿᒻᒋᑦ	Akilgik						21	6		5	7	33	3	75 ± 26
Eggs (unspecified)	ᐊᓯᖕᒋᑦ ᑎᒻᒥᐊᑦ ᒪᓐᓂᖕᒋᑦ	Manniit	978											175	1,153 ± 1,749
Goose eggs	ᑲᖑᐃᑦ ᒪᓐᓂᖕᒋᑦ	Uluaguliit manniit	216												216 ± 330
Arctic char	ᐃᖃᓗᒃᐱᑦ	Ikaliviit	1,346	2,462	1,213	8,088	2,324	1,892	244	59	43	103	166	356	18,296 ± 2,781
Lake trout	ᐃᓱᕋᐃᑦ	Ikalukpik	2,445	2,741	346	653	565	701	244	389	260	234	377	1,572	10,527 ± 2,364
Whitefish	ᑲᕕᓯᓖᑦ	Kapihiliit				454	376	677	47			8	3		1,565 ± 154
Cod	ᐆᒪᐃᑦ	Ugak									10	67	7		84 ± 64

‡ Polar bear data supplied by DSD.

‡ ᓇᓄᕐᓄᑦ ᑎᑎᕋᑕᒪᔪᑦ ᑐᓂᔭᖕᒋᑦ ᐅᑯᐊ ᐃᑯᐱᕐᕕᓕᕆᔨᑦ.

‡ Nanuin nahagaumajut pijauhimajut Ikupiktulikijinik.

TABLE/ᓇᓗᓇᐃᔭᐅᑦ/NAUNAIKUTA 448

Monthly hunter response — **Year 4 (June 1999 - May 2000)**

ᑕᕿᑖᒪᑦ ᐊᖑᓇᓱᒃᑏᑦ ᑭᐅᓂᖏᑦ — **ᐊᒻᕐᒍ 4 (ᓘᓂ 1999 - ᒪᐃ 2000)**

Tatkiktaman pijauhimajut angunahuktinun — **Ukiunga 4 (June 1999 - May 2000)**

Month/ᑕᕿᖓ/Tatkia			JUN ᓘᓂ	JUL ᓯᓚᐃ	AUG ᐊᐅᒻᒍᑎ	SEP ᓱᑎᒻᐱᓇ	OCT ᐅᑦᑐᐱᓇ	NOV ᓄᓇᒻᐱᓇ	DEC ᑏᓯᒻᐱᓇ	JAN ᒎᓐᓄᐊᓇ	FEB ᓈᕝᕗᐊᓇ	MAR ᒪᕐᓯ	APR ᐃᕐᓇᓕ	MAY ᒪᐃ	Total ᑲᑎᑦᑐᑦ Tamakiklugin
Hunter Response Categories	ᐊᖑᓇᓱᒃᑏᑦ ᑭᐅᓂᖏᑦ ᐊᒻᒍᕐᓯᒪᓂᖏᑦ	**Angunahukpaktun Kiujait**													
Monthly hunter list	ᑕᕿᑖᒪᑦ ᐊᖑᓇᓱᒃᑏᑦ	Tatkitaman angunahuktut titigait	212	209	209	206	204	204	203	208	205	202	202	205	221*
Hunters interviewed	ᐊᖑᓇᓱᒃᑏᑦ ᐊᐱᕐᓱᕐᑕᑦ	Angunahuktin apikhuktan	79	120	138	195	199	197	194	199	195	146	145	139	215*
Harvested	ᐊᖑᓇᓱᒃᑐᒥᓃᑦ	Angujaujut	12	36	37	73	51	44	16	23	23	20	28	50	123*
Response Rate (%)	ᑭᐅᔪᑦ ᖃᕐᓯᐅᓂᖏᑦ (%)	Kiujut (%)	37	57	66	95	98	97	96	96	95	72	72	68	79**

* Hunters registered/interviewed/harvested at least once during the year.
** Mean monthly response rate.

* ᐊᖑᓇᓱᒃᑏᑦ ᐊᑎᓕᐅᑦᑕᐅᒪᔪᑦ/ᐊᐱᕐᓱᕐᑕᑦ/ᐊᖑᓇᓱᒃᑐᒥᓃᑦ ᐊᑕᐅᓯᐊᕋᓗᐊᑐᑎᒃ ᐊᒻᕐᒍᒥ.
** ᐊᔾᔨᒌᓕᑎᓯᒪᔪᑦ ᑕᕿᑖᒪᑦ ᑭᐅᔪᑦ.

* Angunahuktin atiliukhimajut/apikhiktaunikut/anguhimajut talvani ukiumi.
** Talvani angunahuknami kiujutaumajut.

6.2.6

TABLE/ᓇᓗᓇᐃᔭᐅᑦ/NAUNAIKUTA 449

Recall period between harvest and interview, expressed as % of total harvest records — **Year 4 (June 1999 - May 2000)**

ᐅᑎᕐᕕᐅᔪᑦ ᐊᑯᕐᖓᓂ ᐊᖑᓇᓱᒋᓂᖓᑕ ᐊᒻᒪᓗ ᐊᐱᕐᓱᕐᑕᐅᓂᖓᑕ, ᓇᓗᓇᐃᕐᑕᑦ ᐃᒫᒃ % ᑲᑎᑦᑐᑦ ᐊᖑᓇᓱᒃᑕᑦ ᑎᑎᕐᕐᑕᐅᒪᔪᑦ — **ᐊᒻᕐᒍ 4 (ᓘᓂ 1999 - ᒪᐃ 2000)**

Itkaumajaujut angunahuktunun apihijauvaktunutlu, kanuk amigaitiginit tamakiklugin angujauhimajut — **Ukiunga 4 (June 1999 - May 2000)**

Month/ᑕᕿᖓ/Tatkia			JUN ᓘᓂ	JUL ᓯᓚᐃ	AUG ᐊᐅᒻᒍᑎ	SEP ᓱᑎᒻᐱᓇ	OCT ᐅᑦᑐᐱᓇ	NOV ᓄᓇᒻᐱᓇ	DEC ᑏᓯᒻᐱᓇ	JAN ᒎᓐᓄᐊᓇ	FEB ᓈᕝᕗᐊᓇ	MAR ᒪᕐᓯ	APR ᐃᕐᓇᓕ	MAY ᒪᐃ	Total ᑲᑎᑦᑐᑦ Tamakiklugin
Recall Period	ᐅᑎᕐᕕᐅᔪᑦ	**Pigiakvia**													
≤ 3 months	≤ 3 ᑕᕿᑦ	≤ tatkin pingahut	100	36	100	16	99	100	100	100	100	55	95	100	77
4-6 months	4-6 ᑕᕿᑦ	tatkin hitaman 6nut	0	64	0	84	1	0	0	0	0	45	5	0	23
> 6 months	> 6 ᑕᕿᑦ	> 6 tatkin	0	0	0	0	0	0	0	0	0	0	0	0	0

TABLE/ᓇᓗᓇᐃᔭᐅᑦ/NAUNAIKUTA 450

Number of hunters harvesting each species — **Year 4 (June 1999 - May 2000)**

ᖃᑦᓯᐅᓂᖏᑦ ᐊᖑᓇᓱᒃᑏᑦ ᐊᖑᓇᓱᒃᐸᑦᑐᑦ ᐊᑐᓂᒃ ᐆᒪᔪᕐᓂᒃ — **ᐊᒡᕋᒍ 4 (ᔫᓂ 1999 - ᒪᐃ 2000)**

Amigaitiginigin angunahukpaktun anguvaktaitlu kanugitugiagin — **Ukiunga 4 (June 1999 - May 2000)**

Month/ᑕᕝᕙᖓ/Tatkia			JUN ᔫᓂ	JUL ᔪᓚᐃ	AUG ᐊᐅᒡᒍᑦᑎ	SEP ᓱᑎᒡᐱᓇ	OCT ᐅᑦᑐᐱᓇ	NOV ᓄᓇᒡᐱᓇ	DEC ᑏᓯᒡᐱᓇ	JAN ᒎᓐᓄᐊᓇ	FEB ᓈᕝᕗᐊᓇ	MAR ᒫᑦᓯ	APR ᐃᑦᓇᓕ	MAY ᒪᐃ	Total ᑲᑎᑦᑐᑦ Tamakiklugin
Species	**ᐆᒪᔪᑦ**	**Umajuin**													
Caribou	ᑐᒃᑐᐃᑦ	Tuktut	3	13	15	51	21	4			5	4	14	17	70
Musk-ox	ᐅᒥᒃᒪᐃᑦ	Umingmait			2										2
Polar bear#	ᓇᓄᐃᑦ#	Nanuit#	n/d	n/d	n/d	n/d	n/d	n/d	n/d	n/d	n/d	n/d	n/d	n/d	n/d
Wolf	ᐊᒪᕈᐃᑦ	Amagut						1					1		2
Arctic fox	ᑎᓇᒐᓐᓂᐊᑦ	Tigiganiat						2	1		3	1			7
Coloured fox	ᖃᑯᓐᖏᑦᑐᑦ ᑎᓇᒐᓐᓂᐊᑦ	Kalaliit tigiganiat						1							1
Wolverine	ᖃᑦᔅᐃᑦ	Kalvik						1					1	1	3
Arctic hare	ᐅᑲᓖᑦ	Ukalik								2	2	4	1	2	10
Arctic ground squirrel	ᓱᒃᓱᓗᑦ	Hikhik				1									1
Seals (unspecified)	ᓱᖅᑯᓖᑦ	Natiit				22	18	20	10	6	2	4	9	1	51
Ringed seal	ᓇᑦᓗᑦ	Natiinat	3	5	12	1		10			1			10	28
Bearded seal	ᐅᒡᔪᐃᑦ	Ukyuk		2	1	1	1								4
Beluga	ᖃᑯᑦᑦ ᕿᓚᓗᒐᑦ	Kilalugak			6	1	1								7
Snow goose	ᑲᖑᐃᑦ	Kanguq	1											1	2
Canada goose	ᓂᑦᓖᑦ ᐅᓗᐊᒍᓖᑦ	Nikliknik	3												3
Eider duck	ᒥᑏᑦ	Kingalik	1	1											2
Ptarmigan	ᐊᕿᒡᒋᑦ	Akilgik						4	1		1	1	3	1	8
Eggs (unspecified)	ᐊᓯᖏᑦ ᑎᒥᐊᑦ ᒪᓐᓂᖏᑦ	Manniit	1											1	2
Goose eggs	ᑲᖑᐃᑦ ᒪᓐᓂᖏᑦ	Uluaguliit manniit	1												1
Arctic char	ᐃᖃᓗᒃᐱᑦ	Ikaliviit	5	16	16	29	27	17	5	4	2	3	3	8	59
Lake trout	ᐃᓱᕋᐃᑦ	Ikalukpik	7	20	7	18	25	16	6	19	14	12	17	41	85
Whitefish	ᑲᕕᓯᓖᑦ	Kapihiliit				5	9	11	2			1	1		19
Cod	ᐆᒐᐃᑦ	Ugak									1	3	1		4

No data are available corresponding to the harvest numbers shown in the harvest estimates table which were provided by DSD.

ᑎᑎᕋᓯᒪᔪᓂᒃ ᐱᑕᖃᖏᑦᑐᖅ ᐱᔾᔪᑎᓐᓂᒃ ᐊᖑᔭᑦ ᖃᑦᓯᐅᓂᖏᓐᓄᑦ ᐊᓚᒃᑲᐅᒪᔪᓄᑦ ᐊᖑᔭᓄᑦ ᓇᓚᐅᑦᓴᕈᑎᓂ ᑐᓂᔭᖏᓐᓂ ᐃᑯᐱᕐᓕᓇᕆᑦ.

Nahagauhimaitut titigakhimajunik pitman kanuk angujaukatakhimajunik kanukitunit pijaumajut ikupiktulikijinik.

6.2.6

TABLE/ᓇᓗᓇᐃᔭᐅᑦ/NAUNAIKUTA 451

Monthly harvest estimates
ᑕᕿᑕᒫᑦ ᐊᖑᔭᓄᑦ ᓇᓚᐅᑦᓵᕈᑏᑦ
Tatkiktamat nahaktauvaktun

Year 5 (June 2000 - May 2001)
ᐊᒻᕐᒍ 5 (ᔫᓂ 2000 - ᒪᐃ 2001)
Ukiunga 5 (June 2000 - May 2001)

Month/ᑕᕿᖓ/Tatkia			JUN ᔫᓂ	JUL ᔪᓚᐃ	AUG ᐊᐅᒻᒍᑎ	SEP ᓱᑎᒻᐱᓇ	OCT ᐅᑦᑐᐱᓇ	NOV ᓄᓇᒻᐱᓇ	DEC ᑏᓯᒻᐱᓇ	JAN ᒧᖕᓄᐊᓇ	FEB ᓈᕝᕗᐊᓇ	MAR ᒪᑦᓯ	APR ᐃᑦᓇᓕ	MAY ᒪᐃ	Total ᑲᑎᑦᑐᒋᑦ Tamakiklugin ± 95% CI
Species	**ᐆᒪᔪᑦ**	**Umajuin**													
Caribou	ᑐᒃᑐᐃᑦ	Tuktut	89	97	227	344	91	1		1	5	2	19	65	941 ± 65
Musk-ox	ᐅᒥᒻᒪᐃᑦ	Umingmait			3	1			1		1				6 ± 2
Polar bear‡	ᓇᓄᐃᑦ‡	Nanuit‡				2		2	3	2	1	1		3	14
Wolf	ᐊᒪᕈᐃᑦ	Amagut			45		1						1	1	48 ± 52
Arctic fox	ᑎᓇᒐᓐᓂᐊᑦ	Tigiganiat						12	3	4	1	3			23 ± 6
Coloured fox	ᖃᑯᖕᖏᑦᑐᑦ ᑎᓇᒐᓐᓂᐊᑦ	Kalaliit tigiganiat								1					1 ± 0
Wolverine	ᖃᕝᕕᑦ	Kalvik								1	2	1			4 ± 1
Arctic hare	ᐅᑲᓖᑦ	Ukalik			2	4	2	3	1	2	8	13	9	6	50 ± 8
Seals (unspecified)	ᓯᖕᑯᓖᑦ	Natiit	54	44	51										149 ± 26
Ringed seal	ᓇᑦᓱᑦ	Natiinat	15		97	109	99	53	6	14	35	65	16	38	547 ± 52
Bearded seal	ᐅᒻᔪᐃᑦ	Ukyuk	5	1	7	1								3	17 ± 5
Beluga	ᖃᑯᑦᑕ ᕿᓚᓗᒐᑦ	Kilalugak			7	1									8 ± 4
Snow goose	ᑲᖑᐃᑦ	Kanguq	55	15	9	12									91 ± 44
Canada goose	ᓂᕐᓖᑦ ᐅᓗᐊᒍᓖᑦ	Nikliknik	7	4										6	17 ± 7
White-fronted goose	ᓂᕐᓖᑦ	Nirlivik	2											1	3 ± 2
Ducks (unspecified)	ᒥᑏᑦ	Tinmiat	22												22 ± 10
Pintail	ᕐᓱᒻᒪᐊᔫᑦ	Arnaviaq		1											1 ± 1
Eider duck	ᒥᑏᑦ	Kingalik	27	5	9	1	1							1	44 ± 19
Tundra swan	ᕐᓱᒻᔪᐃᑦ	Kukyuk	26												26 ± 19
Common loon	ᑑᓪᓕᒻᔪᐊᖅ	Tuulik			1										1 ± 1
Arctic loon	ᑲᒻᓗᓕᒃ	Maliriq		1											1 ± 1
Red-throated loon	ᖃᖅᓴᐅᑦ	Qaqhuaq	2												2 ± 2
Ptarmigan	ᐊᕿᒻᒋᑦ	Akilgik				32	11	4	1		5			47	100 ± 25
Eggs (unspecified)	ᐊᓯᖕᒋᑦ ᑎᒻᒥᐊᑦ ᒪᓐᓂᖕᒋᑦ	Manniit	3,430												3,430 ± 3,844
Goose eggs	ᑲᖑᐃᑦ ᒪᓐᓂᖕᒋᑦ	Uluaguliit manniit	408	102											510 ± 391
Seagull eggs	ᓇᐅᔭᐃᑦ ᒪᓐᓂᖕᒋᑦ	Nauyat manniit		22											22 ± 14
Arctic char	ᐃᖃᓗᒃᐲᑦ	Ikaliviit	3,915	4,394	2,487	4,494	3,896	3,247	586	145	31	283	166	366	24,010 ± 2,112
Lake trout	ᐃᓱᕋᐃᑦ	Ikalukpik	5,519	4,425	360	636	1,164	113	92	100	114		426	1,119	14,068 ± 1,613
Whitefish	ᑲᕕᓯᓖᑦ	Kapihiliit			2		651	486	108			267	5		1,519 ± 454
Cod	ᐆᒪᐃᑦ	Ugak	47									76	40		163 ± 65

‡ Polar bear data supplied by DSD.

‡ ᓇᓄᕐᓄᑦ ᑎᑎᕋᑦᑕᒪᔪᑦ ᑐᓂᔭᖕᒋᑦ ᐅᑯᐊ ᐃᑯᐱᕐᕕᓕᓇᓵᑦ.

‡ Nanuin nahagaumajut pijauhimajut Ikupiktulikijinik.

TABLE/ᓇᓗᓇᐃᔭᐅᑦ/NAUNAIKUTA 452

Monthly hunter response — **Year 5 (June 2000 - May 2001)**

ᑕᕿᑖᒪᑦ ᐊᖑᓇᓱᒃᑏᑦ ᑭᐅᓂᖏᑦ — **ᐊᒻᕐᒍ 5 (ᔫᓂ 2000 - ᒪᐃ 2001)**

Tatkiktaman pijauhimajut angunahuktinun — **Ukiunga 5 (June 2000 - May 2001)**

Hunter Response Categories / ᐊᖑᓇᓱᒃᑏᑦ ᑭᐅᓂᖏᑦ ᐊᒻᒍᕐᓯᒪᓂᖏᑦ	Month/ᑕᕿᖓ/Tatkia	JUN ᔫᓂ	JUL ᔪᓚᐃ	AUG ᐊᐅᒻᒍᕐᑎ	SEP ᓱᑎᒻᐱᓇ	OCT ᐅᑦᑐᐱᓇ	NOV ᓄᓇᒻᐱᓇ	DEC ᑏᓱᒻᐱᓇ	JAN ᒎᓐᓄᐊᓇ	FEB ᓈᕝᐅᐊᓇ	MAR ᒪᕐᓯ	APR ᐃᕐᓇᓕ	MAY ᒪᐃ	Total ᑲᑎᑦᑐᑦ Tamakiklugin
Monthly hunter list	ᑕᕿᑖᒪᑦ ᐊᖑᓇᓱᒃᑏᑦ	Tatkitaman angunahuktut titigait	205	206	206	207	207	208	206	205	204	205	204	204	212*
Hunters interviewed	ᐊᖑᓇᓱᒃᑏᑦ ᐊᐱᕐᓱᕐᑕᑦ	Angunahuktin apikhuktan	139	171	143	170	172	193	198	194	191	196	190	191	209*
Harvested	ᐊᖑᓇᓱᒃᑐᒥᓃᑦ	Angujaujut	65	62	57	64	54	31	14	19	23	30	26	51	120*
Response Rate (%)	ᑭᐅᔪᑦ ᖃᑦᓯᐅᓂᖏᑦ (%)	Kiujut (%)	68	83	69	82	83	93	96	95	94	96	93	94	87**

* Hunters registered/interviewed/harvested at least once during the year.
** Mean monthly response rate.

* ᐊᖑᓇᓱᒃᑏᑦ ᐊᑎᓕᐅᑦᑕᐅᒪᔪᑦ/ᐊᐱᕐᓱᕐᑕᑦ/ᐊᖑᓇᓱᒃᑐᒥᓃᑦ ᐊᑕᐅᓯᐊᕋᓗᐊᑐᑎᒃ ᐊᒻᕐᒍᒥ.
** ᐊᒃᐅᒋᓐᓂᑎᓯᒪᔪᑦ ᑕᕿᑖᒪᑦ ᑭᐅᔪᑦ.

* Angunahuktin atiliukhimajut/apikhiktaunikut/anguhimajut talvani ukiumi.
** Talvani angunahuknami kiujutaumajut.

6.2.6

TABLE/ᓇᓗᓇᐃᔭᐅᑦ/NAUNAIKUTA 453

Recall period between harvest and interview, expressed as % of total harvest records — **Year 5 (June 2000 - May 2001)**

ᐅᑎᕐᕕᐅᔪᑦ ᐊᑯᕐᖓᓂ ᐊᖑᓇᓱᒃᓂᖓᑕ ᐊᒻᒪᓗ ᐊᐱᕐᓱᕐᑕᐅᓂᖓᑕ, ᓇᓗᓇᐃᕐᑕᑦ ᐃᒫᒃ % ᑲᑎᑦᑐᑦ ᐊᖑᓇᓱᒃᑕᑦ ᑎᑎᕐᕐᑕᐅᒪᔪᑦ — **ᐊᒻᕐᒍ 5 (ᔫᓂ 2000 - ᒪᐃ 2001)**

Itkaumajaujut angunahuktunun apihijauvaktunutlu, kanuk amigaitiginit tamakiklugin angujauhimajut — **Ukiunga 5 (June 2000 - May 2001)**

Recall Period / ᐅᑎᕐᕕᐅᔪᑦ	Month/ᑕᕿᖓ/Tatkia	JUN ᔫᓂ	JUL ᔪᓚᐃ	AUG ᐊᐅᒻᒍᕐᑎ	SEP ᓱᑎᒻᐱᓇ	OCT ᐅᑦᑐᐱᓇ	NOV ᓄᓇᒻᐱᓇ	DEC ᑏᓱᒻᐱᓇ	JAN ᒎᓐᓄᐊᓇ	FEB ᓈᕝᐅᐊᓇ	MAR ᒪᕐᓯ	APR ᐃᕐᓇᓕ	MAY ᒪᐃ	Total ᑲᑎᑦᑐᑦ Tamakiklugin
≤ 3 months	≤ 3 ᑕᕿᑦ	≤ tatkin pingahut	100	78	100	99	100	100	100	100	100	100	100	100	97
4-6 months	4-6 ᑕᕿᑦ	tatkin hitaman 6nut	0	22	0	1	0	0	0	0	0	0	0	0	3
> 6 months	> 6 ᑕᕿᑦ	> 6 tatkin	0	0	0	0	0	0	0	0	0	0	0	0	0

TABLE/ᓇᓗᓇᐃᔭᐅᑦ/NAUNAIKUTA 454

Number of hunters harvesting each species — **Year 5 (June 2000 - May 2001)**

ᖃᑦᓯᐅᓂᖏᑦ ᐊᖑᓇᓱᒃᑏᑦ ᐊᖑᓇᓱᒃᐸᑦᑐᑦ ᐊᑐᓂᒃ ᐆᒪᔪᕐᓂᒃ — **ᐊᒡᕐᒍ 5 (ᔫᓂ 2000 - ᒪᐃ 2001)**

Amigaitiginigin angunahukpaktun anguvaktaitlu kanugitugiagin — **Ukiunga 5 (June 2000 - May 2001)**

Month/ᑕᕝᕙᖓ/Tatkia			JUN ᔫᓂ	JUL ᔪᓚᐃ	AUG ᐊᐅᒡᒍᑎ	SEP ᓱᑎᒡᐱᓇ	OCT ᐅᑦᑐᐱᓇ	NOV ᓄᓇᒡᐱᓇ	DEC ᑏᓯᒡᐱᓇ	JAN ᒎᖕᓄᐊᓇ	FEB ᓈᕝᕗᐊᓇ	MAR ᒪᑦᓯ	APR ᐃᑦᓇᓕ	MAY ᒪᐃ	Total ᑲᑎᑦᑐᑦ Tamakiklugin
Species	**ᐆᒪᔪᑦ**	**Umajuin**													
Caribou	ᑐᒃᑐᐃᑦ	Tuktut	24	27	40	47	18	1		1	1	1	7	26	77
Musk-ox	ᐅᒥᖕᒪᐃᑦ	Umingmait			2	1			1		1				4
Polar bear#	ᓇᓄᐃᑦ#	Nanuit#	n/d	n/d	n/d	n/d	n/d	n/d	n/d	n/d	n/d	n/d	n/d	n/d	n/d
Wolf	ᐊᒪᕈᐃᑦ	Amagut			1		1						1	1	3
Arctic fox	ᑎᓇᒐᓐᓂᐊᑦ	Tigiganiat						4	1	1	1	1			6
Coloured fox	ᖃᑯᖕᖏᑦᑐᑦ ᑎᓇᒐᓐᓂᐊᑦ	Kalaliit tigiganiat								1					1
Wolverine	ᖃᑦᕕᑦ	Kalvik								1	1	1			2
Arctic hare	ᐅᑲᓖᑦ	Ukalik			1	1	1	1	1	2	5	5	2	2	14
Seals (unspecified)	ᓯᖕᑯᓖᑦ	Natiit	14	12	12										31
Ringed seal	ᓇᑦᓱᑦ	Natiinat	5		20	20	22	15	3	7	15	17	6	17	51
Bearded seal	ᐅᒡᔪᐃᑦ	Ukyuk	3	1	4	1								3	10
Beluga	ᖃᑯᑦᑕᑦ ᕿᓚᓗᒐᑦ	Kilalugak			3	1									4
Snow goose	ᑲᖑᐃᑦ	Kanguq	4	1	2	2									9
Canada goose	ᓂᕐᓖᑦ ᐅᓗᐊᒍᖕᓖᑦ	Nikliknik	2	2										4	8
White-fronted goose	ᓂᕐᓖᑦ	Nirlivik	1											1	2
Ducks (unspecified)	ᒥᑏᑦ	Tinmiat	5												5
Pintail	ᕐᓱᒻᒪᐊᔫᑦ	Arnaviaq		1											1
Eider duck	ᒥᑏᑦ	Kingalik	6	1	1	1	1							1	9
Tundra swan	ᕐᓱᒻᔪᐃᑦ	Kukyuk	1												1
Common loon	ᑑᓪᓕᒡᔪᐊᖅ	Tuulik			1										1
Arctic loon	ᑲᒡᓗᓕᒃ	Maliriq		1											1
Red-throated loon	ᖃᖅᓴᐅᑦ	Qaqhuaq	1												1
Ptarmigan	ᐊᕿᒡᑏᑦ	Akilgik				3	3	2	1		2			3	12
Eggs (unspecified)	ᐊᓯᖕᒋᑦ ᑎᒻᒥᐊᑦ ᒪᓐᓂᖕᒋᑦ	Manniit	3												3
Goose eggs	ᑲᖑᐃᑦ ᒪᓐᓂᖕᒋᑦ	Uluaguliit manniit	3	3											6
Seagull eggs	ᓇᐅᔭᐃᑦ ᒪᓐᓂᖕᒋᑦ	Nauyat manniit		1											1
Arctic char	ᐃᖃᓗᒃᕕᑦ	Ikaliviit	44	37	25	26	29	26	6	3	2	6	5	9	83
Lake trout	ᐃᓱᕿᐃᑦ	Ikalukpik	47	44	11	13	20	2	3	9	8		18	44	94
Whitefish	ᑲᕕᓯᓖᑦ	Kapihiliit			1		3	2	1			17	1		23
Cod	ᐆᒐᐃᑦ	Ugak	1									3	1		4

‡‡ No data are available corresponding to the harvest numbers shown in the harvest estimates table which were provided by DSD.

‡‡ ᑎᑎᕋᓯᒪᔪᓂᒃ ᐱᑕᖃᖕᖏᑦᑐᖅ ᐱᔾᔪᑎᓕᖕᓂᒃ ᐊᖑᔭᑦ ᖃᕐᓯᐅᓂᖏᖕᓄᑦ ᐊᓚᒃᑲᐅᒪᔪᓄᑦ ᐊᖑᔭᓄᑦ ᓇᓚᐅᑦᓱᑎᓂ ᑐᓂᔭᖕᒋᖕᓂ ᐃᑯᐱᕐᕕᓕᓇᕐᑦ.

‡‡ Nahagauhimaitut titigakhimajunik pitman kanuk angujaukatakhimajunik kanukitunit pijaumajut ikupiktulikijinik.

TABLE/ᓇᓗᓇᐃᔭᐅᑦ/NAUNAIKUTA 455

Annual harvest estimates and five-year mean

ᐊᒡᕐᒍᑕᒫᑦ ᐊᖑᔭᓄᑦ ᓇᓚᐅᑦᓴᕈᑏᑦ ᐊᒻᒪᓗ ᑕᓪᓕᒪᓄᑦ-ᐊᒡᕐᒍᓄᑦ ᐊᔾᔨᒌᓕᕐᑎᓯᒪᔪᑦ

Aragutamat angujauvaktun tatlman araguit iluani

All Years (June 1996 - May 2001)

ᑕᒪᐃᓐᓄᑦ ᐊᒡᕐᒍᓄᑦ (ᓘᓂ 1996 - ᒪᐃ 2001)

Tamamik ukiuni (June 1996 - May 2001)

Study Year/ᖃᐅᔨᓴᕐᓂᒃ ᐊᒡᕐᒍ/Ihivgiukimayut Ukiumi			1	2	3	4	5	Mean ᐊᔾᔨᒌᓕᕐᑎᓯᒪᔪᑦ Amigaitkiyait
			96/97	97/98	98/99	99/00	00/01	
Species	ᐆᒪᔪᑦ	**Umajuin**						
Caribou[1]	ᑐᒃᑐᐃᑦ[1]	Tuktut[1]	636	637	288	951	941	691
Musk-ox[2]	ᐅᒥᒃᒪᐃᑦ[2]	Umingmait[2]	11	8	3	4	6	6
Polar bear[3]	ᓇᓄᐃᑦ[3]	Nanuit[3]	17	15	14	9	14	14
Wolf	ᐊᒪᕈᐃᑦ	Amagut	7	0	0	3	48	12
Arctic fox[4]	ᑎᓇᒐᓐᓂᐊᑦ[4]	Tigiganiat[4]	77	43	0	36	23	36
Coloured fox	ᖃᑯᓐᖏᑦᑐᑦ ᑎᓇᒐᓐᓂᐊᑦ	Kalaliit tigiganiat	2	0	0	1	1	1
Wolverine	ᖃᕝᕕᑦ	Kalvik	0	5	2	4	4	3
Arctic hare	ᐅᑲᓖᑦ	Ukalik	31	3	3	42	50	26
Arctic ground squirrel	ᓱᒃᓯᑦ	Hikhik	0	0	0	10	0	2
Seals (unspecified)	ᓯᖅᑯᓖᑦ	Natiit	17	316	59	284	149	165
Ringed seal	ᓇᑦᓯᑦ	Natiinat	264	459	66	191	547	305
Bearded seal	ᐅᒡᔪᐃᑦ	Ukyuk	14	12	6	10	17	12
Narwhal[5]	ᑑᒫᓖᑦ ᕿᓚᓗᒐᑦ[5]	Tuugaak[5]	1	2	0	0	0	1
Beluga[6]	ᖃᑯᑦᑕᑦ ᕿᓚᓗᒐᑦ[6]	Kilalugak[6]	0	0	2	22	8	6
Geese (unspecified)[7]	ᓂᕐᓖᑦ[7]	Kanguk[7]	0	0	123	0	0	25
Snow goose[7]	ᑲᖑᐃᑦ[7]	Kanguq[7]	21	132	561	20	91	165
Canada goose[7]	ᓂᕐᓖᑦ ᐅᓗᐊᒍᓖᑦ[7]	Nikliknik[7]	63	434	0	161	17	135
Brant goose[7]	ᓂᕐᓕᕐᓇᐃᑦ[7]	Nirlirnaq[7]	0	2	0	0	0	<1
White-fronted goose[7]	ᓂᕐᓖᑦ[7]	Nirlivik[7]	0	2	0	0	3	1
Ducks (unspecified)	ᒥᑏᑦ	Tinmiat	0	0	0	0	22	4
Old squaw	ᐊᒻᒋᐊᕐᔪᐃᑦ	Aahangik	0	3	0	0	0	1
Pintail	ᕐᓚᒻᒪᐊᔫᑦ	Arnaviaq	0	0	0	0	1	<1
Eider duck[8]	ᒥᑏᑦ[8]	Kingalik[8]	100	267	0	39	44	90
Tundra swan[9]	ᕐᓚᒻᔪᐃᑦ[9]	Kukyuk[9]	0	0	88	0	26	23
Common loon	ᑑᓪᓕᕐᔪᐊᑦ	Tuulik	0	5	0	0	1	1
Arctic loon	ᑲᒡᓗᓖᑦ	Maliriq	0	0	0	0	1	<1
Red-throated loon	ᖃᖅᓴᐅᑦ	Qaqhuaq	0	0	0	0	2	<1
Ptarmigan	ᐊᕿᒡᒋᑦ	Akilgik	36	94	0	75	100	61
Eggs (unspecified)[10]	ᒪᓐᓃᑦ[10]	Manniit[10]	0	0	0	1,153	3,430	917
Goose eggs[10]	ᑲᖑᐃᑦ ᒪᓐᓂᖏᑦ[10]	Uluaguliit manniit[10]	0	0	808	216	510	307
Seagull eggs[10]	ᓇᐅᔭᐃᑦ ᒪᓐᓂᖏᑦ[10]	Nauyat manniit[10]	0	0	0	0	22	4
Arctic char[11]	ᐃᖃᓗᒃᕕᑦ[11]	Ikaliviit[11]	13,129	13,748	4,597	18,296	24,010	14,756
Lake trout	ᐃᓱᕋᐃᑦ	Ikalukpik	8,449	10,238	1,821	10,527	14,068	9,021
Whitefish	ᑲᕕᓯᓖᑦ	Kapihiliit	230	42	237	1,565	1,519	719
Cod[12]	ᐆᒪᐃᑦ[12]	Ugak[12]	0	63	0	84	163	62

[1-12]: See page 581 for community feedback and other sources of data.

[1-12]: ᑕᑯᒍᒃ ᒪᕐᕕᕐᒐᖅ 583 ᓄᓇᓖᑦ ᑭᐅᔪᑎᕐᕿᑦ ᐊᒻᒪᓗ ᐊᓯᕐᕿᑦ ᐱᕐᕕᐅᔪᑦ ᓈᒻᒪᐅᑎᓂᒃ.

[1-12]: Takulugu makpigaak 585 nunanit kiutjutinganik ovalo aalanik naunaiyautainik.

6.2.6

TABLE/ᓇᓗᓇᐃᔭᐅᑦ/NAUNAIKUTA 456

Annual hunter response — **All Years (June 1996 - May 2001)**

ᐊᒻᕐᒍᑕᒫᑦ ᐊᖑᓇᓱᒃᑏᑦ ᑭᐅᓂᖏᑦ — **ᑕᒪᐃᓐᓄᑦ ᐊᒻᕐᒍᓄᑦ (ᓱᓂ 1996 - ᒪᐃ 2001)**

Angujauvaktu — **Tamamik ukiuni (June 1996 - May 2001)**

Study Year/ᖃᐅᔨᓴᕐᕕᒃ ᐊᒻᕐᒍ/Ihivgiukimayut Ukiumi			1	2	3	4	5	Total ᑲᑎᕐᑐᑦ Tamakiklugin
			96/97	97/98	98/99	99/00	00/01	
Hunter Response Categories	**ᐊᖑᓇᓱᒃᑏᑦ ᑭᐅᓂᖏᑦ ᐊᒻᒍᕐᒪᓂᖏᑦ**	**Angunahukpaktun Kiujait**						
Monthly hunter list	ᑕᕿᑕᒫᑦ ᐊᖑᓇᓱᒃᑏᑦ	Tatkitaman angunahuktut titigait	235	231	222	221	212	249*
Hunters interviewed	ᐊᖑᓇᓱᒃᑏᑦ ᐊᐱᕐᓱᕐᑕᑦ	Angunahuktin apikhuktan	232	228	218	215	209	244*
Harvested	ᐊᖑᓇᓱᒃᑐᒥᓐᓂᑦ	Angujaujut	120	126	48	123	120	187*
Response Rate (%)	ᑭᐅᔪᑦ ᖃᑦᓯᐅᓂᖏᑦ (%)	Kiujut (%)	75	78	72	79	87	78**

* Hunters registered/interviewed/harvested at least once during the study.
** Mean annual response rate.

* ᐊᖑᓇᓱᒃᑏᑦ ᐊᑎᓕᐅᔪᒪᔪᑦ/ᐊᐱᕐᓱᕐᑕᑦ/ᐊᖑᓇᓱᒃᑐᒥᓐᓂᑦ ᐊᑕᐅᓯᐊᕐᓗᐊᑐᑎᒃ ᖃᐅᔨᓴᕐᓂᒥ.
** ᐊᒃᔨᑏᓕᕐᑎᓯᒪᔪᑦ ᐊᒻᕐᒍᑕᒫᑦ ᑭᐅᔪᑦ.

* Angunahuktin atiliukhimajut/apikhiktaunikut/anguhimajut talvani kaujihatatiplugin.
** Atjikilirhimajut ukiumun kiutjutaujut.

6.2.6

TABLE/ᓇᓗᓇᐃᔭᐅᑦ/NAUNAIKUTA 457

Recall period between harvest and interview, expressed as % of total harvest records — **All Years (June 1996 - May 2001)**

ᐅᑎᕐᕕᐅᔪᑦ ᐊᑯᕐᖓᓂ ᐊᖑᓇᓱᓐᓂᖓᑕ ᐊᒻᒪᓗ ᐊᐱᕐᓱᕐᑕᐅᓂᖓᑕ, ᓇᓗᓇᐃᕐᑕᑦ ᐃᒫᒃ % ᑲᑎᕐᑐᑦ ᐊᖑᓇᓱᒃᑕᑦ ᑎᑎᕐᕐᑕᐅᒪᔪᑦ — **ᑕᒪᐃᓐᓄᑦ ᐊᒻᕐᒍᓄᑦ (ᓱᓂ 1996 - ᒪᐃ 2001)**

Angunahuktin apikhuktaujut, iluakhagaujutl % tamakiklugit angujauhimajut umajut — **Tamamik ukiuni (June 1996 - May 2001)**

Study Year/ᖃᐅᔨᓴᕐᕕᒃ ᐊᒻᕐᒍ/Ihivgiukimayut Ukiumi			1	2	3	4	5	Total ᑲᑎᕐᑐᑦ Tamakiklugin
			96/97	97/98	98/99	99/00	00/01	
Recall Period	**ᐅᑎᕐᕕᐅᔪᑦ**	**Pigiakvia**						
≤ 3 months	≤ 3 ᑕᕿᑦ	≤ tatkin pingahut	91	99	90	77	97	92
4-6 months	4-6 ᑕᕿᑦ	tatkin hitaman 6nut	9	1	9	23	3	8
> 6 months	> 6 ᑕᕿᑦ	> 6 tatkin	0	0	1	0	0	0

TABLE/ᓇᓗᓇᐃᔭᐅᑦ/NAUNAIKUTA 458

Number of hunters harvesting each species — **All Years (June 1996 - May 2001)**

ᖃᑦᓯᐅᓂᖏᑦ ᐊᖑᓇᓱᒃᑏᑦ ᐊᖑᓇᓱᒃᐸᑦᑐᑦ ᐊᑐᓂᒃ ᐆᒪᔪᕐᓂᒃ — **ᑕᒪᐃᓐᓄᑦ ᐊᒃᕿᒍᓄᑦ (ᓘᓂ 1996 - ᒪᐃ 2001)**

Angunahuktin angutivaktun umajunik — **Tamamik ukiuni (June 1996 - May 2001)**

Study Year/ᖃᐅᔨᓴᕐᕕᒃ ᐊᒃᕿᒍ/Ihivgiukimayut Ukiumi			1	2	3	4	5	Total ᑲᑎᑦᑐᑦ
			96/97	97/98	98/99	99/00	00/01	Tamakiklugin
Species	**ᐆᒪᔪᑦ**	**Umajuin**						
Caribou	ᑐᒃᑐᐃᑦ	Tuktut	61	72	21	70	77	120
Musk-ox	ᐅᒥᒃᒪᐃᑦ	Umingmait	3	4	2	2	4	11
Polar bear#	ᓇᓄᐃᑦ#	Nanuit#	n/d	n/d	n/d	n/d	n/d	n/d
Wolf	ᐊᒪᕈᐃᑦ	Amagut	4			2	3	9
Arctic fox	ᑎᓇᒐᓂᐊᑦ	Tigiganiat	16	10		7	6	30
Coloured fox	ᖃᑯᖏᑦᑐᑦ ᑎᓇᒐᓂᐊᑦ	Kalaliit tigiganiat	1			1	1	3
Wolverine	ᖃᕝᕕᑦ	Kalvik		4	1	3	2	7
Arctic hare	ᐅᑲᓖᑦ	Ukalik	6	1	1	10	14	22
Arctic ground squirrel	ᓱᒃᓱᑦ	Hikhik				1		1
Seals (unspecified)	ᓱᖅᑯᓖᑦ	Natiit	4	43	12	51	31	80
Ringed seal	ᓇᑦᓱᑦ	Natiinat	45	57	15	28	51	91
Bearded seal	ᐅᒡᔪᐃᑦ	Ukyuk	6	6	2	4	10	24
Narwhal	ᑑᒐᓖᑦ ᕿᓚᓗᒐᑦ	Tuugaak	1	1				2
Beluga	ᖃᑯᕐᑦ ᕿᓚᓗᒐᑦ	Kilalugak			1	7	4	12
Geese (unspecified)	ᓂᕐᓖᑦ	Kanguk			1			1
Snow goose	ᑲᖑᐃᑦ	Kanguq	3	9	2	2	9	22
Canada goose	ᓂᕐᓖᑦ ᐅᓗᐊᒍᓖᑦ	Nikliknik	7	27		3	8	40
Brant goose	ᓂᕐᓕᕐᓇᐃᑦ	Nirlirnaq		1				1
White-fronted goose	ᓂᕐᓖᑦ	Nirlivik		1			2	3
Ducks (unspecified)	ᒥᑏᑦ	Tinmiat					5	5
Old squaw	ᐊᒃᒋᐊᕐᔪᐃᑦ	Aahangik		1				1
Pintail	ᕐᓗᒃᒪᐊᔫᑦ	Arnaviaq					1	1
Eider duck	ᒥᑏᑦ	Kingalik	8	15		2	9	28
Tundra swan	ᕐᓗᒃᔪᐃᑦ	Kukyuk			1		1	2
Common loon	ᑑᕐᓕᕐᔪᐊᑦ	Tuulik		1			1	2
Arctic loon	ᑲᒡᓗᓖᑦ	Maliriq					1	1
Red-throated loon	ᖃᖅᓴᐅᑦ	Qaqhuaq					1	1
Ptarmigan	ᐊᕿᒡᒋᑦ	Akilgik	6	10		8	12	26
Eggs (unspecified)	ᒪᓐᓃᑦ	Manniit				2	3	4
Goose eggs	ᑲᖑᐃᑦ ᒪᓐᓂᖏᑦ	Uluaguliit manniit			1	1	6	8
Seagull eggs	ᓇᐅᔭᐃᑦ ᒪᓐᓂᖏᑦ	Nauyat manniit					1	1
Arctic char	ᐃᖃᓗᒃᐲᑦ	Ikaliviit	39	59	18	59	83	117
Lake trout	ᐃᓱᕐᕋᐃᑦ	Ikalukpik	76	83	15	85	94	154
Whitefish	ᑲᕕᓯᓖᑦ	Kapihiliit	2	4	1	19	23	35
Cod	ᐆᒐᐃᑦ	Ugak		2		4	4	8

6.2.6

No data are available corresponding to the harvest numbers shown in the harvest estimates table which were provided by DSD.

ᑎᑎᕋᓯᒪᔪᓂᒃ ᐱᑕᖃᖅᑐᖅ ᐱᔾᔪᑎᓐᓂᒃ ᐊᖑᔭᑦ ᖃᕋᐅᓂᖏᓐᓄᑦ ᐊᓚᒃᑲᐅᒪᔪᓄᑦ ᐊᖑᔭᓄᑦ ᓇᓚᐅᕐᓱᑎᓂ ᑐᓂᔭᖏᓐᓂ ᐃᑯᐱᕐᕕᓕᕆᔨᑦ.

Nahagauhimaitut titigakhimajunik pitman kanuk angujaukatakhimajunik kanukitunit pijaumajut ikupiktulikijinik.

6.2.6 Community Results Discussion: Taloyoak

The survey frame:

An assessment of under-enumeration during the community visit indicated that there were very few Inuit hunters who were not registered in the Harvest Study. However it is estimated that there were three occasional hunters with assigned hunting rights who were not registered. As discussed in Section 5.2.1 the effect of this under-enumeration would have led to a downward bias of the harvest estimates. However, the extent of the bias is likely very small since the missing hunters were all occasional hunters and only represent one percent of the total hunter population (Table 10).

Due to the relatively small number of intensive hunters registered in Taloyoak, the intensive classification was joined with the active classification for the purpose of calculating harvest estimates.

Survey coverage and non-response bias:

Response rates in the spring and summer were consistently low throughout the study; however there was some improvement in these rates in the final year. During the community consultation it was reported that hunters were out on the land during these months and very little backfill of data was done when they returned to the community until the final year of the study. Response rates in the spring and summer months were often below 50% and harvest estimates from these months should be used with caution. As seen in Table 9 the consistent intentional non-response rate in Taloyoak was low, at 0.4%, and was not thought to be a potential source of non-response bias.

Response rates were felt to be high enough and non-response bias low enough during most of the fall and winter months in all years to ensure that n did in fact constitute a sufficiently representative sample of N hunters. Readers should exercise caution when using the data collected during the spring and summer since the potential for both sampling error and non-response bias increases as response rates fall.

Measurement issues and response error:

During the community visit hunters reported that when some people were interviewed regarding their arctic char catches – especially in the spring and winter when netting – numbers would be estimated. Hunters would be more likely to underestimate than overestimate which would result in lower than actual harvest estimates. It was also reported during the community consultation that egg harvests were under-reported. Further details are provided in the community feedback and other sources of data section below. Section 5.4 also contains a thorough discussion of this issue.

As seen in the recall period tables, during most months of the study the majority of harvest records were collected within three months of the harvest. However, there were several months in each year of the study where there was an increase in the percentage of records with recall periods of four to six months. These months should be noted since there is a greater potential for measurement error due to recall failure as recall periods increase.

Commercial quotas for arctic char were issued each year for Lord Lindsay Lake and Agnew River however no catches were reported back to DFO during this period. There were also experimental fishery licences for arctic char, lake trout and whitefish issued. Catches of char from these experimental licences were reported back to DFO in year 1 of the study (DFO F). It appears that some of these catches were likely reported during the study and estimates should be assumed to include the subsistence harvest and some of the commercial harvest.

Some caribou were sold to the local HTO by hunters during the study. These animals are included in the harvest estimates.

Community feedback and other sources of data:

Readers will note that the harvest estimates in year 3 are significantly lower than other years for almost all species. When discussing this issue at the community level, hunters reported that there was not a dramatic decrease in harvesting during that year. Although the reason for this apparent decrease in harvesting was not found, readers should exercise caution when using data from year 3. Almost all estimates are felt to be too low in this year. The comments to follow relate only to the other four years of the study and should also be considered.

1. **Caribou:** Caribou harvesting consisted of both barren-ground caribou and island caribou. Also, some hunters did not specify the type of caribou harvested. For the purpose of calculating harvest estimates they were combined into one category. Harvest estimates in years 4 and 5 appear to be in the right range. Some hunters sell caribou to the local HTO (C.F.).
2. **Musk-ox:** Harvest estimates seem low in all years. The HTO Board estimates that around 25 are harvested each year (C.F.).
3. **Polar bear:** Numbers displayed are not estimates but confirmed harvest numbers supplied by DSD (DSD PB).
4. **Arctic fox:** Numbers of fox will vary from year to year, affecting harvest numbers (C.F.). DSD reports were available for 1999/2000 and 2000/2001 (years 4 and 5) and indicate that 20 arctic fox pelts were purchased in 1999/2000 (year 4) and 6 were purchased in 2000/2001 (year 5) (note that DSD data are based on harvest years that run from July to June, whereas Harvest Study data are based on harvest years that run from June to May) (DSD FB). This information suggests that harvest estimates for these years are in the right range.

5 **Narwhal:** Harvest estimates seem accurate. The community had an annual quota of 10 animals but did not always harvest their full quota (C.F.). DFO reports the following harvest numbers for narwhal (note that DFO data are based on fiscal years, whereas Harvest Study data are based on harvest years that run from June to May) (DFO N/B):

96/97	97/98	98/99	99/00	00/01
0	0	n/d	0	3

6 **Beluga:** The HTO holds an annual hunt for beluga and charters a plane for this purpose. Usually approximately 17-20 animals are harvested during this hunt (C.F.). Based in this information harvest estimates seem low in all years but year 4. Hunters reported that belugas were harvested in year 1 and data indicating no reported harvests seems inaccurate. DFO reports the following harvest numbers for beluga (note that DFO data are based on fiscal years, whereas Harvest Study data are based on harvest years that run from June to May) (DFO N/B):

96/97	97/98	98/99	99/00	00/01
15	n/d	n/d	n/d	22

7 **Geese:** All harvest estimates seem too low. Most harvesting takes place from mid-May to the 1st week of July. Harvesters were out on the land and not reporting. It was during this period each year where response rates in Taloyoak declined for this reason. Hunters report that estimates for all types of geese are too low but primary harvesting is of snow geese and Canada geese. There is a major nesting site for snow geese near the community in the Marcheson River area; many are harvested here (C.F.).

8 **Eider duck:** Both king and common eiders are harvested in the area. Although they have been less abundant in recent years, harvest estimates still appear to be too low in some years (C.F.).

9 **Tundra swan:** There are always some harvested each year so the three years with no reported harvests are misleading. However, in year 3 it is unlikely that 88 were harvested, this estimate seems too high (C.F.).

10 **Eggs:** Harvest estimates appear to be too low in all years. Harvesters collect a large number of eggs each year. Many hunters did not report their eggs. Some reasons were suggested to explain why, including that hunters may not have been specifically asked about their egg harvests or that they did not count their eggs so found it too difficult to estimate and report after the fact (C.F.).

11 **Arctic char:** Harvest estimates seem to be in the right range except in year 3 when estimates seem much too low (C.F.). There is commercial fishing for arctic char around the community. Harvest estimates likely include these commercial harvests. Commercial quotas were issued each year for Lord Lindsay Lake and Agnew River however no catches were reported back to DFO during this period. There were also experimental fishery licences issued (DFO F).

12 **Cod:** Hunters report that they are abundant around the community and some are harvested each year (C.F.).

6.2.6 ᓄᓇᓕᖕᓂ ᓴᖅᑭᑕᐅᔪᓂᒃ ᐅᖃᖃᑎᒌᕈᑎᑦ: ᑕᓗᕐᔪᐊᖅ

ᖃᐅᔨᓴᓂᐅᑉ ᐋᖅᑭᐅᒪᓂᖓ:

ᑐᑭᓯᔭᐅᓇᓱᑦᑎᓗᒋᑦ ᐊᑎᓕᐅᓇᖕᒋᓗᐊᕐᓂᑦ ᓄᓇᓕ ᐳᓚᕋᖅᑕᐅᑎᓗᒋᑦ ᑕᑯᑎᑦᓯᓚᐅᖅᑐᑦ ᖃᑦᑏᓇᐅᓂᖏᓐᓂᑦ ᐃᓄᐃᑦ ᐊᖑᓇᓱᐊᖅᑏᑦ ᑎᑎᕋᖅᑕᐅᓯᒪᖏᑦᑐᓐ ᐊᖑᔭᐅᑭᑦᑐᓂᑦ ᖃᐅᔨᓴᕐᒧᑦ. ᑭᓯᐊᓂᓕ ᓇᓚᐅᑦᑕᑦᑕᐅᔪᖅ ᐊᑕᐅᓯᖅᑕᖃᓚᐅᓇᐊᖓ ᐊᖑᓇᓱᐊᖏᓐᓇᖅᑐᒥᑦ ᐊᒻᒪ ᐱᖓᓱᓂᑦ ᐊᖑᓇᓱᐊᖃᐃᓐᓇᖃᑦᑕᖅᑐᓂᑦ ᑐᓂᔭᐅᓯᒪᔪᓂᑦ ᐊᖑᓇᓱᐊᕈᓐᓇᓂᕐᒧᑦ ᐱᔪᓐᓇᐅᑎᒥᑦ ᑎᑎᕋᖅᑕᐅᓯᒪᓚᐅᖏᑦᑐᓂᑦ. ᐅᖃᐅᓯᐅᒻᒪᑕ ᓈᓴᐅᑎᒥ 5.2.1 ᑕᒪᑐᒪ ᐊᑎᓕᐅᓇᖕᒋᓗᐊᕈᑎᐅᑉ ᐱᒍᑕᐅᓂᖓ ᐊᑦᑎᑯᑦᓕᑦᑎᑦᓯᒪᒪᔭᖅᑐᐃᑦ ᐆᒪᔪᖅᑕᐅᑯᑦᑐᑦ ᖃᑦᓯᐅᑯᓐᓂᖏᓐᓂᒃ. ᑭᓯᐊᓂᓕ, ᖃᓄᑎᐅᓂᖓ ᑭᐅᖃᑕᖏᓐᓂᐅᑉ ᒥᑭᔪᒻᒪᓇᐅᔪᖅ ᑭᖑᑯᑦᐃᓂᖅ ᐊᖑᓇᓱᐊᖅᑎᒥᑦ ᑭᒻᒐᑐᐃᑐᐃᓐᓇᖕᒐᓐ ᐊᑕᐅᓯᕐᒥᑦ ᐳᓯᕐᒥᑦ ᑲᑎᑦᓗᒋᑦ ᐊᖑᓇᓱᐊᖃᑦᑕᖅᑐ (ᓇᓕᖅᑲᖅ 10).

ᖃᑦᑏᓐᓇᐸᓗᓂᖏᓐᓄᑦ ᐊᑦᓯᑲᓕᒃ ᐊᖑᓇᓱᐸᑦᑐᐃᑦ ᑕᓗᕐᔪᐊ, ᐊᑦᓯᑲᓕᓗᓂᕐᑕᑦᑐᑦ ᐱᖃᓯᐅᑎᓯᒪᔪᑦ ᓇᓗᓇᐃᕈᑎᖃᖅᑐᓂᒃ ᑕᒫᐸᓗᒃ ᓈᓴᖅᑕᐅᓇᓱᑦᑎᑦᓗᒋᑦ ᖃᑦᑎᐅᑯᓐᓂᖏᓐᓄᑦ ᐆᒪᔪᖅᑕᐅᑯᑦᑐᐃᑦ.

ᖃᐅᔨᓴᖅᑕᐅᔪᑦ ᐊᒻᒪ ᐃᓚᓕᐅᓇᔭᐅᑯᖏᑦᑐᑦ ᑭᐅᓐᖏᑦᑐᑦ:

ᑭᐅᖃᑦᑕᖅᓂᐅᑯᑦᑐᖅ ᐅᐱᕐᖓᒥ ᐊᒻᒪ ᐊᐅᔭᒃᑯᓐ ᐊᑉᐸᓯᖃᑦᑕᓚᐅᖅᑐᖅ ᖃᐅᔨᓴᕐᓂᓚᒫᒥ; ᑭᓯᐊᓂᓕ ᐱᑭᓐᓕᖅᓯᒪᓚᐅᖅᑐᖅ ᐊᒥᓲᓂᓇᔭᖏᑦ ᑭᖑᓪᓕᕐᐸᒥ ᐊᕐᕌᒍᒥ. ᓄᓇᓖᑦ ᐅᖃᖃᑎᒋᔭᐅᖃᑕᑎᓗᒋᑦ ᐅᖃᐅᓯᐅᓚᐅᖅᑐᖅ ᐊᖑᓇᓱᐊᖅᑏᑦ ᐊᐅᓚᖅᓯᒪᖃᑕᓚᐅᕐᖓᑕ ᑕᒪᒃᑯᓂ ᑕᖅᑭᐅᔪᓂ ᐊᒻᒪ ᑎᑎᕋᖅᑕᐅᑎᐊᖃᑦᑕᕋᑎᒃ ᐅᑎᖅᓯᒪᓕᕋᐃᒻᒪᑕ ᓄᓇᓕᖕᓄᑦ ᑭᓯᐊᓂ ᑭᖑᓪᓕᕐᐸᖓᓂ ᐊᕐᕌᒍᒥ ᖃᐅᔨᓴᕐᓂᐅᑉ. ᑭᐅᖃᑦᑕᓂᐅᑯᑦᑐᖅ ᐅᐱᕐᖓᒥ ᐊᒻᒪ ᐊᐅᔭᒥ ᑕᖅᑭᐅᔪᓂ ᐊᑖᓂᖃᑕᓚᐅᖅᑐᖅ 50-ᐳᓯᑦ ᐊᒻᒪ ᐊᖑᔭᐅᔪᐃᑦ ᓇᓚᐅᑦᑖᑦᑕᐅᓂᖏᑦ ᑕᒪᒃᑯᓂᖓ ᑕᖅᑭᐅᔪᓂᑦ ᐊᑐᖅᑕᐅᔭᓇᐊᓖᑦ ᐅᔾᔨᓇᔭᐅᓗᑎᒃ. ᑕᑯᑎᑦᓯᒪᒪᑕ ᓇᓕᖅᑲᒥ 9 ᐱᔭᕇᓗᑎᒃ ᑭᐅᑦᑕᐃᓕᑦᓴᐃᓐᓇᐸᑦᑐᑦ ᑕᓗᕐᔪᐊᖅ ᐊᐸᓯᓚᐅᖅᑐᖅ, ᐅᑦᓂ 0.4%, ᐊᒻᒪᓗ ᐃᓱᒪᒋᔭᐅᓚᐅᖏᑦᑐᖅ ᐱᒍᑕᐅᑐᐃᓐᓇᐊᖃᖅᓴᓂᒃ ᑭᐅᑦᖏᑦᑐᓂᒃ ᐃᓚᓕᐅᓇᖕᒋᓗᐊᖏᓐᓂᕐᒧᑦ.

ᑭᐅᑦᑎᒋᓂᖏᑦ ᐊᒥᓲᑦᑎᐊᕐᓱᒋᔭᐅᓚᐅᖅᑐᑦ ᐊᒻᒪᓗ ᑭᐅᑦᖏᑦᑐᑦ ᐅᓄᓗᐊᕐᑎᒃ ᐅᑭᐊᓕᓖᒫᓗᒃ ᐊᒻᒪ ᐅᑭᐅᒃᑯᓐ ᑕᖅᑭᐅᔪᓂ ᐊᕐᕌᒍᓖᖑᔪᓂ. ᑖᒃᑯᐊ ᐊᐱᖅᓱᖅᑕᐅᑦᑐᑦ ᖃᑦᑎᐅᓂᖏᑦ ᒥᑦᓴᐅᓯᓯᒪᑦᑎᐊᖃᖏᓐᓂᒃ ᐊᖑᓇᓱᑦᑎᓂᒃ ᐊᑎᖃᖃᑕᐅᔪᓂᒃ. ᐅᖃᓖᒫᖅᐸᑦᑐᑦ ᐅᔾᔨᖅᑐᒋᐊᖃᖅᑐᑦ ᐊᑐᖅᓇᐊᕈᓐᓴᔪᒃ ᐊᑦᓚᐅᓯᒪᔪᐃᑦ ᓄᐊᑕᐅᓯᒪᔪᑦ ᐅᐱᖓᒃᑯᓐ ᐊᒻᒪ ᐊᐅᔭᒃᑯᓐ. ᓄᐊᑕᐅᓯᒪᔪᑦ ᑕᒻᒪᖅᓯᒪᐅᖅᑐᑦ ᐊᒻᒪᓗ ᑭᐅᑦᖏᑦᑐᓂᒃ ᐃᓚᓕᐅᓇᖕᒋᓗᐊᖅᓕᑦ ᐱᑭᓕᐊᓲᖅᒍᒻᒪᑕ ᑭᐅᑦᑎᒋᓂᖏᑦ ᑲᑕᔾᔪᒻᒥᔭᕐᖓᑕ.

ᓱᖅᑯᐃᖅᓯᔾᔪᑎᓄᓕᖓᔪᑦ ᐊᒻᒪ ᑭᐅᔾᔪᑎᑦ ᑕᒻᒪᖅᓯᒪᐅᖅᑐᑦ:

ᓄᓇᓕᖕᓂ ᐳᓚᕋᖅᑕᑎᓗᒋᑦ ᐊᖑᓇᓱᐊᖅᑏᑦ ᐅᖃᓚᐅᖅᑐᐃᑦ ᐃᓚᖏᑦ ᐃᓄᐃᑦ ᐊᐱᖅᓱᑕᐅᑎᓗᒋᑦ ᐱᓗᒋᑦ ᐃᖃᓗᑦᑕᐅᑦᑐᐃᑦ - ᓄᓇᓕᖕᓄᑦ ᐳᓚᕋᖅᑕᓂᕐᒥ ᐊᖑᓇᓱᐊᖅᑏᑦ ᐅᖃᖃᑕᓚᐅᖅᑐᐃᑦ ᐃᓚᖏᑦ ᐃᓄᐃᑦ ᐊᐱᖅᓱᑕᐅᑎᓗᒋᑦ ᐱᓗᒍ ᐃᖃᓗᑦᑕᐅᑦᑐᐃᑦ - ᐱᓗᐊᖅᑐᒥ ᐅᐱᕐᖓᒃᑯᓐ ᐊᒻᒪ ᐅᑭᐅᒃᑯᓐ ᓄᓗᐊᖅᓂᐊᖃᑦᑕᑎᓗᒋᑦ - ᐊᒥᓲᖏᑦ ᓇᓚᐅᑦᑖᑦᑕᖃᓚᐅᖅᑐᐃᑦ. ᐊᖑᓇᓱᐊᖅᑏᑦ ᖃᑦᑏᓇᐅᓂᖅᓴᐅᑎᑦᑎᓂᐅᓴᓂᖅᓴᐃᑦ ᐊᒥᓱᕈᓐᓇᐊᖅᑎᑎᖏᖓᓲᓪᓗᑎᒃ ᓴᕿᒐᔭᖅᑐᖅ ᐊᑉᐸᓯᖅᓂᖅᓴᒥᑦ ᐃᖃᓗᑦᑕᒥᓂᐅᔪᐃᑦ ᓇᓚᐅᑦᑖᑦᑕᐅᓯᒪᓂᖏᖅᓂᑦ. ᐅᖃᐅᓯᐅᓚᐅᖅᒥᔪᖅ ᓄᓇᓕᖕᓂᑦ ᐅᖃᖃᑎᖃᖃᑕᓂᕐᒧᑦ ᒪᒃᓂᑦ ᓄᐊᑕᐅᔪᐃᑦ ᖃᑦᑏᓇᐅᑎᖃᖃᑕᓂᕐᒧᑦ. ᓇᓗᓇᐃᔭᓇᐊᖃᓂᕈᑎᑦ ᐊᑐᐃᓐᓇᐅᑎᑕᐅᔪᑦ ᓄᓇᓕᖕᓄᑦ ᑭᐅᔾᔪᑎᐅᔪᓂ ᐊᒻᒪᓗ ᐊᓯᖏᓐᓂᑦ ᐊᑦᓚᑕᐅᓯᒪᔪᓂᒃ ᓈᓴᐅᑎᓂᑦᑐᓂᒃ ᐊᑕᓂ. ᐊᕕᑦᑐᖅᓯᒪᔪᐃᑦ 5.4 ᐃᓗᓕᖅᑭᒥᔪᐃᑦ ᐅᖃᖃᑎᒌᔾᔪᑕᐅᓂᖓᓂᑦ ᑲᒪᒋᔭᕇᖅᑐᔾᑦ. ᑕᐃᒫᒃ ᑕᑯᑎᑦᓯᒪᑦ ᓇᓕᖅᑲᓂᑦᑐᑦ ᐊᑯᑦᑐᓂᖏᑕ ᐃᖃᖃᐅᒪᔭᕇᖅᑐᑦᑕᑦᑕᖏᑕ, ᑕᖅᑭᓕᒫᔭᓂᖅ ᖃᐅᔨᓴᖅᑐᖃᖅᑎᓗᒍ ᐊᒥᓱᓂᖅᓴᐅᔪᐃᑦ ᐊᖑᔭᓇᑦ ᑎᑎᖃᖅᑐᔪᓂᑦ ᐊᕐᕌᒍᓱᑦ 3-ᒥᑦ. ᐊᑕᖏᑉᐸᓗᑦᑐᑎᒃ ᓇᓚᐅᑦᑖᑦᑕᔪᓕᒫᓐ ᐊᑉᐸᓗᐊᑦᑐᒋᔭᐅᔪᐃᑦ ᐊᕐᕌᒍᔪᒥ. ᐅᖃᐅᓯᐅᔪᐃᑦ ᐊᑖᓂ ᑐᕌᖓᔪᐃᑦ ᐊᓯᖏᓐᓄᑦ ᑎᓴᒪᓄᑦ ᐊᕐᕌᒍᓄᑦ ᖃᐅᔨᓴᓂᕐᒥ ᐊᒻᒪ ᐃᓱᒪᒋᔭᐅᔭᕇᖅᑐᐃᑦ.

[1] **ᑐᒃᑐᐃᑦ:** ᑐᑦᑐᑕᐅᖃᑦᑕᖅᑐᐃᑦ ᐃᓚᖃᖅᑐᓐ ᐊᑐᓂᑦ ᓄᓇᑐᐃᓐᓇᖅᒥ ᐊᒻᒪ ᕿᑭᖅᑕᒥ ᑐᑦᑐᓂᑦ.. ᐊᒻᒪᑕᐅᖅ, ᐃᓚᖏᓐ ᐊᖑᓇᓱᐊᖅᑏᑦ ᓇᓗᓇᐃᖅᓯᓚᐅᖏᑦᑐᓐ ᖃᓄᐃᑦᑑᖅᓂᑦ ᑐᑦᑐᑕᖓᑦ. ᖃᐅᔨᓴᓱᐊᖅᓱᑦ ᑐᑦᑐᑕᐅᔪᑦᑐᓂᑦ ᓇᓚᐅᑦᑖᖅᓱᑦ ᑲᑎᑕᐅᓚᐅᖅᑑᒃ ᐊᑕᐅᓯᒧᑦ. ᑐᑦᑐᑕᐅᔪᑦᑐᓄᑦ ᓇᓚᐅᑦᑖᖅ ᐊᕐᕌᒍ 4 ᐊᒻᒪ 5-ᒥ ᑕᐃᒪᐃᑦᑎᐊᑐᔾᔭᖅᑐᓐ. ᐃᓚᖏᓐ ᐊᖑᓇᓱᐊᖅᑏᑦ ᓂᐅᕐᕈᑎᖃᖃᑕᓚᐅᖅᑐᓐ ᓄᓇᓕᖕᓂ ᐆᒪᔪᓐᓂᐊᑎᒃᑯᓐᓄᑦ (C.F.).

6.2.6 ᓄᓇᓕᖕᓂ ᓴᖅᑭᑕᐅᔪᓂᒃ ᐅᖃᖃᑎᒌᕈᑎᑦ: ᑕᓗᕐᔪᐊᖅ

2 **ᐅᒥᖕᒪᐃᑦ:** ᐱᔭᐅᑯᑦᑐᑦ ᖃᑦᑎᐅᓂᖏᑦ ᐊᑦᑎᓗᐊᖅᑰᔾᔪᑦ ᑕᒪᐃᓐᓂ ᐅᑭᐅᓂ. ᐊᖑᓇᓱᑦᑐᓕᕆᔨᑦ ᑲᑎᒪᔨᖏᑦ ᒥᑦᓴᐅᓯᓯᒪᔪᑦ 25ᓂᒃ ᐅᒥᖕᒪᒃᑐᖃᖅᐸᓐᓂᖕᒐᓂᒃ ᐊᑦᕋᒍᑕᒥᑦ (C.F.).

3 **ᓇᓄᐃᑦ:** ᓈᓴᐅᑎᑦ ᑕᑯᔭᒃᓴᐅᔪᑦ ᒥᑦᓴᐅᓯᕈᑎᑐᐃᓐᓇᐅᖏᑦᑐᑦ ᑭᓯᐊᓂ ᓈᓴᖅᑕᐅᓯᒪᓪᓚᑖᖅᑐᑦ ᓄᓇᕗᑦ ᒐᕙᒪᒃᑯᑦ ᐃᑯᐱᕝᕕᓕᕆᔨᒃᑯᖏᓐᓄᑦ (DSD PB).

4 **ᑎᓇᒐᓂᐊᖅ:** ᑎᓇᒐᓂᐊᑦ ᐅᓄᕐᓂᖏᑦ ᐊᔾᔨᒌᑦᑕᐃᓐᓇᖅᐸᖏᑦᑐᑦ ᐊᑦᕋᒍᓂ, ᐊᑦᑐᐃᓂᖅᖃᑦᑐᑎᒃ ᖃᑦᓯ ᐱᔭᐅᑯᓐᓂᖏᓂᒃ (C.F.). ᐃᑯᐱᕝᕕᓕᕆᔨᒃᑯᑦ ᐊᓪᓚᓯᒪᔪᖃᓚᐅᖅᑐᑦ 1999/2000ᒧᑦ ᐊᒻᒪ 2000/2001ᒧᑦ (ᐅᑭᐅᓂ 4 ᐊᒻᒪ 5) ᐊᒻᒪᓗ ᑕᑯᑎᑦᓯᓯᒪᔪᑦ 20ᓂᒃ ᑎᓇᒐᓂᐊᔭᓂᒃ ᓂᐅᕕᖅᑐᖃᓚᐅᕐᓂᖕᒐᓂᒃ 1999/2000ᒥ (ᐅᑭᐅᖕᒐᓐᓂ 4) ᐊᒻᒪᓗ ᐊᕐᕕᓂᓪᓂ ᓂᐅᕕᖅᑕᐅᓪᓗᑎᒃ 2000/2001ᒥ (ᐅᑭᐅᖕᒐᓐᓂ 5) (ᖃᐅᔨᒪᑦ ᐃᑯᐱᕝᕕᓕᕆᔨᒃᑯᑦ ᓈᓴᐅᑎᖏᑦ ᒪᓕᒻᒪᑦ ᐱᑭᐊᖕᕕᖃᖅᑐᒥᒃ ᔪᓚᐃᒥᑦ ᔫᓂᒧᑦ, ᖃᐅᔨᓴᕐᓂᒧᓪᓗ ᐊᓪᓚᑕᐅᓯᒪᔪᐃᑦ ᒪᓕᒻᒪᑦ ᐱᑭᐊᖕᕕᒋᓪᓗᒍ ᔫᓂᒥᑦ ᒪᐃᒧᑦ) (DSD FB). ᑕᒪᒃᑯᐊ ᐊᓪᓚᑕᐅᓯᒪᔪᑦ ᑕᑯᑎᑦᓯᓯᔪᑦ ᑎᓇᒐᓂᐊᖅᑕᐅᑦᑐᑦ ᐅᑭᐅᓂ ᑖᒃᑯᓇᓂ ᒥᑦᓴᐅᓯᒪᑦᑎᐊᕐᓂᖏᓐᓂᒃ.

5 **ᑑᒐᓕᑦ:** ᐱᔭᐅᑯᑦᑐᑦ ᖃᑦᑎᐅᓂᖏᑦ ᓈᒻᒪᑦᑑᔭᖅᑐᑦ. ᓄᓇᓕᑦ ᐊᑦᕋᒍᑕᒥᑦ ᑰᑕᖃᖅᐸᓚᐅᖅᑐᑦ ᖁᓕᓂᒃ ᑭᓯᐊᓂ ᐊᑐᖅᑕᐅᑦᓴᐃᓐᓇᖅᐸᓚᐅᖏᒻᒥᔪᑦ ᐊᑕᖏᖅᑐᒋᑦ ᑰᑕᓕᐊᖑᓯᒪᔪᐃᑦ (C.F.). ᐃᒪᕐᒥᐅᑕᓕᕆᔨᒃᑯᓐᓂᑦ ᐊᓪᓚᑕᐅᓯᒪᔪᐃᑦ ᐅᑯᐊ ᓈᓴᐅᑎᑦ ᑑᒐᓕᒐᖅᑕᒥᓂᓄᑦ (ᖃᐅᔨᒪᒋᑦ ᐃᒪᕐᒥᐅᑕᓕᕆᔨᒃᑯᑦ ᓈᓴᐅᑎᖏᑦ ᒪᓕᒻᒪᑦ ᑮᓇᐅᔭᖅᑑᑎᒋᕐᑦᑕᒥᑕ ᐅᑭᐅᖏᓐᓂᒃ, ᐆᒪᔪᖅᑕᐅᑦᑐᓐᓂᓪᓗ ᐊᓪᓚᓯᒪᔪᖏᑦ ᒪᓕᖕᒐᕐᒪᑦ ᐱᑭᐊᖕᕕᖃᖅᑐᑎᒃ ᔪᓂᒥᑦ ᒪᐃᒧᑦ) (DFO N/B):

a.	96/97	97/98	98/99	99/00	00/01
b.	0	0	n/d	0	3

6 **ᕿᓚᓗᒐᐃᑦ:** ᐊᖑᓇᓱᑦᑐᓕᕆᔨᑦ ᑲᑎᒪᔨᖏᑦ ᐊᑦᕋᒍᑕᒥᑦ ᕿᓚᓗᓂᐊᖅᑎᑦᑎᓲᖑᔪᑦ ᐊᒻᒪᓗ ᖃᖓᑖᓲᒥᒃ ᐊᑐᖅᐸᓲᖑᓪᓗᑎᒃ ᑕᒪᑐᒧᖕᒐ. ᕿᓚᓗᒐᕐᔪᐸᑦᑐᑦ 17ᓂᑦ 20ᓂᑦ ᐱᓕᕆᑎᑦᓯᒐᐃᒐᒥᒃ (C.F.). ᑐᓐᖓᐃᒋᓪᓗᒋᑦ ᑕᒪᒃᑯᐊ ᕿᓚᓗᒐᖅᑕᐅᑦᑐᓄᑦ ᒥᑦᓴᐅᑕᐅᓯᒪᔪᐃᑦ ᐊᑦᑎᓗᐊᖅᑰᔾᔭᖅᑐᑦ ᑕᒪᐃᓐᓂ ᐅᑭᐅᖕᒐᔪᓂ ᐋᒐᐅᒐᓗᐊᖅ ᐅᑭᐅᖕᒐᓐᓂ 4. ᐅᖃᐅᓯᐅᓚᐅᕐᒥᔪᖅ ᕿᓚᓗᒐᖅᑐᖃᖅᐸᓚᐅᕐᓂᖕᒐᓂᒃ ᐅᑭᐅᖕᒐᓐᓂ 1 ᐊᒻᒪᓗ ᐊᓪᓚᑕᐅᓯᒪᔪᐃᑦ ᑕᒻᒪᖅᓯᒪᖅᑰᔾᔪᑦ ᐱᔪᖃᓐᓂᕐᒪᖔᑦ. ᑎᑎᖅᓱᔪᖃᓐᓂᖏᒻᒪᑦ. ᐃᒪᕐᒥᐅᑕᓕᕆᔨᒃᑯᓐᓂᑦ ᐅᑯᐊ ᑎᑎᖅᑕᐅᓯᒪᔪᑦ ᓈᓴᐅᑎᑦ ᕿᓚᓗᒐᖅᑕᐅᑦᑐᓂᒃ (ᖃᐅᔨᒪᒋᑦ ᐃᒪᕐᒥᐅᑕᓕᕆᔨᒃᑯᑦ ᓈᓴᐅᑎᖏᑦ ᒪᓕᒻᒪᑦ ᑮᓇᐅᔭᖅᑑᑎᒋᕐᑦᑕᒥᑕ ᐅᑭᐅᖏᓐᓂᒃ, ᐆᒪᔪᖅᑕᐅᑦᑐᓐᓂᓪᓗ ᐊᓪᓚᓯᒪᔪᖏᑦ ᒪᓕᖕᒐᕐᒪᑦ ᐱᑭᐊᖕᕕᖃᖅᑐᑎᒃ ᔪᓂᒥᑦ ᒪᐃᒧᑦ) (DFO N/B):

96/97	97/98	98/99	99/00	00/01
15	n/d	n/d	n/d	22

7 **ᓂᕐᓕᑦ:** ᑕᒪᒻᒥ ᐆᒪᔪᖅᑕᐅᔪᒥᓂᑦ ᐊᑦᑎᓗᐊᖅᑰᔾᔭᖅᑐᑦ. ᓂᕐᓚᓱᓐᓂᖅᓴᐅᓲᖑᔪᑦ ᒪᐃ ᐊᑯᓐᓂᖕᒐᓂᑦ ᔪᓚᐃ ᐱᑭᐊᕐᓂᖕᒐᓄᑦ. ᐊᖑᓂᐊᖅᑎᑦ ᐊᐅᓪᓛᕐᓱᒪᕝᕕᐅᕐᒪᑕ ᐅᖃᐅᓯᖃᖅᐸᕐᑎᒃ. ᑕᐃᑲᓂ ᐊᕐᕋᒍᑕᒥᑦ ᑭᐅᕝᑦᑐᑦ ᑕᓗᔪᐊᒥ ᓄᖑᐸᓪᓕᐊᓚᕿᓚᐅᖅᓯᒪᔪᑦ ᑕᒪᓐᓇ ᐱᓪᓗᒍ. ᐊᖑᓂᐊᖅᑎᑦ ᐅᖃᖅᐸᓚᐅᖅᑐᑦ ᒥᑦᓴᐅᓯᖅᑕᐅᓯᒪᔪᑦ ᓂᕐᓕᓂᑦ ᖃᓄᐃᑦᑐᑐᐃᓐᓇᕐᓂᑦ ᖃᑦᑏᓐᓇᐅᓗᐊᕆᒃᓴᖏᓐᓂᒃ ᑭᓯᐊᓂᑦᑕᐅᖅ ᐱᔭᐅᓪᓗᐊᕕᕝᕕᒻᒥᔪᑦ ᑲᖓᐃᑦ ᓂᕐᓕᓪᓗ. ᐱᑭᐅᓕᕐᕕᖃᖅᑐᓂ ᑲᖓᕐᓂᑦ ᓄᓇᓕᐅᑉ ᖃᓂᒋᔭᖏᓐᓂ; ᐊᒥᓱᑦ ᐱᔭᐅᖃᑦᑕᓲᖑᔪᑦ ᑕᐅᕝᓂ ᐱᑭᐅᖃᕐᕕᖏᒥ (C.F.).

8 **ᒥᑎᑦ:** ᑕᒪᒃᑭᒃ ᕿᖓᓕᑦ ᒥᑎᓪᓗ ᐱᔭᐅᑯᑦᑐᑦ ᐊᓯᕝᕝᖏᓐᓂ. ᒫᓇᐅᓕᖅᑐᒥ ᐅᓄᖏᓂᖅᓴᐅᓕᖅᓯᒪᓚᓗᐊᖅᑐᑎᒃ, ᖃᑦᓯᑦ ᐱᔭᐅᑯᓐᓂᖏᑦ ᓱᓕ ᖃᑦᑏᓐᓇᐅᓗᐊᖅᓯᒪᔪᖅᑰᔾᔪᖅᑐᑦ ᐅᑭᐅᑦ ᐃᓚᖏᓐᓂ (C.F.).

9 **ᖁᒡᔪᐃᑦ:** ᐱᔭᐅᔾᔫᒻᒥᔭᐃᓐᓇᖅᑐᑦ ᐊᑦᕋᒍᑕᒥᑦ ᑕᐃᒪᐃᒻᒪᑦ ᓇᓚᐅᑦᓯᓗᐊᖅᓯᒪᖏᑦᑐᑦ ᐊᓪᓚᑕᐅᓯᒪᔪᐃᑦ ᐅᑭᐅᓄᑦ ᐱᖓᓱᓄᑦ ᐱᔪᖃᓐᓂᕐᒪᖔᑦ ᑎᑎᖅᓯᕕᐅᓯᒪᑎᓐᓇᒋᑦ. ᑭᓯᐊᓂ, ᐅᑭᐅᖕᒐᓐᓂ 3 ᖁᒡᔪᒃᑕᒥᓂᐅᒍᓇᐃᑦᑐᑦ 88ᖕᒍᔪᑦ ᑎᑎᖅᑕᒥᓂᑦ, ᐅᓄᓗᐊᖅᑑᔾᔭᕐᒪᑕ (C.F.).

10 **ᒪᓐᓂᑦ:** ᒪᓐᓂᑕᖅᑕᐅᑦᑐᑦ ᖃᑦᑎᐅᓂᖏᑦ ᖃᑦᑏᓐᓇᐅᓗᐊᖅᑑᔾᔭᖅᑐᑦ ᐅᑭᐅᓂ ᑕᒪᐃᓐᓂ. ᐊᖑᓂᐊᖅᑎᑦ ᒪᓐᓂᑕᖅᐸᓲᖑᒻᒪᑕ ᐅᓄᖅᑐᒃᑲᓪᓛᓗᓐᓂᒃ ᐊᑦᕋᒍᑕᒥᑦ. ᐊᖑᓂᐊᖅᑎᑦ ᐊᒥᓱᑦ ᐅᖃᐅᓯᖃᖅᐸᓚᐅᖏᑦᑐᑦ ᒪᓐᓂᒋᐊᒥᓂᕐᒥᓂᒃ. ᐃᓚᖏᑦ ᐱᔾᔪᑕᐅᓇᓱᒋᔭᐅᓚᐅᖅᑐᑦ ᖃᓄᐃᒻᒪᑦ, ᐊᖑᓇᓱᑦᑎᓪᓗ ᐊᐱᓇᔭᐅᓪᓚᑖᖅᐸᓐᓂᖏᒻᒪᑕ ᒪᓐᓂᑕᖅᑕᒥᓂᕐᒥᑕ ᒥᒃᓵᓄᑦ ᐅᑭᓐᓗ ᓈᓴᐃᑦᑭᓐᓂᖏᓐᓇᒥᒃ ᒪᓐᓂᑕᖅᑕᒥᓂᓂ ᑕᑭᖑᓇ ᐊᔪᓚᕿᑭᓚᐅᖅᑐᖅ ᒥᑦᓴᐅᓯᓇᓱᒋᐊᖏᑦ ᐅᖃᐅᓯᓇᓗᒋᓪᓗ ᐱᔭᒥᓂᓂ (C.F.).

11 **ᐃᖃᓗᐃᑦ:** ᐃᖃᓗᒃᑕᐅᑦᑐᑦ ᖃᑦᑎᐅᓂᖏᑦ ᒥᑦᓴᐅᓯᒪᑦᑎᐊᖅᑑᔾᔭᖅᑐᑦ ᐋᒐᓴᐅᓴᓗᐊᖅ ᐅᑭᐅᖕᒐᓐᓂ 3 ᖃᑦᑎᐅᓂᖏᑦ ᑕᐃᑲᓂ ᐊᑦᑎᓗᐊᖅᑑᔾᔭᖅᑐᑦ (C.F.). ᓂᐅᕐᕈᑎᑦᓴᒧᑦ ᐃᖃᓗᓴᓱᑦᑐᖃᖅᐸᑦᑐᖅ ᓄᓇᓕᐅᑉ ᖃᓂᒋᔭᖏᓐᓂ. ᐃᖃᓗᒃᑕᐅᑦᑐᑦ ᖃᑦᑎᐅᓂᖏᑦ ᐱᖃᓯᐅᑎᓯᒪᒍᓇᐅᔪᑦ ᑕᒪᑯᓂᖓ ᓂᐅᕐᕈᑎᑦᓴᓕᐊᖑᔪᑦᑐᓂᒃ. ᓂᐅᕐᕈᑎᑦᓴᓄᑦ ᑰᑕᐃᑦ ᑐᓂᔭᐅᖃᑦᑕᓲᖑᔪᑦ ᐊᑦᕋᒍᑕᒥᑦ ᒪᕐᕈᓐᓄᑦ ᑕᓲᓐᓄᑦ, ᑭᓯᐊᓂ ᐱᔪᖃᖅᐸᒻᒪᖔᑦ ᐅᖃᐅᓯᐅᓯᒪᔪᖃᕋᓂ ᐃᒪᕐᒥᐅᑕᓕᕆᔨᒃᑯᓐᓂᑦ ᑕᒪᑐᒪᓂ. ᖃᐅᔨᓴᕈᑎᑦᓴᒥᒃ ᐃᖃᓗᓐᓂᒃ ᓚᐃᓱᓐᓯᒥᒃ ᑐᓂᔭᐅᓯᒪᓚᐅᕐᒥᔪᑦ. (DFO F).

12 **ᐆᒪᐃᑦ:** ᐊᖑᓂᐊᖅᑎᑦ ᐅᖃᖅᐸᓚᐅᖅᑐᑦ ᐆᒪᐃᑦ ᐊᑐᐃᓐᓇᐅᑦᑎᐊᕐᓂᖏᓐᓂᒃ ᓄᓇᓕᐅᑉ ᓴᓂᐊᓂ ᐊᒻᒪᓗ ᐱᕝᕕᐅᑦᑐᑎᒃ ᐊᑦᕋᒍᑕᒥᑦ (C.F.).

6.2.6

6.2.6 Nunanit Iniktigutait Ukauhiit: Taloyoak

Ihivgiuktit Atugutait:
Ihivgiufaakhimayuni ataani naunaiyakhimayut nunani pulaakhimapluta takuhimayut ikitut Inuit umayukhiuktit titigaktauhimaitut Umayukhiukhimayut Ihivgiuktuni. Kihimi naunaiyakhimayuk pingahuuyut ilaani umayukhiukataktut tuniyauhimayut inminiigutinik titigakhimaitut. Ukakhimayut ilangani 5.2.1 ikpinagutait hamna ataani naunaiyakhimayuni pilaaktut ataanut ihumagiyaini umayukhiukhimayut naunaiyautaini. Kihimi , angitjutait ihumagiyaini mikiyut ilaungitut umayukhiuktit tamamik ilaani umayukhiukatamata ovalo pihimamata 1%mik tamaat umayukhiuktinit (ikpatauyak 10).

Taimaimat ikitut amigaitjutait umayukhiukatainaktut titigakhimayut Taloyoami, umayukhiukatainaktut naunaiyautait ilauhimayut umayukhiukataktut naunaiyautainut atugutini umayukhiukhimayut naunaiyautainut.

Ihivgiugutingit ovalo kiuyuitut ihumagiyait:
Kiuhimayut naunaiyautait upingaami ovalo auyami mikiyut tamaat ihivgiuktuni; kihimi naamakhivyaktut hapkoa naunaiyautait iniktigutaini ukiumi. Nunani ukakatigivlugit tuhaktitauhimayut umayukhiuktit nunamiiyukmata hapkoa tatkikhiutini ovalo pikataluangimata uktiktitihimayunik katitikhimayunik utigaagamik nunaminut kihimi iniktigutaini ukiumi ihivgiuktuni. Kiuhimayut naunaiyautait upingaami ovalo auyami tatkikhiutait ataanitut 50%nik ovalo umayukhiukhimayut naunaiyautait hapkoa tatkikhiutit atuktauyukhat ihumagilugit. Takuyauhimayut Ikpatauyami 9, pikataktut kiuyuitut naunaiyautait Taloyoami mikiyut 0.4%mik ovalo ihumaalugiyaungitut pilaaktainik atuktaini kiuyuitut ihumagiyaini.

Kiuhimayut naunaiyautait ihumagiyauyut angiyut ovalo kiuyuitut ihumagiyait mikiyut amigaivyaktuni ukiakhani ovalo ukiukhimayuni tamamik ukiuni piyaami nni pihimayut naamaktumik uktugutaini Nni umayukhiuktini. Taiguaktut atuktukhat ihumagilugit atuligumik katitikhimayut katitigutaini upingaami ovalo auyami pilaaktut tamamik uktugutit ihuinaagutait ovalo kiuyuitut ihumagiyait angilivaktut kiuhimayut naunaiyautait katagaagata.

Atugutingit ihumagiyait ovali kiuhimayut ihuinaagutait:
Nunamut pulaaktakhimapluni umayukhiuktit tuhaktitihimayut ilangit Inuit apikhutaugaagamik mikhaanut ikaliviit piyainik – ilaa upingaami ovalo auyami kuvyaktuligaagamik – amigaitjutait naunayakhimayut. Umayukhiuktit piniaktut ataani naunaiyautainik avataanut naunaiyakhimaitumik pipkaivakhutik iniktigutait ikitkiyat pihimayainit umayukhiukhimayut naunaiyautaini. Tuhaktitauhimayutlu nunamut ukakatigiyaini maniit pikiutakhimayut ataani tuhaktitaulikpaktut. Titigakhimayutlu pihimayut nunanit ukagutaini ovalo aalat atuktaini katitikhimayut ilangani hamani. Ilangani 5.4 pihimayutlu ukautainik hamna ihumagiyaini. Takukhauyut utiktitihimayuni ubluit ikpatauyami, amigaivyaktuni tatkikhiutini ihivgiuktitlugit amigaitkiyait umayukhiukhimayut titigakhimayut katitikhimayut iluani pingahut tatkikhiutini. Kihimi amigaivyaktut tatkikhiutit tamamik ukiuni ihivgiuktitlugit amigaikhimayut %kani titigakhimayut utiktitihimayut ubluit hitamanit siksinut tatkikhiutini. Hapkoa tatkikhiutit naunaiyakhimayukhat angiyuulaamata atugutingit ihuinaalaaktuni utiktihimayut pingitpata utiktitihimayut ubluit angiligaagata.

Kinauyaliugutit kotait ikaliviit tunihimayut tamamik ukiuni Lord Lindsay tahiani ovalo Agnew kuugaani, kihimi ikaluktait tuhagutingit tuhaktititauyuitut DFOkunut ukiumi 1mi ihivgiuktitlugit (DFO F). Takukhauyut ilangit hapkoa ikalukhimayut tuhaktititauhimayunakhiyut ihivgiuktitlugit ovalo naunaiyautait ilauyunakhiyut atuktakhaini umayukhiukhimayunut ovalo ilangit kinauyaliugutit umayukhiukhimayunut.

Ilangit tuktut niuviktitauhimayut nunani HTOkunut umayukhiuktinit ihivgiuktitlugit. Hapkoa umayut ilauhimayut umayukhiukhimayut naunaiyautaini.

Nunanit ukakhimayut ovalo aalani atukhimayaini katitikhimayuni:
Taiguaktut nalungitukhat umayukhiukhimayut naunaiyautait ukiumi 3mi angiyumik mikiyut aalanit ukiunit tamamivyak umayunik. Ukakatigilikhugit hamna ihumagiyauyuk nunani, umayukhiuktit tuhaktitihimayut angiyumik katakhimaitut umayukhiukhimayunik ukiungani. Kihimi hunmat hamna mikhihimayuk umayukhiukhimayunik nalvaakhimaitut, taiguaktut atuktukhat ihumagilugit atugutait katitikhimayut ukiumi 3mi. Tamakmivyak naunaiyautait ihumagiyait mikivalaat hamani ukiumi. Ukauhiit malikhimayuni mikhaanut talvatuak aipainut hitamat ukiuginut ihivgiuktitlugit ovalo ihumagiyauyukhat.

1 **Tuktut:** Tuktut umayukhiukhimayut tamamik nunani tuktut ovalo kikiktani tuktut. Ovalo ilangit umayukhiuktit naunaiyayuitait kanugitut tuktut pivaktaini. Atuktaini hamna umayukhiukhimayut naunaiyautait katitikhimayut atauhimayut. Umayukhiukhimayut naunaiyautait ukiuni 4 ovalo 5 takukhauyut naamaktut. Ilangit umayukhiuktit niuviktitivaktut tuktunik nunamin HTOkunut (C.F.).

2 **Umingmait:** Umayukhiukhimayut naunaiyautait mikiyut tamamik ukiuni. HTOkut katimayiit naunaiyakhimayut 25nik umayukhiukatakhimayut ukiuk tamaat (C.F.).

3 **Nanuit:** Amigaitjutait takuhimayut naunaiyautaungitut kihimi pihimayut umayukhiukhimayut tunihimayait DSDkunit (DSD PB).

4 **Tigiganiat:** Amigaitjutait tigiganiat aalangukataktut ukiuni, ikpinagivaktait umayukhiukhimayut amigaitjutait (C.F.). DSDkut tuhaktitihimayut pihimayut ukiuni 1999/2000 ovalo 2000/2001 (ukiuni 4 ovalo 5) ovalo pivaktut 20nik tigiganiat amiinik niuviktauhimayut 1999/2000mi (ukiumi 4) ovalo siksit niuviktauhimayut 2000/2001mi (ukiumi 5) (nalungilutit DSDkut katitikhimayait atukhimayut umayukhiugutaini ukiungit Julymit Junemut, Umayukhiukhimayut Ihivgiugutit katitikhimayut atukhimayut umayukhiugutaini ukiungit Junemit Maymut) (DSD FB). Hamna tuhagutikhait ukakhimayut umayukhiukhimayut naunaiyautait hapkonani ukiuni naamaktut.

5 **Tuugaat:** Umayukhiukhimayut naunaiyautait naamaktut. Nunani ukiuk tamaat kotaliit kulinik tuugaanik kihimi pikatayuitait tamamik kotangit (C.F) DFOkut tuhaktitihimayut hapkoninga umayukhiukhimayut amigaitjutait tuugaat (nalungilutit DSDkut katitikhimayait atukhimayut umayukhiukhimayut ukiungini, Umayukhiukhimayut Ihivgiugutait katitikhimayut atukhimayut Junemit Maymut) (DSD N/B):

96/97	97/98	98/99	99/00	00/01
0	0	n/d	0	3

6 **Kilalugat:** HTOkut tiguhimayait ukiuk tamaat umayukhiuktakhait kilalugat ovalo tinmiaktut hamna pivaktait. 17nit 20nut kilalugat pivaktut hamani umayukhiugaagamik (C.F.). Atukhugit hamna tuhagutikhat umayukhiukhimayut naunaiyautait mikiyut ukiuk tamaat kihimi ukiumi 4mi. Umayukhiuktit tuhaktitihimayut kilalugat pihimayut ukiumi 1 ovalo katitikhimayut pihimaitut tuhaktitihimayuni umayukhiukhimayut ihuinaakhimayut. DFOkut tuhaktitihimayut hapkoa umayukhiukhimayut amigaitjutait kilalugat (nalungilutit DFOkut katitikhimayait atukhimayut ukiungini, Umayukhiukhimayut Ihivgiugutait katitikhimayait atukhutik umayukhiukhimayuni ukiungit Junemit Maymut) (DFO N/B):

96/97	97/98	98/99	99/00	00/01
15	n/d	n/d	n/d	22

7 **Uluaguliit:** Tamamik umayukhiukhimayut naunaiyautait pikataktut kitkani Maymit hivulimut ubluini Julymut. Umayukhiuktit nunamiitpamata ovalo tuhaktitiyuitut. Hamani ubluini tamaat ukiuni kiuhimayut naunaiyautait Taloyoami katakpaktut hamani ubluini. Umayukhiuktit tuhaktitihimayut naunaiyautait tamamik uluaguliit mikiyut kihimi hivuliit umayukhiukhimayut kanguit ovalo uluaguliit. Angiyuk ivaviit kangunik haniani nunaminit Marcheson kuugaani; amigaitut umayukhiukhimayut tahamani (C.F.).

8 **Tinmiat:** Tamamik kingaliit ovalo mitiit umayukhiukpaktut nunami. Kihimi ikililikpaktut hatjavyak ukiuni, umayukhiukhimayut naunaiyatait mikiyut ilangani ukiuni (C.F.).

9 **Kukyuit:** Pikatainaktut umayukhimayut ukiuk tamaat, taimaimat pingahut ukiuni tuhaktitihimayut umayukhiukhimaitut ihuinaakhimayunakhiyut. Kihimi ukiumi 3mi pihimaitunakhiyut 88nik kukyunik, hamna naunaiyautait angivalaaktut (C.F.).

10 **Maniit:** katitikhimayut naunaiyautait mikiyut tamamini ukiuni. Umayukhiuktit katitilikpaktut amigaitpiaktunik maninik ukiuk tamaat. Amigaitut umayukhiuktit tuhaktitiyuitait maniit. Ilangit ihumagiyait hunmat, ilauyut umayukhiuktit apigiyauyuimata maninik pikiutaktautainik ovaluniit amigaitjutait naunaiyayuimagit maniit pikiutihimayainik, taimaimat ayonagivlugit naunaiyagiami ovalo tuhaktitilugit pitaakhimayainik (C.F.).

11 **Ikaliviit:** Umayukhiukhimayut naunaiyautait naamaktut kihimi ukiumi 3mi naunaiyautait mikiyut (C.F.). Kinauyaliugutinik ikalukhiugutikaktut ikalivinik haniani nunaminit. Umayukhiukhimayut naunaiyautait ilauyunakhiyut hapkoa kinauyaliugutit ikalukhimayuni. Kinauyaliugutikhat kotagit tunihimayut tamamik ukiuni Lord Lindsay Tahiani ovalo Agnew Kuugaani kihimi pivaktait tuhaktitihimaitut DFOkunut hamani. Uktugutinik ikalukhiugutainik laisinsikaktut tuniyauhimayunit (DFO F)).

12 **Ugat:** Umayukhiuktit tuhaktitihimayut amigaitut ugat haniani nunamini ovalo pikataktut tamamik ukiuni (C.F.).

TABLE/ᓇᓗᓇᐃᔭᐅᑦ/NAUNAIKUTA 459

Monthly harvest estimates
ᑕᕿᑕᒫᑦ ᐊᖑᔭᓄᑦ ᓇᓚᐅᑦᓵᕈᑏᑦ
Tatkiktamat nahaktauvaktun

Year 1 (June 1996 - May 1997)
ᐊᒻᕐᒍ 1 (ᔫᓂ 1996 - ᒪᐃ 1997)
Ukiunga 1 (June 1996 - May 1997)

Month/ᑕᕿᖓ/Tatkia			JUN ᔫᓂ	JUL ᔪᓚᐃ	AUG ᐊᐅᒡᒍᑎ	SEP ᓱᑎᒡᐱᓇ	OCT ᐅᑦᑐᐱᓇ	NOV ᓄᓇᒡᐱᓇ	DEC ᑏᓯᒡᐱᓇ	JAN ᒎᖕᓄᐊᓇ	FEB ᓈᕝᐅᐊᓇ	MAR ᒫᔪ	APR ᐃᑦᓇᓕ	MAY ᒪᐃ	Total ᑲᑎᑦᑐᑦ Tamakiklugin ± 95% CI
Species	**ᐆᒪᔪᑦ**	**Umajuin**													
Caribou	ᑐᒃᑐᐃᑦ	Tuktut	7	9	24	8	3	57	22	24	13	40	49	58	314 ± 28
Wolf	ᐊᒪᓯᐃᑦ	Amagut							4	1		5	11		21 ± 5
Arctic fox	ᑎᓇᒐᖕᓂᐊᑦ	Tigiganiat					1	15	4	1	3	13	5		42 ± 9
Coloured fox	ᖃᑯᖕᒋᑦᑐᑦ ᑎᓇᒐᖕᓂᐊᑦ	Kalaliit tigiganiat						8	3		1	2			14 ± 3
Wolverine	ᖃᕐᕕᑦ	Kalvik					4	3	3	2	1	5	2		20 ± 5
Arctic hare	ᐅᑲᓖᑦ	Ukalik					7	8			1	2			18 ± 7
Arctic ground squirrel	ᓱᓴᓲᑦ	Hikhik			130	103							44	40	317 ± 77
Ringed seal	ᓇᑦᓱᑦ	Natiinat	3	1	3	7							1	1	16 ± 4
Canada goose	ᓂᑦᓖᑦ ᐅᓗᐊᒍᖕᓖᑦ	Nikliknik	7											8	15 ± 8
White-fronted goose	ᓂᑦᓖᑦ	Nirlivik		6											6 ± 2
Eider duck	ᒥᑏᑦ	Kingalik	3			10	37								50 ± 21
Ptarmigan	ᐊᕿᒡᒋᑦ	Akilgik					3	17							20 ± 13
Goose eggs	ᑲᖑᐃᑦ ᒪᖕᓂᖏᑦ	Uluaguliit manniit	46												46 ± 22
Duck eggs	ᒥᑏᑦ ᒪᖕᓂᖏᑦ	Tinmiat manniit	69												69 ± 35
Seagull eggs	ᓇᐅᔭᐃᑦ ᒪᖕᓂᖏᑦ	Nauyat manniit	85												85 ± 41
Arctic char	ᐃᖃᓗᒃᐲᑦ	Ikaliviit	266	100	134	11	61	377	1	20	40			8	1,018 ± 172
Lake trout	ᐃᓱᕋᐃᑦ	Ikalukpik	91	16	10	5	8	183	18	8				12	351 ± 95
Whitefish	ᑲᕕᓯᓖᑦ	Kapihiliit	10		4	6	20	75							115 ± 40
Cod	ᐆᒪᐃᑦ	Ugak			53		869	405							1,327 ± 385
Sculpin	ᑲᓇᔪᐃᑦ	Kanayuk					7								7 ± 5

TABLE/ᓇᓗᓇᐃᔭᐅᑦ/NAUNAIKUTA 460

Monthly hunter response — **Year 1 (June 1996 - May 1997)**

ᑕᕿᑕᒫᑦ ᐊᖑᓇᓱᒃᑏᑦ ᑭᐅᓂᖏᑦ — **ᐊᒻᕿᒍ 1 (ᔫᓂ 1996 - ᒪᐃ 1997)**

Tatkiktaman pijauhimajut angunahuktinun — **Ukiunga 1 (June 1996 - May 1997)**

Month/ᑕᕿᖓ/Tatkia			JUN ᔫᓂ	JUL ᔪᓚᐃ	AUG ᐊᐅᒻᒍᑎ	SEP ᓱᑎᒻᐱᓇ	OCT ᐅᑦᑐᐱᓇ	NOV ᓄᓇᒻᐱᓇ	DEC ᑏᓯᒻᐱᓇ	JAN ᒎᖕᓄᐊᓇ	FEB ᓈᕝᕗᐊᓇ	MAR ᒪᕐᓯ	APR ᐃᕐᓇᓕ	MAY ᒪᐃ	Total ᑲᑎᑦᑐᑦ Tamakiklugin
Hunter Response Categories	**ᐊᖑᓇᓱᒃᑏᑦ ᑭᐅᓂᖏᑦ ᐊᒻᒍᕐᓯᒪᓂᖏᑦ**	**Angunahukpaktun Kiujait**													
Monthly hunter list	ᑕᕿᑕᒫᑦ ᐊᖑᓇᓱᒃᑏᑦ	Tatkitaman angunahuktut titigait	30	30	30	30	30	30	30	31	30	30	30	30	31*
Hunters interviewed	ᐊᖑᓇᓱᒃᑏᑦ ᐊᐱᕐᓱᕐᑕᑦ	Angunahuktin apikhuktan	23	27	27	25	23	26	28	30	26	28	28	25	31*
Harvested	ᐊᖑᓇᓱᒃᑐᒥᓃᑦ	Angujaujut	19	13	19	10	17	19	13	9	6	14	12	13	29*
Response Rate (%)	ᑭᐅᔪᑦ ᖃᕐᓯᐅᓂᖏᑦ (%)	Kiujut (%)	77	90	90	83	77	87	93	97	87	93	93	83	88**

* Hunters registered/interviewed/harvested at least once during the year.
** Mean monthly response rate.

* ᐊᖑᓇᓱᒃᑏᑦ ᐊᑎᓕᐅᑦᑕᐅᒪᔪᑦ/ᐊᐱᕐᓱᕐᑕᑦ/ᐊᖑᓇᓱᒃᑐᒥᓃᑦ ᐊᑕᐅᓯᐊᕋᓗᐊᑦᑐᑎᒃ ᐊᒻᕿᒍᒥ.
** ᐊᒃᐅᓱᑦᓕᑦᑎᓯᒪᔪᑦ ᑕᕿᑕᒫᑦ ᑭᐅᔪᑦ.

* Angunahuktin atiliukhimajut/apikhiktaunikut/anguhimajut talvani ukiumi.
** Talvani angunahuknami kiujutaumajut.

6.2.7

TABLE/ᓇᓗᓇᐃᔭᐅᑦ/NAUNAIKUTA 461

Recall period between harvest and interview, expressed as % of total harvest records — **Year 1 (June 1996 - May 1997)**

ᐅᑎᕐᕕᐅᔪᑦ ᐊᑯᕐᖓᓂ ᐊᖑᓇᓱᒃᓂᖓᑕ ᐊᒻᒪᓗ ᐊᐱᕐᓱᕐᑕᐅᓂᖓᑕ, ᓇᓗᓇᐃᕐᑕᑦ ᐃᒫᒃ % ᑲᑎᑦᑐᑦ ᐊᖑᓇᓱᒃᑕᑦ ᑎᑎᕐᕐᑕᐅᒪᔪᑦ — **ᐊᒻᕿᒍ 1 (ᔫᓂ 1996 - ᒪᐃ 1997)**

Itkaumajaujut angunahuktunun apihijauvaktunutlu, kanuk amigaitiginit tamakiklugin angujauhimajut — **Ukiunga 1 (June 1996 - May 1997)**

Month/ᑕᕿᖓ/Tatkia			JUN ᔫᓂ	JUL ᔪᓚᐃ	AUG ᐊᐅᒻᒍᑎ	SEP ᓱᑎᒻᐱᓇ	OCT ᐅᑦᑐᐱᓇ	NOV ᓄᓇᒻᐱᓇ	DEC ᑏᓯᒻᐱᓇ	JAN ᒎᖕᓄᐊᓇ	FEB ᓈᕝᕗᐊᓇ	MAR ᒪᕐᓯ	APR ᐃᕐᓇᓕ	MAY ᒪᐃ	Total ᑲᑎᑦᑐᑦ Tamakiklugin
Recall Period	**ᐅᑎᕐᕕᐅᔪᑦ**	**Pigiakvia**													
≤ 3 months	≤ 3 ᑕᕿᑦ	≤ tatkin pingahut	100	100	100	100	100	100	100	90	93	92	100	100	99
4-6 months	4-6 ᑕᕿᑦ	tatkin hitaman 6nut	0	0	0	0	0	0	0	10	7	8	0	0	1
> 6 months	> 6 ᑕᕿᑦ	> 6 tatkin	0	0	0	0	0	0	0	0	0	0	0	0	0

TABLE/ᓇᓗᓇᐃᔭᐅᑦ/NAUNAIKUTA 462

Number of hunters harvesting each species — **Year 1 (June 1996 - May 1997)**

ᖃᑦᓯᐅᓂᖏᑦ ᐊᖑᓇᓱᒃᑏᑦ ᐊᖑᓇᓱᒃᐸᑦᑐᑦ ᐊᑐᓂᒃ ᐆᒪᔪᖕᓂᒃ — **ᐊᒡᕐᒍ 1 (ᔫᓂ 1996 - ᒪᐃ 1997)**

Amigaitiginigin angunahukpaktun anguvaktaitlu kanugitugiagin — **Ukiunga 1 (June 1996 - May 1997)**

Month/ᑕᕝᕙᖓ/Tatkia			JUN ᔫᓂ	JUL ᔪᓚᐃ	AUG ᐊᐅᒡᒍᑎ	SEP ᓱᑎᒡᐱᓇ	OCT ᐅᑦᑐᐱᓇ	NOV ᓄᓇᒡᐱᓇ	DEC ᑏᓯᒡᐱᓇ	JAN ᒎᖕᓄᐊᓇ	FEB ᓈᕝᕗᐊᓇ	MAR ᒪᑦᓯ	APR ᐃᑦᓇᓕ	MAY ᒪᐃ	Total ᑲᑎᑦᑐᑦ Tamakiklugin
Species	**ᐆᒪᔪᑦ**	**Umajuin**													
Caribou	ᑐᒃᑐᐃᑦ	Tuktut	4	6	10	4	1	14	10	8	4	11	8	9	19
Wolf	ᐊᒪᓯᐃᑦ	Amagut							2	1		2	3		4
Arctic fox	ᑎᓇᒐᖕᓂᐊᑦ	Tigiganiat					1	4	3	1	1	2	2		5
Coloured fox	ᖃᑯᖕᖏᑦᑐᑦ ᑎᓇᒐᖕᓂᐊᑦ	Kalaliit tigiganiat						4	2		1	2			4
Wolverine	ᖃᑦᕕᑦ	Kalvik					1	1	2	2	1	4	2		5
Arctic hare	ᐅᑲᓖᑦ	Ukalik					1	3			1	1			3
Arctic ground squirrel	ᓱᒃᓱᑦ	Hikhik			6	4							4	4	14
Ringed seal	ᓇᑦᓱᑦ	Natiinat	1	1	2	5							1	1	8
Canada goose	ᓂᑦᓖᑦ ᐅᓗᐊᒍᖕᓖᑦ	Nikliknik	3											1	4
White-fronted goose	ᓂᑦᓖᑦ	Nirlivik		2											2
Eider duck	ᒥᑏᑦ	Kingalik	2			2	4								7
Ptarmigan	ᐊᕿᒡᒋᑦ	Akilgik					1	1							2
Goose eggs	ᑲᖑᐃᑦ ᒪᖕᓂᖏᑦ	Uluaguliit manniit	6												6
Duck eggs	ᒥᑏᑦ ᒪᖕᓂᖏᑦ	Tinmiat manniit	4												4
Seagull eggs	ᓇᐅᔭᐃᑦ ᒪᖕᓂᖏᑦ	Nauyat manniit	5												5
Arctic char	ᐃᖃᓗᒃᐲᑦ	Ikaliviit	13	9	10	1	2	6	1	1	1			2	22
Lake trout	ᐃᓱᕋᐃᑦ	Ikalukpik	7	1	4	1	2	8	1	1				5	18
Whitefish	ᑲᐱᓱᓖᑦ	Kapihiliit	1		1	1	1	4							6
Cod	ᐆᒪᐃᑦ	Ugak			3		15	4							17
Sculpin	ᑲᓇᔪᐃᑦ	Kanayuk					2								2

TABLE/ᓇᓗᓇᐃᔭᐅᑦ/NAUNAIKUTA 463

Monthly harvest estimates
ᑕᕿᑕᒫᑦ ᐊᖑᔭᓄᑦ ᓇᓚᐅᑦᓵᕈᑏᑦ
Tatkiktamat nahaktauvaktun

Year 2 (June 1997 - May 1998)
ᐊᒃᕋᒍ 2 (ᔫᓂ 1997 - ᒪᐃ 1998)
Ukiunga 2 (June 1997 - May 1998)

Month/ᑕᕿᖓ/Tatkia			JUN ᔫᓂ	JUL ᔪᓚᐃ	AUG ᐊᐅᒃᑐᑎ	SEP ᓱᑎᒃᐱᕆ	OCT ᐅᑦᑐᐱᕆ	NOV ᓄᓇᒃᐱᕆ	DEC ᑏᓯᒃᐱᕆ	JAN ᒎᖕᓄᐊᕆ	FEB ᓈᕝᕗᐊᕆ	MAR ᒫᕐᔪ	APR ᐃᑦᕆᓕ	MAY ᒪᐃ	Total ᑲᑎᑦᑐᒋᑦ Tamakiklugin ± 95% CI
Species	**ᐆᒪᔪᑦ**	**Umajuin**													
Caribou	ᑐᒃᑐᐃᑦ	Tuktut	6	4	47	19	3	57	6	24	33	14	10	24	247 ± 17
Wolf	ᐊᒪᕈᐃᑦ	Amagut						6	5		1		2	1	15 ± 1
Arctic fox	ᑎᓇᒐᓐᓂᐊᑦ	Tigiganiat					6	37	20	1	1				65 ± 4
Coloured fox	ᖃᑯᖕᒋᑦᑐᑦ ᑎᓇᒐᓐᓂᐊᑦ	Kalaliit tigiganiat						1	1		2				4 ± 1
Wolverine	ᖃᑦᕕᑦ	Kalvik					4	5	5	6	2	2	3		27 ± 3
Arctic hare	ᐅᑲᓖᑦ	Ukalik								3			2		5 ± 2
Arctic ground squirrel	ᓱᖅᓱᑦ	Hikhik		8	28	24							19	24	103 ± 22
Seals (unspecified)	ᓱᖅᑯᓖᑦ	Natiit			1									3	4 ± 1
Ringed seal	ᓇᑦᓱᑦ	Natiinat		1		3	1	1						1	7 ± 1
Bearded seal	ᐅᒃᔪᐃᑦ	Ukyuk					1								1 ± 1
Canada goose	ᓂᑦᓖᑦ ᐅᓗᐊᒍᓖᑦ	Nikliknik	7	18	4									7	36 ± 11
Pintail	ᕐᓚᒃᒧᐊᔫᑦ	Arnaviaq		6											6 ± 3
Tundra swan	ᕐᓚᒃᔪᐃᑦ	Kukyuk												1	1 ± 1
Seagull eggs	ᓇᐅᔭᐃᑦ ᒪᓐᓂᖅᑭᑦ	Nauyat manniit	23												23 ± 17
Arctic char	ᐃᖃᓗᒃᐲᑦ	Ikaliviit	85	44	173	11	280	192	34					46	865 ± 124
Lake trout	ᐃᓱᕋᐃᑦ	Ikalukpik	48		16	3	27	78			14		5	83	274 ± 24
Whitefish	ᑲᐱᓱᓖᑦ	Kapihiliit	3	15	3	13	49	9							92 ± 19
Cod	ᐆᒐᐃᑦ	Ugak	43	86			248	360	129	30	2				898 ± 72
Sculpin	ᑲᓇᔪᐃᑦ	Kanayuk							2						2 ± 0

TABLE/ᓇᓗᓇᐃᔭᐅᑦ/NAUNAIKUTA 464

Monthly hunter response — **Year 2 (June 1997 - May 1998)**

ᑕᕿᑕᒫᑦ ᐊᖑᓇᓱᒃᑏᑦ ᑭᐅᓂᖏᑦ — **ᐊᒻᕐᒍ 2 (ᔫᓂ 1997 - ᒪᐃ 1998)**

Tatkiktaman pijauhimajut angunahuktinun — **Ukiunga 2 (June 1997 - May 1998)**

Month/ᑕᕿᖓ/Tatkia			JUN ᔫᓂ	JUL ᔪᓚᐃ	AUG ᐊᐅᒻᒍᑎ	SEP ᓱᑎᒻᐱᓇ	OCT ᐅᑦᑐᐱᓇ	NOV ᓄᓇᒻᐱᓇ	DEC ᑏᓯᒻᐱᓇ	JAN ᒎᖕᓄᐊᓇ	FEB ᓈᕝᐅᐊᓇ	MAR ᒫᕿ	APR ᐃᑦᓇᓕ	MAY ᒪᐃ	Total ᑲᑎᑦᑐᑦ Tamakiklugin
Hunter Response Categories	**ᐊᖑᓇᓱᒃᑏᑦ ᑭᐅᓂᖏᑦ ᐋᒍᑦᓯᒪᓂᖏᑦ**	**Angunahukpaktun Kiujait**													
Monthly hunter list	ᑕᕿᑕᒫᑦ ᐊᖑᓇᓱᒃᑏᑦ	Tatkitaman angunahuktut titigait	30	29	29	29	28	27	28	27	27	27	25	27	30*
Hunters interviewed	ᐊᖑᓇᓱᒃᑏᑦ ᐊᐱᑦᓱᑦᑕᑦ	Angunahuktin apikhuktan	26	27	28	28	25	27	28	27	26	18	22	24	29*
Harvested	ᐊᖑᓇᓱᒃᑐᒥᓃᑦ	Angujaujut	14	8	17	11	18	18	11	13	11	2	7	18	27*
Response Rate (%)	ᑭᐅᔪᑦ ᖃᑦᓯᐅᓂᖏᑦ (%)	Kiujut (%)	87	93	97	97	89	100	100	100	96	67	88	89	92**

* Hunters registered/interviewed/harvested at least once during the year.
** Mean monthly response rate.

* ᐊᖑᓇᓱᒃᑏᑦ ᐊᑎᓕᐅᑦᑕᐅᒪᔪᑦ/ᐊᐱᑦᓱᑦᑕᑦ/ᐊᖑᓇᓱᒃᑐᒥᓃᑦ ᐊᑕᐅᓯᐊᕐᓗᐊᑦᑐᑎᒃ ᐊᒻᕐᒍᒥ.
** ᐋᔅᔫᑦᓕᑦᑎᓯᒪᔪᑦ ᑕᕿᑕᒫᑦ ᑭᐅᔪᑦ.

* Angunahuktin atiliukhimajut/apikhiktaunikut/anguhimajut talvani ukiumi.
** Talvani angunahuknami kiujutaumajut.

TABLE/ᓇᓗᓇᐃᔭᐅᑦ/NAUNAIKUTA 465

Recall period between harvest and interview, expressed as % of total harvest records — **Year 2 (June 1997 - May 1998)**

ᐅᑎᕐᕕᐅᔪᑦ ᐊᑯᕐᖓᓂ ᐊᖑᓇᓱᒋᓂᖓᑕ ᐊᒻᒪᓗ ᐊᐱᕐᓱᕐᑕᐅᓂᖓᑕ, ᓇᓗᓇᐃᕐᑕᑦ ᐃᒫᒃ % ᑲᑎᑦᑐᑦ ᐊᖑᓇᓱᒃᑕᑦ ᑎᑎᕐᕕᐅᒪᔪᑦ — **ᐊᒻᕐᒍ 2 (ᔫᓂ 1997 - ᒪᐃ 1998)**

Itkaumajaujut angunahuktunun apihijauvaktunutlu, kanuk amigaitiginit tamakiklugin angujauhimajut — **Ukiunga 2 (June 1997 - May 1998)**

Month/ᑕᕿᖓ/Tatkia			JUN ᔫᓂ	JUL ᔪᓚᐃ	AUG ᐊᐅᒻᒍᑎ	SEP ᓱᑎᒻᐱᓇ	OCT ᐅᑦᑐᐱᓇ	NOV ᓄᓇᒻᐱᓇ	DEC ᑏᓯᒻᐱᓇ	JAN ᒎᖕᓄᐊᓇ	FEB ᓈᕝᐅᐊᓇ	MAR ᒫᕿ	APR ᐃᑦᓇᓕ	MAY ᒪᐃ	Total ᑲᑎᑦᑐᑦ Tamakiklugin
Recall Period	**ᐅᑎᕐᕕᐅᔪᑦ**	**Pigiakvia**													
≤ 3 months	≤ 3 ᑕᕿᑦ	≤ tatkin pingahut	100	100	100	100	100	100	100	100	100	100	100	100	100
4-6 months	4-6 ᑕᕿᑦ	tatkin hitaman 6nut	0	0	0	0	0	0	0	0	0	0	0	0	0
> 6 months	> 6 ᑕᕿᑦ	> 6 tatkin	0	0	0	0	0	0	0	0	0	0	0	0	0

TABLE/ᓇᓗᓇᐃᔭᐅᑦ/NAUNAIKUTA 466

Number of hunters harvesting each species — **Year 2 (June 1997 - May 1998)**

ᖃᑦᓯᐅᓂᖏᑦ ᐊᖑᓇᓱᒃᑏᑦ ᐊᖑᓇᓱᒃᐸᑦᑐᑦ ᐊᑐᓂᒃ ᐆᒪᔪᑦᓂᒃ — **ᐊᒃᑦᑐᒍ 2 (ᔫᓂ 1997 - ᒪᐃ 1998)**

Amigaitiginigin angunahukpaktun anguvaktaitlu kanugitugiagin — **Ukiunga 2 (June 1997 - May 1998)**

Month/ᑕᖅᖓ/Tatkia			JUN ᔫᓂ	JUL ᔪᓚᐃ	AUG ᐊᐅᒃᑐᑎ	SEP ᓱᑎᒃᐱᓇ	OCT ᐅᑦᑐᐱᓇ	NOV ᓄᓇᒃᐱᓇ	DEC ᑏᓯᒃᐱᓇ	JAN ᔮᖕᓄᐊᓇ	FEB ᓈᖅᑐᐊᓇ	MAR ᒪᑦᓯ	APR ᐃᑦᓇᓕ	MAY ᒪᐃ	Total ᑲᑎᑦᑐᑦ Tamakiklugin
Species	**ᐆᒪᔪᑦ**	**Umajuin**													
Caribou	ᑐᒃᑐᐃᑦ	Tuktut	3	3	12	7	2	9	2	8	8	2	3	5	16
Wolf	ᐊᒪᓯᐃᑦ	Amagut						2	2		1		2	1	5
Arctic fox	ᑎᓇᒐᖕᓂᐊᑦ	Tigiganiat					1	6	4	1	1				10
Coloured fox	ᖃᑯᖕᖏᑦᑐᑦ ᑎᓇᒐᖕᓂᐊᑦ	Kalaliit tigiganiat						1	1		2				4
Wolverine	ᖃᑦᕕᑦ	Kalvik					2	5	3	3	2	1	2		6
Arctic hare	ᐅᑲᓖᑦ	Ukalik								1			1		2
Arctic ground squirrel	ᓱᒃᓱᑦ	Hikhik		1	4	1							2	2	7
Seals (unspecified)	ᓱᖅᑯᓖᑦ	Natiit			1									3	4
Ringed seal	ᓇᑦᓱᑦ	Natiinat		1		2	1	1						1	5
Bearded seal	ᐅᒡᔪᐃᑦ	Ukyuk					1								1
Canada goose	ᓂᑦᓖᑦ ᐅᓗᐊᒍᓖᑦ	Nikliknik	2	2	1									2	5
Pintail	ᕿᒻᒧᐊᔫᑦ	Arnaviaq		1											1
Tundra swan	ᕿᒻᔪᐃᑦ	Kukyuk												1	1
Seagull eggs	ᓇᐅᔭᐃᑦ ᒪᖕᓂᖏᑦ	Nauyat manniit	1												1
Arctic char	ᐃᖃᓗᒃᐲᑦ	Ikaliviit	4	4	5	2	5	5	1					5	15
Lake trout	ᐃᓱᕋᐃᑦ	Ikalukpik	8		3	2	4	6			2		1	12	18
Whitefish	ᑲᐱᓯᓖᑦ	Kapihiliit	1	2	2	1	5	3							7
Cod	ᐆᒐᐃᑦ	Ugak	1	1			13	7	3	5	1				15
Sculpin	ᑲᓇᔪᐃᑦ	Kanayuk							1						1

6.2.7

TABLE/ᓇᓗᓇᐃᔭᐅᑦ/NAUNAIKUTA 467

Monthly harvest estimates
ᑕᕿᑕᒫᑦ ᐊᖑᔭᓄᑦ ᓇᓚᐅᑦᓵᕈᑏᑦ
Tatkiktamat nahaktauvaktun

Year 3 (June 1998 - May 1999)
ᐊᒻᕿᒍ 3 (ᔫᓂ 1998 - ᒪᐃ 1999)
Ukiunga 3 (June 1998 - May 1999)

Month/ᑕᕿᖓ/Tatkia			JUN ᔫᓂ	JUL ᔪᓚᐃ	AUG ᐊᐅᒡᒍᑎ	SEP ᓱᑎᒡᐱᕆ	OCT ᐅᑦᑐᐱᕆ	NOV ᓄᕕᒡᐱᕆ	DEC ᑏᓯᒡᐱᕆ	JAN ᒨᖏᓄᐊᕆ	FEB ᕕᖕᑐᐊᕆ	MAR ᒫᔪ	APR ᐃᑦᕆᓕ	MAY ᒪᐃ	Total ᑲᑎᑦᑐᑦ Tamakiklugin ± 95% CI
Species	**ᐆᒪᔪᑦ**	**Umajuin**													
Caribou	ᑐᒃᑐᐃᑦ	Tuktut	10	8	18	4	1	21	31	23	17	6	12	4	155 ± 15
Wolf	ᐊᒪᕈᐃᑦ	Amagut								2	9	3	2	1	17 ± 5
Arctic fox	ᑎᓇᒐᖕᓂᐊᑦ	Tigiganiat						1		5	1				7 ± 2
Coloured fox	ᖃᑯᖕᒋᑦᑐᑦ ᑎᓇᒐᖕᓂᐊᑦ	Kalaliit tigiganiat						1	3	2	5	2			13 ± 3
Wolverine	ᖃᑦᕕᑦ	Kalvik						1	1		5	2	2		11 ± 2
Arctic hare	ᐅᑲᓖᑦ	Ukalik				1	4	1		2	4				12 ± 4
Arctic ground squirrel	ᓱᖅᓱᑦ	Hikhik			16	14	4								34 ± 11
Seals (unspecified)	ᓱᖅᑯᓖᑦ	Natiit	3			5									8 ± 4
Bearded seal	ᐅᒡᔪᐃᑦ	Ukyuk			1		1								2 ± 1
Canada goose	ᓂᑦᓖᑦ ᐅᓗᐊᒍᓖᑦ	Nikliknik		5											5 ± 4
Eider duck	ᒥᑏᑦ	Kingalik				13		5							18 ± 8
Tundra swan	ᖁᒻᔪᐃᑦ	Kukyuk												1	1 ± 1
Ptarmigan	ᐊᕿᒡᑏᑦ	Akilgik						4			3		13		20 ± 2
Arctic char	ᐃᖃᓗᒃᐱᑦ	Ikaliviit	154	128	143			339	6		96			4	870 ± 135
Lake trout	ᐃᓱᕋᐃᑦ	Ikalukpik	180	7	6		10	44			25		3	110	385 ± 97
Whitefish	ᑲᕕᓯᓖᑦ	Kapihiliit			8		14	95							117 ± 45
Cod	ᐆᒪᐃᑦ	Ugak						237	100	21					358 ± 57

TABLE/ᓇᓗᓇᐃᔭᐅᑦ/NAUNAIKUTA 468

Monthly hunter response — **Year 3 (June 1998 - May 1999)**

ᑕᕿᑕᒫᑦ ᐊᖑᓇᓱᒃᑏᑦ ᑭᐅᓂᖏᑦ — **ᐊᒻᕐᒧ 3 (ᔫᓂ 1998 - ᒪᐃ 1999)**

Tatkiktaman pijauhimajut angunahuktinun — **Ukiunga 3 (June 1998 - May 1999)**

Month/ᑕᕿᖓ/Tatkia			JUN ᔫᓂ	JUL ᔪᓚᐃ	AUG ᐊᐅᒻᒍᑎ	SEP ᓱᑎᒻᐱᓇ	OCT ᐅᑦᑐᐱᓇ	NOV ᓄᓇᒻᐱᓇ	DEC ᑏᓯᒻᐱᓇ	JAN ᒎᖕᓄᐊᓇ	FEB ᓈᕝᕗᐊᓇ	MAR ᒪᕐᓯ	APR ᐃᕐᓇᓕ	MAY ᒪᐃ	Total ᑲᑎᑦᑐᑦ Tamakiklugin
Hunter Response Categories	**ᐊᖑᓇᓱᒃᑏᑦ ᑭᐅᓂᖏᑦ ᐊᒻᒍᕐᓯᒪᓂᖏᑦ**	**Angunahukpaktun Kiujait**													
Monthly hunter list	ᑕᕿᑕᒫᑦ ᐊᖑᓇᓱᒃᑏᑦ	Tatkitaman angunahuktut titigait	21	20	19	19	18	17	17	16	16	16	16	17	21*
Hunters interviewed	ᐊᖑᓇᓱᒃᑏᑦ ᐊᐱᕐᓱᕐᑕᑦ	Angunahuktin apikhuktan	16	17	17	16	16	16	16	15	15	15	16	14	19*
Harvested	ᐊᖑᓇᓱᒃᑐᒥᓃᑦ	Angujaujut	10	9	9	7	5	13	11	7	9	5	5	4	16*
Response Rate (%)	ᑭᐅᔪᑦ ᖃᑦᓯᐅᓂᖏᑦ (%)	Kiujut (%)	76	85	89	84	89	94	94	94	94	94	100	82	90**

* Hunters registered/interviewed/harvested at least once during the year.
** Mean monthly response rate.

* ᐊᖑᓇᓱᒃᑏᑦ ᐊᑎᓕᐅᑦᑕᐅᒪᔪᑦ/ᐊᐱᕐᓱᕐᑕᑦ/ᐊᖑᓇᓱᒃᑐᒥᓃᑦ ᐊᑕᐅᓯᐊᕋᓗᐊᑐᑎᒃ ᐊᒻᕐᒧᒥ.
** ᐊᔾᔨᒌᓕᑎᓯᒪᔪᑦ ᑕᕿᑕᒫᑦ ᑭᐅᔪᑦ.

* Angunahuktin atiliukhimajut/apikhiktaunikut/anguhimajut talvani ukiumi.
** Talvani angunahuknami kiujutaumajut.

6.2.7

TABLE/ᓇᓗᓇᐃᔭᐅᑦ/NAUNAIKUTA 469

Recall period between harvest and interview, expressed as % of total harvest records — **Year 3 (June 1998 - May 1999)**

ᐅᑎᕐᕕᐅᔪᑦ ᐊᑯᕐᖓᓂ ᐊᖑᓇᓱᒃᓂᖓᑕ ᐊᒻᒪᓗ ᐊᐱᕐᓱᕐᑕᐅᓂᖓᑕ, ᓇᓗᓇᐃᕐᑕᑦ ᐃᒫᒃ % ᑲᑎᑦᑐᑦ ᐊᖑᓇᓱᒃᑕᑦ ᑎᑎᕐᕐᑕᐅᒪᔪᑦ — **ᐊᒻᕐᒧ 3 (ᔫᓂ 1998 - ᒪᐃ 1999)**

Itkaumajaujut angunahuktunun apihijauvaktunutlu, kanuk amigaitiginit tamakiklugin angujauhimajut — **Ukiunga 3 (June 1998 - May 1999)**

Month/ᑕᕿᖓ/Tatkia			JUN ᔫᓂ	JUL ᔪᓚᐃ	AUG ᐊᐅᒻᒍᑎ	SEP ᓱᑎᒻᐱᓇ	OCT ᐅᑦᑐᐱᓇ	NOV ᓄᓇᒻᐱᓇ	DEC ᑏᓯᒻᐱᓇ	JAN ᒎᖕᓄᐊᓇ	FEB ᓈᕝᕗᐊᓇ	MAR ᒪᕐᓯ	APR ᐃᕐᓇᓕ	MAY ᒪᐃ	Total ᑲᑎᑦᑐᑦ Tamakiklugin
Recall Period	**ᐅᑎᕐᕕᐅᔪᑦ**	**Pigiakvia**													
≤ 3 months	≤ 3 ᑕᕿᑦ	≤ tatkin pingahut	100	100	100	100	100	100	100	100	100	100	100	100	100
4-6 months	4-6 ᑕᕿᑦ	tatkin hitaman 6nut	0	0	0	0	0	0	0	0	0	0	0	0	0
> 6 months	> 6 ᑕᕿᑦ	> 6 tatkin	0	0	0	0	0	0	0	0	0	0	0	0	0

TABLE/ᓇᓗᓇᐃᔭᐅᑦ/NAUNAIKUTA 470

Number of hunters harvesting each species — **Year 3 (June 1998 - May 1999)**

ᖃᑦᓯᐅᓂᖏᑦ ᐊᖑᓇᓱᒃᑏᑦ ᐊᖑᓇᓱᒃᐸᑦᑐᑦ ᐊᑐᓂᒃ ᐆᒪᔪᑦᓂᒃ — **ᐊᒃᑮᒍ 3 (ᔫᓂ 1998 - ᒪᐃ 1999)**

Amigaitiginigin angunahukpaktun anguvaktaitlu kanugitugiagin — **Ukiunga 3 (June 1998 - May 1999)**

Month/ᑕᑭᖓ/Tatkia			JUN ᔫᓂ	JUL ᔪᓚᐃ	AUG ᐊᐅᒃᑐᑎ	SEP ᓱᑎᒃᐱᓇ	OCT ᐅᑦᑐᐱᓇ	NOV ᓄᓇᒃᐱᓇ	DEC ᑏᓯᒃᐱᓇ	JAN ᔮᖕᓄᐊᓇ	FEB ᓈᕝᕗᐊᓇ	MAR ᒫᔪ	APR ᐃᑦᓇᓕ	MAY ᒪᐃ	Total ᑲᑎᑦᑐᑦ Tamakiklugin
Species	**ᐆᒪᔪᑦ**	**Umajuin**													
Caribou	ᑐᒃᑐᐃᑦ	Tuktut	1	4	7	2	1	5	8	7	6	2	3	1	10
Wolf	ᐊᒪᓯᐃᑦ	Amagut								1	1	3	2	1	3
Arctic fox	ᑎᓇᒐᖕᓂᐊᑦ	Tigiganiat						1		2	1				3
Coloured fox	ᖃᑯᖕᖏᑦᑐᑦ ᑎᓇᒐᖕᓂᐊᑦ	Kalaliit tigiganiat						1	1	1	3	2			5
Wolverine	ᖃᑦᕕᑦ	Kalvik						1	1		3	1	1		4
Arctic hare	ᐅᑲᓖᑦ	Ukalik				1	1	1		1	2				4
Arctic ground squirrel	ᓱᒃᓱᑦ	Hikhik			2	2	1								4
Seals (unspecified)	ᓱᖑᓖᑦ	Natiit	1			2									2
Bearded seal	ᐅᒡᔪᐃᑦ	Ukyuk			1		1								2
Canada goose	ᓂᑦᓖᑦ ᐅᓗᐊᒍᓖᑦ	Nikliknik		1											1
Eider duck	ᒥᑏᑦ	Kingalik				2		1							2
Tundra swan	ᖁᒃᔪᐃᑦ	Kukyuk												1	1
Ptarmigan	ᐊᕿᒡᑦ	Akilgik						2			1		1		3
Arctic char	ᐃᖃᓗᒃᐱᑦ	Ikaliviit	6	8	4			5	1		2			1	12
Lake trout	ᐃᓱᑦᑐᐃᑦ	Ikalukpik	8	2	1		2	5			3		2	3	12
Whitefish	ᑲᕕᓯᓖᑦ	Kapihiliit			2		1	4							6
Cod	ᐆᒐᐃᑦ	Ugak						6	5	1					7

TABLE/ᓇᓗᓇᐃᔭᐅᑦ/NAUNAIKUTA 471

Monthly harvest estimates
ᑕᕝᕕᒫᑦ ᐊᖑᔭᓄᑦ ᓇᓚᐅᑦᓴᕈᑏᑦ
Tatkiktamat nahaktauvaktun

Year 4 (June 1999 - May 2000)
ᐊᒻᕐᒧ 4 (ᔫᓂ 1999 - ᒪᐃ 2000)
Ukiunga 4 (June 1999 - May 2000)

Month/ᑕᕝᕕᖕᒐ/Tatkia			JUN ᔫᓂ	JUL ᔪᓚᐃ	AUG ᐊᐅᒻᒍᕐᑎ	SEP ᓱᑎᒻᐱᓇ	OCT ᐅᑦᑐᐱᓇ	NOV ᓄᓇᒻᐱᓇ	DEC ᑏᓯᒻᐱᓇ	JAN ᒎᖕᓄᐊᓇ	FEB ᓈᕝᕗᐊᓇ	MAR ᒫᕐᓯ	APR ᐃᑦᓇᓕ	MAY ᒪᐃ	Total ᑲᑎᑦᑐᒋᑦ Tamakiklugin ± 95% CI
Species	**ᐆᒪᔪᑦ**	**Umajuin**													
Caribou	ᑐᒃᑐᐃᑦ	Tuktut	1	3	4	17	5	33	13	12	6	5	2	10	111 ± 11
Wolf	ᐊᒪᕈᐃᑦ	Amagut									3	8	1	1	13 ± 4
Arctic fox	ᑎᓇᒐᓐᓂᐊᑦ	Tigiganiat							1						1 ± 1
Coloured fox	ᖃᑯᖕᒋᑦᑐᑦ ᑎᓇᒐᓐᓂᐊᑦ	Kalaliit tigiganiat							5						5 ± 3
Wolverine	ᖃᑦᕕᑦ	Kalvik						1	3	3	4	2			13 ± 3
Arctic hare	ᐅᑲᓖᑦ	Ukalik					1								1 ± 1
Arctic ground squirrel	ᓱᒃᓱᑦ	Hikhik			31	46							1	16	94 ± 22
Seals (unspecified)	ᓱᖅᑯᓖᑦ	Natiit												1	1 ± 1
Ringed seal	ᓇᑦᓱᑦ	Natiinat			1										1 ± 1
Canada goose	ᓂᑦᓖᑦ ᐅᓗᐊᒍᑦᓖᑦ	Nikliknik	2	21	2										25 ± 20
Eider duck	ᒥᑏᑦ	Kingalik	1				12								13 ± 6
Tundra swan	ᖁᒻᔪᐃᑦ	Kukyuk												1	1 ± 1
Ptarmigan	ᐊᕿᒻᒋᑦ	Akilgik						11		12			11		34 ± 11
Tundra swan eggs	ᖁᒻᔪᐃᑦ ᒪᓐᓂᖕᒋᑦ	Kukyut manniit												3	3 ± 2
Arctic char	ᐃᖃᓗᒃᐱᑦ	Ikaliviit	104	89	158	38	125	120		1				13	648 ± 100
Lake trout	ᐃᓱᕋᐃᑦ	Ikalukpik	276				86	94		2	13	10	2	29	512 ± 63
Whitefish	ᑲᕕᓯᓖᑦ	Kapihiliit			2	17	62	17							98 ± 35
Cod	ᐆᒪᐃᑦ	Ugak				13	424	209		9					655 ± 84

TABLE/ᓇᓗᓇᐃᔭᐅᑦ/NAUNAIKUTA 472

Monthly hunter response — **Year 4 (June 1999 - May 2000)**

ᑕᕿᑕᒫᑦ ᐊᖑᓇᓱᒃᑏᑦ ᑭᐅᓂᖏᑦ — **ᐊᒻᕐᒍ 4 (ᓱᓂ 1999 - ᒪᐃ 2000)**

Tatkiktaman pijauhimajut angunahuktinun — **Ukiunga 4 (June 1999 - May 2000)**

Month/ᑕᕿᖓ/Tatkia			JUN ᓱᓂ	JUL ᓱᓚᐃ	AUG ᐊᐅᒡᒍᑎ	SEP ᓱᑎᒻᐱᓇ	OCT ᐅᑦᑐᐱᓇ	NOV ᓄᓇᒻᐱᓇ	DEC ᑏᓱᒻᐱᓇ	JAN ᒎᖕᓄᐊᓇ	FEB ᓈᕝᕗᐊᓇ	MAR ᒪᕐᓯ	APR ᐃᕐᓇᓕ	MAY ᒪᐃ	Total ᑲᑎᑦᑐᑦ Tamakiklugin
Hunter Response Categories	**ᐊᖑᓇᓱᒃᑏᑦ ᑭᐅᓂᖏᑦ ᐊᒻᒍᕐᓯᒪᓂᖏᑦ**	**Angunahukpaktun Kiujait**													
Monthly hunter list	ᑕᕿᑕᒫᑦ ᐊᖑᓇᓱᒃᑏᑦ	Tatkitaman angunahuktut titigait	17	17	16	14	14	14	14	14	14	12	11	11	17*
Hunters interviewed	ᐊᖑᓇᓱᒃᑏᑦ ᐊᐱᕐᓱᕐᑕᑦ	Angunahuktin apikhuktan	16	13	15	13	13	13	13	13	13	11	10	10	16*
Harvested	ᐊᖑᓇᓱᒃᑐᒥᓃᑦ	Angujaujut	11	5	7	6	10	10	4	6	5	6	4	6	12*
Response Rate (%)	ᑭᐅᔪᑦ ᖃᕐᓯᐅᓂᖏᑦ (%)	Kiujut (%)	94	76	94	93	93	93	93	93	93	92	91	91	91**

* Hunters registered/interviewed/harvested at least once during the year.
** Mean monthly response rate.

* ᐊᖑᓇᓱᒃᑏᑦ ᐊᑎᓕᐅᑦᑕᐅᒪᔪᑦ/ᐊᐱᕐᓱᕐᑕᑦ/ᐊᖑᓇᓱᒃᑐᒥᓃᑦ ᐊᑕᐅᓯᐊᕋᓗᐊᑦᑐᑎᒃ ᐊᒻᕐᒍᒥ.
** ᐊᔾᔨᒌᓕᕐᑎᓯᒪᔪᑦ ᑕᕿᑕᒫᑦ ᑭᐅᔪᑦ.

* Angunahuktin atiliukhimajut/apikhiktaunikut/anguhimajut talvani ukiumi.
** Talvani angunahuknami kiujutaumajut.

TABLE/ᓇᓗᓇᐃᔭᐅᑦ/NAUNAIKUTA 473

Recall period between harvest and interview, expressed as % of total harvest records — **Year 4 (June 1999 - May 2000)**

ᐅᑎᕐᕕᐅᔪᑦ ᐊᑯᕐᖓᓂ ᐊᖑᓇᓱᒋᓂᖓᑕ ᐊᒻᒪᓗ ᐊᐱᕐᓱᕐᑕᐅᓂᖓᑕ, ᓇᓗᓇᐃᕐᑕᑦ ᐃᒫᒃ % ᑲᑎᑦᑐᑦ ᐊᖑᓇᓱᒃᑕᑦ ᑎᑎᕐᕐᑕᐅᒪᔪᑦ — **ᐊᒻᕐᒍ 4 (ᓱᓂ 1999 - ᒪᐃ 2000)**

Itkaumajaujut angunahuktunun apihijauvaktunutlu, kanuk amigaitiginit tamakiklugin angujauhimajut — **Ukiunga 4 (June 1999 - May 2000)**

Month/ᑕᕿᖓ/Tatkia			JUN ᓱᓂ	JUL ᓱᓚᐃ	AUG ᐊᐅᒡᒍᑎ	SEP ᓱᑎᒻᐱᓇ	OCT ᐅᑦᑐᐱᓇ	NOV ᓄᓇᒻᐱᓇ	DEC ᑏᓱᒻᐱᓇ	JAN ᒎᖕᓄᐊᓇ	FEB ᓈᕝᕗᐊᓇ	MAR ᒪᕐᓯ	APR ᐃᕐᓇᓕ	MAY ᒪᐃ	Total ᑲᑎᑦᑐᑦ Tamakiklugin
Recall Period	**ᐅᑎᕐᕕᐅᔪᑦ**	**Pigiakvia**													
≤ 3 months	≤ 3 ᑕᕿᑦ	≤ tatkin pingahut	100	100	100	100	87	100	100	100	92	100	100	100	98
4-6 months	4-6 ᑕᕿᑦ	tatkin hitaman 6nut	0	0	0	0	0	0	0	0	8	0	0	0	0
> 6 months	> 6 ᑕᕿᑦ	> 6 tatkin	0	0	0	0	13	0	0	0	0	0	0	0	2

TABLE/ᓇᓗᓇᐃᔭᐅᑦ/NAUNAIKUTA 474

Number of hunters harvesting each species — **Year 4 (June 1999 - May 2000)**

ᖃᑦᓯᐅᓂᖏᑦ ᐊᖑᓇᓱᒃᑏᑦ ᐊᖑᓇᓱᒃᐸᑦᑐᑦ ᐊᑐᓂᒃ ᐆᒪᔪᖕᓂᒃ — **ᐊᒡᕐᒍ 4 (ᔫᓂ 1999 - ᒪᐃ 2000)**

Amigaitiginigin angunahukpaktun anguvaktaitlu kanugitugiagin — **Ukiunga 4 (June 1999 - May 2000)**

Month/ᑕᖅᖓ/Tatkia			JUN ᔫᓂ	JUL ᔪᓚᐃ	AUG ᐊᐅᒡᒍᑎ	SEP ᓱᑎᒡᐱᓇ	OCT ᐅᑦᑐᐱᓇ	NOV ᓄᓇᒡᐱᓇ	DEC ᑏᓯᒡᐱᓇ	JAN ᔮᖕᓄᐊᓇ	FEB ᓈᕝᕗᐊᓇ	MAR ᒪᑦᓯ	APR ᐃᑦᓇᓕ	MAY ᒪᐃ	Total ᑲᑎᑦᑐᑦ Tamakiklugin
Species	**ᐆᒪᔪᑦ**	**Umajuin**													
Caribou	ᑐᒃᑐᐃᑦ	Tuktut	1	2	3	4	3	6	4	5	3	2	1	2	8
Wolf	ᐊᒪᓯᐃᑦ	Amagut									2	2	1	1	3
Arctic fox	ᑎᓇᒐᓐᓂᐊᑦ	Tigiganiat							1						1
Coloured fox	ᖃᑯᖕᖏᑦᑐᑦ ᑎᓇᒐᓐᓂᐊᑦ	Kalaliit tigiganiat							1						1
Wolverine	ᖃᑦᕕᑦ	Kalvik						1	1	3	2	2			3
Arctic hare	ᐅᑲᓖᑦ	Ukalik					1								1
Arctic ground squirrel	ᓱᒃᓱᑦ	Hikhik			2	3							1	1	6
Seals (unspecified)	ᓱᖕᑯᓖᑦ	Natiit												1	1
Ringed seal	ᓇᑦᓱᑦ	Natiinat			1										1
Canada goose	ᓂᑦᓖᑦ ᐅᓗᐊᒍᑦᓖᑦ	Nikliknik	1	1	1										3
Eider duck	ᒥᑏᑦ	Kingalik	1				1								2
Tundra swan	ᖁᒃᔪᐃᑦ	Kukyuk												1	1
Ptarmigan	ᐊᕿᒡᑦ	Akilgik						1		1			1		2
Tundra swan eggs	ᖁᒃᔪᐃᑦ ᒪᓐᓂᖏᑦ	Kukyut manniit												1	1
Arctic char	ᐃᖃᓗᒃᐲᑦ	Ikaliviit	10	3	7	1	2	3		1				3	11
Lake trout	ᐃᓱᕋᐃᑦ	Ikalukpik	9				4	4		1	2	2	2	5	11
Whitefish	ᑲᕕᓯᓖᑦ	Kapihiliit			1	1	1	3							5
Cod	ᐆᒪᐃᑦ	Ugak				1	9	5		1					9

TABLE/ᓇᓗᓇᐃᔭᐅᑦ/NAUNAIKUTA 475

Monthly harvest estimates
ᑕᕝᕕᒫᑦ ᐊᖑᔭᓄᑦ ᓇᓚᐅᑦᓵᕈᑏᑦ
Tatkiktamat nahaktauvaktun

Year 5 (June 2000 - May 2001)
ᐊᒻᕐᒍ 5 (ᔫᓂ 2000 - ᒪᐃ 2001)
Ukiunga 5 (June 2000-May 2001)

Month/ᑕᕝᕕᖕᒐ/Tatkia			JUN ᔫᓂ	JUL ᔪᓚᐃ	AUG ᐊᐅᒻᒍᑎ	SEP ᓱᑎᒻᐱᓇ	OCT ᐅᑦᑐᐱᓇ	NOV ᓄᓇᒻᐱᓇ	DEC ᑏᓯᒻᐱᓇ	JAN ᒎᖕᓄᐊᓇ	FEB ᓈᕐᑐᐊᓇ	MAR ᒫᔪ	APR ᐃᑦᓇᓕ	MAY ᒪᐃ	Total ᑲᑎᑦᑐᒋᑦ Tamakiklugin ± 95% CI
Species	**ᐆᒪᔪᑦ**	**Umajuin**													
Caribou	ᑐᒃᑐᐃᑦ	Tuktut	2	2	10	10	1	8	2	4	2		5	6	52 ± 13
Tundra grizzly	ᐊᑦᓚᐃᑦ	Akhait		1											1 ± 1
Wolf	ᐊᒪᕈᐃᑦ	Amagut	1					3							4 ± 3
Wolverine	ᖃᑦᕕᑦ	Kalvik						4	3	3					10 ± 4
Arctic ground squirrel	ᓱᒃᓱᑦ	Hikhik			11	33									44 ± 29
Seals (unspecified)	ᓱᖅᑯᓐᑦ	Natiit			1										1 ± 1
Geese (unspecified)	ᓂᑦᓐᑦ	Kanguk	3	1											4 ± 2
Duck eggs	ᒥᑏᑦ ᒪᓐᓂᖏᑦ	Tinmiat manniit		11											11 ± 5
Tundra swan eggs	ᖁᒻᔪᐃᑦ ᒪᓐᓂᖏᑦ	Kukyut manniit	2												2 ± 1
Seagull eggs	ᓇᐅᔭᐃᑦ ᒪᓐᓂᖏᑦ	Nauyat manniit	2												2 ± 1
Arctic char	ᐃᖃᓗᒃᐲᑦ	Ikaliviit	125	21	53	92	81	109				5	7	4	497 ± 128
Lake trout	ᐃᓱᕋᐃᑦ	Ikalukpik	23	7	4	1	72	22			4	16		8	157 ± 49
Whitefish	ᑲᕕᓯᓐᑦ	Kapihiliit				2	30								32 ± 19
Cod	ᐆᒐᐃᑦ	Ugak					225	135	69						429 ± 123

TABLE/ᓇᓗᓇᐃᔭᐅᑦ/NAUNAIKUTA 476

Monthly hunter response — **Year 5 (June 2000 - May 2001)**

ᑕᕿᑕᒫᑦ ᐊᖑᓇᓱᒃᑏᑦ ᑭᐅᓂᖏᑦ — **ᐊᒻᕐᒍ 5 (ᔫᓂ 2000 - ᒪᐃ 2001)**

Tatkiktaman pijauhimajut angunahuktinun — **Ukiunga 5 (June 2000 - May 2001)**

Month/ᑕᕿᖓ/Tatkia			JUN ᔫᓂ	JUL ᔪᓚᐃ	AUG ᐊᐅᒡᒍᑎ	SEP ᓱᑎᒡᐱᓇ	OCT ᐅᑦᑐᐱᓇ	NOV ᓄᓇᒡᐱᓇ	DEC ᑏᓯᒡᐱᓇ	JAN ᒎᖕᓄᐊᓇ	FEB ᓈᕝᕗᐊᓇ	MAR ᒪᑦᓯ	APR ᐃᑦᓇᓕ	MAY ᒪᐃ	Total ᑲᑎᑦᑐᑦ Tamakiklugin
Hunter Response Categories	**ᐊᖑᓇᓱᒃᑏᑦ ᑭᐅᓂᖏᑦ ᐊᒃᒍᑦᓯᒪᓂᖏᑦ**	**Angunahukpaktun Kiujait**													
Monthly hunter list	ᑕᕿᑕᒫᑦ ᐊᖑᓇᓱᒃᑏᑦ	Tatkitaman angunahuktut titigait	11	11	11	11	9	9	9	9	9	7	7	7	11*
Hunters interviewed	ᐊᖑᓇᓱᒃᑏᑦ ᐊᐱᑦᓱᑦᑕᑦ	Angunahuktin apikhuktan	10	10	9	9	8	7	8	6	6	3	3	5	11*
Harvested	ᐊᖑᓇᓱᒃᑐᒥᓃᑦ	Angujaujut	6	3	5	5	5	4	3	3	2	1	1	3	11*
Response Rate (%)	ᑭᐅᔪᑦ ᖃᑦᓱᐅᓂᖏᑦ (%)	Kiujut (%)	91	91	82	82	89	78	89	67	67	43	43	71	74**

* Hunters registered/interviewed/harvested at least once during the year.
** Mean monthly response rate.

* ᐊᖑᓇᓱᒃᑏᑦ ᐊᑎᓕᐅᑦᑕᐅᒪᔪᑦ/ᐊᐱᑦᓱᑦᑕᑦ/ᐊᖑᓇᓱᒃᑐᒥᓃᑦ ᐊᑕᐅᓯᐊᕐᓗᐊᑦᑐᑎᒃ ᐊᒻᕐᒍᒥ.
** ᐊᔾᔨᒌᓕᑎᓯᒪᔪᑦ ᑕᕿᑕᒫᑦ ᑭᐅᔪᑦ.

* Angunahuktin atiliukhimajut/apikhiktaunikut/anguhimajut talvani ukiumi.
** Talvani angunahuknami kiujutaumajut.

6.2.7

TABLE/ᓇᓗᓇᐃᔭᐅᑦ/NAUNAIKUTA 477

Recall period between harvest and interview, expressed as % of total harvest records — **Year 5 (June 2000 - May 2001)**

ᐅᑎᕐᕕᐅᔪᑦ ᐊᑯᕐᖓᓂ ᐊᖑᓇᓱᒋᓂᖓᑕ ᐊᒻᒪᓗ ᐊᐱᕐᓱᕐᑕᐅᓂᖓᑕ, ᓇᓗᓇᐃᕐᑕᑦ ᐃᒫᒃ % ᑲᑎᑦᑐᑦ ᐊᖑᓇᓱᒃᑕᑦ ᑎᑎᕐᕐᑕᐅᒪᔪᑦ — **ᐊᒻᕐᒍ 5 (ᔫᓂ 2000 - ᒪᐃ 2001)**

Itkaumajaujut angunahuktunun apihijauvaktunutlu, kanuk amigaitiginit tamakiklugin angujauhimajut — **Ukiunga 5 (June 2000 - May 2001)**

Month/ᑕᕿᖓ/Tatkia			JUN ᔫᓂ	JUL ᔪᓚᐃ	AUG ᐊᐅᒡᒍᑎ	SEP ᓱᑎᒡᐱᓇ	OCT ᐅᑦᑐᐱᓇ	NOV ᓄᓇᒡᐱᓇ	DEC ᑏᓯᒡᐱᓇ	JAN ᒎᖕᓄᐊᓇ	FEB ᓈᕝᕗᐊᓇ	MAR ᒪᑦᓯ	APR ᐃᑦᓇᓕ	MAY ᒪᐃ	Total ᑲᑎᑦᑐᑦ Tamakiklugin
Recall Period	**ᐅᑎᕐᕕᐅᔪᑦ**	**Pigiakvia**													
≤ 3 months	≤ 3 ᑕᕿᑦ	≤ tatkin pingahut	100	100	100	100	100	100	100	0	0	0	0	0	91
4-6 months	4-6 ᑕᕿᑦ	tatkin hitaman 6nut	0	0	0	0	0	0	0	0	0	0	0	100	3
> 6 months	> 6 ᑕᕿᑦ	> 6 tatkin	0	0	0	0	0	0	0	100	100	100	100	0	7

TABLE/ᓇᓗᓇᐃᔭᐅᑦ/NAUNAIKUTA 478

Number of hunters harvesting each species — **Year 5 (June 2000 - May 2001)**

ᖃᑦᓯᐅᓂᖏᑦ ᐊᖑᓇᓱᒃᑏᑦ ᐊᖑᓇᓱᒃᐸᑦᑐᑦ ᐊᑐᓂᒃ ᐆᒪᔪᖕᓂᒃ — **ᐊᒡᕐᒍ 5 (ᔫᓂ 2000 - ᒪᐃ 2001)**

Amigaitiginigin angunahukpaktun anguvaktaitlu kanugitugiagin — **Ukiunga 5 (June 2000 - May 2001)**

Month/ᑕᕝᕙᖓ/Tatkia			JUN ᔫᓂ	JUL ᔪᓚᐃ	AUG ᐊᐅᒡᒍᕐᑎ	SEP ᓱᑎᒡᐱᓇ	OCT ᐅᖁᐱᓇ	NOV ᓄᕕᒡᐱᓇ	DEC ᑏᓯᒡᐱᓇ	JAN ᔭᖕᓄᐊᓇ	FEB ᕕᖅᐅᐊᓇ	MAR ᒫᕐᓯ	APR ᐃᕐᓇᓕ	MAY ᒪᐃ	Total ᑲᑎᖅᑐᑦ Tamakiklugin
Species	**ᐆᒪᔪᑦ**	**Umajuin**													
Caribou	ᑐᒃᑐᐃᑦ	Tuktut	2	2	3	3	1	2	1	1	1		1	2	8
Tundra grizzly	ᐊᕐᓚᐃᑦ	Akhait		1											1
Wolf	ᐊᒪᕈᐃᑦ	Amagut	1					1							2
Wolverine	ᖃᕐᕕᑦ	Kalvik						2	2	2					4
Arctic ground squirrel	ᓱᒃᓱᑦ	Hikhik			1	2									2
Seals (unspecified)	ᓱᖅᑯᓐᑦ	Natiit			1										1
Geese (unspecified)	ᓂᕐᓐᑦ	Kanguk	1	1											2
Duck eggs	ᒥᑏᑦ ᒪᓐᓂᖏᑦ	Tinmiat manniit		2											2
Tundra swan eggs	ᖁᒃᔪᐃᑦ ᒪᓐᓂᖏᑦ	Kukyut manniit	1												1
Seagull eggs	ᓇᐅᔭᐃᑦ ᒪᓐᓂᖏᑦ	Nauyat manniit	1												1
Arctic char	ᐃᖃᓗᒃᐲᑦ	Ikaliviit	4	2	2	3	3	2				1	1	1	7
Lake trout	ᐃᓱᕋᐃᑦ	Ikalukpik	3	2	1	1	4	1			1	1		1	6
Whitefish	ᑲᕕᓯᓐᑦ	Kapihiliit				1	2								2
Cod	ᐆᒐᐃᑦ	Ugak					3	2	2						4

TABLE/ᓇᓗᓇᐃᔭᐅᑦ/NAUNAIKUTA 479

Annual harvest estimates and five-year mean — **All Years (June 1996 - May 2001)**

ᐊᒻᕋᒍᑕᒫᑦ ᐊᖑᔭᓄᑦ ᓇᓚᐅᑦᓴᕈᑏᑦ ᐊᒻᒪᓗ ᑕᓪᓕᒪᓄᑦ-ᐊᒻᕋᒍᓄᑦ ᐊᑦᐳᑦᓕᕐᑎᓯᒪᔪᑦ ᑕᒪᐃᓐᓄᑦ ᐊᒻᕋᒍᓄᑦ (ᔫᓂ 1996 - ᒪᐃ 2001)

Study Year/ᖃᐅᔨᓴᕐᕕᒃ ᐊᒻᕋᒍ/Ihivgiukimayut Ukiumi			1 96/97	2 97/98	3 98/99	4 99/00	5 00/01	Mean ᐊᑦᐳᑦᓕᕐᑎᓯᒪᔪᑦ Amigaitkiyait
Species	ᐆᒪᔪᑦ	**Umajuin**						
Caribou	ᑐᒃᑐᐃᑦ	Tuktut	314	247	155	111	52	176
Tundra grizzly	ᐊᒃᓚᐃᑦ	Akhait	0	0	0	0	1	<1
Wolf	ᐊᒪᕈᐃᑦ	Amagut	21	15	17	13	4	14
Arctic fox	ᑎᓇᒐᓐᓂᐊᑦ	Tigiganiat	42	65	7	1	0	23
Coloured fox	ᖃᑯᓐᖏᑦᑐᑦ ᑎᓇᒐᓐᓂᐊᑦ	Kalaliit tigiganiat	14	4	13	5	0	7
Wolverine	ᖃᑉᕕᑦ	Kalvik	20	27	11	13	10	16
Arctic hare	ᐅᑲᓖᑦ	Ukalik	18	5	12	1	0	7
Arctic ground squirrel	ᓱᒃᓯᑦ	Hikhik	317	103	34	94	44	118
Seals (unspecified)	ᓯᖕᑯᓖᑦ	Natiit	0	4	8	1	1	3
Ringed seal	ᓇᑦᓱᑦ	Natiinat	16	7	0	1	0	5
Bearded seal	ᐅᒻᔪᐃᑦ	Ukyuk	0	1	2	0	0	1
Geese (unspecified)	ᓂᑦᓖᑦ	Kanguk	0	0	0	0	4	1
Canada goose	ᓂᑦᓖᑦ ᐅᓗᐊᒍᓖᑦ	Nikliknik	15	36	5	25	0	16
White-fronted goose	ᓂᑦᓖᑦ	Nirlivik	6	0	0	0	0	1
Pintail	ᕐᓕᒻᒧᐊᔫᑦ	Arnaviaq	0	6	0	0	0	1
Eider duck	ᒥᑏᑦ	Kingalik	50	0	18	13	0	16
Tundra swan	ᕐᓕᔪᐃᑦ	Kukyuk	0	1	1	1	0	1
Ptarmigan	ᐊᕿᒻᒋᑦ	Akilgik	20	0	20	34	0	15
Goose eggs	ᑲᖑᐃᑦ ᒪᓐᓂᖕᒋᑦ	Uluaguliit manniit	46	0	0	0	0	9
Duck eggs	ᒥᑏᑦ ᒪᓐᓂᖕᒋᑦ	Tinmiat manniit	69	0	0	0	11	16
Tundra swan eggs	ᕐᓕᔪᐃᑦ ᒪᓐᓂᖕᒋᑦ	Kukyut manniit	0	0	0	3	2	1
Seagull eggs	ᓇᐅᔭᐃᑦ ᒪᓐᓂᖕᒋᑦ	Nauyat manniit	85	23	0	0	2	22
Arctic char	ᐃᖃᓗᒃᐲᑦ	Ikaliviit	1,018	865	870	648	497	780
Lake trout	ᐃᓱᒪᕋᐃᑦ	Ikalukpik	351	274	385	512	157	336
Whitefish	ᑲᕕᓯᓖᑦ	Kapihiliit	115	92	117	98	32	91
Cod	ᐆᒪᐃᑦ	Ugak	1,327	898	358	655	429	733
Sculpin	ᑲᓇᔪᐃᑦ	Kanayuk	7	2	0	0	0	2

TABLE/ᓇᓗᓇᐃᔭᐅᑦ/NAUNAIKUTA 480

Annual hunter response — **All Years (June 1996 - May 2001)**

ᐊᒻᕐᒍᑕᒫᑦ ᐊᖑᓇᓱᒃᑏᑦ ᑭᐅᓂᖏᑦ — **ᑕᒪᐃᓐᓄᑦ ᐊᒻᕐᒍᓄᑦ (ᓲᓂ 1996 - ᒪᐃ 2001)**

Angujauvaktu — **Tamamik ukiuni (June 1996 - May 2001)**

Study Year/ᖃᐅᔨᓴᕐᕕᒃ ᐊᒻᕐᒍ/Ihivgiukimayut Ukiumi			1	2	3	4	5	Total ᑲᑎᑦᑐᑦ Tamakiklugin
			96/97	97/98	98/99	99/00	00/01	
Hunter Response Categories	**ᐊᖑᓇᓱᒃᑏᑦ ᑭᐅᓂᖏᑦ ᐊᒻᒍᕐᓯᒪᓂᖏᑦ**	**Angunahukpaktun Kiujait**						
Monthly hunter list	ᑕᕿᑕᒫᑦ ᐊᖑᓇᓱᒃᑏᑦ	Tatkitaman angunahuktut titigait	31	30	21	17	11	31*
Hunters interviewed	ᐊᖑᓇᓱᒃᑏᑦ ᐊᐱᕐᓱᕐᑕᑦ	Angunahuktin apikhuktan	31	29	19	16	11	31*
Harvested	ᐊᖑᓇᓱᒃᑐᒥᓃᑦ	Angujaujut	29	27	16	12	11	31*
Response Rate (%)	ᑭᐅᔪᑦ ᖃᑦᓯᐅᓂᖏᑦ (%)	Kiujut (%)	88	92	90	91	74	87**

* Hunters registered/interviewed/harvested at least once during the study.
** Mean annual response rate.

* ᐊᖑᓇᓱᒃᑏᑦ ᐊᑎᓕᐅᕐᓯᒪᔪᑦ/ᐊᐱᕐᓱᕐᑕᑦ/ᐊᖑᓇᓱᒃᑐᒥᓃᑦ ᐊᑕᐅᓯᐊᕐᓗᐊᑦᑐᑎᒃ ᖃᐅᔨᓴᕐᓂᒥ.
** ᐊᔾᔨᒌᓕᕐᑎᓯᒪᔪᑦ ᐊᒻᕐᒍᑕᒫᑦ ᑭᐅᔪᑦ.

* Angunahuktin atiliukhimajut/apikhiktaunikut/anguhimajut talvani kaujihatatiplugin.
** Atjikilirhimajut ukiumun kiutjutaujut.

TABLE/ᓇᓗᓇᐃᔭᐅᑦ/NAUNAIKUTA 481

Recall period between harvest and interview, expressed as % of total harvest records — **All Years (June 1996 - May 2001)**

ᐅᑎᕐᕕᐅᔪᑦ ᐊᑯᕐᖓᓂ ᐊᖑᓇᓱᓐᓂᖓᑕ ᐊᒻᒪᓗ ᐊᐱᕐᓱᕐᑕᐅᓂᖓᑕ, ᓇᓗᓇᐃᕐᑕᑦ ᐃᒫᒃ % ᑲᑎᑦᑐᑦ ᐊᖑᓇᓱᒃᑕᑦ ᑎᑎᕐᕕᐅᒪᔪᑦ — **ᑕᒪᐃᓐᓄᑦ ᐊᒻᕐᒍᓄᑦ (ᓲᓂ 1996 - ᒪᐃ 2001)**

Angunahuktin apikhuktaujut, iluakhagaujutl % tamakiklugit angujauhimajut umajut — **Tamamik ukiuni (June 1996 - May 2001)**

Study Year/ᖃᐅᔨᓴᕐᕕᒃ ᐊᒻᕐᒍ/Ihivgiukimayut Ukiumi			1	2	3	4	5	Total ᑲᑎᑦᑐᑦ Tamakiklugin
			96/97	97/98	98/99	99/00	00/01	
Recall Period	**ᐅᑎᕐᕕᐅᔪᑦ**	**Pigiakvia**						
≤ 3 months	≤ 3 ᑕᕿᑦ	≤ tatkin pingahut	99	100	100	98	91	98
4-6 months	4-6 ᑕᕿᑦ	tatkin hitaman 6nut	1	0	0	0	3	1
> 6 months	> 6 ᑕᕿᑦ	> 6 tatkin	0	0	0	2	7	1

TABLE/ᓇᓗᓇᐃᔭᐅᑦ/NAUNAIKUTA 482

Number of hunters harvesting each species

ᖃᑦᓯᐅᓂᖏᑦ ᐊᖑᓇᓱᒃᑏᑦ ᐊᖑᓇᓱᒃᐸᑦᑐᑦ ᐊᑐᓂᒃ ᐆᒪᔪᖅᓂᒃ

Angunahuktin angutivaktun umajunik

All Years (June 1996 - May 2001)

ᑕᒪᐃᓐᓄᑦ ᐊᒃᑯᒍᓄᑦ (ᔫᓂ 1996 - ᒪᐃ 2001)

Tamamik ukiuni (June 1996 - May 2001)

Study Year/ᖃᐅᔨᓴᖅᑕᒃ ᐊᒃᑯᒍ/Ihivgiukimayut Ukiumi			1 96/97	2 97/98	3 98/99	4 99/00	5 00/01	Total ᑲᑎᑦᑐᑦ Tamakiklugin
Species	**ᐆᒪᔪᑦ**	**Umajuin**						
Caribou	ᑐᒃᑐᐃᑦ	Tuktut	19	16	10	8	8	23
Tundra grizzly	ᐊᒃᓚᐃᑦ	Akhait					1	1
Wolf	ᐊᒪᕈᐃᑦ	Amagut	4	5	3	3	2	5
Arctic fox	ᑎᓇᒐᓐᓂᐊᑦ	Tigiganiat	5	10	3	1		16
Coloured fox	ᖃᑯᓐᖏᑦᑐᑦ ᑎᓇᒐᓐᓂᐊᑦ	Kalaliit tigiganiat	4	4	5	1		8
Wolverine	ᖃᑉᐃᑦ	Kalvik	5	6	4	3	4	9
Arctic hare	ᐅᑲᓖᑦ	Ukalik	3	2	4	1		7
Arctic ground squirrel	ᓱᒃᓯᑦ	Hikhik	14	7	4	6	2	15
Seals (unspecified)	ᓯᖕᑯᓖᑦ	Natiit		4	2	1	1	6
Ringed seal	ᓇᑦᓯᑦ	Natiinat	8	5		1		10
Bearded seal	ᐅᒡᔪᐃᑦ	Ukyuk		1	2			2
Geese (unspecified)	ᓂᑦᓖᑦ	Kanguk					2	2
Canada goose	ᓂᑦᓖᑦ ᐅᓗᐊᒍᓐᓖᑦ	Nikliknik	4	5	1	3		8
White-fronted goose	ᓂᑦᓖᑦ	Nirlivik	2					2
Pintail	ᖁᒡᒧᐊᔫᑦ	Arnaviaq		1				1
Eider duck	ᒥᑏᑦ	Kingalik	7		2	2		8
Tundra swan	ᖁᒡᔪᐃᑦ	Kukyuk		1	1	1		3
Ptarmigan	ᐊᕿᒡᑏᑦ	Akilgik	2		3	2		3
Goose eggs	ᑲᖑᐃᑦ ᒪᓐᓂᖏᑦ	Uluaguliit manniit	6					6
Duck eggs	ᒥᑏᑦ ᒪᓐᓂᖏᑦ	Tinmiat manniit	4				2	6
Tundra swan eggs	ᖁᒡᔪᐃᑦ ᒪᓐᓂᖏᑦ	Kukyut manniit				1	1	2
Seagull eggs	ᓇᐅᔭᐃᑦ ᒪᓐᓂᖏᑦ	Nauyat manniit	5	1			1	6
Arctic char	ᐃᖃᓗᒃᐲᑦ	Ikaliviit	22	15	12	11	7	25
Lake trout	ᐃᓱᒋᐃᑦ	Ikalukpik	18	18	12	11	6	23
Whitefish	ᑲᐱᓯᓖᑦ	Kapihiliit	6	7	6	5	2	12
Cod	ᐆᒪᐃᑦ	Ugak	17	15	7	9	4	24
Sculpin	ᑲᓇᔪᐃᑦ	Kanayuk	2	1				3

6.2.7 Community Results Discussion: Umingmaktok

The survey frame:
An assessment of under-enumeration indicated that there were very few hunters who were not registered in the Harvest Study.

The population of Umingmaktok declined over the course of the Harvest Study resulting in very low numbers of active hunters registered by the end of the study. There were no intensive hunters registered. The occasional and active classifications were joined and harvest estimates were calculated for all hunters together; there was no stratification used.

Survey coverage and non-response bias:
Response rates were very good to excellent in all years except for the last five months of year 5 where rates fell below 75% due to Fieldworker staffing difficulties. Readers should exercise caution when using the data collected during these final five months. As seen in Table 9 the consistent intentional non-response rate in Umingmaktok was nil and therefore was not a potential source of non-response bias.

Response rates were felt to be high enough and non-response bias low enough during years 1 to 4 to ensure that n did in fact constitute a sufficiently representative sample of N hunters. Readers should exercise caution when using the data collected during the latter months of the study (January – May 2001) since the potential for both sampling error and non-response bias increases as response rates fall.

Measurement issues and response error:
As seen in the recall period tables, the vast majority of harvest records were collected within three months of the harvest. However, long recall periods of over six months were encountered during the last few months of the study. This was due to Fieldworker staffing difficulties. Recall error in these instances is more likely.

During the time of the community visits held in the Kitikmeot region in the winter of 2003 most hunters from Umingmaktok were living in other communities and the HTO was not active. It was not possible to hold consultations on the data. Readers will note that there is a steady decline in harvest estimates during the study. This is likely an accurate change and due to the decline in the population of this community over the five years of the study. The number of hunters registered declined from 31 to 11 over this period, a drop of over 60%.

6.2.7 ᓄᓇᓕᓐᓂ ᓴᖅᑭᑕᐅᔪᓂᒃ ᐅᖃᖃᑎᒌᒋᑎᑦ: ᐅᒥᖕᒐᔅᑑᖅ

ᖃᐅᔨᓴᓂᐅᑉ ᐋᖅᑭᐅᒪᓂᖕᒐ:

ᕿᒥᕐᕈᓂᖃᖅᑎᓪᓗᒍ ᐊᑎᓕᐅᓐᖏᓗᐊᖅᐸᕐᑐᑦ ᒥᑦᓵᓄᓕᖕᒐᔪᓂᒃ ᖃᐅᔨᓚᐅᖅᑐᑦ ᖃᑦᑏᓐᓇᑯᓗᐃᑦ ᐊᑎᖃᖃᑕᐅᓐᖏᑦᑑᓚᐅᕐᒪᑕ ᐊᖕᒍᓇᓱᒃᑎᑦ ᖃᐅᔨᓴᓂᖃᖅᑎᓪᓗᒍ.

ᐃᓄᒋᐊᖕᓂᖏᑦ ᐅᒥᖕᒐᒃᑑᒥᐅᑉ ᓄᖑᑉᐸᓪᓕᐊᖏᓐᓇᓚᐅᖅᑐᑦ ᖃᐅᔨᓴᓂᖅ ᐱᓕᕆᐊᖕᒍᓂᓚᒐᓂ ᖃᑦᑏᓐᓇᖑᖅᐸᓪᓕᐊᕈᑕᐅᓪᓗᓂ ᐊᖕᒍᓇᓱᑎᓂᒃ ᐊᑎᖃᖃᑕᐅᔪᓂᒃ ᖃᐅᔨᓴᓂᖅ ᐃᓱᓕᓕᕐᒪᑦ. ᐊᒃᓱᑲᓪᓚᒃ ᐊᖕᒍᓇᓱᑎᒻᒪᕆᓐᓂᒃ ᐊᑎᓕᐅᖅᓯᒪᔪᖃᓚᐅᖏᑦᑐᖅ. ᖃᑯᑎᒃᑯᑦ ᑕᒫᐸᓗᓪᓗ ᓇᓗᓇᐃᔭᐅᑎᖃᖅᑐᑦ ᑲᑎᑕᐅᓚᐅᖅᑐᑦ ᐊᒻᒪᓗ ᐆᒪᔪᖅᑕᐅᕙᑦᑐᑦ ᓈᓴᖅᑕᐅᓪᓗᑎᒃ ᐊᖕᒍᓇᓱᑎᓕᒫᑦ ᑲᑎᑕᐅᓪᓗᑎᒃ; ᐊᒡᒍᖅᑕᐅᓯᒪᓂᖃᓚᐅᖏᑦᑐᑦ.

ᖃᐅᔨᓴᖅᑕᐅᔪᑦ ᐊᒻᒪ ᐃᓚᓕᐅᓇᔭᐅᕙᖏᑦᑐᑦ ᑭᐅᕙᖏᑦᑐᑦ:

ᑭᐅᖃᑦᑕᓂᐅᔪᖅ ᐱᐅᔪᒻᒪᓇᐅᔪᒥᑦ ᐱᐅᔪᐊᓗᒻᒧᑦ ᐊᕐᕌᒍᓕᒫᓂ ᑭᓯᐊᓂ ᑭᖕᒍᓕᕐᕌᒥ ᑕᓕᒪᓂ ᑕᖅᑭᓂ ᑕᓕᒪᐅᔪᓂᑦ ᐊᕐᕌᒍᓂ ᖃᐅᔨᓴᓂᕐᒥ ᐊᒥᓲᓂᖏᑦ ᑲᑕᑦᑐᑎᒃ ᐊᑖᓄᑦ 75-ᐳᓯᑦ ᐱᓪᓗᒍ ᓄᓇᓕᓂ ᓈᓴᐃᔨᐅᔪᓂᑦ ᐃᖅᑲᓇᐃᔭᖅᑎᖃᓂᕐᒧᑦ ᐊᑲᐃᓪᓕᐅᕈᑏᑦ. ᐅᖃᓕᒫᖅᐸᑦᑐᑦ ᐅᔾᔨᖅᑐᒋᐊᖃᖅᑐᑦ ᐊᑐᕐᓂᐊᕈᓐᓂᔪᒃ ᐊᓪᓚᑕᐅᓯᒪᔪᐃᑦ ᓄᐊᑕᐅᓯᒪᔪᑦ ᑭᖑᓪᓕᕐᕌᒥ ᑕᓕᒪᓂ ᑕᖅᑭᓂ. ᑕᑯᑎᑦᓯᒻᒪᑕ ᓇᓕᖅᑲᒥ 9 ᐱᔫᓇᓪᓗᑎᒃ ᑭᐅᑦᑕᐃᓕᑦᓴᐃᓇᐸᑦᑐᑦ ᐅᒥᒪᒃᑑᒥ ᐱᑕᖃᓚᐅᖏᑦᑐᖅ ᐊᒻᒪ ᑕᒪᓇ ᐱᓪᓗᒍ ᑭᐅᑕᐃᓕᒪᓂᐅᖃᑕᓚᐅᖏᑦᑐᖅ.

ᑭᐅᕙᑦᑎᒋᓂᖏᑦ ᐊᒥᓲᑦᑎᐊᕋᓱᒋᔭᐅᓚᐅᖅᑐᑦ ᐊᒻᒪᓗ ᑭᐅᕙᓐᖏᑦᑐᑦ ᐅᓄᓗᐊᕋᑎᒃ ᐊᕐᕌᒍᓂ 1-ᒥᑦ 4-ᒧᑦ ᑖᒃᑯᐊ ᐊᐱᖅᓱᖅᑕᐅᕙᑦᑐᑦ ᖃᑦᑎᐅᓂᖏᑦ ᒥᑦᓴᐅᓯᒪᑦᑎᐊᕐᓂᖏᓐᓂᒃ ᐊᖕᒍᓇᓱᑎᓂᒃ ᐊᑎᖃᖃᑕᐅᔪᓂᒃ. ᐅᖃᓕᒫᖅᐸᑦᑐᑦ ᐅᔾᔨᖅᑐᒋᐊᖃᖅᑐᑦ ᐊᑐᕐᓂᐊᕈᓐᓂᔪᒃ ᐊᓪᓚᑕᐅᓯᒪᔪᐃᑦ ᓄᐊᑕᐅᓯᒪᔪᑦ ᑭᖑᓂᐊᓂ ᑕᖅᑭᐅᔪᓂ ᖃᐅᔨᓴᓂᕐᒥ (ᐆᓐᓄᐊᓇᒥᑦ-ᒪᐃᒧᑦ 2001) ᓄᐊᑕᐅᓯᒪᔪᑦ ᑕᒪᖅᓯᒪᐅᖅᑐᑦ ᐊᒻᒪᓗ ᑭᐅᕙᓐᖏᑦᑐᓂᒃ ᐃᓚᓕᐅᓇᓐᖏᓗᐊᕐᓕᑦ ᐱᕙᓪᓕᐊᓲᖑᒻᒪᑕ ᑭᐅᕙᑦᑎᒋᓂᖏᑦ ᑲᑕᔾᔫᒻᒥᔭᕐᖓᑕ.

ᓱᖅᑯᐃᖅᓯᔾᔪᑎᓄᓕᖕᒐᔪᑦ ᐊᒻᒪ ᑭᐅᔾᔪᑎᑦ ᑕᒻᒪᖅᓯᒪᐅᖅᑐᑦ:

ᐊᖕᒍᔭᓄᑦ ᑎᑎᖃᖃᑎᐅᔪᐃᑦ ᓄᐊᑕᐅᖃᑕᓚᐅᖅᑐᐃᑦ ᐃᓗᐊᓂ ᐱᖕᒐᓱᓐ ᑕᖅᑭᓐ ᐊᖕᒍᔭᐅᓚᐅᖅᑐᓪᓗᒋᑦ. ᑭᓯᐊᓂᓕ, ᐊᒥᓱᑲᓪᓚᐅᓚᐅᖅᑐᐃᑦ ᑕᖅᑭᓐ ᐊᕐᕌᒍᑕᒫᓐ ᖃᐅᔨᓴᓂᕐᒥ ᐊᒥᓱᕈᓇᐊᖅᑎᓪᓗᒋᑦ ᐃᓚᖏᑎᒍᑦ ᑎᑎᖃᖃᑎᐅᔪᐃᑦ ᐃᖅᑲᐅᒪᔭᐅᔭᓇᐊᖃᖃᑕᖅᑐᐃᑦ ᑎᓴᒪᓂᑦ ᐱᖕᒐᓲᔪᖅᑐᓄᑦ ᑕᖅᑭᓄᑦ. ᑕᒪᒃᑯᐊ ᑕᖅᑭᓐ ᖃᐅᔨᒪᔭᐅᔭᓇᐊᓖᑦ ᐱᔾᔪᑎᒋᓪᓗᒍ ᑕᒻᒪᓂᖅᓴᐅᑐᐃᓐᓇᓇᐊᖃᖅᓂᖅ ᐱᓪᓗᒍ ᐃᖅᑲᐅᒪᒍᓐᓂᓂᖅ ᐃᖅᑲᐅᒪᔭᓇᐊᖃᖅᓂᖅ ᐊᑯᓂᐅᓂᖅᓴᐅᓕᖅᑎᓪᓗᒍ.

ᓄᓇᓕᑦ ᐳᓚᕋᖅᑕᐅᑎᓪᓗᒋᑦ ᕿᑎᕐᒥᐅᓂ ᐅᑭᐅᖕᒍᑎᓪᓗᒍ 2003ᒥ ᐅᓄᓐᖅᓴᐃᑦ ᐊᖕᒍᓇᓱᒃᑎᑦ ᐅᒥᖕᒐᒃᑑᒥ ᓄᓇᖃᖅᐸᓚᐅᖅᑐᑦ ᐊᓯᖏᓐᓂ ᓄᓇᓕᐅᔪᓂ ᐊᒻᒪᓗ ᐊᖕᒍᓇᓱᑦᑐᓕᓇᔾᔪᑯᑦ ᐊᐅᓚᑕᐅᒐᑎᒃ. ᐊᔪᕐᓇᖅᑐᖅ ᐅᖃᐅᓯᖃᑎᖃᓇᐊᒥᒃ ᐊᓪᓚᑕᐅᓯᒪᔪᓂᒃ. ᐅᖃᓕᒫᖅᑐᑦ ᖃᐅᔨᓂᐊᖅᑐᑦ ᑲᑕᑉᐸᓪᓕᐊᑦᓴᐃᓇᓚᐅᕐᓂᖏᓐᓂᒃ ᐆᒪᔪᖅᑕᐅᕙᑦᑐᐃᑦ ᖃᑦᑎᐅᓂᖏᓐᓂᒃ ᖃᐅᔨᓴᓂᖃᖅᑎᓪᓗᒍ. ᑕᒪᓇ ᒥᑦᓴᐅᓯᒪᑦᑎᐊᖅᑰᖅᑐᖅ ᐊᓯᔾᔨᐸᓪᓕᐊᓂᐅᓯᒪᔪᖅ ᐃᓄᒋᓪᓕᕐᓪᓕᐊᓯᒪᓂᖏᓐᓂᑦ ᓄᓇᖃᖅᑐᐃᑦ ᐅᑭᐅᓄᑦ ᑕᓪᓕᒪᓂᑦ ᖃᐅᔨᓴᓂᖃᖅᑎᓪᓗᒍ. ᐊᖕᒍᓇᓱᑦᑎᑦ ᖃᑦᑎᐅᓂᖏᑦ ᐊᑎᖃᖃᑕᐅᔪᐃᑦ ᑲᑕᓐᓂᖃᓚᐅᖅᑐᑦ 31ᓂᑦ 11ᓄᑦ ᑕᒪᑐᒪᓂ, ᑲᑕᓐᓂᖃᖅᑐᓂ 60% ᐅᖓᑖᓄᑦ.

6.2.7 Nunanit Iniktigutait Ukauhiit: Umingmaktok

Ihivgiuktit Atugutait:
Ihivgiufaakhimayuni ataani naunaiyakhimayut Kingaumut pulaakhimapluni nalunaiyakhimayuk ikitut umayukhiuktit titigaktauhimaitut Umayukhiukhimayut Ihivgiuktini.

Inugiagutait Umingmaktuumi mikhivaktut pitilugit Umayukhiukhimayut Ihivgiuktitlugit pipkaihimayuk mikiyunik amigaitjutainik umayukhiukataktunik titigakhimayut iniktilimat ihivgiuktut. Pikangituk umayukhiukatainaktunik titigakhimayuni. Ilaani umayukiukataktut ovalo umayukhiukataktut katitikhimayut ovalo umayukhiukhimayut naunaiyautait tamamik umayukhiuktit katitivlugit; pikangituk aviktukhimatjutikhainik atuktainik.

Ihivgiugutingit ovalo kiuyuitut ihumagiyait:
Kiuhimayut naunaiyautait nakuukpiaktut tamamik ukiuni kihimi kinguliit talimat tatkikhiutit ukiumi 5mi naunaiyautait katakhimayut ataanut 75%mit nunani havaktit havaktukhanik ayokhagutihimamata. Taiguaktut ihumagiyukhat atuligumik katitikhimayut katitigutaini hapkoa iniktigutaini talimat tatkikhiutini. Takukhauyut ikpatauyami 9 pikatainaktut kiuyuitut naunaiyautaini Umingmaktuumi pikangituk ovalo pilaaktaini atugutait kiuyuitut ihumagiyaini.

Kiuhimayut naunaiyautait angiyut ovalo kiuyuitut mikiyut ukiuni 1mit 4mut piyaami nni pihimayut naamaktumik uktugutini Nni umayukhiuktini. Taiguaktut ihumagyukhat atugumik katitikhimayut katitigutaini kinguani tatkikhiutini ihivgiuktuni (Januarymit Maymut 2001) pilaaktuni tamamik uktugutit ihuinaagutainik ovalo kiuyuitut ihimagiyainik angiliniakat kiuhimayut naunaiyautait katakpata.

Atugutingit ihumagiyait ovalo kiuhimayut ihuinaagutait:
Takuhimayut utiktitihimayuni ubluit ikpatauyani, amigaktut umayukhiukhimayut titigakhimayut katitikhimayut iluani pingahuni tatkikhiutini. Kihimi takiyut utiktitihimayut ubluit avataanut siksit tatkikhiutit pikatakhimayut kingulimi tatkikhiutini ihivgiuktuni. Hamna pihimayut nunani havaktiit havaktukhanik ayokhakhimagamik. Utiktitihimayut ihuinaagutait hapkoa piyuni pilaaktut.

Nunamut pulaakhimapluni Kitikmeonut ukiumi 2003 amigaktut umayukhiuktit Umingmaktuumit inuulikhimayut aalani nunani ovalo HTOkut nutkaumahimayut. Pilaimata ukakatigilugit katitikhimayunik. Taiguaktut nalungitukhat ikilikatainaktut umayukhiukhimayut naunaiyautini ihivguktitlugit. Hamna nakuuyuk aalangugutait ovalo ikililimata inugiagutait hamani nunami talimani ukiuni ihivgiuktitlugit . Amigaitjutait umayukhiuktit titigakhimayut katakhimayuk 31nit 11mut hamani ubluini, katakhimayut avataanut 60%nik.

6.3 Kivalliq/Pᑯᓐᓂᖅ

TABLE/ᓇᓗᓇᐃᔭᐅᑦ/NAUNAIKUTA 483

Monthly harvest estimates
ᑕᕿᑖᒪᑦ ᐊᖑᔭᓄᑦ ᓇᓚᐅᑦᓵᕈᑏᑦ
Tatkiktamat nahaktauvaktun

Year 1 (June 1996 - May 1997)
ᐊᒻᕐᒍ 1 (ᔫᓂ 1996 - ᒪᐃ 1997)
Ukiunga 1 (June 1996 - May 1997)

Month/ᑕᕿᖓ/Tatkia			JUN ᔫᓂ	JUL ᔪᓚᐃ	AUG ᐊᐅᒻᒍᑎ	SEP ᓱᑎᒻᐱᕆ	OCT ᐅᑦᑐᐱᕆ	NOV ᓄᕕᒻᐱᕆ	DEC ᑏᓯᒻᐱᕆ	JAN ᒨᓐᓄᐊᕆ	FEB ᕖᕝᕗᐊᕆ	MAR ᒪᑦᓯ	APR ᐃᑦᓇᓕ	MAY ᒪᐃ	Total ᑲᑎᑦᑐᒋᑦ Tamakiklugin ± 95% CI
Species	**ᐆᒪᔪᑦ**	**Umajuin**													
Caribou	ᑐᒃᑐᐃᑦ	Tuktut	88	112	140	604	572	365	171	179	216	258	608	310	3,623 ± 200
Musk-ox	ᐅᒥᒃᒪᐃᑦ	Umingmait							2						2 ± 1
Polar bear‡	ᓇᓄᐃᑦ‡	Nanuit‡					10	10		20					
Wolf	ᐊᒪᕈᐃᑦ	Amagut					1	1	6		2	44	56	10	120 ± 27
Arctic fox	ᑎᓇᒐᓐᓂᐊᑦ	Tigiganiat					7	451	258	125	75	178	79	38	1,211 ± 142
Coloured fox	ᖃᑯᓐᖏᑦᑐᑦ ᑎᓇᒐᓐᓂᐊᑦ	Kalaliit tigiganiat						3			1		1		5 ± 3
Wolverine	ᖃᕝᕕᑦ	Kalvik							1						1 ± 1
Lynx	ᐱᖕᑐᖕᓯᕐᖕ	Pamiuqtuuq							1						1 ± 1
Arctic hare	ᐅᑲᓖᑦ	Ukalik						8	1		3	1			13 ± 10
Seals (unspecified)	ᓯᖕᑯᓖᑦ	Natiit						2							2 ± 1
Ringed seal	ᓇᑦᓱᑦ	Natiinat	109	11	4	34	57	8			5	9	4	70	311 ± 63
Bearded seal	ᐅᒻᔪᐃᑦ	Ukyuk	8	3	1	7	7					1		3	30 ± 6
Harp seal	ᖃᐃᕈᓖᑦ	Qairulik		2											2 ± 2
Harbour seal	ᖃᓯᒋᐊᑦ	Qanigiaq		1											1 ± 1
Beluga	ᖃᑯᑦᑕᑦ ᕿᓚᓗᒐᑦ	Kilalugak	1	65	101	36									203 ± 51
Snow goose	ᑲᖑᐃᑦ	Kanguq	256											608	864 ± 361
Canada goose	ᓂᑦᓖᑦ ᐅᓗᐊᒍᓖᑦ	Nikliknik	570		2	9								151	732 ± 232
Ross's goose	ᖃᕐᑦᔪᐃᑦ	Kakat												2	2 ± 3
Brant goose	ᓂᑦᓕᑦᓇᐃᑦ	Nirlirnaq				2									2 ± 2
White-fronted goose	ᓂᑦᓖᑦ	Nirlivik												36	36 ± 38
Pintail	ᕐᒍᒻᒧᐊᔫᑦ	Arnaviaq	50												50 ± 44
Eider duck	ᒥᑏᑦ	Kingalik	41			4								4	49 ± 34
Tundra swan	ᕐᒍᔪᐃᑦ	Kukyuk			2										2 ± 2
Ptarmigan	ᐊᕿᒐᕆᑦ	Akilgik	32				67	11	24	14	5	26	17	10	206 ± 81
Goose eggs	ᑲᖑᐃᑦ ᒪᓐᓂᖏᑦ	Uluaguliit manniit	991											460	1,451 ± 611
Duck eggs	ᒥᑏᑦ ᒪᓐᓂᖏᑦ	Tinmiat manniit	421											3	424 ± 416
Arctic char	ᐃᑲᓗᒃᐲᑦ	Ikaliviit	960	1,038	283	286	188	394	23			12	10	76	3,270 ± 377
Lake trout	ᐃᓱᕋᐃᑦ	Ikalukpik	108	11	13	32	77	72	1	14	8	119	214	754	1,423 ± 206
Northern pike	ᓯᒻᒍᓖᑦ	Hiulik												2	2 ± 3
Arctic grayling	ᓱᓗᒃᐸᐅᒐᐃᑦ	Hulupaugaq	161	133	108	377	450					4	24	89	1,346 ± 427
Whitefish	ᑲᕕᓯᓕᒃ	Kapihiliit	2			53	624		4						683 ± 181
Burbot	ᑎᒃᑖᓕᒃ	Tiktaaliq								1			1		2 ± 1
Least cisco	ᒥᑭᓂᕐᓴᑦ ᑲᕕᓯᓖᑦ	Eetuuk			1										1 ± 1
Cod	ᐆᒐᐃᑦ	Ugak	2												2 ± 3
Sculpin	ᑲᓇᔪᐃᑦ	Kanayuk	2												2 ± 3

‡ Polar bear data supplied by DSD.

‡ ᓇᓄᕐᓄᑦ ᑎᑎᕋᑦᑕᒪᔪᑦ ᑐᓂᒃᖏᑦ ᐅᑯᐊ ᐃᑯᐱᕐᕕᓕᕆᔨᑦ.

‡ Nanuin nahagaumajut pijauhimajut Ikupiktulikijinik.

6.3.1

TABLE/ᓇᓗᓇᐃᔭᐅᑦ/NAUNAIKUTA 484

Monthly hunter response — **Year 1 (June 1996 - May 1997)**

ᑕᕿᑖᒪᑦ ᐊᖑᓇᓱᒃᑏᑦ ᑭᐅᓂᖏᑦ — **ᐊᒻᕐᒍ 1 (ᔪᓂ 1996 - ᒪᐃ 1997)**

Tatkiktaman pijauhimajut angunahuktinun — **Ukiunga 1 (June 1996 - May 1997)**

Month/ᑕᕿᖓ/Tatkia			JUN ᔪᓂ	JUL ᔪᓚᐃ	AUG ᐊᐅᒻᒍᑎ	SEP ᓱᑎᒻᐱᓇ	OCT ᐅᑦᑐᐱᓇ	NOV ᓄᓇᒻᐱᓇ	DEC ᑏᓯᒻᐱᓇ	JAN ᒎᓐᓄᐊᓇ	FEB ᓈᕝᕗᐊᓇ	MAR ᒪᕐᓯ	APR ᐃᕐᓇᓕ	MAY ᒪᐃ	Total ᑲᑎᑦᑐᑦ Tamakiklugin
Hunter Response Categories	ᐊᖑᓇᓱᒃᑏᑦ ᑭᐅᓂᖏᑦ ᐋᒻᒍᕐᓯᒪᓂᖏᑦ	**Angunahukpaktun Kiujait**													
Monthly hunter list	ᑕᕿᑖᒪᑦ ᐊᖑᓇᓱᒃᑏᑦ	Tatkitaman angunahuktut titigait	364	364	362	360	361	360	361	366	365	368	371	370	379*
Interview list	ᐊᐱᕐᓱᕐᖓᑦ	Apikiktan	236	236	235	234	234	233	233	234	233	232	233	233	239*
Hunters interviewed	ᐊᖑᓇᓱᒃᑏᑦ ᐊᐱᕐᓱᕐᑕᑦ	Angunahuktin apikhuktan	206	218	219	229	225	221	211	215	217	204	207	194	237*
Harvested	ᐊᖑᓇᓱᒃᑐᒥᓃᑦ	Angujaujut	90	86	65	92	87	83	49	45	42	63	92	110	181*
Response rate (%)	ᑭᐅᔪᑦ ᖃᑦᓯᐅᓂᖏᑦ (%)	Kiujut (%)	87	92	93	98	96	95	91	92	93	88	89	83	91**

* Hunters registered/on interview list/interviewed/harvested at least once during the year.
** Mean monthly response rate.

* ᐊᖑᓇᓱᒃᑏᑦ ᐊᑎᓕᐅᕐᓯᒪᔪᑦ/ᐊᐱᕐᓱᕐᖓᓃᑦᑐᑦ/ᐊᐱᕐᓱᑦᑕᑦ/ᐊᖑᓇᓱᒃᑐᒥᓃᑦ ᐊᑕᐅᓯᐊᕐᓗᖅ ᐊᑦᑐᑎᒃ ᐊᒻᕐᒍᒥ.
** ᐊᔾᔨᒌᓕᕐᑎᓯᒪᔪᑦ ᑕᕿᑖᒪᑦ ᑭᐅᔪᑦ.

* Angunahuktin atiliukhimajut/apikhiktaujukhat/apikhiktaunikut/anguhimajut talvani ukiumi.
** Talvani angunahuknami kiujutaumajut.

TABLE/ᓇᓗᓇᐃᔭᐅᑦ/NAUNAIKUTA 485

Recall period between harvest and interview, expressed as % of total harvest records — **Year 1 (June 1996 - May 1997)**

ᐅᑎᕐᕕᐅᔪᑦ ᐊᑯᕐᖓᓂ ᐊᖑᓇᓱᒃᓂᖓᑕ ᐊᒻᒪᓗ ᐊᐱᕐᓱᕐᑕᐅᓂᖓᑕ, ᓇᓗᓇᐃᕐᑕᑦ ᐃᒫᒃ % ᑲᑎᑦᑐᑦ ᐊᖑᓇᓱᒃᑕᑦ ᑎᑎᕐᕐᑕᐅᒪᔪᑦ — **ᐊᒻᕐᒍ 1 (ᔪᓂ 1996 - ᒪᐃ 1997)**

Itkaumajaujut angunahuktunun apihijauvaktunutlu, kanuk amigaitiginit tamakiklugin angujauhimajut — **Ukiunga 1 (June 1996 - May 1997)**

Month/ᑕᕿᖓ/Tatkia			JUN ᔪᓂ	JUL ᔪᓚᐃ	AUG ᐊᐅᒻᒍᑎ	SEP ᓱᑎᒻᐱᓇ	OCT ᐅᑦᑐᐱᓇ	NOV ᓄᓇᒻᐱᓇ	DEC ᑏᓯᒻᐱᓇ	JAN ᒎᓐᓄᐊᓇ	FEB ᓈᕝᕗᐊᓇ	MAR ᒪᕐᓯ	APR ᐃᕐᓇᓕ	MAY ᒪᐃ	Total ᑲᑎᑦᑐᑦ Tamakiklugin
Recall Period	ᐅᑎᕐᕕᐅᔪᑦ	**Pigiakvia**													
≤ 3 months	≤ 3 ᑕᕿᑦ	≤ tatkin pingahut	83	100	100	100	100	100	98	100	100	100	100	100	99
4-6 months	4-6 ᑕᕿᑦ	tatkin hitaman 6nut	0	0	0	0	0	0	0	0	0	0	0	0	0
> 6 months	> 6 ᑕᕿᑦ	> 6 tatkin	17	0	0	0	0	0	2	0	0	0	0	0	1

TABLE/ᓇᓗᓇᐃᔭᐅᑦ/NAUNAIKUTA 486

Number of hunters harvesting each species — **Year 1 (June 1996 - May 1997)**

ᖃᑦᓯᐅᓂᖏᑦ ᐊᖑᓇᓱᒃᑏᑦ ᐊᖑᓇᓱᒃᐸᑦᑐᑦ ᐊᑐᓂᒃ ᐆᒪᔪᕐᓂᒃ — **ᐊᒡᕐᒍ 1 (ᔫᓂ 1996 - ᒪᐃ 1997)**

Amigaitiginigin angunahukpaktun anguvaktaitlu kanugitugiagin — **Ukiunga 1 (June 1996 - May 1997)**

Month/ᑕᕝᕙᖓ/Tatkia			JUN ᔫᓂ	JUL ᔪᓚᐃ	AUG ᐊᐅᒡᒍᑎ	SEP ᓱᑎᒡᐱᓇ	OCT ᐅᑦᑐᐱᓇ	NOV ᓄᓇᒡᐱᓇ	DEC ᑏᓯᒡᐱᓇ	JAN ᒎᓐᓄᐊᓇ	FEB ᓈᕝᕗᐊᓇ	MAR ᒪᑦᓯ	APR ᐃᑦᓇᓕ	MAY ᒪᐃ	Total ᑲᑎᑦᑐᑦ Tamakiklugin
Species	**ᐆᒪᔪᑦ**	**Umajuin**													
Caribou	ᑐᒃᑐᐃᑦ	Tuktut	31	47	46	85	81	71	31	32	30	47	79	44	139
Musk-ox	ᐅᒥᒃᒪᐃᑦ	Umingmait							2						2
Polar bear#	ᓇᓄᐃᑦ#	Nanuit#	n/d	n/d	n/d	n/d	n/d	n/d	n/d	n/d	n/d	n/d	n/d	n/d	n/d
Wolf	ᐊᒪᕈᐃᑦ	Amagut					1	1	3		1	7	18	3	24
Arctic fox	ᑎᓇᒐᓐᓂᐊᑦ	Tigiganiat					1	35	34	24	14	16	10	1	57
Coloured fox	ᖃᑯᖕᖏᑦᑐᑦ ᑎᓇᒐᓐᓂᐊᑦ	Kalaliit tigiganiat						2			1		1		4
Wolverine	ᖃᑉᕕᑦ	Kalvik							1						1
Lynx	ᐱᖕᑐᖕᓯᕐᖕ	Pamiuqtuuq							1						1
Arctic hare	ᐅᑲᓖᑦ	Ukalik						2	1		2	1			6
Seals (unspecified)	ᓯᖕᑯᓖᑦ	Natiit						1							1
Ringed seal	ᓇᑦᓱᑦ	Natiinat	15	5	1	7	14	2			2	3	3	16	37
Bearded seal	ᐅᒡᔪᐃᑦ	Ukyuk	3	2	1	4	6					1		2	14
Harp seal	ᖃᐃᕈᓖᑦ	Qairulik		1											1
Harbour seal	ᖃᓯᒋᐊᑦ	Qanigiaq		1											1
Beluga	ᖃᑯᑦᑕᑦ ᕿᓚᓗᒐᑦ	Kilalugak	1	22	23	8									39
Snow goose	ᑲᖑᐃᑦ	Kanguq	7											29	35
Canada goose	ᓂᑦᓖᑦ ᐅᓗᐊᒍᓖᑦ	Nikliknik	20		1	2								23	39
Ross's goose	ᖃᕐᑦᔪᐃᑦ	Kakat												1	1
Brant goose	ᓂᑦᓕᑦᓇᐃᑦ	Nirlirnaq				1									1
White-fronted goose	ᓂᑦᓖᑦ	Nirlivik												4	4
Pintail	ᕐᒍᒻᒪᐊᔫᑦ	Arnaviaq	1												1
Eider duck	ᒥᑏᑦ	Kingalik	2			1								2	4
Tundra swan	ᕐᒍᒃᔪᐃᑦ	Kukyuk			1										1
Ptarmigan	ᐊᕿᒐᑦ	Akilgik	2				2	2	3	2	1	4	4	2	12
Goose eggs	ᑲᖑᐃᑦ ᒪᓐᓂᖏᑦ	Uluaguliit manniit	12											4	16
Duck eggs	ᒥᑏᑦ ᒪᓐᓂᖏᑦ	Tinmiat manniit	4											1	5
Arctic char	ᐃᑲᓗᒃᐲᑦ	Ikaliviit	52	65	23	16	7	8	2			1	4	9	100
Lake trout	ᐃᓱᕋᐃᑦ	Ikalukpik	12	3	2	5	8	10	1	3	2	14	24	62	90
Northern pike	ᓯᒡᒍᓖᑦ	Hiulik												1	1
Arctic grayling	ᓗᓗᒃᐸᐅᒐᐃᑦ	Hulupaugaq	2	6	3	4	11					1	1	6	26
Whitefish	ᑲᕕᓯᓕᒃ	Kapihiliit	1			5	11		1						15
Burbot	ᑎᒃᑖᓕᒃ	Tiktaaliq								1			1		2
Least cisco	ᒥᑭᓂᕐᓴᑦ ᑲᕕᓯᓖᑦ	Eetuuk			1										1
Cod	ᐆᒐᐃᑦ	Ugak	1												1
Sculpin	ᑲᓇᔪᐃᑦ	Kanayuk	1												1

‡‡ No data are available corresponding to the harvest numbers shown in the harvest estimates table which were provided by DSD.

‡‡ ᑎᑎᕋᓯᒪᔪᓂᒃ ᐱᑕᖃᖕᖏᑦᑐᖕ ᐱᒃᔪᑎᓕᖕᓂᒃ ᐊᖑᔭᑦ ᖃᑦᓯᐅᓂᖏᖕᓄᑦ ᐊᓚᒃᑲᐅᒪᔪᓄᑦ ᐊᖑᔭᓄᑦ ᓇᓚᐅᑦᓴᕈᑎᓂ ᑐᓂᔭᖏᖕᓂ ᐃᑯᐱᕐᕕᓕᓇᕆᑦ.

‡‡ Nahagauhimaitut titigakhimajunik pitman kanuk angujaukatakhimajunik kanukitunit pijaumajut ikupiktulikijinik.

6.3.1

TABLE/ᓇᓗᓇᐃᔭᐅᑦ/NAUNAIKUTA 487

Monthly harvest estimates
ᑕᕿᑕᒫᑦ ᐊᖑᔭᓄᑦ ᓇᓚᐅᑦᓵᕈᑏᑦ
Tatkiktamat nahaktauvaktun

Year 2 (June 1997 - May 1998)
ᐊᒻᕐᒍ 2 (ᔫᓂ 1997 - ᒪᐃ 1998)
Ukiunga 2 (June 1997 - May 1998)

Month/ᑕᕿᖓ/Tatkia			JUN ᔫᓂ	JUL ᔪᓚᐃ	AUG ᐊᐅᒻᒍᑎ	SEP ᓱᑎᒻᐱᓇ	OCT ᐅᑦᑐᐱᓇ	NOV ᓄᓇᒻᐱᓇ	DEC ᑏᓯᒻᐱᓇ	JAN ᒣᓐᓄᐊᓇ	FEB ᓈᕝᕗᐊᓇ	MAR ᒫᔪ	APR ᐃᑦᓇᓕ	MAY ᒪᐃ	Total ᑲᑎᑦᑐᒋᑦ Tamakiklugin ± 95% CI
Species	**ᐆᒪᔪᑦ**	**Umajuin**													
Caribou	ᑐᒃᑐᐃᑦ	Tuktut	131	306	313	765	636	254	145	137	225	421	392	311	4,036 ± 376
Musk-ox	ᐅᒥᒃᒪᐃᑦ	Umingmait									3				3 ± 5
Moose	ᑐᒃᑐᕙᐃᑦ	Tuktuvait											4	3	7 ± 8
Polar bear‡	ᓇᓄᐃᑦ‡	Nanuit‡					3	14		17					
Tundra grizzly	ᐊᒃᓚᐃᑦ	Akhait											1	1	2 ± 1
Black bear	ᕿᓐᓂᕐᑦ ᐊᒃᓚᐃᑦ	Kiniktut akhait				3									3 ± 5
Wolf	ᐊᒪᕆᐃᑦ	Amagut							25	1	32	212	120		390 ± 153
Arctic fox	ᑎᓇᒐᓐᓂᐊᑦ	Tigiganiat					4	892	367	135	72	88	24		1,582 ± 308
Coloured fox	ᖃᑯᓐᖏᑦᑐᑦ ᑎᓇᒐᓐᓂᐊᑦ	Kalaliit tigiganiat						1		2		1	4		8 ± 4
Wolverine	ᖃᕝᕕᑦ	Kalvik										2	4		6 ± 5
Arctic hare	ᐅᑲᓖᑦ	Ukalik				4	3			1		3		1	12 ± 8
Ringed seal	ᓇᕐᓱᑦ	Natiinat	68	16	11	5	108			20	8	5	13	69	323 ± 82
Bearded seal	ᐅᒻᔪᐃᑦ	Ukyuk	7	7	4	5	35					1	9	5	73 ± 23
Harbour seal	ᖃᓯᒋᐊᑦ	Qanigiaq			10										10 ± 17
Walrus	ᐊᐃᕕᑦ	Akvik	4												4 ± 5
Beluga	ᖃᑯᑦᑕᑦ ᕿᓚᓗᒐᑦ	Kilalugak	6	148	221	1									376 ± 157
Geese (unspecified)	ᓂᕐᓖᑦ	Kanguk												36	36 ± 18
Snow goose	ᑲᖑᐃᑦ	Kanguq	1,007											1,153	2,160 ± 849
Canada goose	ᓂᕐᓖᑦ ᐅᓗᐊᒍᓐᓖᑦ	Nikliknik	27										3	1,081	1,111 ± 454
Ross's goose	ᖃᕋᕐᔪᐃᑦ	Kakat	12											33	45 ± 49
White-fronted goose	ᓂᕐᓖᑦ	Nirlivik	18											64	82 ± 39
Ptarmigan	ᐊᕿᒻᒋᑦ	Akilgik				56		39	101	30	54	73	96	16	465 ± 171
Goose eggs	ᑲᖑᐃᑦ ᒪᓐᓂᖏᑦ	Uluaguliit manniit	2,311											2,519	4,830 ± 2,573
Arctic char	ᐃᖃᓗᒃᐱᑦ	Ikaliviit	879	989	1,686	184	170	241	152					107	4,408 ± 1,330
Lake trout	ᐃᓱᕋᐃᑦ	Ikalukpik	181	42	100	209	94	311	106		14	180	330	329	1,896 ± 457
Northern pike	ᓯᒻᒍᓖᑦ	Hiulik				4	3							1	8 ± 4
Arctic grayling	ᓚᓗᒃᐸᐅᒐᐃᑦ	Hulupaugaq		400	13	221								6	640 ± 350
Whitefish	ᑲᐱᓯᓖᑦ	Kapihiliit			29	54	164	78	70					2	397 ± 147
Burbot	ᑎᒃᑖᓖᑦ	Tiktaaliq					14	1	6			1			22 ± 15
Cod	ᐆᒐᐃᑦ	Ugak												1	1 ± 1

‡ Polar bear data supplied by DSD.

‡ ᓇᓄᑦᓄᑦ ᑎᑎᕋᑦᑕᐅᒪᔪᑦ ᑐᓂᔭᖏᑦ ᐅᑯᐊ ᐃᑯᐱᕐᕕᓕᓇᓱᑦ.

‡ Nanuin nahagaumajut pijauhimajut Ikupiktulikijinik.

TABLE/ᓇᓗᓇᐃᔭᐅᑦ/NAUNAIKUTA 488

Monthly hunter response — **Year 2 (June 1997 - May 1998)**

ᑕᕿᑖᒪᑦ ᐊᖑᓇᓱᒃᑏᑦ ᑭᐅᓂᖏᑦ — **ᐊᒻᕐᒍ 2 (ᔫᓂ 1997 - ᒪᐃ 1998)**

Tatkiktaman pijauhimajut angunahuktinun — **Ukiunga 2 (June 1997 - May 1998)**

Month/ᑕᕿᖓ/Tatkia			JUN ᔫᓂ	JUL ᔪᓚᐃ	AUG ᐊᐅᒻᒍᑎ	SEP ᓱᑎᒻᐱᓇ	OCT ᐅᑦᑐᐱᓇ	NOV ᓄᓇᒻᐱᓇ	DEC ᑏᓱᒻᐱᓇ	JAN ᒎᓐᓄᐊᓇ	FEB ᓈᕝᕗᐊᓇ	MAR ᒫᔪ	APR ᐃᔪᓂᓕ	MAY ᒪᐃ	Total ᑲᑎᑦᑐᒋᑦ Tamakiklugin
Hunter Response Categories	**ᐊᖑᓇᓱᒃᑏᑦ ᑭᐅᓂᖏᑦ ᐊᒻᒍᔪᒪᓂᖏᑦ**	**Angunahukpaktun Kiujait**													
Monthly hunter list	ᑕᕿᑖᒪᑦ ᐊᖑᓇᓱᒃᑏᑦ	Tatkitaman angunahuktut titigait	367	369	372	371	370	370	370	366	373	374	371	370	380*
Interview list	ᐊᐱᕐᓱᕋᓐᓴᑦ	Apikiktan	170	172	175	174	173	173	173	173	173	174	172	171	178*
Hunters interviewed	ᐊᖑᓇᓱᒃᑏᑦ ᐊᐱᕐᓱᕐᑕᑦ	Angunahuktin apikhuktan	148	126	145	151	145	146	154	164	160	153	153	151	172*
Harvested	ᐊᖑᓇᓱᒃᑐᒥᓃᑦ	Angujaujut	62	67	76	71	65	53	38	33	37	61	65	97	143*
Response rate (%)	ᑭᐅᔪᑦ ᖃᕐᓯᐅᓂᖏᑦ (%)	Kiujut (%)	87	73	83	87	84	84	89	95	92	88	89	88	87**

* Hunters registered/on interview list/interviewed/harvested at least once during the year.
** Mean monthly response rate.

* ᐊᖑᓇᓱᒃᑏᑦ ᐊᑎᓕᐅᕐᓯᒪᔪᑦ/ᐊᐱᕐᓱᕋᓐᓴᑦᑐᑦ/ᐊᐱᕐᓱᑦᑕᕐ/ᐊᖑᓇᓱᒃᑐᒥᓃᑦ ᐊᑕᐅᓯᐊᕐᓗ% ᐊᑐᑎᒃ ᐊᒻᕐᒍᒥ.
** ᐊᔾᔨᒌᓕᑎᓯᒪᔪᑦ ᑕᕿᑖᒪᑦ ᑭᐅᔪᑦ.

* Angunahuktin atiliukhimajut/apikhiktaujukhat/apikhiktaunikut/anguhimajut talvani ukiumi.
** Talvani angunahuknami kiujutaumajut.

TABLE/ᓇᓗᓇᐃᔭᐅᑦ/NAUNAIKUTA 489

Recall period between harvest and interview, expressed as % of total harvest records — **Year 2 (June 1997 - May 1998)**

ᐅᑎᕐᕕᐅᔪᑦ ᐊᑯᕐᖓᓂ ᐊᖑᓇᓱᒃᓂᖓᑕ ᐊᒻᒪᓗ ᐊᐱᕐᓱᕐᑕᐅᓂᖓᑕ, ᓇᓗᓇᐃᕐᑕᑦ ᐃᒫᒃ % ᑲᑎᑦᑐᒋᑦ ᐊᖑᓇᓱᒃᑕᑦ ᑎᑎᕋᕐᑕᐅᒪᔪᑦ — **ᐊᒻᕐᒍ 2 (ᔫᓂ 1997 - ᒪᐃ 1998)**

Itkaumajaujut angunahuktunun apihijauvaktunutlu, kanuk amigaitiginit tamakiklugin angujauhimajut — **Ukiunga 2 (June 1997 - May 1998)**

Month/ᑕᕿᖓ/Tatkia			JUN ᔫᓂ	JUL ᔪᓚᐃ	AUG ᐊᐅᒻᒍᑎ	SEP ᓱᑎᒻᐱᓇ	OCT ᐅᑦᑐᐱᓇ	NOV ᓄᓇᒻᐱᓇ	DEC ᑏᓱᒻᐱᓇ	JAN ᒎᓐᓄᐊᓇ	FEB ᓈᕝᕗᐊᓇ	MAR ᒫᔪ	APR ᐃᔪᓂᓕ	MAY ᒪᐃ	Total ᑲᑎᑦᑐᒋᑦ Tamakiklugin
Recall Period	**ᐅᑎᕐᕕᐅᔪᑦ**	**Pigiakvia**													
≤ 3 months	≤ 3 ᑕᕿᑦ	≤ tatkin pingahut	99	100	97	99	97	100	100	100	100	94	99	100	99
4-6 months	4-6 ᑕᕿᑦ	tatkin hitaman 6nut	1	0	3	1	3	0	0	0	0	6	1	0	1
> 6 months	> 6 ᑕᕿᑦ	> 6 tatkin	0	0	0	0	0	0	0	0	0	0	0	0	0

6.3.1

TABLE/ᓇᓗᓇᐃᔭᐅᑦ/NAUNAIKUTA 490

Number of hunters harvesting each species — **Year 2 (June 1997 - May 1998)**

ᖃᑦᓯᐅᓂᖏᑦ ᐊᖑᓇᓱᒃᑏᑦ ᐊᖑᓇᓱᒃᐸᑦᑐᑦ ᐊᑐᓂᒃ ᐆᒪᔪᕐᓂᒃ — **ᐊᒻᕌᒍ 2 (ᔫᓂ 1997 - ᒪᐃ 1998)**

Amigaitiginigin angunahukpaktun anguvaktaitlu kanugitugiagin — **Ukiunga 2 (June 1997 - May 1998)**

Month/ᑕᕝᕙᖓ/Tatkia			JUN ᔫᓂ	JUL ᔪᓚᐃ	AUG ᐊᐅᒻᒍᑎ	SEP ᓱᑎᒻᐱᓇ	OCT ᐅᑦᑐᐱᓇ	NOV ᓄᕕᒻᐱᓇ	DEC ᑏᓯᒻᐱᓇ	JAN ᒎᓐᓄᐊᓇ	FEB ᕖᕝᕗᐊᓇ	MAR ᒪᑦᓯ	APR ᐃᑦᓇᓕ	MAY ᒪᐃ	Total ᑲᑎᑦᑐᑦ Tamakiklugin
Species	**ᐆᒪᔪᑦ**	**Umajuin**													
Caribou	ᑐᒃᑐᐃᑦ	Tuktut	31	46	54	69	57	21	21	23	26	55	49	41	117
Musk-ox	ᐅᒥᒃᒪᐃᑦ	Umingmait									1				1
Moose	ᑐᒃᑐᕙᐃᑦ	Tuktuvait											2	1	2
Polar bear#	ᓇᓄᐃᑦ#	Nanuit#	n/d	n/d	n/d	n/d	n/d	n/d	n/d	n/d	n/d	n/d	n/d	n/d	n/d
Tundra grizzly	ᐊᒃᓚᐃᑦ	Akhait											1	1	1
Black bear	ᕿᓐᓂᕐᑦ ᐊᒃᓚᐃᑦ	Kiniktut akhait				1									1
Wolf	ᐊᒪᕗᐃᑦ	Amagut							3	1	3	18	12		25
Arctic fox	ᑎᓇᒐᓐᓂᐊᑦ	Tigiganiat					2	36	22	15	11	8	4		52
Coloured fox	ᖃᑯᓐᖏᑦᑐᑦ ᑎᓇᒐᓐᓂᐊᑦ	Kalaliit tigiganiat						1		2		1	1		4
Wolverine	ᖃᕐᕕᑦ	Kalvik										2	2		4
Arctic hare	ᐅᑲᓖᑦ	Ukalik				2	1			1		1		1	5
Ringed seal	ᓇᕐᓱᑦ	Natiinat	13	4	5	3	11			4	3	3	6	14	38
Bearded seal	ᐅᒻᔪᐃᑦ	Ukyuk	3	2	3	1	9					1	4	2	19
Harbour seal	ᖃᓯᒋᐊᑦ	Qanigiaq			1										1
Walrus	ᐊᐃᕕᑦ	Akvik	2												2
Beluga	ᖃᑯᕐᑦ ᕿᓚᓗᒐᑦ	Kilalugak	1	21	34	1									47
Geese (unspecified)	ᓂᕐᓖᑦ	Kanguk												2	2
Snow goose	ᑲᖑᐃᑦ	Kanguq	10											36	40
Canada goose	ᓂᕐᓖᑦ ᐅᓗᐊᒍᓐᓖᑦ	Nikliknik	3										1	42	44
Ross's goose	ᖃᕋᕐᔪᐃᑦ	Kakat	1											3	4
White-fronted goose	ᓂᕐᓖᑦ	Nirlivik	1											8	9
Ptarmigan	ᐊᕿᒻᒋᑦ	Akilgik				4		3	4	2	3	5	6	2	18
Goose eggs	ᑲᖑᐃᑦ ᒪᓐᓂᖏᑦ	Uluaguliit manniit	8											12	20
Arctic char	ᐃᖃᓗᒃᐱᑦ	Ikaliviit	32	33	36	11	7	6	1					4	77
Lake trout	ᐃᓱᕋᐃᑦ	Ikalukpik	11	5	7	6	11	10	6		3	9	25	35	65
Northern pike	ᓱᒻᒍᓖᑦ	Hiulik				1	1							1	3
Arctic grayling	ᓗᓗᒃᐸᐅᒐᐃᑦ	Hulupaugaq		5	2	7								2	13
Whitefish	ᑲᕕᓯᓖᑦ	Kapihiliit			1	3	5	1	2					1	9
Burbot	ᑎᒃᑖᓖᑦ	Tiktaaliq					2	1	1			1			5
Cod	ᐆᒐᐃᑦ	Ugak												1	1

‡‡ No data are available corresponding to the harvest numbers shown in the harvest estimates table which were provided by DSD.

‡‡ ᑎᑎᕋᓯᒪᔪᓂᒃ ᐱᑕᖃᖏᑦᑐᖅ ᐱᔾᔪᑎᓕᓐᓂᒃ ᐊᖑᔭᑦ ᖃᑦᓯᐅᓂᖏᓐᓄᑦ ᐊᓚᒃᑲᐅᒪᔪᓄᑦ ᐊᖑᔭᓄᑦ ᓇᓚᐅᕐᓱᑎᓂ ᑐᓂᒃᖏᓐᓂ ᐃᑯᐱᕐᕕᓕᓇᔫᑦ.

‡‡ Nahagauhimaitut titigakhimajunik pitman kanuk angujaukatakhimajunik kanukitunit pijaumajut ikupiktulikijinik.

TABLE/ᓇᓗᓇᐃᔭᐅᑦ/NAUNAIKUTA 491

Monthly harvest estimates
ᑕᕿᑕᒫᑦ ᐊᖑᔭᓄᑦ ᓇᓚᐅᑦᓵᕈᑏᑦ
Tatkiktamat nahaktauvaktun

Year 3 (June 1998 - May 1999)
ᐊᒻᕿᒍ 3 (ᔫᓂ 1998 - ᒪᐃ 1999)
Ukiunga 3 (June 1998 - May 1999)

Month/ᑕᕿᖓ/Tatkia			JUN ᔫᓂ	JUL ᔪᓚᐃ	AUG ᐊᐅᒻᒍᑎ	SEP ᓱᑎᒻᐱᓇ	OCT ᐅᑦᑐᐱᓇ	NOV ᓄᕕᒻᐱᓇ	DEC ᑏᑭᒻᐱᓇ	JAN ᒎᓐᓄᐊᓇ	FEB ᕕᕝᕗᐊᓇ	MAR ᒪᕐᔪ	APR ᐃᑦᓇᓕ	MAY ᒪᐃ	Total ᑲᑎᑦᑐᒋᑦ Tamakiklugin ± 95% CI
Species	**ᐆᒪᔪᑦ**	**Umajuin**													
Caribou	ᑐᒃᑐᐃᑦ	Tuktut	159	320	185	690	355	44	60	337	225	248	663	180	3,466 ± 342
Musk-ox	ᐅᒥᒃᒪᐃᑦ	Umingmait							2						2 ± 1
Polar bear‡	ᓇᓄᐃᑦ‡	Nanuit‡						1437							
Black bear	ᕿᓐᓂᕐᒋᑦ ᐊᒃᓚᐃᑦ	Kiniktut akhait											1		1 ± 1
Wolf	ᐊᒪᕈᐃᑦ	Amagut					1		2		1	165	237		406 ± 199
Arctic fox	ᑎᓇᒪᓐᓂᐊᑦ	Tigiganiat						248	205	79	36	29	5		602 ± 114
Wolverine	ᖃᕝᕕᑦ	Kalvik										10	14		24 ± 15
Arctic hare	ᐅᑲᓖᑦ	Ukalik					3								3 ± 2
Ringed seal	ᓇᑦᓱᑦ	Natiinat	29	12	41	36	159	87	1	3	8	5	3	17	401 ± 88
Bearded seal	ᐅᒻᔪᐃᑦ	Ukyuk	13	1	23	24	24	2							87 ± 22
Harp seal	ᖃᐃᕈᓖᑦ	Qairulik			1										1 ± 1
Beluga	ᖃᑯᑦᑕᑦ ᕿᓚᓗᒐᑦ	Kilalugak		38	53	46									137 ± 46
Snow goose	ᑲᖑᐃᑦ	Kanguq	186											1,014	1,200 ± 473
Canada goose	ᓂᕐᓖᑦ ᐅᓗᐊᒍᓖᑦ	Nikliknik	26		3									439	468 ± 313
Ross's goose	ᖃᕋᕐᔪᐃᑦ	Kakat												12	12 ± 12
Eider duck	ᒥᑏᑦ	Kingalik										6			6 ± 5
Ptarmigan	ᐊᕿᒻᕝᑦ	Akilgik				37	32	21	15		55	3	4		167 ± 96
Goose eggs	ᑲᖑᐃᑦ ᒪᓐᓂᖏᑦ	Uluaguliit manniit	185											2,746	2,931 ± 1,570
Arctic char	ᐃᖃᓗᒃᐱᑦ	Ikaliviit	1,153	1,210	394	99	186	1,215	55					21	4,333 ± 1,639
Lake trout	ᐃᓱᕋᐃᑦ	Ikalukpik	95	26	10	384	166	187	52	11	86	181	204	264	1,666 ± 371
Northern pike	ᓱᒻᒍᓖᑦ	Hiulik					10	3							13 ± 8
Arctic grayling	ᓗᓗᒃᐸᐅᒐᐃᑦ	Hulupaugaq	48	17	139	45	339	140					10	13	751 ± 312
Whitefish	ᑲᕕᓱᓖᑦ	Kapihiliit				101	21	42	38		9				211 ± 94
Cod	ᐆᒐᐃᑦ	Ugak												651	651 ± 239
Sculpin	ᑲᓇᔪᐃᑦ	Kanayuk												72	72 ± 47

‡ Polar bear data supplied by DSD.

‡ ᓇᓄᕐᓄᑦ ᑎᑎᕋᑦᑕᒪᔪᑦ ᑐᓂᔭᖏᑦ ᐅᑯᐊ ᐃᑯᐱᕐᕕᓕᕆᔨᑦ.

‡ Nanuin nahagaumajut pijauhimajut Ikupiktulikijinik.

6.3.1

TABLE/ᓇᓗᓇᐃᔭᐅᑦ/NAUNAIKUTA 492

Monthly hunter response — **Year 3 (June 1998 - May 1999)**

ᑕᕿᑖᒪᑦ ᐊᖑᓇᓱᒃᑏᑦ ᑭᐅᓂᖏᑦ — **ᐊᒻᕐᒍ 3 (ᔪᓂ 1998 - ᒪᐃ 1999)**

Tatkiktaman pijauhimajut angunahuktinun — **Ukiunga 3 (June 1998 - May 1999)**

Month/ᑕᕿᖓ/Tatkia			JUN ᔪᓂ	JUL ᔪᓚᐃ	AUG ᐊᐅᒻᒍᑎ	SEP ᓱᑎᒻᐱᓇ	OCT ᐅᑦᑐᐱᓇ	NOV ᓄᓇᒻᐱᓇ	DEC ᑏᓯᒻᐱᓇ	JAN ᔫᓐᓄᐊᓇ	FEB ᓈᕝᕗᐊᓇ	MAR ᒪᕐᓯ	APR ᐃᕐᓇᓕ	MAY ᒪᐃ	Total ᑲᑎᑦᑐᑦ Tamakiklugin
Hunter Response Categories	**ᐊᖑᓇᓱᒃᑏᑦ ᑭᐅᓂᖏᑦ ᐋᒻᒍᕐᓯᒪᓂᖏᑦ**	**Angunahukpaktun Kiujait**													
Monthly hunter list	ᑕᕿᑖᒪᑦ ᐊᖑᓇᓱᒃᑏᑦ	Tatkitaman angunahuktut titigait	373	377	377	378	378	377	377	378	378	379	381	382	387*
Interview list	ᐊᐱᕐᓱᕐᖓᑦ	Apikiktan	174	177	177	178	178	178	178	179	178	179	180	181	183*
Hunters interviewed	ᐊᖑᓇᓱᒃᑏᑦ ᐊᐱᕐᓱᕐᑕᑦ	Angunahuktin apikhuktan	146	157	149	153	163	162	170	170	165	154	148	152	174*
Harvested	ᐊᖑᓇᓱᒃᑐᒥᓃᑦ	Angujaujut	57	68	46	73	54	41	23	30	35	48	67	76	131*
Response rate (%)	ᑭᐅᔪᑦ ᖃᕐᓯᐅᓂᖏᑦ (%)	Kiujut (%)	84	89	84	86	92	91	96	95	93	86	82	84	88**

* Hunters registered/on interview list/interviewed/harvested at least once during the year.
** Mean monthly response rate.

* ᐊᖑᓇᓱᒃᑏᑦ ᐊᑎᓕᐅᕐᓯᒪᔪᑦ/ᐊᐱᕐᓱᕐᖓᓃᑦᑐᑦ/ᐊᐱᕐᓱᑦᑕᑦ/ᐊᖑᓇᓱᒃᑐᒥᓃᑦ ᐊᑕᐅᓯᐊᕐᓗᖅ ᐊᑦᑐᑎᒃ ᐊᒻᕐᒍᒥ.
** ᐋᔅᔫᓕᑎᓯᒪᔪᑦ ᑕᕿᑖᒪᑦ ᑭᐅᔪᑦ.

* Angunahuktin atiliukhimajut/apikhiktaujukhat/apikhiktaunikut/anguhimajut talvani ukiumi.
** Talvani angunahuknami kiujutaumajut.

TABLE/ᓇᓗᓇᐃᔭᐅᑦ/NAUNAIKUTA 493

Recall period between harvest and interview, expressed as % of total harvest records — **Year 3 (June 1998 - May 1999)**

ᐅᑎᕐᕕᐅᔪᑦ ᐊᑯᕐᖓᓂ ᐊᖑᓇᓱᒃᓂᖓᑕ ᐊᒻᒪᓗ ᐊᐱᕐᓱᕐᑕᐅᓂᖓᑕ, ᓇᓗᓇᐃᕐᑕᑦ ᐃᒫᒃ % ᑲᑎᑦᑐᑦ ᐊᖑᓇᓱᒃᑕᑦ ᑎᑎᕐᕐᑕᐅᒪᔪᑦ — **ᐊᒻᕐᒍ 3 (ᔪᓂ 1998 - ᒪᐃ 1999)**

Itkaumajaujut angunahuktunun apihijauvaktunutlu, kanuk amigaitiginit tamakiklugin angujauhimajut — **Ukiunga 3 (June 1998 - May 1999)**

Month/ᑕᕿᖓ/Tatkia			JUN ᔪᓂ	JUL ᔪᓚᐃ	AUG ᐊᐅᒻᒍᑎ	SEP ᓱᑎᒻᐱᓇ	OCT ᐅᑦᑐᐱᓇ	NOV ᓄᓇᒻᐱᓇ	DEC ᑏᓯᒻᐱᓇ	JAN ᔫᓐᓄᐊᓇ	FEB ᓈᕝᕗᐊᓇ	MAR ᒪᕐᓯ	APR ᐃᕐᓇᓕ	MAY ᒪᐃ	Total ᑲᑎᑦᑐᑦ Tamakiklugin
Recall Period	**ᐅᑎᕐᕕᐅᔪᑦ**	**Pigiakvia**													
≤ 3 months	≤ 3 ᑕᕿᑦ	≤ tatkin pingahut	100	100	100	100	100	88	100	100	100	100	100	100	99
4-6 months	4-6 ᑕᕿᑦ	tatkin hitaman 6nut	0	0	0	0	0	12	0	0	0	0	0	0	1
> 6 months	> 6 ᑕᕿᑦ	> 6 tatkin	0	0	0	0	0	0	0	0	0	0	0	0	0

TABLE/ᓇᓗᓇᐃᔭᐅᑦ/NAUNAIKUTA 494

Number of hunters harvesting each species — **Year 3 (June 1998 - May 1999)**

ᖃᑦᓯᐅᓂᖏᑦ ᐊᖑᓇᓱᒃᑏᑦ ᐊᖑᓇᓱᒃᐸᑦᑐᑦ ᐊᑐᓂᒃ ᐆᒪᔪᕐᓂᒃ — **ᐊᒡᕐᒍ 3 (ᔫᓂ 1998 - ᒪᐃ 1999)**

Amigaitiginigin angunahukpaktun anguvaktaitlu kanugitugiagin — **Ukiunga 3 (June 1998 - May 1999)**

Month/ᑕᕝᕙᖓ/Tatkia			JUN ᔫᓂ	JUL ᔪᓚᐃ	AUG ᐊᐅᒡᒍᑦᑎ	SEP ᓱᑎᒡᐱᕆ	OCT ᐅᑦᑐᐱᕆ	NOV ᓄᕕᒡᐱᕆ	DEC ᑏᓯᒡᐱᕆ	JAN ᒎᓐᓄᐊᕆ	FEB ᕖᕝᕗᐊᕆ	MAR ᒪᑦᓯ	APR ᐃᑦᕆᓕ	MAY ᒪᐃ	Total ᑲᑎᑦᑐᑦ Tamakiklugin
Species	**ᐆᒪᔪᑦ**	**Umajuin**													
Caribou	ᑐᒃᑐᐃᑦ	Tuktut	40	55	37	66	42	9	9	24	23	38	59	26	107
Musk-ox	ᐅᒥᒃᒪᐃᑦ	Umingmait							2						2
Polar bear#	ᓇᓄᐃᑦ#	Nanuit#	n/d	n/d	n/d	n/d	n/d	n/d	n/d	n/d	n/d	n/d	n/d	n/d	n/d
Black bear	ᕿᓐᓂᕐᑕᑦ ᐊᒃᓚᐃᑦ	Kiniktut akhait											1		1
Wolf	ᐊᒪᕈᐃᑦ	Amagut					1		2		1	13	17		24
Arctic fox	ᑎᓇᒐᓐᓂᐊᑦ	Tigiganiat						16	11	11	12	7	2		34
Wolverine	ᖃᕝᕕᑦ	Kalvik										2	7		9
Arctic hare	ᐅᑲᓛᑦ	Ukalik					2								2
Ringed seal	ᓇᑦᓱᑦ	Natiinat	9	5	6	10	20	11	1	2	2	1	1	5	43
Bearded seal	ᐅᒡᔪᐃᑦ	Ukyuk	5	1	10	7	10	2							28
Harp seal	ᖃᐃᕈᓛᑦ	Qairulik			1										1
Beluga	ᖃᑯᑦᑕᑦ ᕿᓚᓗᒐᑦ	Kilalugak		14	11	10									30
Snow goose	ᑲᖑᐃᑦ	Kanguq	6											27	31
Canada goose	ᓂᕐᓛᑦ ᐅᓗᐊᒍᓛᑦ	Nikliknik	2		1									18	21
Ross's goose	ᖃᕋᕐᔪᐃᑦ	Kakat												2	2
Eider duck	ᒥᑏᑦ	Kingalik										1			1
Ptarmigan	ᐊᕿᒡᓱᑦ	Akilgik				3	3	1	1		4	1	1		13
Goose eggs	ᑲᖑᐃᑦ ᒪᓐᓂᖏᑦ	Uluaguliit manniit	4											11	15
Arctic char	ᐃᖃᓗᒃᐱᑦ	Ikaliviit	33	39	12	8	9	9	2					3	62
Lake trout	ᐃᓱᕋᐃᑦ	Ikalukpik	4	2	2	5	6	13	4	1	9	15	21	24	56
Northern pike	ᓯᒡᒍᓛᑦ	Hiulik					1	1							2
Arctic grayling	ᓗᓗᒃᐸᐅᒐᐃᑦ	Hulupaugaq	2	2	4	4	9	2					2	1	20
Whitefish	ᑲᕕᓯᓛᑦ	Kapihiliit				3	2	4	2		2				12
Cod	ᐆᒐᐃᑦ	Ugak												33	33
Sculpin	ᑲᓇᔪᐃᑦ	Kanayuk												6	6

‡‡ No data are available corresponding to the harvest numbers shown in the harvest estimates table which were provided by DSD.

‡‡ ᑎᑎᕋᕐᓯᒪᔪᓂᒃ ᐱᑕᖃᖅᑐᕐᑐᖅ ᐱᒃᔪᑎᓕᖅᓂᒃ ᐊᖑᔭᑦ ᖃᑦᓯᐅᓂᖏᖅᓄᑦ ᐊᓚᒃᑲᐅᒪᔪᓄᑦ ᐊᖑᔭᓄᑦ ᓇᓚᐅᑦᓴᕈᑎᓂ ᑐᓂᔭᖏᖅᓂ ᐃᑯᐱᕐᕕᓕᕆᔨᑦ.

‡‡ Nahagauhimaitut titigakhimajunik pitman kanuk angujaukatakhimajunik kanukitunit pijaumajut ikupiktulikijinik.

6.3.1

TABLE/ᓇᓗᓇᐃᔭᐅᑦ/NAUNAIKUTA 495

Monthly harvest estimates
ᑕᕿᑕᒫᑦ ᐊᖑᔭᓄᑦ ᓇᓚᐅᑦᓵᕈᑏᑦ
Tatkiktamat nahaktauvaktun

Year 4 (June 1999 - May 2000)
ᐊᒡᕐᒍ 4 (ᔫᓂ 1999 - ᒪᐃ 2000)
Ukiunga 4 (June 1999 - May 2000)

Month/ᑕᕿᖓ/Tatkia			JUN ᔫᓂ	JUL ᔪᓚᐃ	AUG ᐊᐅᒡᒍᑎ	SEP ᓱᑎᒡᐱᕆ	OCT ᐅᑦᑐᐱᕆ	NOV ᓄᕕᒡᐱᕆ	DEC ᑏᓯᒡᐱᕆ	JAN ᒨᓐᓄᐊᕆ	FEB ᕖᕝᕗᐊᕆ	MAR ᒫᕿ	APR ᐃᑦᕆᓕ	MAY ᒪᐃ	Total ᑲᑎᑦᑐᒋᑦ Tamakiklugin ± 95% CI
Species	**ᐆᒪᔪᑦ**	**Umajuin**													
Caribou	ᑐᒃᑐᐃᑦ	Tuktut	102	169	131	692	616	30	26	91	30	31	219	230	2,367 ± 284
Musk-ox	ᐅᒥᒃᒪᐃᑦ	Umingmait							3			1			4 ± 5
Polar bear‡	ᓇᓄᐃᑦ‡	Nanuit‡						1212							
Tundra grizzly	ᐊᒃᓚᐃᑦ	Akhait										1	3		4 ± 5
Wolf	ᐊᒪᕈᐃᑦ	Amagut	3					1	7			8	90	3	112 ± 67
Arctic fox	ᑎᓇᒐᓐᓂᐊᑦ	Tigiganiat						17	14	35	26	14	17		123 ± 32
Coloured fox	ᖃᑯᓐᖏᑦᑐᑦ ᑎᓇᒐᓐᓂᐊᑦ	Kalaliit tigiganiat											5		5 ± 3
Wolverine	ᖃᕐᕕᑦ	Kalvik										1	4		5 ± 3
Arctic hare	ᐅᑲᓖᑦ	Ukalik					5	1		1			1		8 ± 5
Arctic ground squirrel	ᓱᒃᓱᑦ	Hikhik				7									7 ± 5
Seals (unspecified)	ᓯᖑᑯᓖᑦ	Natiit				5									5 ± 3
Ringed seal	ᓇᑦᓱᑦ	Natiinat	119	42	15	53	319	19	1	2	6		7	7	590 ± 119
Bearded seal	ᐅᒡᔪᐃᑦ	Ukyuk	8	20	11	8	45			1	1				94 ± 44
Walrus	ᐊᐃᕕᑦ	Akvik	7												7 ± 7
Beluga	ᖃᑯᑦᑕᑦ ᕿᓚᓗᒐᑦ	Kilalugak		29	173	5									207 ± 76
Snow goose	ᑲᖑᐃᑦ	Kanguq	547			2								599	1,148 ± 814
Canada goose	ᓂᕐᓖᑦ ᐅᓗᐊᒍᓖᑦ	Nikliknik	40											338	378 ± 331
Ross's goose	ᖃᕋᕐᔪᐃᑦ	Kakat												1	1 ± 1
Eider duck	ᒥᑏᑦ	Kingalik										1			1 ± 1
Ptarmigan	ᐊᕿᒡᒋᑦ	Akilgik				12	7	14							33 ± 12
Goose eggs	ᑲᖑᐃᑦ ᒪᓐᓂᖏᑦ	Uluaguliit manniit	1,360												1,360 ± 1,537
Arctic tern eggs	ᐃᒥᖑᑯᑕᐃᓚᐃᑦ ᒪᓐᓂᖏᑦ	Emitkutailat manniit	15												15 ± 25
Black guillemot eggs	ᐱᑦᓱᐅᓖᑦ ᒪᓐᓂᖏᑦ	Black guillemot eggs	25												25 ± 40
Arctic char	ᐃᖃᓗᒃᐲᑦ	Ikaliviit	1,061	1,680	1,254	268	572	506	11		14		2	12	5,380 ± 1,279
Lake trout	ᐃᓱᕋᐃᑦ	Ikalukpik	20	6	14	126	208	67	46	2	16	9	120	304	938 ± 227
Northern pike	ᓱᒡᒍᓖᑦ	Hiulik				1					3				4 ± 5
Arctic grayling	ᓗᓗᒃᐸᐅᒐᐃᑦ	Hulupaugaq	3	61	178	72	17	46			3			20	400 ± 174
Whitefish	ᑲᕕᓯᓖᑦ	Kapihiliit				75	59	67	1						202 ± 60
Cod	ᐆᒐᐃᑦ	Ugak	208										67	1,159	1,434 ± 342

‡ Polar bear data supplied by DSD.

‡ ᓇᓄᕐᓄᑦ ᑎᑎᕋᑕᒪᔪᑦ ᑐᓂᔭᖏᑦ ᐅᑯᐊ ᐃᑯᐱᕐᕕᓕᓇᕆᑦ.

‡ Nanuin nahagaumajut pijauhimajut Ikupiktulikijinik.

TABLE/ᓇᓗᓇᐃᔭᐅᑦ/NAUNAIKUTA 496

Monthly hunter response — **Year 4 (June 1999 - May 2000)**

ᑕᕿᑖᒪᑦ ᐊᖑᓇᓱᒃᑏᑦ ᑭᐅᓂᖏᑦ — **ᐊᒻᕋᒍ 4 (ᔫᓂ 1999 - ᒪᐃ 2000)**

Tatkiktaman pijauhimajut angunahuktinun — **Ukiunga 4 (June 1999 - May 2000)**

Month/ᑕᕿᖓ/Tatkia			JUN ᔫᓂ	JUL ᔪᓚᐃ	AUG ᐊᐅᒻᒍᑎ	SEP ᓱᑎᒻᐱᓇ	OCT ᐅᑦᑐᐱᓇ	NOV ᓄᓇᒻᐱᓇ	DEC ᑏᓯᒻᐱᓇ	JAN ᒎᓐᓄᐊᓇ	FEB ᓈᕝᕗᐊᓇ	MAR ᒪᕐᓯ	APR ᐃᑦᓇᓕ	MAY ᒪᐃ	Total ᑲᑎᑦᑐᑎᑦ Tamakiklugin
Hunter Response Categories	**ᐊᖑᓇᓱᒃᑏᑦ ᑭᐅᓂᖏᑦ ᐊᒻᒍᕐᓯᒪᓂᖏᑦ**	**Angunahukpaktun Kiujait**													
Monthly hunter list	ᑕᕿᑖᒪᑦ ᐊᖑᓇᓱᒃᑏᑦ	Tatkitaman angunahuktut titigait	382	383	383	381	381	381	383	386	386	387	387	388	395*
Interview list	ᐊᐱᕐᓱᕋᓐᓴᑦ	Apikiktan	181	182	182	180	182	182	184	187	187	188	188	189	194*
Hunters interviewed	ᐊᖑᓇᓱᒃᑏᑦ ᐊᐱᕐᓱᕐᑕᑦ	Angunahuktin apikhuktan	165	154	141	156	169	169	170	167	169	165	160	159	176*
Harvested	ᐊᖑᓇᓱᒃᑐᒥᓃᑦ	Angujaujut	51	54	52	56	70	32	13	17	14	12	42	81	134*
Response rate (%)	ᑭᐅᔪᑦ ᖃᕐᓯᐅᓂᖏᑦ (%)	Kiujut (%)	91	85	77	87	93	93	92	89	90	88	85	84	88**

* Hunters registered/on interview list/interviewed/harvested at least once during the year.
** Mean monthly response rate.

* ᐊᖑᓇᓱᒃᑏᑦ ᐊᑎᓕᐅᕐᓯᒪᔪᑦ/ᐊᐱᕐᓱᕋᓐᓴᑦ/ᐊᐱᕐᓱᕐᑕᑦ/ᐊᖑᓇᓱᒃᑐᒥᓃᑦ ᐊᑕᐅᓯᐊᕐᓗᖅ ᐊᑦᑐᑎᒃ ᐊᒻᕋᒍᒥ.
** ᐊᔾᔨᒌᓕᑎᓯᒪᔪᑦ ᑕᕿᑖᒪᑦ ᑭᐅᔪᑦ.

* Angunahuktin atiliukhimajut/apikhiktaujukhat/apikhiktaunikut/anguhimajut talvani ukiumi.
** Talvani angunahuknami kiujutaumajut.

TABLE/ᓇᓗᓇᐃᔭᐅᑦ/NAUNAIKUTA 497

Recall period between harvest and interview, expressed as % of total harvest records — **Year 4 (June 1999 - May 2000)**

ᐅᑎᕐᕕᐅᔪᑦ ᐊᑯᕐᖓᓂ ᐊᖑᓇᓱᒃᓂᖓᑕ ᐊᒻᒪᓗ ᐊᐱᕐᓱᕐᑕᐅᓂᖓᑕ, ᓇᓗᓇᐃᕐᑕᑦ ᐃᒫᒃ % ᑲᑎᑦᑐᑎᑦ ᐊᖑᓇᓱᒃᑕᑦ ᑎᑎᕐᕐᑕᐅᒪᔪᑦ — **ᐊᒻᕋᒍ 4 (ᔫᓂ 1999 - ᒪᐃ 2000)**

Itkaumajaujut angunahuktunun apihijauvaktunutlu, kanuk amigaitiginit tamakiklugin angujauhimajut — **Ukiunga 4 (June 1999 - May 2000)**

Month/ᑕᕿᖓ/Tatkia			JUN ᔫᓂ	JUL ᔪᓚᐃ	AUG ᐊᐅᒻᒍᑎ	SEP ᓱᑎᒻᐱᓇ	OCT ᐅᑦᑐᐱᓇ	NOV ᓄᓇᒻᐱᓇ	DEC ᑏᓯᒻᐱᓇ	JAN ᒎᓐᓄᐊᓇ	FEB ᓈᕝᕗᐊᓇ	MAR ᒪᕐᓯ	APR ᐃᑦᓇᓕ	MAY ᒪᐃ	Total ᑲᑎᑦᑐᑎᑦ Tamakiklugin
Recall Period	**ᐅᑎᕐᕕᐅᔪᑦ**	**Pigiakvia**													
≤ 3 months	≤ 3 ᑕᕿᑦ	≤ tatkin pingahut	100	100	100	100	91	100	100	100	100	100	98	100	98
4-6 months	4-6 ᑕᕿᑦ	tatkin hitaman 6nut	0	0	0	0	9	0	0	0	0	0	2	0	2
> 6 months	> 6 ᑕᕿᑦ	> 6 tatkin	0	0	0	0	0	0	0	0	0	0	0	0	0

6.3.1

TABLE/ᓇᓗᓇᐃᔭᐅᑦ/NAUNAIKUTA 498

Number of hunters harvesting each species — **Year 4 (June 1999 - May 2000)**

ᖃᑦᓯᐅᓂᖏᑦ ᐊᖑᓇᓱᒃᑏᑦ ᐊᖑᓇᓱᒃᐸᑦᑐᑦ ᐊᑐᓂᒃ ᐆᒪᔪᕐᓂᒃ — **ᐊᒡᕐᒍ 4 (ᔫᓂ 1999 - ᒪᐃ 2000)**

Amigaitiginigin angunahukpaktun anguvaktaitlu kanugitugiagin — **Ukiunga 4 (June 1999 - May 2000)**

Month/ᑕᕝᕙᖓ/Tatkia			JUN ᔫᓂ	JUL ᔪᓚᐃ	AUG ᐊᐅᒡᒍᑎ	SEP ᓱᑎᒡᐱᕆ	OCT ᐅᑦᑐᐱᕆ	NOV ᓄᕕᒡᐱᕆ	DEC ᑏᓯᒡᐱᕆ	JAN ᒎᓐᓄᐊᕆ	FEB ᕖᕝᕗᐊᕆ	MAR ᒪᑦᓯ	APR ᐃᑦᕆᓕ	MAY ᒪᐃ	Total ᑲᑎᑦᑐᑦ Tamakiklugin
Species	**ᐆᒪᔪᑦ**	**Umajuin**													
Caribou	ᑐᒃᑐᐃᑦ	Tuktut	24	34	34	52	56	8	5	11	7	8	37	39	95
Musk-ox	ᐅᒥᒃᒪᐃᑦ	Umingmait							1			1			2
Polar bear#	ᓇᓄᐃᑦ#	Nanuit#	n/d	n/d	n/d	n/d	n/d	n/d	n/d	n/d	n/d	n/d	n/d	n/d	n/d
Tundra grizzly	ᐊᒃᓚᐃᑦ	Akhait										1	1		2
Wolf	ᐊᒪᕈᐃᑦ	Amagut	1					1	2			1	12	1	15
Arctic fox	ᑎᓇᒐᓐᓂᐊᑦ	Tigiganiat						2	4	6	6	3	3		13
Coloured fox	ᖃᑯᓐᖏᑦᑐᑦ ᑎᓇᒐᓐᓂᐊᑦ	Kalaliit tigiganiat											3		3
Wolverine	ᖃᕐᕕᑦ	Kalvik										1	2		2
Arctic hare	ᐅᑲᓖᑦ	Ukalik					2	1		1			1		5
Arctic ground squirrel	ᓱᒃᓱᑦ	Hikhik				1									1
Seals (unspecified)	ᓱᖕᑯᓖᑦ	Natiit				1									1
Ringed seal	ᓇᑦᓱᑦ	Natiinat	20	9	6	14	28	7	1	1	3		3	3	48
Bearded seal	ᐅᒡᔪᐃᑦ	Ukyuk	3	6	4	5	13			1	1				22
Walrus	ᐊᐃᕕᑦ	Akvik	3												3
Beluga	ᖃᑯᑦᑕ ᕿᓚᓗᒐᑦ	Kilalugak		4	28	3									31
Snow goose	ᑲᖑᐃᑦ	Kanguq	10			1								10	20
Canada goose	ᓂᕐᓖᑦ ᐅᓗᐊᒍᓖᑦ	Nikliknik	6											16	20
Ross's goose	ᖃᕋᕐᔪᐃᑦ	Kakat												1	1
Eider duck	ᒥᑏᑦ	Kingalik										1			1
Ptarmigan	ᐊᕿᒡᓱᑦ	Akilgik				1	1	1							3
Goose eggs	ᑲᖑᐃᑦ ᒪᓐᓂᖏᑦ	Uluaguliit manniit	7												7
Arctic tern eggs	ᐃᒥᖕᑯᑕᐃᓚᐃᑦ ᒪᓐᓂᖏᑦ	Emitkutailat manniit	1												1
Black guillemot eggs	ᐱᑦᓯᐅᓖᑦ ᒪᓐᓂᖏᑦ	Black guillemot eggs	1												1
Arctic char	ᐃᖃᓗᒃᐱᑦ	Ikaliviit	28	38	27	11	16	10	1		2		1	5	65
Lake trout	ᐃᓱᕋᐃᑦ	Ikalukpik	5	1	1	9	15	10	3	1	1	1	8	22	41
Northern pike	ᓱᒡᒍᓖᑦ	Hiulik				1					1				2
Arctic grayling	ᓯᓗᒃᐸᐅᒐᐃᑦ	Hulupaugaq	1	3	3	2	2	2			1			2	11
Whitefish	ᑲᕕᓯᓖᑦ	Kapihiliit				4	2	4	1						9
Cod	ᐆᒐᐃᑦ	Ugak	1										2	38	41

No data are available corresponding to the harvest numbers shown in the harvest estimates table which were provided by DSD.

ᑎᑎᕋᓯᒪᔪᓂᒃ ᐱᑕᖃᖕᖏᑦᑐᖕ ᐱᔾᔪᑎᓕᓐᓂᒃ ᐊᖑᔭᑦ ᖃᑦᓯᐅᓂᖏᓐᓄᑦ ᐊᓚᒃᑲᐅᒪᔪᓄᑦ ᐊᖑᔭᓄᑦ ᓇᓚᐅᑦᓴᑦᑎᓂ ᑐᓂᒃᖏᖕᓂ ᐃᑯᐱᕐᕕᓕᓇᔫᑦ.

Nahagauhimaitut titigakhimajunik pitman kanuk angujaukatakhimajunik kanukitunit piijaumajut ikupiktulikijinik.

TABLE/ᓇᓗᓇᐃᔭᐅᑦ/NAUNAIKUTA 499

Monthly harvest estimates
ᑕᕿᑖᒪᑦ ᐊᖑᔭᓄᑦ ᓇᓚᐅᑦᓵᕈᑏᑦ
Tatkiktamat nahaktauvaktun

Year 5 (June 2000 - May 2001)
ᐊᒻᕐᒍ 5 (ᔫᓂ 2000 - ᒪᐃ 2001)
Ukiunga 5 (June 2000 - May 2001)

Month/ᑕᕿᖓ/Tatkia			JUN ᔫᓂ	JUL ᔪᓚᐃ	AUG ᐊᐅᒡᒍᑎ	SEP ᓱᑎᒡᐱᓇ	OCT ᐅᑦᑐᐱᓇ	NOV ᓄᕕᒡᐱᓇ	DEC ᑏᓯᒡᐱᓇ	JAN ᒣᓐᓄᐊᓇ	FEB ᕕᕝᕗᐊᓇ	MAR ᒫᔪ	APR ᐃᑦᓇᓕ	MAY ᒪᐃ	Total ᑲᑎᑦᑐᑦ Tamakiklugin ± 95% CI
Species	**ᐆᒪᔪᑦ**	**Umajuin**													
Caribou	ᑐᒃᑐᐃᑦ	Tuktut	63	155	166	574	198	237	235	111	303	49	629	448	3,168 ± 352
Musk-ox	ᐅᒥᒃᒪᐃᑦ	Umingmait							3						3 ± 5
Polar bear‡	ᓇᓄᐃᑦ‡	Nanuit‡						1414							
Wolf	ᐊᒪᕈᐃᑦ	Amagut						3				25	58	1	87 ± 55
Arctic fox	ᑎᓇᒐᓐᓂᐊᑦ	Tigiganiat					3	741	163	22	43	69	90	1	1,132 ± 338
Coloured fox	ᖃᑯᓐᖏᑦᑐᑦ ᑎᓇᒐᓐᓂᐊᑦ	Kalaliit tigiganiat						1					6		7 ± 9
Wolverine	ᖃᕝᕕᑦ	Kalvik				1						1	6		8 ± 5
Arctic hare	ᐅᑲᓖᑦ	Ukalik										17			17 ± 19
Ringed seal	ᓇᑦᓱᑦ	Natiinat	144	18		7	73	13	4	21	9	3	4	14	310 ± 165
Bearded seal	ᐅᒃᔪᐃᑦ	Ukyuk	7	1			5	3					1		17 ± 12
Harbour seal	ᖃᓯᒋᐊᑦ	Qanigiaq				2									2 ± 1
Walrus	ᐊᐃᕕᑦ	Akvik	1												1 ± 1
Beluga	ᖃᑯᑦᑕᑦ ᕿᓚᓗᒐᑦ	Kilalugak		18	55	43									116 ± 34
Snow goose	ᑲᖑᐃᑦ	Kanguq	1,075											1,561	2,636 ± 1,587
Canada goose	ᓂᑦᓖᑦ ᐅᓗᐊᒍᑦᓖᑦ	Nikliknik	224			2								579	805 ± 380
Ross's goose	ᖃᕐᔪᐃᑦ	Kakat												12	12 ± 19
Tundra swan	ᖁᒃᔪᐃᑦ	Kukyuk				1									1 ± 1
Ptarmigan	ᐊᕿᒃᑦ	Akilgik				9		10	14			26			59 ± 48
Goose eggs	ᑲᖑᐃᑦ ᒪᓐᓂᖏᑦ	Uluaguliit manniit	2,010											3,356	5,366 ± 2,362
Duck eggs	ᒥᑏᑦ ᒪᓐᓂᖏᑦ	Tinmiat manniit	442												442 ± 205
Arctic tern eggs	ᐃᒥᖅᑯᑕᓚᐃᑦ ᒪᓐᓂᖏᑦ	Emitkutailat manniit		10											10 ± 9
Black guillemot eggs	ᐱᑦᓯᐅᓛᑦ ᒪᓐᓂᖏᑦ	Black guillemot eggs		1											1 ± 1
Arctic char	ᐃᖃᓗᒃᐲᑦ	Ikaliviit	390	1,053	812	189	136	1,056	78	38	54	88		25	3,919 ± 1,072
Lake trout	ᐃᓱᕋᐃᑦ	Ikalukpik	56			33	96	285				49	149	233	901 ± 304
Arctic grayling	ᓱᓗᒃᐸᐅᒐᐃᑦ	Hulupaugaq				6	151								157 ± 251
Whitefish	ᑲᕕᓯᓖᑦ	Kapihiliit	21			15	61	385							482 ± 170
Burbot	ᑎᒃᑖᓖᑦ	Tiktaaliq						3							3 ± 5
Cod	ᐆᒐᐃᑦ	Ugak												2,260	2,260 ± 340

‡ Polar bear data supplied by DSD.

‡ ᓇᓄᑦᓄᑦ ᑎᑎᕋᑦᑕᒪᔪᑦ ᑐᓂᒃᖏᑦ ᐅᑯᐊ ᐃᑯᐱᕐᕕᓕᓇᕆᑦ.

‡ Nanuin nahagaumajut pijauhimajut Ikupiktulikijinik.

6.3.1

TABLE/ᓇᓗᓇᐃᔭᐅᑦ/NAUNAIKUTA 500

Monthly hunter response — **Year 5 (June 2000 - May 2001)**

ᑕᕿᑖᒪᑦ ᐊᖑᓇᓱᒃᑏᑦ ᑭᐅᓂᖏᑦ — **ᐊᒻᕋᒍ 5 (ᔫᓂ 2000 - ᒪᐃ 2001)**

Tatkiktaman pijauhimajut angunahuktinun — **Ukiunga 5 (June 2000 - May 2001)**

Month/ᑕᕿᖓ/Tatkia			JUN ᔫᓂ	JUL ᔪᓚᐃ	AUG ᐊᐅᒻᒍᑎ	SEP ᓱᑎᒻᐱᓇ	OCT ᐅᑦᑐᐱᓇ	NOV ᓄᓇᒻᐱᓇ	DEC ᑏᓯᒻᐱᓇ	JAN ᒎᓐᓄᐊᓇ	FEB ᓈᕝᕗᐊᓇ	MAR ᒪᕐᓯ	APR ᐃᕐᓇᓕ	MAY ᒪᐃ	Total ᑲᑎᑦᑐᑦ Tamakiklugin
Hunter Response Categories	**ᐊᖑᓇᓱᒃᑏᑦ ᑭᐅᓂᖏᑦ ᐊᒻᒍᕐᓯᒪᓂᖏᑦ**	**Angunahukpaktun Kiujait**													
Monthly hunter list	ᑕᕿᑖᒪᑦ ᐊᖑᓇᓱᒃᑏᑦ	Tatkitaman angunahuktut titigait	389	388	389	389	388	388	388	390	391	390	390	389	393*
Interview list	ᐊᐱᕐᓱᕋᓐᓴᑦ	Apikiktan	190	189	190	190	189	189	189	191	192	191	191	190	194*
Hunters interviewed	ᐊᖑᓇᓱᒃᑏᑦ ᐊᐱᕐᓱᕐᑕᑦ	Angunahuktin apikhuktan	165	157	141	168	155	167	164	171	187	183	184	177	191*
Harvested	ᐊᖑᓇᓱᒃᑐᒥᓃᑦ	Angujaujut	43	45	41	60	32	56	19	14	23	23	69	122	148*
Response rate (%)	ᑭᐅᔪᑦ ᖃᕐᓯᐅᓂᖏᑦ (%)	Kiujut (%)	87	83	74	88	82	88	87	90	97	96	96	93	88**

* Hunters registered/on interview list/interviewed/harvested at least once during the year.
** Mean monthly response rate.

* ᐊᖑᓇᓱᒃᑏᑦ ᐊᑎᓕᐅᕐᓯᒪᔪᑦ/ᐊᐱᕐᓱᕋᓐᓴᑦᑐᑦ/ᐊᐱᕐᓱᑦᑕᑦ/ᐊᖑᓇᓱᒃᑐᒥᓃᑦ ᐊᑕᐅᓯᐊᕐᓗᖅ ᐊᑦᑐᑎᒃ ᐊᒻᕋᒍᒥ.
** ᐊᔾᔨᒌᓕᑎᓯᒪᔪᑦ ᑕᕿᑖᒪᑦ ᑭᐅᔪᑦ.

* Angunahuktin atiliukhimajut/apikhiktaujukhat/apikhiktaunikut/anguhimajut talvani ukiumi.
** Talvani angunahuknami kiujutaumajut.

TABLE/ᓇᓗᓇᐃᔭᐅᑦ/NAUNAIKUTA 501

Recall period between harvest and interview, expressed as % of total harvest records — **Year 5 (June 2000 - May 2001)**

ᐅᑎᕐᕕᐅᔪᑦ ᐊᑯᕐᖓᓂ ᐊᖑᓇᓱᓐᓂᖓᑕ ᐊᒻᒪᓗ ᐊᐱᕐᓱᑦᑕᐅᓂᖓᑕ, ᓇᓗᓇᐃᕐᑕᑦ ᐃᒫᒃ % ᑲᑎᑦᑐᑦ ᐊᖑᓇᓱᒃᑕᑦ ᑎᑎᕐᑕᐅᒪᔪᑦ — **ᐊᒻᕋᒍ 5 (ᔫᓂ 2000 - ᒪᐃ 2001)**

Itkaumajaujut angunahuktunun apihijauvaktunutlu, anuk amigaitiginit tamakiklugin angujauhimajut — **Ukiunga 5 (June 2000 - May 2001)**

Month/ᑕᕿᖓ/Tatkia			JUN ᔫᓂ	JUL ᔪᓚᐃ	AUG ᐊᐅᒻᒍᑎ	SEP ᓱᑎᒻᐱᓇ	OCT ᐅᑦᑐᐱᓇ	NOV ᓄᓇᒻᐱᓇ	DEC ᑏᓯᒻᐱᓇ	JAN ᒎᓐᓄᐊᓇ	FEB ᓈᕝᕗᐊᓇ	MAR ᒪᕐᓯ	APR ᐃᕐᓇᓕ	MAY ᒪᐃ	Total ᑲᑎᑦᑐᑦ Tamakiklugin
Recall Period	**ᐅᑎᕐᕕᐅᔪᑦ**	**Pigiakvia**													
≤ 3 months	≤ 3 ᑕᕿᑦ	≤ tatkin pingahut	94	100	100	100	100	100	100	100	99	100	100	100	99
4-6 months	4-6 ᑕᕿᑦ	tatkin hitaman 6nut	6	0	0	0	0	0	0	0	0	0	0	0	0
> 6 months	> 6 ᑕᕿᑦ	> 6 tatkin	0	0	0	0	0	0	0	0	1	0	0	0	0

TABLE/ᓇᓗᓇᐃᔭᐅᑦ/NAUNAIKUTA 502

Number of hunters harvesting each species — **Year 5 (June 2000 - May 2001)**

ᖃᑦᓯᐅᓂᖏᑦ ᐊᖑᓇᓱᒃᑏᑦ ᐊᖑᓇᓱᒃᐸᑦᑐᑦ ᐊᑐᓂᒃ ᐆᒪᔪᕐᓂᒃ — **ᐊᒻᕐᒍ 5 (ᔫᓂ 2000 - ᒪᐃ 2001)**

Amigaitiginigin angunahukpaktun anguvaktaitlu kanugitugiagin — **Ukiunga 5 (June 2000 - May 2001)**

Month/ᑕᕝᕙᖓ/Tatkia			JUN ᔫᓂ	JUL ᔪᓚᐃ	AUG ᐊᐅᒡᒍᑎ	SEP ᓱᑎᒡᐱᓇ	OCT ᐅᑦᑐᐱᓇ	NOV ᓄᓇᒡᐱᓇ	DEC ᑏᓯᒡᐱᓇ	JAN ᒣᓐᓄᐊᓇ	FEB ᓈᕝᕗᐊᓇ	MAR ᒫᕋ	APR ᐃᑦᓇᓕ	MAY ᒪᐃ	Total ᑲᑎᑦᑐᑦ Tamakiklugin
Species	**ᐆᒪᔪᑦ**	**Umajuin**													
Caribou	ᑐᒃᑐᐃᑦ	Tuktut	15	37	35	59	21	31	11	9	22	9	65	58	110
Musk-ox	ᐅᒥᒃᒪᐃᑦ	Umingmait							1						1
Polar bear#	ᓇᓄᐃᑦ#	Nanuit#	n/d	n/d	n/d	n/d	n/d	n/d	n/d	n/d	n/d	n/d	n/d	n/d	n/d
Wolf	ᐊᒪᕈᐃᑦ	Amagut						1				5	8	1	11
Arctic fox	ᑎᓇᒐᓐᓂᐊᑦ	Tigiganiat					1	30	11	5	6	7	7	1	35
Coloured fox	ᖃᑯᓐᖏᑦᑐᑦ ᑎᓇᒐᓐᓂᐊᑦ	Kalaliit tigiganiat						1					1		2
Wolverine	ᖃᑉᕕᑦ	Kalvik				1						1	3		5
Arctic hare	ᐅᑲᓖᑦ	Ukalik										2			2
Ringed seal	ᓇᑦᓱᑦ	Natiinat	12	5		4	14	3	3	5	1	2	2	5	33
Bearded seal	ᐅᒡᔪᐃᑦ	Ukyuk	2	1			4	1					1		8
Harbour seal	ᖃᓯᒋᐊᑦ	Qanigiaq				2									2
Walrus	ᐊᐃᕕᑦ	Akvik	1												1
Beluga	ᖃᑯᑦᑕᑦ ᕿᓚᓗᒐᑦ	Kilalugak		8	12	13									28
Snow goose	ᑲᖑᐃᑦ	Kanguq	14											19	28
Canada goose	ᓂᕐᓖᑦ ᐅᓗᐊᒍᓖᑦ	Nikliknik	11			2								11	18
Ross's goose	ᖃᕐᔪᐃᑦ	Kakat												1	1
Tundra swan	ᖁᒃᔪᐃᑦ	Kukyuk				1									1
Ptarmigan	ᐊᕿᒐᑦ	Akilgik				1		1	1			1			4
Goose eggs	ᑲᖑᐃᑦ ᒪᓐᓂᖏᑦ	Uluaguliit manniit	14											18	25
Duck eggs	ᒥᑏᑦ ᒪᓐᓂᖏᑦ	Tinmiat manniit	4												4
Arctic tern eggs	ᐃᒥᖅᑯᑕᐃᓚᐃᑦ ᒪᓐᓂᖏᑦ	Emitkutailat manniit		1											1
Black guillemot eggs	ᐱᑦᓯᐅᓛᑦ ᒪᓐᓂᖏᑦ	Black guillemot eggs		1											1
Arctic char	ᐃᖃᓗᒃᐲᑦ	Ikaliviit	13	24	12	9	5	12	2	2	2	1		1	47
Lake trout	ᐃᓱᕋᐃᑦ	Ikalukpik	6			4	5	11				5	14	19	42
Arctic grayling	ᓱᓗᒃᐸᐅᒐᐃᑦ	Hulupaugaq				1	1								2
Whitefish	ᑲᕕᓯᓖᑦ	Kapihiliit	2			2	3	7							10
Burbot	ᑎᒃᑖᓖᑦ	Tiktaaliq						1							1
Cod	ᐆᒐᐃᑦ	Ugak												93	93

No data are available corresponding to the harvest numbers shown in the harvest estimates table which were provided by DSD.

ᑎᑎᕋᓯᒪᔪᓂᒃ ᐱᑕᖃᖏᑦᑐᖅ ᐱᔾᔪᑎᓕᓐᓂᒃ ᐊᖑᔭᑦ ᖃᑦᓯᐅᓂᖏᓐᓄᑦ ᐊᓚᒃᑲᒪᔪᓄᑦ ᐊᖑᔭᓄᑦ ᓇᓚᐅᑦᓴᑎᓂ ᑐᓂᔭᖏᓐᓂ ᐃᑯᐱᕐᕕᓕᓇᕐᑦ.

Nahagauhimaitut titigakhimajunik pitman kanuk angujaukatakhimajunik kanukitunit pijaumajut ikupiktulikijinik.

6.3.1

TABLE/ᓇᓗᓇᐃᔭᐅᑦ/NAUNAIKUTA 503

Annual harvest estimates and five-year mean

ᐊᒡᕐᒍᑕᒫᑦ ᐊᖑᔭᓄᑦ ᓇᓚᐅᑦᓵᕆᑏᑦ ᐊᒻᒪᓗ ᑕᓪᓕᒪᓄᑦ-ᐊᒡᕐᒍᓄᑦ ᐊᔾᔨᒌᓕᕐᑎᓯᒪᔪᑦ

Aragutamat angujauvaktun tatlman araguit iluani

All Years (June 1996 - May 2001)

ᑕᒪᐃᓐᓄᑦ ᐊᒡᕐᒍᓄᑦ (ᔫᓂ 1996 - ᒪᐃ 2001)

Tamamik ukiuni (June 1996 - May 2001)

Study Year/ᖃᐅᔨᓴᕐᕕᒃ ᐊᒡᕐᒍ/Ihivgiukimayut Ukiumi			1	2	3	4	5	Mean ᐊᔾᔨᒌᓕᕐᑎᓯᒪᔪᑦ Amigaitkiyait
			96/97	97/98	98/99	99/00	00/01	
Species	**ᐆᒪᔪᑦ**	**Umajuin**						
Caribou[1]	ᑐᒃᑐᐃᑦ[1]	Tuktut[1]	3,623	4,036	3,466	2,367	3,168	3,332
Musk-ox	ᐅᒥᒃᒪᐃᑦ	Umingmait	2	3	2	4	3	3
Moose	ᑐᒃᑐᕝᕕᐃᑦ	Tuktuvait	0	7	0	0	0	1
Polar bear[2]	ᓇᓄᐃᑦ[2]	Nanuit[2]	20	17	17	12	14	16
Tundra grizzly[3]	ᐊᒃᓚᐃᑦ[3]	Akhait[3]	0	2	0	4	0	1
Black bear	ᖭᓐᓂᑦᑕᑦ ᐊᒃᓚᐃᑦ	Kiniktut akhait	0	3	1	0	0	1
Wolf	ᐊᒪᕆᐃᑦ	Amagut	120	390	406	112	87	223
Arctic fox[4]	ᑎᓇᒐᓐᓂᐊᑦ[4]	Tigiganiat[4]	1,211	1,582	602	123	1,132	930
Coloured fox	ᖃᑯᓐᖏᑦᑐᑦ ᑎᓇᒐᓐᓂᐊᑦ	Kalaliit tigiganiat	5	8	0	5	7	5
Wolverine[5]	ᖃᕝᕕᑦ[5]	Kalvik[5]	1	6	24	5	8	9
Lynx	ᐱᖕᑐᖅᓯᕋᖅ	Pamiuqtuuq	1	0	0	0	0	<1
Arctic hare	ᐅᑲᓖᑦ	Ukalik	13	12	3	8	17	11
Arctic ground squirrel	ᓱᒃᓱᑦ	Hikhik	0	0	0	7	0	1
Seals (unspecified)	ᓯᖕᑯᓖᑦ	Natiit	2	0	0	5	0	1
Ringed seal[6]	ᓇᑦᓱᑦ[6]	Natiinat[6]	311	323	401	590	310	387
Bearded seal	ᐅᒡᔪᐃᑦ	Ukyuk	30	73	87	94	17	60
Harp seal	ᖃᐃᕈᓖᑦ	Qairulik	2	0	1	0	0	1
Harbour seal[7]	ᖃᓯᒋᐊᑦ[7]	Qanigiaq[7]	1	10	0	0	2	3
Walrus[8]	ᐊᐃᕕᑦ[8]	Akvik[8]	0	4	0	7	1	2
Beluga[9]	ᖃᑯᑦᑕᑦ ᖭᓚᓗᒐᑦ[9]	Kilalugak[9]	203	376	137	207	116	208
Geese (unspecified)	ᓂᕐᓖᑦ	Kanguk	0	36	0	0	0	7
Snow goose[10]	ᑲᖑᐃᑦ[10]	Kanguq[10]	864	2,160	1,200	1,148	2,636	1,602
Canada goose	ᓂᕐᓖᑦ ᐅᓗᐊᒍᓖᑦ	Nikliknik	732	1,111	468	378	805	699
Ross's goose	ᖃᕋᕐᔪᐃᑦ	Kakat	2	45	12	1	12	14
Brant goose	ᓂᕐᓕᕐᓇᐃᑦ	Nirlirnaq	2	0	0	0	0	<1
White-fronted goose	ᓂᕐᓖᑦ	Nirlivik	36	82	0	0	0	24

503

Study Year/ᖃᐅᔨᓴᕐᕕᒃ ᐊᒃᑦᔪ/Ihivgiukimayut Ukiumi			1 96/97	2 97/98	3 98/99	4 99/00	5 00/01	Mean ᐊᒃᔨᑦᓕᑎᓯᒪᔪᑦ Amigaitkiyait
Species	**ᐆᒪᔪᑦ**	**Umajuin**						
Pintail	ᖁᒻᒧᐊᔫᑦ	Arnaviaq	50	0	0	0	0	10
Eider duck	ᒥᑏᑦ	Kingalik	49	0	6	1	0	11
Tundra swan	ᖁᒻᔪᐃᑦ	Kukyuk	2	0	0	0	1	1
Ptarmigan	ᐊᕿᒻᒋᑦ	Akilgik	206	465	167	33	59	186
Goose eggs[11]	ᑲᖑᐃᑦ ᒪᓐᓂᖏᑦ[11]	Uluaguliit manniit[11]	1,451	4,830	2,931	1,360	5,366	3,188
Duck eggs[11]	ᒥᑏᑦ ᒪᓐᓂᖏᑦ[11]	Tinmiat manniit[11]	424	0	0	0	442	173
Arctic tern eggs[11]	ᐃᒥᖅᑯᑕᐃᓚᐃᑦ ᒪᓐᓂᖏᑦ[11]	Emitkutailat manniit[11]	0	0	0	15	10	5
Black guillemot eggs[11]	ᐱᑦᓯᐅᓛᑦ ᒪᓐᓂᖏᑦ[11]	Black guillemot eggs[11]	0	0	0	25	1	5
Arctic char[12]	ᐃᖃᓗᒃᐱᑦ[12]	Ikaliviit[12]	3,270	4,408	4,333	5,380	3,919	4,262
Lake trout[13]	ᐃᓱᕋᐃᑦ[13]	Ikalukpik[13]	1,423	1,896	1,666	938	901	1,365
Northern pike	ᓯᒡᒍᓛᑦ	Hiulik	2	8	13	4	0	5
Arctic grayling[14]	ᓚᓗᒃᐸᐅᒐᐃᑦ[14]	Hulupaugaq[14]	1,346	640	751	400	157	659
Whitefish	ᑲᕕᓯᓛᑦ	Kapihiliit	683	397	211	202	482	395
Burbot	ᑎᒃᑕᓛᑦ	Tiktaaliq	2	22	0	0	3	5
Least cisco	ᒥᑭᓂᖅᓴᑦ ᑲᕕᓯᓛᑦ	Eetuuk	1	0	0	0	0	<1
Cod[13]	ᐆᒐᐃᑦ[13]	Ugak[13]	2	1	651	1,434	2,260	870
Sculpin	ᑲᓇᔪᐃᑦ	Kanayuk	2	0	72	0	0	15

[1-14]: See page 628 for community feedback and other sources of data.

[1-14]: ᑕᑯᒍᒃ ᒪᑦᐱᑦᑐᒐᖅ 630 ᓄᓇᓖᑦ ᑭᐅᔪᑎᕐᕋᑦ ᐊᒻᒪᓗ ᐊᓯᕐᕋᑦ ᐱᒃᕕᐅᔪᑦ ᓈᓴᐅᑎᓂᒃ.

[1-14]: Takulugu makpigaak 632 nunanit kiutjutinganik ovalo aalanik naunaiyautainik.

TABLE/ᓇᓗᓇᐃᔭᐅᑦ/NAUNAIKUTA 504

Annual hunter response

ᐊᒡᕋᒍᑕᒫᑦ ᐊᖑᓇᓱᒃᑏᑦ ᑭᐅᓂᖏᑦ

Angujauvaktu

All Years (June 1996 - May 2001)

ᑕᒪᐃᓐᓄᑦ ᐊᒡᕋᒍᓄᑦ (ᔫᓂ 1996 - ᒪᐃ 2001)

Tamamik ukiuni (June 1996 - May 2001)

Study Year/ᖃᐅᔨᓴᕐᕕᒃ ᐊᒃᑦᔪ/Ihivgiukimayut Ukiumi			1 96/97	2 97/98	3 98/99	4 99/00	5 00/01	Total ᑲᑎᑦᑐᑦ Tamakiklugin
Hunter Response Categories	**ᐊᖑᓇᓱᒃᑏᑦ ᑭᐅᓂᖏᑕ ᐊᒃᒍᑦᓯᒪᓂᖏᑦ**	**Angunahukpaktun Kiujait**						
Monthly hunter list	ᑕᕿᑕᒫᑦ ᐊᖑᓇᓱᒃᑏᑦ	Tatkitaman angunahuktut titigait	379	380	387	395	393	410*
Interview list	ᐊᐱᑦᓯᕋᓴᑦ	Apikiktan	239	178	183	194	194	310*
Hunters interviewed	ᐊᖑᓇᓱᒃᑏᑦ ᐊᐱᑦᓯᑦᑕᑦ	Angunahuktin apikhuktan	237	172	174	176	191	305*
Harvested	ᐊᖑᓇᓱᒃᑐᒥᓃᑦ	Angujaujut	181	143	131	134	148	248*
Response Rate (%)	ᑭᐅᔪᑦ ᖃᑦᓯᐅᓂᖏᑦ (%)	Kiujut (%)	91	87	88	88	88	89**

* Hunters registered/on interview list/interviewed/harvested at least once during the study.
** Mean annual response rate.

* ᐊᖑᓇᓱᒃᑏᑦ ᐊᑎᓕᐅᑦᓯᒪᔪᑦ/ᐊᐱᑦᓯᕋᓴᓃᑦᑐᑦ/ᐊᐱᑦᓯᑦᑕᑦ/ᐊᖑᓇᓱᒃᑐᒥᓃᑦ ᐊᑕᐅᓯᐊᕐᓗᖅ ᐊᑐᑎᒃ ᖃᐅᔨᓴᕐᓂᕐᒥ.
** ᐊᒃᔨᑦᓕᑎᓯᒪᔪᑦ ᐊᒡᕋᒍᑕᒫᑦ ᑭᐅᔪᑦ.

* Angunahuktin atiliukhimajut/apikhiktaujukhat/apikhiktaunikut/anguhimajut taipfumuna tahapkuan kaujihatatiplugin.
** Atjikilirhimajut ukiumun kiutjutaujut.

6.3.1

TABLE/ᓇᓗᓇᐃᔭᐅᑦ/NAUNAIKUTA 505

Recall period between harvest and interview, expressed as % of total harvest records — All Years (June 1996 - May 2001)

ᐅᑎᕐᕕᐅᔪᑦ ᐊᑯᕐᖓᓂ ᐊᖑᓇᓱᒃᓂᖓᑕ ᐊᒻᒪᓗ ᐊᐱᕐᓱᕐᑕᐅᓂᖓᑕ, ᓇᓗᓇᐃᕐᑦ ᐃᒫᒃ % ᑲᑎᑦᑐᒋᑦ ᐊᖑᓇᓱᒃᑕᑦ ᑎᑎᕋᕐᑕᐅᒪᔪᑦ — ᑕᒪᐃᓐᓄᑦ ᐊᒃᕐᒍᓄᑦ (ᔫᓂ 1996 - ᒪᐃ 2001)

Angunahuktin apikhuktaujut, iluakhagaujutl % tamakiklugit angujauhimajut umajut — Tamamik ukiuni (June 1996 - May 2001)

Study Year/ᖃᐅᔨᓴᕐᕕᒃ ᐊᒃᕐᒍ/Ihivgiukimayut Ukiumi			1	2	3	4	5	Total ᑲᑎᑦᑐᒋᑦ Tamakiklugin
			96/97	97/98	98/99	99/00	00/01	
Recall Period	ᐅᑎᕐᕕᐅᔪᑦ	Pigiakvia						
≤ 3 months	≤ 3 ᑕᖅᑭᑦ	≤ tatkin pingahut	99	99	99	98	99	99
4-6 months	4-6 ᑕᖅᑭᑦ	tatkin hitaman 6nut	0	1	1	2	0	1
> 6 months	> 6 ᑕᖅᑭᑦ	> 6 tatkin	1	0	0	0	0	0

TABLE/ᓇᓗᓇᐃᔭᐅᑦ/NAUNAIKUTA 506

Number of hunters harvesting each species — All Years (June 1996 - May 2001)

ᖃᑦᓱᐅᓂᖏᑦ ᐊᖑᓇᓱᒃᑏᑦ ᐊᖑᓇᓱᒃᐸᑦᑐᑦ ᐊᑐᓂᒃ ᐆᒪᔪᕐᓂᒃ — ᑕᒪᐃᓐᓄᑦ ᐊᒃᕐᒍᓄᑦ (ᔫᓂ 1996 - ᒪᐃ 2001)

Angunahuktin angutivaktun umajunik — Tamamik ukiuni (June 1996 - May 2001)

Study Year/ᖃᐅᔨᓴᕐᕕᒃ ᐊᒃᕐᒍ/Ihivgiukimayut Ukiumi			1	2	3	4	5	Total ᑲᑎᑦᑐᒋᑦ Tamakiklugin
			96/97	97/98	98/99	99/00	00/01	
Species	ᐆᒪᔪᑦ	Umajuin						
Caribou	ᑐᒃᑐᐃᑦ	Tuktut	139	117	107	95	110	190
Musk-ox	ᐅᒥᒃᒪᐃᑦ	Umingmait	2	1	2	2	1	6
Moose	ᑐᒃᑐᕝᕙᐃᑦ	Tuktuvait		2				2
Polar bear#	ᓇᓄᐃᑦ#	Nanuit#	n/d	n/d	n/d	n/d	n/d	n/d
Tundra grizzly	ᐊᒃᓚᐃᑦ	Akhait		1		2		2
Black bear	ᕿᓐᓂᑦᑕᑦ ᐊᒃᓚᐃᑦ	Kiniktut akhait		1	1			2
Wolf	ᐊᒪᕈᐃᑦ	Amagut	24	25	24	15	11	47
Arctic fox	ᑎᕆᒐᓐᓂᐊᑦ	Tigiganiat	57	52	34	13	35	86
Coloured fox	ᖃᑯᓐᖏᑦᑐᑦ ᑎᕆᒐᓐᓂᐊᑦ	Kalaliit tigiganiat	4	4		3	2	12
Wolverine	ᖃᕐᕕᑦ	Kalvik	1	4	9	2	5	18
Lynx	ᐱᖑᖅᓱᕋᖅ	Pamiuqtuuq	1					1
Arctic hare	ᐅᑲᓛᑦ	Ukalik	6	5	2	5	2	14
Arctic ground squirrel	ᓱᒃᓱᑦ	Hikhik				1		1

506

Study Year/ᖃᐅᔨᓴᕐᕕᒃ ᐊᒻᕐᒍ/Ihivgiukimayut Ukiumi			1 96/97	2 97/98	3 98/99	4 99/00	5 00/01	Total ᑲᑎᑦᑐᒋᑦ Tamakiklugin
Seals (unspecified)	ᓱᖕᑯᓗᑦ	Natiit	1			1		2
Ringed seal	ᓇᑦᓱᑦ	Natiinat	37	38	43	48	33	84
Bearded seal	ᐅᒻᔪᐃᑦ	Ukyuk	14	19	28	22	8	51
Harp seal	ᖃᐃᕈᓗᑦ	Qairulik	1		1			2
Harbour seal	ᖃᓯᒋᐊᑦ	Qanigiaq	1	1			2	4
Walrus	ᐊᐃᓈᑦ	Akvik		2		3	1	6
Beluga	ᖃᑯᑦᑕᑦ ᕿᓚᓗᒐᑦ	Kilalugak	39	47	30	31	28	87
Geese (unspecified)	ᓄᑦᓗᑦ	Kanguk		2				2
Snow goose	ᑲᖑᐃᑦ	Kanguq	35	40	31	20	28	84
Canada goose	ᓄᑦᓗᑦ ᐅᓗᐊᒍᓪᓗᑦ	Nikliknik	39	44	21	20	18	88
Ross's goose	ᖃᕋᑦᔪᐃᑦ	Kakat	1	4	2	1	1	9
Brant goose	ᓄᑦᓕᑦᓇᐃᑦ	Nirlirnaq	1					1
White-fronted goose	ᓄᑦᓗᑦ	Nirlivik	4	9				12
Pintail	ᕐᓂᒧᐊᔫᑦ	Arnaviaq	1					1
Eider duck	ᒥᑏᑦ	Kingalik	4		1	1		5
Tundra swan	ᕐᓂᒻᔪᐃᑦ	Kukyuk	1				1	2
Ptarmigan	ᐊᕿᒻᒋᑦ	Akilgik	12	18	13	3	4	33
Goose eggs	ᑲᖑᐃᑦ ᒪᓐᓂᖏᑦ	Uluaguliit manniit	16	20	15	7	25	55
Duck eggs	ᒥᑏᑦ ᒪᓐᓂᖏᑦ	Tinmiat manniit	5				4	8
Arctic tern eggs	ᐃᒥᖕᑯᑕᐃᓚᐃᑦ ᒪᓐᓂᖏᑦ	Emitkutailat manniit				1	1	2
Black guillemot eggs	ᐱᑦᓱᐅᓛᑦ ᒪᓐᓂᖏᑦ	Black guillemot eggs				1	1	2
Arctic char	ᐃᖃᓗᒃᐲᑦ	Ikaliviit	100	77	62	65	47	152
Lake trout	ᐃᓱᕋᐃᑦ	Ikalukpik	90	65	56	41	42	144
Northern pike	ᓱᒻᒍᓗᑦ	Hiulik	1	3	2	2		7
Arctic grayling	ᓯᓗᒃᐸᐅᒐᐃᑦ	Hulupaugaq	26	13	20	11	2	47
Whitefish	ᑲᕕᓯᓗᑦ	Kapihiliit	15	9	12	9	10	32
Burbot	ᑎᒃᑖᓗᑦ	Tiktaaliq	2	5			1	7
Least cisco	ᒥᑭᓂᕐᓴᑦ ᑲᕕᓯᓗᑦ	Eetuuk	1					1
Cod	ᐆᒐᐃᑦ	Ugak	1	1	33	41	93	116
Sculpin	ᑲᓇᔪᐃᑦ	Kanayuk	1		6			7

‡‡ No data are available corresponding to the harvest numbers shown in the harvest estimates table which were provided by DSD.

‡‡ ᑎᑎᕋᓯᒪᔪᓂᒃ ᐱᑕᖃᖕᒋᑐᖅ ᐱᒃᔪᑎᓕᓐᓂᒃ ᐊᖑᔭᑦ ᖃᑦᓱᐅᓂᖏᓐᓄᑦ ᐊᓚᒃᑲᐅᒪᔪᓄᑦ ᐊᖑᔭᓄᑦ ᓇᓚᐅᑦᓴᕈᑎᓂ ᑐᓂᒃᖏᓐᓂ ᐃᑯᐱᕐᕕᓕᓇᓱᑦ.

‡‡ Nahagauhimaitut titigakhimajunik pitman kanuk angujaukatakhimajunik kanukitunit pijaumajut ikupiktulikijinik.

6.3 Kivalliq Region

6.3.1 Community Results Discussion: Arviat

The survey frame:

An assessment of under-enumeration during the community visit indicated that there were very few Inuit hunters who were not registered in the Harvest Study. It is estimated that there were five non-Inuit hunters with assigned hunting rights who were not registered, all occasional hunters. As discussed in Section 5.2.1 the effect of this under-enumeration would have led to a downward bias of the harvest estimates. However, the extent of the bias is likely very small since the missing hunters only represent one percent of the total hunter population (Table 10).

Due to the relatively small number of intensive hunters registered in Arviat, the intensive classification was joined with the active classification for the purpose of calculating harvest estimates.

Survey coverage and non-response bias:

Response rates remained high throughout the course of the Harvest Study. Non-response bias was felt to be minimal. As seen in Table 9 the consistent intentional non-response rate in Arviat was low, at 0.3%, and was not thought to be a potential source of non-response bias.

Response rates were felt to be high enough and non-response bias low enough in all years to ensure that n did in fact constitute a sufficiently representative sample of N hunters.

Measurement issues and response error:

It was reported during the community consultations that egg harvests were under-reported. Further details are provided in the community feedback and other sources of data section below. Section 5.4 also contains a thorough discussion of this issue.

As seen in the recall period tables, the vast majority of harvest records were collected within three months of the harvest, thereby minimizing recall error.

There was commercial harvesting of arctic char during the Harvest Study. As seen below in the comments relating to the char harvest, some of the commercial harvest was reported along with the subsistence harvest. Other harvest records indicated that they were commercial and were removed from the database; these can be seen in Table 4.

Community feedback and other sources of data:

1. **Caribou:** Caribou harvesting consisted of barren-ground caribou.
2. **Polar bear:** Numbers displayed are not estimates but confirmed harvest numbers supplied by DSD (DSD PB).
3. **Tundra grizzly:** Harvest estimates seem to be in the right range. Arviat shared a quota of 5 animals with Rankin Inlet, Chesterfield Inlet and Whale Cove. Years with no reported harvest may be inaccurate; however the year 4 estimate of 4 may be high (C.F.).
4. **Arctic fox:** Almost all furs are sold, so in order to verify harvest estimates data were obtained from DSD detailing the number of pelts sold by hunters. DSD reports were available for 1999/2000 and 2000/2001 (years 4 and 5) and indicate that 441 arctic fox pelts were purchased in 1999/2000 (year 4) and 916 were purchased in 2000/2001 (year 5) (note that DSD data are based on harvest years that run from July to June, whereas Harvest Study data are based on harvest years that run from June to May) (DSD FB). The harvest estimate for year 4 appears to be low whereas that for year 5 looks to be accurate.

5 **Wolverine:** The harvest estimate for year 3 seems too high. However, the mean of 9 per year was thought to be accurate (C.F.).

6 **Ringed seal:** Sampling took place from hunter's catches in the fall of 1998, 1999 and 2000 (Cleator, 2001). This may explain the higher numbers during these years. The mean harvest over the five years of the study looks accurate (C.F.).

7 **Harbour seal:** In years where 0 were recorded there were likely some caught but not reported (C.F.).

8 **Walrus:** It is suspected that some walrus were not reported; hunters harvest walrus every year but need to travel to the Rankin Inlet area to do so (C.F.).

9 **Beluga:** The harvest estimate in year 2 seems too high (C.F.). DFO reports the following harvest numbers for beluga (note that DFO data are based on fiscal years, whereas Harvest Study data are based on harvest years that run from June to May) (DFO N/B):

96/97	97/98	98/99	99/00	00/01
100	100	9	58	100

10 **Snow goose:** Harvest estimates seem a little low; the mean harvest should be closer to about 1800 to 2000 per year (C.F.).

11 **Eggs:** Harvest estimates for eggs seem low. It is suspected that hunters were either not reporting eggs or were not counting them and under-estimating how many were gathered. It was also reported during the community visit that hunters do not normally separate out the different types of eggs gathered so the reported species of eggs may not be accurate. Both arctic tern eggs and black guillemot eggs are harvested in large numbers by Arviat residents, however very few were reported during the Harvest Study (C.F.).

12 **Arctic char:** There was some commercial harvest of arctic char during the Harvest Study (DFO F). In assessing the harvest estimates it was thought that the estimates would represent the subsistence harvest and some of the commercial char harvest (C.F.). The Harvest Study Fieldworker reported that most hunters did report their commercial harvest and that some of this harvest would have been sold locally to stores or individuals in Arviat.

13 **Lake trout/cod:** Many of the trout and cod reported during the Harvest Study were caught during fishing derbies. Towards the beginning of the study there were lake trout derbies and in the last few years there were cod derbies held (C.F.).

14 **Arctic grayling:** Higher estimates in years 1 to 3 may have been due to lake trout derbies. Hunters may have caught grayling when fishing for trout (C.F.).

Some species were not reported during the Harvest Study but were harvested by Arviat hunters. The community reports that narwhal were harvested but not reported. Arviat hunters did not have a quota for narwhal but they reported that tags were obtained from other communities for this harvest. However, we were unable to obtain records on the number of narwhal taken during the study. Mussels were also harvested during the study but not reported.

6.3 ᑭᑯᓪᓗᖅ

6.3.1 ᓄᓇᓕᖕᓂ ᓴᖅᑭᑕᐅᔪᓂᒃ ᐅᖃᖃᑎᒌᒋᑎᑦ: ᐊᕐᕕᐊᑦ

ᖃᐅᔨᓴᓂᐅᑉ ᐋᖅᑭᐅᒪᓂᖓ:

ᑐᑭᓯᔭᐅᓇᓱᑦᑎᓪᓗᒋᑦ ᐊᑎᓕᐅᓇᖕᒋᓗᐊᕐᓂᑦ ᓄᓇᓕᑦ ᐳᓚᕋᖅᑕᐅᑎᓪᓗᒋᑦ ᑕᑯᑎᑦᓯᓚᐅᖅᑐᑦ ᖃᑦᑏᓇᐅᓂᖏᓐᓂᑦ ᐃᓄᐃᑦ ᐊᖑᓇᓱᐊᖅᑏᑦ ᑎᑎᕋᖅᑕᐅᓯᒪᖏᑦᑐᓐ ᐊᖑᔭᐅᑭᑦᑐᓂᑦ ᖃᐅᔨᓴᓂᕐᒧᑦ. ᑭᓯᐊᓂᓕ ᓇᓚᐅᑦᑖᕐᑕᐅᔪᖅ ᐊᑕᐅᓯᖅᑕᖃᓚᐅᓇᐊᖓ ᐊᖑᓇᓱᐊᖏᓐᓇᖅᑐᒥᑦ ᐊᒻᒪ ᐱᖓᓱᓂᑦ ᐊᖑᓇᓱᐊᖃᐃᓐᓇᖃᑦᑕᖅᑐᓂᑦ ᑐᓂᔭᐅᓯᒪᔪᓂᑦ ᐊᖑᓇᓱᐊᕈᓐᓇᓂᕐᒧᑦ ᐱᔪᓐᓇᐅᑎᒥᑦ ᑎᑎᕋᖅᑕᐅᓯᒪᓚᐅᖏᑦᑐᓂᑦ. ᐅᖃᐅᓯᐅᒻᒪᑕ ᓈᓴᐅᑎᒥ 5.2.1 ᑕᒪᑐᒪ ᐊᑎᓕᐅᓇᖕᒋᓗᐊᕈᑎᐅᑉ ᐱᒍᑕᐅᓂᖓ ᐊᑦᑎᑯᑦᓕᑎᑦᓯᒪᒐᔭᖅᑐᐃᑦ ᐆᒪᔪᖅᑕᐅᑯᑦᑐᑦ ᖃᑦᓯᐅᑯᓂᖏᓐᓂᒃ. ᑭᓯᐊᓂᓕ, ᖃᓄᑎᒋᐅᓂᖓ ᑭᐅᖃᑕᖏᓐᓂᐅᑉ ᒥᑭᔪᒻᒪᓇᐅᔪᖅ ᑭᖑᑯᑦᐃᓂᖅ ᐊᖑᓇᓱᐊᖅᑎᒥᑦ ᑭᒻᒐᑐᐃᑐᐃᓐᓇᕐᖓᓐ ᐊᑕᐅᓯᕐᒥᑦ ᐳᓯᑦᒥᑦ ᒐᑎᓪᓗᒋᑦ ᐊᖑᓇᓱᐊᖃᑦᑕᖅᑐᖅ (ᐊᑕᐅᓯᖅ 100-ᓂᑦ) (ᓇᓚᖅᒃᖅ 10).

ᖃᑦᑏᓇᐸᓗᓂᖏᓐᓄᑦ ᐊᒃᓱᑲᓪᓗ ᐊᖑᓇᓱᐸᑦᑐᐃᑦ ᐊᑎᖃᖃᑕᐅᔪᑦ ᐊᕐᕕᐊᓂ, ᐊᒃᓱᑲᓪᓗᓂᕋᖅᑕᐅᑭᑦᑐᑦ ᐱᖃᓯᐅᑎᓯᒪᔪᑦ ᓇᓗᓇᐃᕈᑎᖃᖅᑐᓂᒃ ᑕᒫᐸᓗᒃ ᓈᓴᖅᑕᐅᓇᓱᑦᑎᓪᓗᒋᑦ ᖃᑦᑎᐅᑭᓂᖏᑦ ᐆᒪᔪᖅᑕᐅᑭᑦᑐᐃᑦ.

ᖃᐅᔨᓴᖅᑕᐅᔪᑦ ᐊᒻᒪ ᐃᓚᓕᐅᓇᔭᐅᑭᖏᑦᑐᑦ ᑭᐅᓐᖏᑦᑐᑦ:

ᑭᐅᖃᑦᑕᓂᐅᔪᖅ ᖁᑭᓰᓇᑎᓪᓗᒍ ᐊᖑᔭᓂᑦ ᖃᐅᔨᓴᓂᕐᒥ. ᑭᐅᖃᑕᖏᓐᓂᐅᔪᖅ ᒥᑭᓱᒋᔭᐅᓚᐅᖅᑐᖅ. ᑕᑯᑎᑦᓯᒪᒪᑕ ᓇᓚᖅᒃᒥ 9 ᐱᔾᔪᓪᓗᑎᒃ ᑭᐅᑕᐃᓕᓴᐃᓐᓇᐸᑦᑐᑦ ᐊᕐᕕᐊᓂ ᐊᑦᑎᑦᑑᓚᐅᖅᑐᖅ, 0.3%ᒦᑦᑐᓂ, ᐊᒻᒪᓗ ᐃᓱᒪᒋᔭᐅᓚᐅᓐᖏᑦᑐᖅ ᐱᒍᑕᐅᑐᐃᓐᓇᕐᖓᖅᑐᓂᒃ ᑭᐅᓐᖏᑦᑐᓂᒃ ᐃᓚᓕᐅᓇᖕᒋᓗᐊᕐᓂᕐᒧᑦ.

ᑭᐅᓐᖏᑎᒋᓂᖏᑦ ᐊᒥᓲᑦᑎᐊᕋᓱᒋᔭᐅᓚᐅᖅᑐᑦ ᐊᒻᒪᓗ ᑭᐅᓐᖏᑦᑐᑦ ᐅᓄᓗᐊᕋᑎᒃ ᐅᑭᐅᓂ ᑕᒪᐃᓐᓂ ᑖᒃᑯᐊ ᐊᐱᖅᓱᖅᑕᐅᓐᖏᑦᑐᑦ ᖃᑦᑎᐅᓂᖏᑦ ᒥᑦᓴᐅᓯᓯᒪᑦᑎᐊᕐᓂᖏᓐᓂᒃ ᐊᖑᓇᓱᑦᑎᓂᒃ ᐊᑎᖃᖃᑕᐅᔪᓂᒃ.

ᓱᖅᑯᐃᖅᓯᔾᔪᑎᓈᓕᖓᔪᑦ ᐊᒻᒪ ᑭᐅᔾᔪᑎᑦ ᑕᒻᒪᖅᓯᒪᐅᖅᑐᑦ:

ᐅᖃᐅᓯᐅᓚᐅᖅᑐᖅ ᓄᓇᓕᖕᓄᑦ ᐳᓚᕋᖃᑕᓂᕐᒥ ᒪᓐᓂᑦ ᓄᐊᑕᐅᓐᑦᑐᐃᑦ ᖃᑦᑎᓇᐅᑎᑕᐅᓗᐊᖃᑕᓇᐊᖓ ᐅᖃᐅᓯᐅᔪᐃᑦ. ᓇᓗᓇᐃᔭᓇᐊᒃᑲᓂᑭᑎᑦ ᐊᑐᐃᓐᓇᐅᑎᑕᐅᔪᑦ ᓄᓇᓕᖕᓄᑦ ᑭᐅᔾᔪᑎᐅᔪᓂ ᐊᒻᒪᓗ ᐊᓯᖏᓐᓂᑦ ᐊᓪᓚᑕᐅᓯᒪᔪᓂᒃ ᓈᓴᐅᑎᓃᑦᑐᓂᒃ ᐊᑖᓂ. ᐊᕕᑦᑐᖅᓯᒪᔪᐃᑦ 5.4 ᐃᓗᓕᖅᒥᔪᐃᑦ ᐅᖃᖃᑎᒌᔾᔪᑕᐅᓂᖓᓂᑦ ᑲᒪᒋᔭᕆᐊᖃᖅᑑᑦ.

ᑕᐃᒫᒃ ᑕᑯᑎᑦᓯᒻᒪᑕ ᓇᓕᖅᑲᓃᑦᑐᑦ ᐊᑯᑦᑐᓂᖏᑕ ᐃᖅᑲᐅᒪᔭᕆᐊᖃᖅᑉᑦᑕᖏᑕ, ᐊᒥᓲᓂᕐᓴᐅᔪᐃᑦ ᐊᖑᔭᐅᑭᑦᑐᓄᑦ ᑎᑎᖃᔫᑎᐅᔪᐃᑦ ᓄᐊᑕᐅᖃᑕᓚᐅᖅᑐᐃᑦ ᐃᓗᐊᓂ ᐱᖓᓱᓐ ᑕᖅᑭᓐ ᐊᖑᓇᓱᐊᖃᑕᓂᕐᒧᑦ, ᑕᒪᓐᓇ ᐱᓪᓗᒍ ᒥᑭᓪᓕᒋᐊᖅᑎᑦᑎᓂᖅ ᐅᐃᒍᑐᐃᓐᓇᕆᐊᖃᕐᒥᑦ.

ᑮᓇᐅᔭᐅᓕᐅᕈᑕᐅᓇᓱᐊᖅᑐᓂᑦ ᐃᖃᓗᑦᑐᖃᖃᑕᓚᐅᖅᑐᖅ ᐊᖑᔭᓂᑦ ᖃᐅᔨᓴᖅᑐᖃᖅᑎᓪᓗᒍ. ᑕᑯᔪᓐᓇᕋᕐᕕᐅᒃ ᐊᑖᓂ ᐅᖃᐅᓯᒃᓴᐅᔪᓂ ᐃᖃᓗᑦᑕᐅᖃᑕᖅᑐᓄᑦ, ᐃᓚᖏᓐ ᑮᓇᐅᔭᓕᐅᕈᑕᐅᓇᓱᐊᖅᑐᑎᒃ ᐃᖃᓗᑦᑕᐅᔪᐃᑦ ᐅᖃᐅᓯᐅᖃᑕᓚᐅᖅᑐᓐ ᐊᑕᐅᑦᑎᒃᑯᓐ ᓂᕿᓴᐅᔪᓄᑦ. ᐊᓯᖏᑦ ᐃᖃᓗᑦᑕᐅᖃᑦᑕᖅᑐᓄᑦ ᑎᑎᖃᖅᑐᑎᐅᔪᐃᑦ ᓇᓗᓇᐃᕐᔪᔪᐃᑦ ᑮᓇᐅᔭᓕᐅᕈᑕᐅᓇᓱᐊᖅᑐᒥᓂᐅᕆᐊᖓ ᐊᒻᒪ ᐲᖅᑕᐅᓚᐅᖅᑐᓐ ᑎᑎᖃᖅᑐᑎᐅᔪᓂᑦ; ᑕᑯᔭᐅᔪᓐᓇᖅᑐᐃᑦ ᑎᑎᕋᖅᓯᒪᔪᓂ 4-ᒥ.

ᓄᓇᓕᒻᒥ ᑭᐅᔾᔪᑎᑦ ᐊᒻᒪᓗ ᐊᓯᖏᑦ ᐊᓪᓚᑕᐅᓯᒪᔪᑦ:

1 **ᑐᒃᑐᐃᑦ:** ᑐᒃᑐᐃᑦ ᓇᐹᖅᑐᖃᖏᑦᑐᒥᐅᑕᑦ

2 **ᓇᓄᐃᑦ:** ᓈᓴᐅᑎᑦ ᑕᑯᔭᒃᓴᐅᔪᑦ ᒥᑦᓴᐅᓯᕈᑎᑐᐃᓐᓇᐅᖏᑦᑐᑦ ᑭᓯᐊᓂ ᓈᓴᖅᑕᐅᓯᒪᓪᓚᑦᑖᖅᑐᑦ ᓄᓇᕗᑦ ᒐᕙᒪᒃᑯᑦ ᐃᑯᐊᕝᕕᓕᓇᒃᑯᖏᓐᓄᑦ (DSD PB).

3 **ᐊᒃᑕᒃ ᑲᔪᖅ:** ᐱᔭᐅᑭᑦᑐᑦ ᖃᑦᑎᐅᓂᖏᑦ ᓇᓛᓂᕐᑑᔾᔪᔪᑦ. ᐊᕐᕕᐊᑦ ᑎᒍᒥᐊᖃᑕᐅᓚᐅᖅᑐᑦ ᑰᑕᓕᐊᖑᓯᒪᔪᓂᒃ ᑕᓪᓕᒪᓂᒃ 5 ᑲᖏᖅᓱᓂᕐᒧᑦ, ᐃᒃᓗᓕᒐᔪᖑᑦ ᐊᒻᒪᓗ ᑎᑭᕋᔪᐊᕐᒧᑦ. ᐅᑭᐅᖏᓐᓂ ᐅᖃᐅᓯᐅᓯᒪᖕᖏᑎᓪᓗᒋᑦ ᑕᒻᒪᖅᓯᒪᖅᑰᖅᑐᑦ; ᑭᓯᐊᓂ ᐅᑭᐅᖓᓐᓂ 4 ᒥᑦᓴᐅᓯᖅᑕᐅᓯᒪᔪᑦ ᑎᓴᒪᑦ 4 ᖁᑎᓗᐊᖅᐸᓪᓚᐃᔪᑦ (C.F.).

4 **ᑎᓇᖓᓂᐊᖅ:** ᑕᒪᒥᑲᓴᒃ ᑎᓇᖓᓂᐊᔭᐃᑦ ᓂᐅᕈᑕᐅᑦᑐᑦ, ᑕᐃᒪᐃᒻᒪᑦ ᓇᓗᓇᐃᖅᓯᕕᐅᓯᐊᓚᐅᖅᑐᑦ ᐃᑯᐊᕝᕕᓕᓇᒃᑯᑦ ᓈᓴᐅᑎᖏᓐᓂᒃ ᓂᐅᕈᑕᐅᑦᑐᒥᓂᕐᓄᑦ ᐊᖑᓇᓱᑦᑎᓄᑦ ᑎᓇᖓᓂᐊᔭᐃᑦ. ᐃᑯᐊᕝᕕᓕᓇᒃᑯᑦ ᑎᑎᖅᓯᒪᔭᖏᑦ ᐊᑐᐃᓐᓇᐅᓚᐅᖅᑐᑦ ᐅᑭᐅᓄᑦ 1999/2000 ᐊᒻᒪ 2000/2001 (ᐅᑭᐅᖏᓐᓂ 4 ᐊᒻᒪ 5) ᓇᓗᓇᐃᖅᓯᒪᓪᓗᑎᓪᓗ 441ᓂᒃ ᑎᓇᖓᓂᐊᔭᓂᒃ ᓂᐅᕕᓚᐅᖅᑐᒥᓂᐅᓂᖏᓐᓂᒃ 1999/2000ᒥ (ᐅᑭᐅᖓᓐᓂ 4) ᐊᒻᒪᓗ 916ᓂᒃ ᓂᐅᕕᖅᑐᒥᓂᐅᓪᓗᑎᒃ 2000/2001ᒥ (ᐅᑭᐅᖓᓐᓂ 5) (ᖃᐅᔨᒪᒋᑦ ᐃᑯᐊᕝᕕᓕᓇᒃᑯᑦ ᓈᓴᐅᑎᖏᑦ ᒪᓕᒻᒪᑦ ᐱᒋᐊᕐᕕᖃᖅᑐᒥᒃ ᔪᓚᐃᒥᑦ ᔫᓂᒧᑦ, ᖃᐅᔨᓴᓂᒧᓪᓕ ᐊᓪᓚᑕᐅᓯᒪᔪᐃᑦ ᒪᓕᒻᒪᑦ ᐱᒋᐊᕐᕕᒋᓪᓗᒍ ᔪᓂᒥᑦ ᒪᐃᒧᑦ) (DSD FB). ᑎᓇᖓᓂᐊᖅᑕᒥᓂᑦ ᐅᑭᐅᖓᓐᓂ 4 ᐊᑦᑎᑦᑑᔾᔭᖅᑐᖅ ᐅᑭᐅᖓᓄᓪᓕ 5 ᒥᑦᓯᖃᑦᓯᐊᖅᑑᔾᔭᖅᑐᑎᒃ.

[5] **ᖃᕝᕕᑦ:** ᖃᕝᕕᑦᑕᐅᔪᒥᓂᑦ ᐅᑭᐅᖓᓐᓂ 3 ᖁᑦᑎᓗᐊᖅᑑᔾᔭᖅᑐᑦ. ᑭᓯᐊᓂ ᓇᓛᓃᑦᑐᓇᑦᓯᓂᖅᓴᐅᓚᐅᖅᑐᑦ 9ᓂᒃ ᐱᖃᑦᑕᑦᓴᐅᓂᖏᓐᓂᒃ ᐅᑭᐅᑕᒫᑦ (C.F.).

[6] **ᓇᑦᓯᑦ:** ᖃᐅᔨᓴᕐᓴᓂᒃ ᐱᖃᑦᑕᒃᐃᓐᓇᓚᐅᖅᓯᒪᔪᑦ ᐊᖑᓇᓱᑎᓄᑦ ᓇᑦᓯᖅᑕᐅᔪᓂᑦ ᐅᑭᐊᒃᓴᕋᖓᑦ 1998ᒥ, 1999ᒥ ᐊᒻᒪᓗ 2000ᒥ, ᑭᓛᑐᕐ (Cleator, 2001). ᑕᒪᓐᓇ ᐱᔾᔪᑕᐅᖅᑰᖅᑐᖅ ᐅᓄᓐᓂᖅᓴᐅᔾᔭᖅᓯᒪᓂᖏᑦ ᐅᑭᐅᓂ ᑕᐃᑲᓂ. ᐅᑭᐅᑦ ᑕᓪᓕᒪᑦ ᐊᓂᒍᕋᓯᓐᓂᖏᓐᓂ ᖃᑦᑎᐅᒐᔪᑉᐸᓐᓂᖏᑦ ᒥᑦᓯᖃᑦᓯᐊᖅᑑᔾᔭᖅᑐᑦ (C.F.).

[7] **ᖃᓯᒋᐊᑦ:** ᐅᑭᐅᓂ ᐊᓪᓚᓯᒪᓐᖏᑎᓪᓗᒋᑦ ᖃᑦᑎᓂᒃ ᐱᔪᖃᖅᑐᑦᓴᐅᓚᓐᓂᒥᔫᒐᓗᐊᖅ ᐅᖃᐅᓯᐅᓐᓂᖏᑦᑐᓂᒃ (C.F.).

[8] **ᐊᐃᕕᑦ:** ᑲᖏᒋᔭᐅᔪᖅ ᐃᓚᖏᑦ ᐊᐃᕝᕚᑦᑕᐅᕝᕚᑦᑐᒥᓂᑦ ᐅᖃᐅᓯᐅᖃᑦᑕᓂᖏᒻᒪᑕ; ᐊᓯᕝᕚᖅᑎᑦ ᐊᐃᕝᕚᖃᑦᑕᓲᖑᔪᑦ ᐊᕐᕌᒍᑕᒫᑦ ᑲᖏᖅᓱᓂᐅᑉ ᖃᓂᒋᓂᖅᓴᖓᓄᑦ ᐊᐃᔭᓇᖃᖅᐸᒃᑲᒥᒃ (C.F.).

[9] **ᕿᓚᓗᒐᐃᑦ:** ᐊᖑᓇᒃᑕᐅᕝᕚᑦᑐᑦ ᖃᑦᑎᐅᓂᖏᑦ ᐅᑭᐅᖓᓂ 2 ᐅᓄᓗᐊᖅᑑᔾᔭᖅᑐᑦ (C.F.). ᐃᒪᑦᒥᐅᑕᓕᓇᔨᒃᑯᓐᓄᑦ ᐅᑯᐊ ᑎᑎᖅᑕᐅᓯᒪᔪᑦ ᓈᓴᐅᑎᑦ ᕿᓚᓗᒐᖅᑕᐅᕝᕚᑦᑐᓂᒃ (ᖃᐅᔨᒪᒋᑦ ᐃᒪᑦᒥᐅᑕᓕᓇᔨᒃᑯᑦ ᓈᓴᐅᑎᖏᑦ ᒪᓕᒻᒪᑕ ᑮᓇᐅᔭᖅᑑᑎᒋᕝᕚᑦᑕᒥᑕ ᐅᑭᐅᖏᓐᓂᒃ, ᐆᒪᔪᖅᑕᐅᕝᕚᑦᑐᓂᓪᓕ ᐊᓪᓚᓯᒪᔪᖏᑦ ᒪᓕᖓᑦᒪᑕ ᐱᒋᐊᕐᕕᖃᖅᑐᑎᒃ ᔪᓂᒥᑦ ᒪᐃᒧᑦ) (DFO N/B):

96/97	97/98	98/99	99/00	00/01
100	100	9	58	100

[10] **ᑲᖑᐃᑦ:** ᑲᖑᖅᑕᐅᕝᕚᑦᑐᑦ ᓇᓕᖏᑦ ᐊᑦᑎᓗᐊᒐᓚᑦᑑᔾᔭᖅᑐᑦ; ᐊᕐᕌᒍᑕᒫᑦ ᐱᔭᐅᒐᔪᒃᑐᑦ ᑕᒫᓅᓂᖅᓴᐅᕝᕚᓪᓚᐃᔪᑦ 1800ᖏᓐᓂᑦ 2000ᒧᑦ (C.F.).

[11] **ᒪᓂᑦ:** ᒪᓂᑕᖅᑕᐅᕝᕚᑦᑐᑦ ᓇᓕᖅᑲᖏᑦ ᐊᑦᑎᓗᐊᖅᑰᔨᔪᑦ. ᑲᖏᒋᔭᐅᔪᖅ ᐊᖑᓇᓱᑎᑦ ᐅᖃᖅᐸᓚᐅᖏᓐᓂᖏᓐᓂᒃ ᒪᓂᑕᖅᐸᑦᑕᒥᓐᓂᒃ ᐅᕝᕚᓗ ᓈᓴᖅᐸᖏᑦᑐᒋᑦ ᐊᒻᒪᓗ ᑐᖓᐅᓗᐊᖅᐸᑦᑐᒋᑦ ᖃᑦᓯᐅᕝᕚᓂᖏᑕ ᒪᓂᑕᖅᑕᐅᔪᒥᓂᑦ. ᐅᖃᐅᓯᐅᓚᐅᖅᑐᖅ ᓄᓇᓕᑦ ᐳᓚᕋᖅᑕᐅᑎᓪᓗᒋᑦ ᐊᖑᓇᓱᑎᑦ ᐊᔾᔨᒌᓐᖏᓕᖅᑎᑦᓯᕝᕚᓐᖏᓐᓂᖏᓐᓂᒃ ᖃᓄᐃᑦᑐᓂᒃ ᒪᓂᑕᖅᑐᒥᓂᐅᒋᐊᖏᓐᓂᒃ ᑕᐃᒪᐃᒻᒪᑦ ᐃᓚᖏᑦ ᐅᖃᐅᓯᐅᓯᒪᔪᒥᓂᑦ ᒪᓂᑦ ᖃᓄᐃᑦᑑᒋᐊᑦᓴᖏᓐᓂᒃ ᑕᒻᒪᖅᓯᒪᐅᑐᐃᓐᓇᕝᕚᖅᑐᑦ. ᑕᒪᒃᑭᒃ ᐃᒥᖅᑰᑕᐃᓚᐃᑦ ᒪᓂᖏᑦ ᐊᒻᒪᓗ ᐱᑦᓯᐅᓚᑦ ᒪᓂᖏᑦ ᐱᔭᕇᔪᕝᕚᑦᑐᑦ ᐊᕐᕕᒥᐅᓄᑦ, ᑭᓯᐊᓂ ᐅᓄᖏᑦᑐᑯᓗᐃᑦ ᐅᖃᐅᓯᐅᓚᐅᖅᑐᑦ ᖃᐅᔨᓴᕐᓂᖅᑎᓪᓗᒍ (C.F.).

[12] **ᐃᖃᓗᐃᑦ:** ᓂᐅᕿᑎᑦᓴᓂᒃ ᐃᖃᓗᓱᑦᑐᖅᑐᖅᐸᓚᐅᖅᑐᖅ ᖃᐅᔨᓴᕐᓂᖅᓂᖓᓂ (DFO F). ᑐᑭᓯᓇᓱᑦᑐᒋᑦ ᐃᖃᓗᒃᑕᐅᕝᕚᑦᑐᒥᓂᑦ ᓈᓴᐅᑎᖏᑦ ᐃᓱᒪᒋᔭᐅᓚᐅᖅᑐᖅ ᒥᑦᓴᐅᓯᒪᒐᔭᕐᓂᖏᓐᓂᒃ ᓂᕿᑦᓴᑖᖓᕝᕚᑦᑐᓂᒃ ᐊᒻᒪᓗ ᐃᓚᖏᓐᓂᒃ ᓂᐅᕿᑎᑦᓴᓕᐊᖑᕝᕚᑦᑐᓂᒃ (C.F.). ᐳᓚᕋᖅᑎ ᐅᖃᐅᓯᖃᓚᐅᖅᑐᖅ ᐅᓄᓂᖅᓴᐃᑦ ᐃᖃᓗᒐᓱᑦᑎᑦ ᐅᖃᐅᓯᖃᖅᐸᓚᐅᕝᕚᓂᖏᓐᓂᒃ ᓂᐅᕿᑎᒃᓴᒧᑦ ᐃᖃᓗᒃᑕᒥᓂᖏᓐᓂᒃ ᐊᒻᒪᓗ ᐃᓚᖏᑦ ᓂᐅᐃᖅᑕᐅᔪᑦᓴᒥᓂᐅᓪᓗᑎᒃ ᓄᓇᓕᒻᒥ ᓂᐅᐃᖅᕐᖁᑎᒋᔭᐅᔪᓄᑦ ᑭᒃᑯᓐᓄᓘᓐᓂᑦ ᐊᖅᐊᓂ.

[13] **ᐃᓲᕋᐃᑦ ᐆᒐᐃᑦ:** ᐅᓄᖅᑐᑦ ᐃᓲᕋᐃᑦ ᐆᒐᐃᓪᓗ ᐊᓪᓚᑕᐅᔪᒥᓂᑦ ᖃᐅᔨᓴᕐᓂᖅᑎᓪᓗᒍ ᐱᔭᕇᓚᐅᖅᑐᑦ ᐃᖃᓗᓕᐅᑎᔪᖃᓕᕋᐃᒻᒪᑦ. ᐱᒋᐊᕐᓂᖓᓂ ᖃᐅᔨᓴᕐᓂᐅᑉ ᐃᓱᕐᓕᐅᑎ-ᔪᖅᖅᐸᓚᐅᖅᑐᓂ ᐊᒻᒪᓗ ᐅᑭᐅᑦ ᑭᖑᓪᓕᖅᐹᖏᓐᓂ ᐆᒐᓕᐅᑎᔪᖅᖅᐸᑦᑐᓂ (C.F.).

[14] **ᓱᓗᒃᐸᐅᒐᐃᑦ:** ᐅᓄᓂᖅᓴᐅᓂᖏᑦ ᓈᓴᖅᑕᐅᓯᒪᔪᑦ ᐅᑭᐅᖏᓐᓂ 1ᒥᑦ 3ᒧᑦ ᐱᔾᔪᑎᖅᖅᑰᖅᑐᑦ ᑕᐃᑲᓂ ᐃᓲᕋᕐᓂᐊᓕᐅᑎᔪᖅᖅᐸᓚᐅᕝᕚᓂᖓᓂᒃ. ᐃᖃᓗᒐᓱᑦᑎᑦ ᐱᓕᑦᑐᑦᓴᐅᓚᐅᕝᕚᑦᑐᒥᔪᑦ ᑲᕕᓯᓚᓐᓂᒃ ᐃᓲᕋᕐᓂᐊᖅᑎᓪᓗᒋᑦ (C.F.).

ᐃᓚᖏᑦ ᓂᕐᔪᑎᑦ ᐅᖃᐅᓯᐅᓚᐅᕝᕚᖏᑦᑐᑦ ᖃᐅᔨᓴᕐᓂᖅᑎᓪᓗᒍ ᐱᔭᐅᓚᒃᑲᓗᐊᖅᑐᑎᒃ ᐊᕐᕕᐊᒥᐅᓄᑦ. ᓄᓇᓕᑦ ᐅᖃᓚᐅᖅᑐᑦ ᑑᒐᓕᖅᑐᖅᐸᓚᐅᕝᕚᓂᒃ ᐅᖃᐅᓯᐅᓚᕋᑎᒃ. ᐊᕐᕕᐊᒥᐅᑉ ᑰᑕᓄᑦ ᓂᕐᕕᖓᑖᓂᒃ ᐱᓯᒪᑦᑎᓚᐅᕝᕚᖏᑦᑐᑦ ᑭᓯᐊᓂ ᐅᖃᓚᐅᕐᒥᔪᑦ ᓂᕐᕕᖓᑖᓂᒃ ᖃᐃᑦᑎᔭᐅᓚᑦᑐᒥᓂᐅᓂᖏᓐᓂᒃ ᓄᓇᓕᓂᑦ ᐊᓯᖏᓐᓂᑦ. ᑭᓯᐊᓂᑦᑕᐅᖅ, ᓇᕝᕚᕈᓐᓇᓚᐅᕝᕚᖏᑦᑐᒍ ᐊᓪᓚᓯᒪᔪᖃᕐᒪᖔᑦ ᐊᓪᓚᕝᕚᒍᐊᖅᑕᐅᔪᒥᓂᕐᓂᒃ ᖃᐅᔨᓴᕐᓂᖅᑎᓪᓗᒍ. ᐅᕕᓗᐃᑦᑕᐅᖅ ᐱᔭᐅᓚᓐᓚᐅᕐᒥᔫᒐᓗᐊᑦ ᐅᖃᐅᓯᐅᓚᕋᑎᒃ.

6.3 Kivalliq

6.3.1 Nunanit Iniktigutait Ukauhiit: Arviat

Ihivgiuktit Atugutait:
Ihivgiufaakhimayut ataani naunaiyakhimayut nunamut pulaakhimatitluni takuhimayuk ikitut Inuit umayukhiuktit titigakhimaitut Umayukhiukhimayut Ihivgiuktitlugit. Naunaiyakhimayuk talimat Inuinaungitut umayukhiuktit tuniyauhimayut inminiigutinik titigaktauhimaitut, tamamik ilaani umayukhiukataktut. Ukakhimayut ilangani 5.2.1 ikpinagutait hamna ataani naunaiyautaini pilaaktut ataanut ihumagiyainik umayukhiukhimayut naunaiyautaini. Kihimi angitjutait ihumagiyauyut mikiyut ilaungituk umayukhiuktit pihimamat 1%mik tamaat umayukhiuktinit (ikpatauyak 10).

Mikiyuumata amigaitjutait umayukhiukatainaktut titigakhimayut Arviami, umayukhiukatainaktut naunaiyautait katitikhimayut umayukhiukataktut naunaiyautait atugutaini pihimayuni umayukhiukhimayut naunaiyautaini.

Ihivgiugutingit ovalo kiuyuitut ihumagiyait:
Kiuhimayut naunaiyautait amigaiginaktut tamaat Umayukhiukhimayut Ihivgiuktitlugit. Kiuyuitut ihumagiyait ihumagiyauyut mikiyut. Takuhimapluni ikpatauyami 9 pikataktut kiuyuitut naunaiyautait Arviami ikitut 0.3%mi ovalo ihumagiyaungituk pilaaktuni pihimayaini kiuyuitut ihumagiyaini.

Kiuhimayut naunaiyautait ihumagiyauyut angiyut ovalo kiuyuitut ihumagiyait mikiyut piyaami nni pihimayut nakuuymik ilaukataut jutaini uktugutait Nni umayukhiuktinit.

Atugutingit ihumagiyait ovalo kiuhimayut ihuinaagutait:
Tuhaktitihimayut nunamut ukakatihimatitlugit maniit pikiutakhimayut ataani tuhaktitihimayut. Ukautingit pihimayut nunanit ukautaini ovalo aalat pihimayaini katitikhimayuni ilangani hamani. Ilangani 5.4 pihimayutlu ukautitiagutaini hamna ihumagiyauyuni.

Takuhimayut utiktitihimayuni ubluit ikpatauyani, amigaitut umayukhiukhimayut titigait katitikhimayut iluani pingahut tatkikhiutin umayukhiukhimayaini, taimaimat mikiyut utiktitihimayut ihuinaagutait.

Kinauyaliugutit umayukhiuktuni ikalivinik Umayukhiukhimayut Ihivgiuktuni. Takukhauyuk hamani ukautini mikhaanut ikaliviit pikatakhimayut, ilangit kinauyaliugutit umayukhiukhimayuni tuhaktitihimayut ilauplutik atuktakhaini umayukhiukhimayuni. Aalat umayukhiukhimayut titigait pihimayut kinauyaliukhimayut ovalo unguvakhimayut katitikhimayunit; hapkoa takulaaktut ikpatauyami 4mi.

Nunanit Ukakhimayut ovalo aalani atugutaini katitikhimayuni:

1. **Tuktut:** Tuktut umayukhiukataktait ilauyut nunani tuktut.
2. **Nanuit:** Amigaitjutait takukhauyut naunaiyautaungitut kihimi pihimayut umayukhiukhimayut amigaitjutait tunihimayait DSDkut (DSD PB).
3. **Akhat:** Umayukhiukhimayut naunaiyautait naamaktut. Arviat atukatigiyait kotanik talimanik akhanik Kangiklinikmut, Igluligaajukmut ovalo Titigakyuamutlu. Ukiuni tuhaktitiyauhimaitumik umayukhimayaminik ihuinaakhimayu, kihimi ukiumi 4mi hitamamik akhakhimayut angiyut (C.F.).
4. **Tigiganiat:** Tamamivyak amiit niuviktauvaktut, taimaimat naunaiyagiami umayukhiukhimayut naunaiyautait katitikhimayut pihimayut DSDkunit titigakhimayut amigaitjutait amiit niuviktauhimayut umayukhiuktinit. DSDkut tuhaktitihimayut ukini 1999/2000mit ovalo 2000/2001mit (ukiumi 4 ovalo 5) ovalo naunaiyakhimayut 441nik tigiganiat amiit niuviktauhimayut 1999/2000mi (ukiumi 4) ovalo 916nik niuviktauhimayut 2000/2001mit (ukiumi 5) (nalungilutit DSDkut katitikhimayait atukhimayut umayukhiukhimayut ukiungani Julymit Junemut, Umayukhiukhimayut Ihivgiugutait katitikhimayut atukhimayut umayukhiukhimayut ukiungani Junemit Maymut) (DSD FB). Umayukhiukhimayut naunaiyautait ukiumi 4mi takukhauyut mikiyut, kihimi ukiumi 5mi naamaktut.

5 **Kalviit:** Umayukhiukhimayut naunaiyautait ukiumi 3 angiyut. Kihimi angitjutait 9nik ukiumi tamaat ihumagiyauyut naamaktut (C.F.).

6 **Natinaat:** Uktugutit pihimayut umayukhiuktit piyainit ukiakhami 1998mi, 1999mi ovalo 2000mi (Cleator, 2001). Hamna pihimayunakhiyuk angitjutigiyait amigaitjutaini hapkoa ukiuni. Angitjutait umayukhiukhimayut talimani ukiuni ihivgiukhimayut naamaktut (C.F.).

7 **Qanigiaq:** Ukiuni titigakhimayut pingitut, piyunakhiyuugaluit kihimi tuhaktitiyaungitut (C.F.).

8 **Akviit:** Ihumagiyauyut akvikhimayut tuhaktitiyaungitut; umayukhiuktit pivaktait akviit tamaat ukiuni kihimi autlaakpaktut hanianut Kangiklinikmut piyumagumik (C.F.).

9 **Kilalugait:** Umayukhiukhimayut naunaiyautait ukiumi 2 angiyut (C.F.). DFOkut tuhaktitihimayut hapkoa umayukhiukhimayut amigaitjutait kilalugat (nalungilutit DFOkut katitikhimayait atukpaktut iniktigutaini ukiungit, Umayukhiukhimayut Ihivgiukhimayut katitkhimayut atukpaktut umayukhiukhimayut ukiunganik Junemit ovalo Maymut) (DFO N/B):

96/97	97/98	98/99	99/00	00/01
100	100	9	58	100

10 **Kanguq:** Umayukhiukhimayut naunaiyautait mikiyut; angitjutait umayukhiukhimayut kanitunakhiyut 1,800nit 2,000mut ukiuk tamaat (C.F.).

11 **Maniit:** Umayukhiukhimayut naunaiyautait maniini mikiyut. Ihumagiyauyuk umayukhiuktit pikatangitunakhiyut tuhaktitiyuitumik maniit ovaluniit naunaiyakhimaimata ovalo ataani naunaiyakhimayut kafit katitikpaktut. Tuhaktitihimayutlu nunani pulaakhimapluni umayukhiuktit pikatayuitut aviktuklugit aalatkiit maniit pikukhimayut, taimaimat tuhaktakhat kanugitut tinmiat maniit ihuinaakhimayunakhiyut. Tamamik Imitkutailat maniit ovalo black guillemot maniit pikukhimayut amigaitunik Arviamiunit, kihimi ikitut tuhaktitihimayut Umayukhiukhimayut Ihivgiuktitlugit (C.F.).

12 **Ikaliviit:** Kinauyaliugutinik ikalukhiukpatut ikalivinik Umayukhiuhimayut Ihivgiuktitlugit (DFO F). Ihivgiufaakhimayuni umayukhiukhimayut naunaiyautait ihumagiyauyut naunaiyautait pihimayunakhiyut atuktakhainik umayukhiukhimayuni ovalo ilangit kinauyaliukhimayut ikalivinik ikalukhimayaini (C.F.) Umayukhiukhimayut Ihivgiuktit havaktiit tuhaktitihimayut amigaitut umayukhiuktit tuhaktitihimayut kinauyaliugutait ikalukhimayaminik ovalo ilangit ikalukhimayut niuviktauhimayut nunamini niuvikvimut ovaluniit Inunut Arviami.

13 **Ikalukpiit/ugat:** Amigaitut ikalukpiit ovalo ugat tuhaktitihimayut Umayukhiukhimayut Ihivgiuktitlugit pihimayut takhinahuaktuni ikalukhiutuni. Pilihaaliktitlugit ihivgiuktut ikalukpiit takhinahuaktuni ovalo kingulimi ukiuni ugat takhinahuaktun uganik pivaktut (C.F.).

14 **Hulupaugaq:** Angiyut naunaiyautait ukiumi 1mit 3mut pihimayut ikalukpinik takhinahuaktunit. Umayukhiuktit pivaktut hulupaugaq ikalukhiuktitlugit ikalukpinik (C.F.).

Ilangit umayut tuhaktitiyauyuitut Umayukhiukhimayut Ihivgiuktitlugit kihimi umayukhiukhimayut Arviamiut umayukhiuktinit. Nunani tuhaktakhat tuugaat umayukhiukpaktut kihimi tuhaktitauyuitut. Arviamiut kotakangitut tuugaanik kihimi tuhaktitihimayut atugutainik pivaktut aalanit nunanit hamna umayukhiukhimayunik. Kihimi pingitugut tuhaktakhainik amigaitjutainik tuugaat pivaktait ihivgiuktitlugit. Uviluvaluit umayukhiuhimayut ihivgiuktitlugit kihimi tuhaktititauyuitut.

TABLE/ᓇᓗᓇᐃᔭᐅᑦ/NAUNAIKUTA 507

Monthly harvest estimates — **Year 1 (June 1996 - May 1997)**

ᑕᕿᑕᒫᑦ ᐊᖑᔭᓄᑦ ᓇᓚᐅᑦᓵᕐᑏᑦ — **ᐊᒻᕋᒍ 1 (ᔪᓂ 1996 - ᒪᐃ 1997)**

Tatkiktamat nahaktauvaktun — **Ukiunga 1 (June 1996 - May 1997)**

Month/ᑕᕿᖓ/Tatkia			JUN ᔪᓂ	JUL ᔪᓚᐃ	AUG ᐊᐅᒻᒍᑎ	SEP ᓱᑎᒻᐱᓇ	OCT ᐅᑦᑐᐱᓇ	NOV ᓄᓇᒻᐱᓇ	DEC ᑏᓯᒻᐱᓇ	JAN ᔫᓐᓄᐊᓇ	FEB ᓈᕝᕗᐊᓇ	MAR ᒫᕐᓯ	APR ᐃᑦᓇᓕ	MAY ᒪᐃ	Total ᑲᑎᑦᑐᒋᑦ Tamakiklugin ± 95% CI
Species	**ᐆᒪᔪᑦ**	**Umajuin**													
Caribou	ᑐᒃᑐᐃᑦ	Tuktut	141	190	490	428	435	202	178	118	144	146	167	217	2,856 ± 260
Polar bear‡	ᓇᓄᐃᑦ‡	Nanuit‡						2	2						
Tundra grizzly	ᐊᒃᓚᐃᑦ	Akhait					1								1 ± 2
Wolf	ᐊᒪᕈᐃᑦ	Amagut	2					23	29	3		2	11	2	72 ± 36
Arctic fox	ᑎᓇᒐᓐᓂᐊᑦ	Tigiganiat						68	72	27	19	62	66		314 ± 100
Wolverine	ᖃᑉᐋᑦ	Kalvik						1				2	2		5 ± 4
Ringed seal	ᓇᑦᓱᑦ	Natiinat												8	8 ± 12
Snow goose	ᑲᖑᐃᑦ	Kanguq	15												15 ± 12
Canada goose	ᓂᑦᓗᑦ ᐅᓗᐊᒍᓐᓗᑦ	Nikliknik	100			4								2	106 ± 39
Ptarmigan	ᐊᕿᒻᒋᑦ	Akilgik									26				26 ± 36
Goose eggs	ᑲᖑᐃᑦ ᒪᓐᓂᖅᑭᑦ	Uluaguliit manniit	13	41											54 ± 60
Arctic char	ᐃᖃᓗᒃᐲᑦ	Ikaliviit	748	99	138	1	20	120					9	22	1,157 ± 289
Lake trout	ᐃᓱᕋᐃᑦ	Ikalukpik	1,146	386	321	92	701	143	126	52	44	51	183	550	3,795 ± 683
Arctic grayling	ᓱᓗᒃᐸᐅᒐᐃᑦ	Hulupaugaq	8	227	287		509								1,031 ± 566
Whitefish	ᑲᕕᓯᓖᑦ	Kapihiliit			5			418	29						452 ± 464

‡ Polar bear data supplied by DSD.

‡ ᓇᓄᑦᓄᑦ ᑎᑎᕋᑦᑕᒪᔪᑦ ᑐᓂᔭᖅᑭᑦ ᐅᑯᐊ ᐃᑯᐱᕐᕕᓕᕆᔨᑦ.

‡ Nanuin nahagaumajut pijauhimajut Ikupiktulikijinik.

6.3.2

TABLE/ᓇᓗᓇᐃᔭᐅᑦ/NAUNAIKUTA 508

Monthly hunter response — **Year 1 (June 1996 - May 1997)**

ᑕᕿᑖᒪᑦ ᐊᖑᓇᓱᒃᑏᑦ ᑭᐅᓂᖏᑦ — **ᐊᒻᕐᒍ 1 (ᔪᓂ 1996 - ᒪᐃ 1997)**

Tatkiktaman pijauhimajut angunahuktinun — **Ukiunga 1 (June 1996 - May 1997)**

Month/ᑕᕿᖓ/Tatkia			JUN ᔪᓂ	JUL ᔪᓚᐃ	AUG ᐊᐅᒻᒍᑎ	SEP ᓱᑎᒻᐱᓇ	OCT ᐅᑦᑐᐱᓇ	NOV ᓄᓇᒻᐱᓇ	DEC ᑏᓱᒻᐱᓇ	JAN ᒎᓐᓄᐊᓇ	FEB ᓈᕝᕗᐊᓇ	MAR ᒪᕐᓯ	APR ᐃᕐᓇᓕ	MAY ᒪᐃ	Total ᑲᑎᑦᑐᒋᑦ Tamakiklugin
Hunter Response Categories	ᐊᖑᓇᓱᒃᑏᑦ ᑭᐅᓂᖏᑦ ᐊᒻᒍᕐᓯᒪᓂᖏᑦ	**Angunahukpaktun Kiujait**													
Monthly hunter list	ᑕᕿᑖᒪᑦ ᐊᖑᓇᓱᒃᑏᑦ	Tatkitaman angunahuktut titigait	326	326	325	325	325	324	323	321	321	321	320	319	327*
Interview list	ᐊᐱᕐᓱᕐᖓᑦ	Apikiktan	218	217	216	216	216	215	214	213	213	213	212	211	218*
Hunters interviewed	ᐊᖑᓇᓱᒃᑏᑦ ᐊᐱᕐᓱᕐᑕᑦ	Angunahuktin apikhuktan	185	175	180	177	173	174	175	174	167	170	167	166	208*
Harvested	ᐊᖑᓇᓱᒃᑐᒥᓃᑦ	Angujaujut	88	41	62	56	46	35	34	27	24	30	39	43	138*
Response rate (%)	ᑭᐅᔪᑦ ᖃᕐᓯᐅᓂᖏᑦ (%)	Kiujut (%)	85	81	83	82	80	81	82	82	78	80	79	79	81**

* Hunters registered/on interview list/interviewed/harvested at least once during the year.
** Mean monthly response rate.

* ᐊᖑᓇᓱᒃᑏᑦ ᐊᑎᓕᐅᕐᓯᒪᔪᑦ/ᐊᐱᕐᓱᕐᖓᓃᑦᑐᑦ/ᐊᐱᕐᓱᑦᑕᑦ/ᐊᖑᓇᓱᒃᑐᒥᓃᑦ ᐊᑕᐅᓯᐊᕐᓗᖅ ᐊᑦᑐᑎᒃ ᐊᒻᕐᒍᒥ.
** ᐊᔾᔨᒌᓕᑎᓯᒪᔪᑦ ᑕᕿᑖᒪᑦ ᑭᐅᔪᑦ.

* Angunahuktin atiliukhimajut/apikhiktaujukhat/apikhiktaunikut/anguhimajut talvani ukiumi.
** Talvani angunahuknami kiujutaumajut.

TABLE/ᓇᓗᓇᐃᔭᐅᑦ/NAUNAIKUTA 509

Recall period between harvest and interview, expressed as % of total harvest records — **Year 1 (June 1996 - May 1997)**

ᐅᑎᕐᕕᐅᔪᑦ ᐊᑯᕐᖓᓂ ᐊᖑᓇᓱᒃᓂᖓᑕ ᐊᒻᒪᓗ ᐊᐱᕐᓱᕐᑕᐅᓂᖓᑕ, ᓇᓗᓇᐃᕐᑕᑦ ᐃᒫᒃ % ᑲᑎᑦᑐᒋᑦ ᐊᖑᓇᓱᒃᑕᑦ ᑎᑎᕐᕐᑕᐅᒪᔪᑦ — **ᐊᒻᕐᒍ 1 (ᔪᓂ 1996 - ᒪᐃ 1997)**

Itkaumajaujut angunahuktunun apihijauvaktunutlu, kanuk amigaitiginit tamakiklugin angujauhimajut — **Ukiunga 1 (June 1996 - May 1997)**

Month/ᑕᕿᖓ/Tatkia			JUN ᔪᓂ	JUL ᔪᓚᐃ	AUG ᐊᐅᒻᒍᑎ	SEP ᓱᑎᒻᐱᓇ	OCT ᐅᑦᑐᐱᓇ	NOV ᓄᓇᒻᐱᓇ	DEC ᑏᓱᒻᐱᓇ	JAN ᒎᓐᓄᐊᓇ	FEB ᓈᕝᕗᐊᓇ	MAR ᒪᕐᓯ	APR ᐃᕐᓇᓕ	MAY ᒪᐃ	Total ᑲᑎᑦᑐᒋᑦ Tamakiklugin
Recall Period	ᐅᑎᕐᕕᐅᔪᑦ	**Pigiakvia**													
≤ 3 months	≤ 3 ᑕᕿᑦ	≤ tatkin pingahut	53	39	38	44	77	49	36	30	45	65	54	62	50
4-6 months	4-6 ᑕᕿᑦ	tatkin hitaman 6nut	27	49	44	35	8	27	48	40	18	6	8	7	28
> 6 months	> 6 ᑕᕿᑦ	> 6 tatkin	20	13	18	21	14	24	16	30	38	29	38	32	22

TABLE/ᓇᓗᓇᐃᔭᐅᑦ/NAUNAIKUTA 510

Number of hunters harvesting each species — **Year 1 (June 1996 - May 1997)**

ᖃᑦᓯᐅᓂᖏᑦ ᐊᖑᓇᓱᒃᑏᑦ ᐊᖑᓇᓱᒃᐸᑦᑐᑦ ᐊᑐᓂᒃ ᐆᒪᔪᑦᓂᒃ — **ᐊᒡᕐᒍ 1 (ᔫᓂ 1996 - ᒪᐃ 1997)**

Amigaitiginigin angunahukpaktun anguvaktaitlu kanugitugiagin — **Ukiunga 1 (June 1996 - May 1997)**

Month/ᑕᕝᕙᖓ/Tatkia			JUN ᔫᓂ	JUL ᔪᓚᐃ	AUG ᐊᐅᒡᒍᕐᑎ	SEP ᓱᑎᒡᐱᓇ	OCT ᐅᑦᑐᐱᓇ	NOV ᓄᓇᒡᐱᓇ	DEC ᑏᓯᒡᐱᓇ	JAN ᔮᓐᓄᐊᓇ	FEB ᓈᕝᕗᐊᓇ	MAR ᒫᕐᓯ	APR ᐃᑦᓇᓕ	MAY ᒪᐃ	Total ᑲᑎᑦᑐᑦ Tamakiklugin
Species	**ᐆᒪᔪᑦ**	**Umajuin**													
Caribou	ᑐᒃᑐᐃᑦ	Tuktut	31	28	58	54	41	22	21	21	20	25	29	28	113
Polar bear#	ᓇᓄᐃᑦ#	Nanuit#	n/d	n/d	n/d	n/d	n/d	n/d	n/d	n/d	n/d	n/d	n/d	n/d	n/d
Tundra grizzly	ᐊᒃᓚᐃᑦ	Akhait					1								1
Wolf	ᐊᒪᕈᐃᑦ	Amagut	1					5	3	1		1	4	1	10
Arctic fox	ᑎᓇᒐᓐᓂᐊᑦ	Tigiganiat						7	8	6	2	4	4		15
Wolverine	ᖃᑉᓈᑦ	Kalvik						1				1	1		2
Ringed seal	ᓇᑦᓱᑦ	Natiinat												1	1
Snow goose	ᑲᖑᐃᑦ	Kanguq	1												1
Canada goose	ᓂᑦᓗᑦ ᐅᓗᐊᒍᓐᓗᑦ	Nikliknik	14			1								1	16
Ptarmigan	ᐊᕙᒃᓱᑦ	Akilgik									1				1
Goose eggs	ᑲᖑᐃᑦ ᒪᓐᓂᖏᑦ	Uluaguliit manniit	1	1											2
Arctic char	ᐃᖃᓗᒃᐲᑦ	Ikaliviit	43	7	6	1	2	1					2	3	54
Lake trout	ᐃᓱᕐᕋᐃᑦ	Ikalukpik	67	15	10	3	12	8	7	3	3	6	15	26	96
Arctic grayling	ᓱᓗᒃᐸᐅᒐᐃᑦ	Hulupaugaq	1	1	1		2								3
Whitefish	ᑲᕕᓯᓐᑦ	Kapihiliit			1			2	1						4

No data are available corresponding to the harvest numbers shown in the harvest estimates table which were provided by DSD.

ᑎᑎᕋᓯᒪᔪᓂᒃ ᐱᑕᖃᖅᑐᖅ ᐱᔾᔪᑎᓕᓐᓂᒃ ᐊᖑᔭᑦ ᖃᑦᓯᐅᓂᖏᓐᓄᑦ ᐊᓚᒃᑲᐅᒪᔪᓄᑦ ᐊᖑᔭᓄᑦ ᓇᓚᐅᑦᓴᑎᓂ ᑐᓂᔭᖏᓐᓂ ᐃᑯᐱᕐᕕᓕᕆᔨᑦ.

Nahagauhimaitut titigakhimajunik pitman kanuk angujaukatakhimajunik kanukitunit pijaumajut ikupiktulikijinik.

6.3.2

TABLE/ᓇᓗᓇᐃᔭᐅᑦ/NAUNAIKUTA 511

Monthly harvest estimates

ᑕᕿᑕᒫᑦ ᐊᖑᔭᓄᑦ ᓇᓚᐅᑦᓵᕈᑏᑦ

Tatkiktamat nahaktauvaktun

Year 2 (June 1997 - May 1998)

ᐊᒻᕿᒍ 2 (ᔫᓂ 1997 - ᒪᐃ 1998)

Ukiunga 2 (June 1997 - May 1998)

6.3.2

Month/ᑕᕿᖓ/Tatkia			JUN ᔫᓂ	JUL ᔪᓚᐃ	AUG ᐊᐅᒻᒍᑎ	SEP ᓱᑎᒻᐱᓇ	OCT ᐅᑦᑐᐱᓇ	NOV ᓄᓇᒻᐱᓇ	DEC ᑏᓯᒻᐱᓇ	JAN ᒎᖕᓄᐊᓇ	FEB ᓈᕝᑐᐊᓇ	MAR ᒫᔪ	APR ᐃᑦᓇᓕ	MAY ᒪᐃ	Total ᑲᑎᑦᑐᒋᑦ Tamakiklugin ± 95% CI
Species	**ᐆᒪᔪᑦ**	**Umajuin**													
Caribou	ᑐᒃᑐᐃᑦ	Tuktut	159	162	354	322	553	295	196	137	124	192	193	159	2,846 ± 256
Polar bear‡	ᓇᓄᐃᑦ‡	Nanuit‡						1	1						
Wolf	ᐊᒪᓯᐃᑦ	Amagut					6	12	5	25	20	10	19		97 ± 32
Arctic fox	ᑎᓇᒐᖕᓂᐊᑦ	Tigiganiat						35	12	60			9		116 ± 62
Wolverine	ᖃᑉᕕᑦ	Kalvik												2	2 ± 2
Arctic hare	ᐅᑲᓖᑦ	Ukalik				4									4 ± 7
Snow goose	ᑲᖑᐃᑦ	Kanguq	24			4									28 ± 30
Canada goose	ᓂᑦᓖᑦ ᐅᓗᐊᒍᖕᓖᑦ	Nikliknik	30											20	50 ± 37
Ptarmigan	ᐊᕿᒻᒋᑦ	Akilgik				51					6		98	30	185 ± 167
Sandhill crane	ᑕᑎᒻᒐᑦᔪᐊᑦ	Tatilgaq												3	3 ± 4
Goose eggs	ᑲᖑᐃᑦ ᒪᖕᓂᖏᑦ	Uluaguliit manniit	147												147 ± 148
Seagull eggs	ᓇᐅᔭᐃᑦ ᒪᖕᓂᖏᑦ	Nauyat manniit	39												39 ± 62
Arctic char	ᐃᖃᓗᒃᐲᑦ	Ikaliviit	275	9		35		77					103	123	622 ± 189
Lake trout	ᐃᓱᕋᐃᑦ	Ikalukpik	2,850	122	195	190	577	230	20	6	3	112	629	950	5,884 ± 2,805
Arctic grayling	ᓱᓗᒃᐸᐅᒐᐃᑦ	Hulupaugaq	26	14	9		192								241 ± 228
Whitefish	ᑲᕕᓱᓖᑦ	Kapihiliit					692	403							1,095 ± 767
Burbot	ᑎᒃᑕᓖᑦ	Tiktaaliq					3								3 ± 4

‡ Polar bear data supplied by DSD.

‡ ᓇᓄᑦᓄᑦ ᑎᑎᕋᑦᑕᒪᔪᑦ ᑐᓂᔭᖏᑦ ᐅᑯᐊ ᐃᑯᐱᕐᕕᓕᕆᔨᑦ.

‡ Nanuin nahagaumajut pijauhimajut Ikupiktulikijinik.

TABLE/ᓇᓗᓇᐃᔭᐅᑦ/NAUNAIKUTA 512

Monthly hunter response — **Year 2 (June 1997 - May 1998)**

ᑕᕿᑖᒪᑦ ᐊᖑᓇᓱᒃᑏᑦ ᑭᐅᓂᖏᑦ — **ᐊᒻᕐᒍ 2 (ᔪᓂ 1997 - ᒪᐃ 1998)**

Tatkiktaman pijauhimajut angunahuktinun — **Ukiunga 2 (June 1997 - May 1998)**

Month/ᑕᕿᖓ/Tatkia			JUN ᔪᓂ	JUL ᔪᓚᐃ	AUG ᐊᐅᒻᒍᑎ	SEP ᓱᑎᒻᐱᓇ	OCT ᐅᑦᑐᐱᓇ	NOV ᓄᓇᒻᐱᓇ	DEC ᑏᓱᒻᐱᓇ	JAN ᔭᓐᓄᐊᓇ	FEB ᓈᕝᕗᐊᓇ	MAR ᒪᕐᔪ	APR ᐃᕐᓇᓕ	MAY ᒪᐃ	Total ᑲᑎᑦᑐᑦ Tamakiklugin
Hunter Response Categories	**ᐊᖑᓇᓱᒃᑏᑦ ᑭᐅᓂᖏᑦ ᐋᒍᕐᓯᒪᓂᖏᑦ**	**Angunahukpaktun Kiujait**													
Monthly hunter list	ᑕᕿᑖᒪᑦ ᐊᖑᓇᓱᒃᑏᑦ	Tatkitaman angunahuktut titigait	319	319	318	317	315	315	314	304	304	303	306	306	324*
Interview list	ᐊᐱᕐᓱᕐᖓᑦ	Apikiktan	211	211	210	210	208	208	208	198	198	198	201	200	214*
Hunters interviewed	ᐊᖑᓇᓱᒃᑏᑦ ᐊᐱᕐᓱᕐᑕᑦ	Angunahuktin apikhuktan	130	152	159	150	134	134	115	139	139	136	139	135	186*
Harvested	ᐊᖑᓇᓱᒃᑐᒥᓃᑦ	Angujaujut	52	37	56	45	49	34	28	24	24	24	36	44	113*
Response rate (%)	ᑭᐅᔪᑦ ᖃᕐᓯᐅᓂᖏᑦ (%)	Kiujut (%)	62	72	76	71	64	64	55	70	70	69	69	68	68**

* Hunters registered/on interview list/interviewed/harvested at least once during the year.
** Mean monthly response rate..

* ᐊᖑᓇᓱᒃᑏᑦ ᐊᑎᓕᐅᕐᓯᒪᔪᑦ/ᐊᐱᕐᓱᕐᖓᓃᑦᑐᑦ/ᐊᐱᕐᓱᑦᑕᑦ/ᐊᖑᓇᓱᒃᑐᒥᓃᑦ ᐊᑕᐅᓯᐊᕐᓗᖅ ᐊᑦᑐᒃ ᐊᒻᕐᒍᒥ.
** ᐋᔅᔫᑦᑎᓯᒪᔪᑦ ᑕᕿᑖᒪᑦ ᑭᐅᔪᑦ

* Angunahuktin atiliukhimajut/apikhiktaujukhat/apikhiktaunikut/anguhimajut talvani ukiumi.
** Talvani angunahuknami kiujutaumajut.

TABLE/ᓇᓗᓇᐃᔭᐅᑦ/NAUNAIKUTA 513

Recall period between harvest and interview, expressed as % of total harvest records — **Year 2 (June 1997 - May 1998)**

ᐅᑎᕐᕕᐅᔪᑦ ᐊᑯᕐᖓᓂ ᐊᖑᓇᓱᒃᓂᖓᑕ ᐊᒻᒪᓗ ᐊᐱᕐᓱᕐᑕᐅᓂᖓᑕ, ᓇᓗᓇᐃᕐᑕᑦ ᐃᒫᒃ % ᑲᑎᑦᑐᑦ ᐊᖑᓇᓱᒃᑕᑦ ᑎᑎᕐᕐᑕᐅᒪᔪᑦ — **ᐊᒻᕐᒍ 2 (ᔪᓂ 1997 - ᒪᐃ 1998)**

Itkaumajaujut angunahuktunun apihijauvaktunutlu, kanuk amigaitiginit tamakiklugin angujauhimajut — **Ukiunga 2 (June 1997 - May 1998)**

Month/ᑕᕿᖓ/Tatkia			JUN ᔪᓂ	JUL ᔪᓚᐃ	AUG ᐊᐅᒻᒍᑎ	SEP ᓱᑎᒻᐱᓇ	OCT ᐅᑦᑐᐱᓇ	NOV ᓄᓇᒻᐱᓇ	DEC ᑏᓱᒻᐱᓇ	JAN ᔭᓐᓄᐊᓇ	FEB ᓈᕝᕗᐊᓇ	MAR ᒪᕐᔪ	APR ᐃᕐᓇᓕ	MAY ᒪᐃ	Total ᑲᑎᑦᑐᑦ Tamakiklugin
Recall Period	**ᐅᑎᕐᕕᐅᔪᑦ**	**Pigiakvia**													
≤ 3 months	≤ 3 ᑕᕿᑦ	≤ tatkin pingahut	44	55	35	44	63	88	87	32	34	0	3	3	42
4-6 months	4-6 ᑕᕿᑦ	tatkin hitaman 6nut	21	35	48	50	27	8	6	0	6	12	5	3	22
> 6 months	> 6 ᑕᕿᑦ	> 6 tatkin	35	10	16	6	10	4	6	68	60	88	92	95	36

TABLE/ᓇᓗᓇᐃᔭᐅᑦ/NAUNAIKUTA 514

Number of hunters harvesting each species — **Year 2 (June 1997 - May 1998)**

ᖃᑦᓯᐅᓂᖏᑦ ᐊᖑᓇᓱᒃᑏᑦ ᐊᖑᓇᓱᒃᐸᑦᑐᑦ ᐊᑐᓂᒃ ᐆᒪᔪᑦᓂᒃ — **ᐊᒃᑮᒍ 2 (ᔫᓂ 1997 - ᒪᐃ 1998)**

Amigaitiginigin angunahukpaktun anguvaktaitlu kanugitugiagin — **Ukiunga 2 (June 1997 - May 1998)**

6.3.2

Month/ᑕᑭᖓ/Tatkia			JUN ᔫᓂ	JUL ᔪᓚᐃ	AUG ᐊᐅᒃᑯᑎ	SEP ᓱᑎᒃᐱᓇ	OCT ᐅᑦᑐᐱᓇ	NOV ᓄᓇᒃᐱᓇ	DEC ᑏᓯᒃᐱᓇ	JAN ᓗᓐᓄᐊᓇ	FEB ᓈᕝᕗᐊᓇ	MAR ᒫᔪ	APR ᐃᑦᓇᓕ	MAY ᒪᐃ	Total ᑲᑎᑦᑐᑦ Tamakiklugin
Species	**ᐆᒪᔪᑦ**	**Umajuin**													
Caribou	ᑐᒃᑐᐃᑦ	Tuktut	24	33	51	43	47	28	24	19	20	22	27	26	97
Polar bear#	ᓇᓄᐃᑦ#	Nanuit#	n/d	n/d	n/d	n/d	n/d	n/d	n/d	n/d	n/d	n/d	n/d	n/d	n/d
Wolf	ᐊᒪᕆᐃᑦ	Amagut					3	4	2	3	4	4	3		13
Arctic fox	ᑎᓇᒐᓐᓂᐊᑦ	Tigiganiat						6	2	3			1		11
Wolverine	ᖃᑉᕕᑦ	Kalvik												1	1
Arctic hare	ᐅᑲᓖᑦ	Ukalik				1									1
Snow goose	ᑲᖑᐃᑦ	Kanguq	2			1									3
Canada goose	ᓂᑦᓖᑦ ᐅᓗᐊᒍᓐᓖᑦ	Nikliknik	3											2	5
Ptarmigan	ᐊᕿᒡᒋᑦ	Akilgik				2					1		1	3	5
Sandhill crane	ᑕᑎᒐᑦᔪᐊᑦ	Tatilgaq												1	1
Goose eggs	ᑲᖑᐃᑦ ᒪᓐᓂᖏᑦ	Uluaguliit manniit	3												3
Seagull eggs	ᓇᐅᔭᐃᑦ ᒪᓐᓂᖏᑦ	Nauyat manniit	1												1
Arctic char	ᐃᖃᓗᒃᐲᑦ	Ikaliviit	22	1		2		1					4	10	34
Lake trout	ᐃᓱᕋᐃᑦ	Ikalukpik	42	9	7	5	5	6	2	2	1	5	15	25	67
Arctic grayling	ᓱᓗᒃᐸᐅᒐᐃᑦ	Hulupaugaq	1	1	1		2								3
Whitefish	ᑲᕕᓯᓖᑦ	Kapihiliit					2	2							3
Burbot	ᑎᒃᑕᓖᑦ	Tiktaaliq					1								1

‡‡ No data are available corresponding to the harvest numbers shown in the harvest estimates table which were provided by DSD.

‡‡ ᑎᑎᕋᓯᒪᔪᓂᒃ ᐱᑕᖃᖅᑕᖅᑐᖅ ᐱᔾᔪᑎᓕᓐᓂᒃ ᐊᖑᔭᑦ ᖃᕋᐅᓂᖏᓐᓄᑦ ᐊᓚᒃᑲᐅᒪᔪᓄᑦ ᐊᖑᔭᓄᑦ ᓇᓚᐅᖅᑐᑎᓂ ᑐᓂᔭᖏᓐᓂ ᐃᑯᐱᕐᕕᓕᓇᔫᑦ.

‡‡ Nahagauhimaitut titigakhimajunik pitman kanuk angujaukatakhimajunik kanukitunit pijaumajut ikupiktulikijinik.

TABLE/ᓇᓗᓇᐃᔭᐅᑦ/NAUNAIKUTA 515

Monthly harvest estimates
ᑕᕿᑕᒫᑦ ᐊᖑᔭᓄᑦ ᓇᓚᐅᑦᓵᕈᑏᑦ
Tatkiktamat nahaktauvaktun

Year 3 (June 1998 - May 1999)
ᐊᒻᕿᒍ 3 (ᔫᓂ 1998 - ᒪᐃ 1999)
Ukiunga 3 (June 1998 - May 1999)

Month/ᑕᕿᖓ/Tatkia			JUN ᔫᓂ	JUL ᔪᓚᐃ	AUG ᐊᐅᒻᒍᑎ	SEP ᓱᑎᒻᐱᓇ	OCT ᐅᑦᑐᐱᓇ	NOV ᓄᓇᒻᐱᓇ	DEC ᑏᓯᒻᐱᓇ	JAN ᔮᓐᓄᐊᓇ	FEB ᓈᕝᕗᐊᓇ	MAR ᒫᔪ	APR ᐃᑦᓇᓕ	MAY ᒪᐃ	Total ᑲᑎᑦᑐᑦ Tamakiklugin ± 95% CI
Species	**ᐆᒪᔪᑦ**	**Umajuin**													
Caribou	ᑐᒃᑐᐃᑦ	Tuktut	85	163	153	272	407	254	135	137	131	99	211	222	2,269 ± 249
Musk-ox	ᐅᒥᒃᒪᐃᑦ	Umingmait										5		2	7 ± 7
Polar bear‡	ᓇᓄᐃᑦ‡	Nanuit‡						1	2						
Wolf	ᐊᒪᕈᐃᑦ	Amagut					2	14	45	36	28	17	5		147 ± 56
Arctic fox	ᑎᓇᒐᓐᓂᐊᑦ	Tigiganiat							28	21	7	8			64 ± 34
Coloured fox	ᖃᑯᓐᖏᑦᑐᑦ ᑎᓇᒐᓐᓂᐊᑦ	Kalaliit tigiganiat							4						4 ± 5
Wolverine	ᖃᑉᕕᑦ	Kalvik							1			5	2		8 ± 5
Arctic hare	ᐅᑲᓖᑦ	Ukalik				3									3 ± 4
Harbour seal	ᖃᓯᒋᐊᑦ	Qanigiaq		2											2 ± 2
Snow goose	ᑲᖑᐃᑦ	Kanguq	89			2									91 ± 115
Canada goose	ᓂᑦᓖᑦ ᐅᓗᐊᒍᓖᑦ	Nikliknik	31											12	43 ± 36
Ptarmigan	ᐊᕿᒻᒥᑦ	Akilgik				4	72						71	3	150 ± 151
Goose eggs	ᑲᖑᐃᑦ ᒪᓐᓂᖏᑦ	Uluaguliit manniit												8	8 ± 12
Arctic char	ᐃᖃᓗᒃᐲᑦ	Ikaliviit	235	51	5	4	3					3		51	352 ± 135
Lake trout	ᐃᓱᒌᕋᐃᑦ	Ikalukpik	356	140	92	34	384	130	97	93	218	406	537	702	3,189 ± 586
Whitefish	ᑲᕕᓯᓖᑦ	Kapihiliit					371		10						381 ± 357

‡ Polar bear data supplied by DSD.

‡ ᓇᓄᑦᓄᑦ ᑎᑎᕋᑕᒪᔪᑦ ᑐᓂᒃᖏᑦ ᐅᑯᐊ ᐃᑯᐱᕐᕕᓕᓇᓗᑦ.

‡ Nanuin nahagaumajut pijauhimajut Ikupiktulikijinik.

6.3.2

TABLE/ᓇᓗᓇᐃᔭᐅᑦ/NAUNAIKUTA 516

Monthly hunter response — **Year 3 (June 1998 - May 1999)**

ᑕᕿᑖᒪᑦ ᐊᖑᓇᓱᒃᑏᑦ ᑭᐅᓂᖏᑦ — **ᐊᒻᕐᒍ 3 (ᔪᓂ 1998 - ᒪᐃ 1999)**

Tatkiktaman pijauhimajut angunahuktinun — **Ukiunga 3 (June 1998 - May 1999)**

Month/ᑕᕿᖓ/Tatkia			JUN ᔪᓂ	JUL ᔪᓚᐃ	AUG ᐊᐅᒻᒍᑎ	SEP ᓱᑎᒻᐱᓇ	OCT ᐅᑦᑐᐱᓇ	NOV ᓄᓇᒻᐱᓇ	DEC ᑏᓯᒻᐱᓇ	JAN ᒎᓐᓄᐊᓇ	FEB ᓈᕝᕗᐊᓇ	MAR ᒪᕐᓯ	APR ᐃᕐᓇᓕ	MAY ᒪᐃ	Total ᑲᑎᑦᑐᑦ Tamakiklugin
Hunter Response Categories	ᐊᖑᓇᓱᒃᑏᑦ ᑭᐅᓂᖏᑦ ᐋᒻᒍᕐᓯᒪᓂᖏᑦ	**Angunahukpaktun Kiujait**													
Monthly hunter list	ᑕᕿᑖᒪᑦ ᐊᖑᓇᓱᒃᑏᑦ	Tatkitaman angunahuktut titigait	306	305	303	300	299	297	296	297	297	295	289	295	315*
Interview list	ᐊᐱᕐᓱᕐᖓᑦ	Apikiktan	200	199	197	194	193	191	190	297	297	295	289	295	314*
Hunters interviewed	ᐊᖑᓇᓱᒃᑏᑦ ᐊᐱᕐᓱᕐᑕᑦ	Angunahuktin apikhuktan	133	135	137	132	127	124	125	161	160	127	144	158	218*
Harvested	ᐊᖑᓇᓱᒃᑐᒥᓃᑦ	Angujaujut	44	24	32	35	43	32	30	29	30	36	42	56	125*
Response rate (%)	ᑭᐅᔪᑦ ᖃᑦᓯᐅᓂᖏᑦ (%)	Kiujut (%)	67	68	70	68	66	65	66	54	54	43	50	54	60**

* Hunters registered/on interview list/interviewed/harvested at least once during the year.
** Mean monthly response rate.

* ᐊᖑᓇᓱᒃᑏᑦ ᐊᑎᓕᐅᕐᓯᒪᔪᑦ/ᐊᐱᕐᓱᕐᖓᓃᑦᑐᑦ/ᐊᐱᕐᓱᕐᑕᑦ/ᐊᖑᓇᓱᒃᑐᒥᓃᑦ ᐊᑕᐅᓯᐊᕐᓗᖅ ᐊᑦᑐᒃ ᐊᒻᕐᒍᒥ.
** ᐋᔅᓱᒋᓕᑎᓯᒪᔪᑦ ᑕᕿᑖᒪᑦ ᑭᐅᔪᑦ.

* Angunahuktin atiliukhimajut/apikhiktaujukhat/apikhiktaunikut/anguhimajut talvani ukiumi.
** Talvani angunahuknami kiujutaumajut.

TABLE/ᓇᓗᓇᐃᔭᐅᑦ/NAUNAIKUTA 517

Recall period between harvest and interview, expressed as % of total harvest records — **Year 3 (June 1998 - May 1999)**

ᐅᑎᕐᕕᐅᔪᑦ ᐊᑯᕐᖓᓂ ᐊᖑᓇᓱᓐᓂᖓᑕ ᐊᒻᒪᓗ ᐊᐱᕐᓱᕐᑕᐅᓂᖓᑕ, ᓇᓗᓇᐃᕐᑕᑦ ᐃᒫᒃ % ᑲᑎᑦᑐᑦ ᐊᖑᓇᓱᒃᑕᑦ ᑎᑎᕐᕐᑕᐅᒪᔪᑦ — **ᐊᒻᕐᒍ 3 (ᔪᓂ 1998 - ᒪᐃ 1999)**

Itkaumajaujut angunahuktunun apihijauvaktunutlu, kanuk amigaitiginit tamakiklugin angujauhimajut — **Ukiunga 3 (June 1998 - May 1999)**

Month/ᑕᕿᖓ/Tatkia			JUN ᔪᓂ	JUL ᔪᓚᐃ	AUG ᐊᐅᒻᒍᑎ	SEP ᓱᑎᒻᐱᓇ	OCT ᐅᑦᑐᐱᓇ	NOV ᓄᓇᒻᐱᓇ	DEC ᑏᓯᒻᐱᓇ	JAN ᒎᓐᓄᐊᓇ	FEB ᓈᕝᕗᐊᓇ	MAR ᒪᕐᓯ	APR ᐃᕐᓇᓕ	MAY ᒪᐃ	Total ᑲᑎᑦᑐᑦ Tamakiklugin
Recall Period	ᐅᑎᕐᕕᐅᔪᑦ	**Pigiakvia**													
≤ 3 months	≤ 3 ᑕᕿᑦ	≤ tatkin pingahut	10	3	5	0	5	27	60	52	72	100	92	2	32
4-6 months	4-6 ᑕᕿᑦ	tatkin hitaman 6nut	0	0	26	59	83	71	40	45	26	0	0	64	38
> 6 months	> 6 ᑕᕿᑦ	> 6 tatkin	90	97	69	41	12	2	0	3	2	0	8	34	29

TABLE/ᓇᓗᓇᐃᔭᐅᑦ/NAUNAIKUTA 518

Number of hunters harvesting each species — **Year 3 (June 1998 - May 1999)**

ᖃᑦᓯᐅᓂᖏᑦ ᐊᖑᓇᓱᒃᑏᑦ ᐊᖑᓇᓱᒃᐸᑦᑐᑦ ᐊᑐᓂᒃ ᐆᒪᔪᑦᓂᒃ — **ᐊᒡᕐᒍ 3 (ᔫᓂ 1998 - ᒪᐃ 1999)**

Amigaitiginigin angunahukpaktun anguvaktaitlu kanugitugiagin — **Ukiunga 3 (June 1998 - May 1999)**

Month/ᑕᖅᖓ/Tatkia			JUN ᔫᓂ	JUL ᔪᓚᐃ	AUG ᐊᐅᒡᒍᑎ	SEP ᓱᑎᒡᐱᕆ	OCT ᐅᑦᑐᐱᕆ	NOV ᓄᓇᒡᐱᕆ	DEC ᑏᓯᒡᐱᕆ	JAN ᒎᓐᓄᐊᕆ	FEB ᓈᕝᕗᐊᕆ	MAR ᒪᑦᓯ	APR ᐃᑦᕆᓕ	MAY ᒪᐃ	Total ᑲᑎᑦᑐᑦ Tamakiklugin
Species	**ᐆᒪᔪᑦ**	**Umajuin**													
Caribou	ᑐᒃᑐᐃᑦ	Tuktut	19	20	31	33	41	25	21	26	24	23	26	32	99
Musk-ox	ᐅᒥᒃᒪᐃᑦ	Umingmait										2		1	3
Polar bear#	ᓇᓄᐃᑦ#	Nanuit#	n/d	n/d	n/d	n/d	n/d	n/d	n/d	n/d	n/d	n/d	n/d	n/d	n/d
Wolf	ᐊᒪᕈᐃᑦ	Amagut					1	4	6	5	7	4	3		15
Arctic fox	ᑎᓇᒐᓐᓂᐊᑦ	Tigiganiat							3	3	2	1			6
Coloured fox	ᖃᑯᓐᖏᑦᑐᑦ ᑎᓇᒐᓐᓂᐊᑦ	Kalaliit tigiganiat							1						1
Wolverine	ᖃᑉᕕᑦ	Kalvik							1			2	1		4
Arctic hare	ᐅᑲᓖᑦ	Ukalik				1									1
Harbour seal	ᖃᓯᒋᐊᑦ	Qanigiaq		1											1
Snow goose	ᑲᖑᐃᑦ	Kanguq	3			1									4
Canada goose	ᓂᑦᓖᑦ ᐅᓗᐊᒍᓐᓖᑦ	Nikliknik	3											1	4
Ptarmigan	ᐊᕿᒡᑦ	Akilgik				1	1						2	2	5
Goose eggs	ᑲᖑᐃᑦ ᒪᓐᓂᖏᑦ	Uluaguliit manniit												1	1
Arctic char	ᐃᖃᓗᒃᐲᑦ	Ikaliviit	12	2	1	1	1					1		4	18
Lake trout	ᐃᓱᕋᐃᑦ	Ikalukpik	23	4	3	3	7	5	4	3	6	14	19	35	69
Whitefish	ᑲᕕᓯᓖᑦ	Kapihiliit					2		1						3

‡‡ No data are available corresponding to the harvest numbers shown in the harvest estimates table which were provided by DSD.

‡‡ ᑎᑎᕋᓯᒪᔪᓂᒃ ᐱᑕᖃᖅᖏᑐᖅ ᐱᔾᔪᑎᓕᓐᓂᒃ ᐊᖑᔭᑦ ᖃᑦᓯᐅᓂᖏᓐᓄᑦ ᐊᓚᒃᑲᐅᒪᔪᓄᑦ ᐊᖑᔭᓄᑦ ᓇᓚᐅᑦᕐᕈᑎᓂ ᑐᓂᔭᖏᓐᓂ ᐃᑯᐱᕐᕕᓕᕆᔨᑦ.

‡‡ Nahagauhimaitut titigakhimajunik pitman kanuk angujaukatakhimajunik kanukitunit pijaumajut ikupiktulikijinik.

6.3.2

TABLE/ᓇᓗᓇᐃᔭᐅᑦ/NAUNAIKUTA 519

Monthly harvest estimates — **Year 4 (June 1999 - May 2000)**

ᑕᕿᑕᒫᑦ ᐊᖑᔭᓄᑦ ᓇᓚᐅᑦᓴᕈᑏᑦ — **ᐊᒻᕋᒍ 4 (ᔫᓂ 1999 - ᒪᐃ 2000)**

Tatkiktamat nahaktauvaktun — **Ukiunga 4 (June 1999 - May 2000)**

6.3.2

Month/ᑕᕿᖓ/Tatkia			JUN ᔫᓂ	JUL ᔪᓚᐃ	AUG ᐊᐅᒻᒍᑎ	SEP ᓱᑎᒻᐱᓇ	OCT ᐅᑦᑐᐱᓇ	NOV ᓄᓇᒻᐱᓇ	DEC ᑏᓯᒻᐱᓇ	JAN ᒎᖕᓄᐊᓇ	FEB ᓈᕝᕗᐊᓇ	MAR ᒫᕐᓯ	APR ᐃᑦᓇᓕ	MAY ᒪᐃ	Total ᑲᑎᑦᑐᑦ Tamakiklugin ± 95% CI
Species	**ᐆᒪᔪᑦ**	**Umajuin**													
Caribou	ᑐᒃᑐᐃᑦ	Tuktut	111	148	433	528	409	74	66	96	86	75	135	213	2,374 ± 179
Musk-ox	ᐅᒥᖕᒪᐃᑦ	Umingmait						3				2			5 ± 4
Polar bear‡	ᓇᓄᐃᑦ‡	Nanuit‡						2	2						
Tundra grizzly	ᐊᒃᓚᐃᑦ	Akhait			1									2	3 ± 3
Wolf	ᐊᒪᕈᐃᑦ	Amagut					1	7	6	7	10	2	11	2	46 ± 19
Arctic fox	ᑎᓇᒐᓐᓂᐊᑦ	Tigiganiat	2				36	37	3	9					87 ± 58
Coloured fox	ᖃᑯᓐᖏᑦᑐᑦ ᑎᓇᒐᓐᓂᐊᑦ	Kalaliit tigiganiat						5							5 ± 3
Wolverine	ᖃᑉᓈᑦ	Kalvik				2		3	2		3	6	2	4	22 ± 9
Snow goose	ᑲᖑᐃᑦ	Kanguq	58												58 ± 75
Canada goose	ᓂᑉᓗᑦ ᐅᓗᐊᒍᓐᓗᑦ	Nikliknik	34												34 ± 30
Ptarmigan	ᐊᕿᒻᒋᑦ	Akilgik	2		1		11						62	108	184 ± 134
Goose eggs	ᑲᖑᐃᑦ ᒪᓐᓂᖏᑦ	Uluaguliit manniit	99												99 ± 124
Arctic char	ᐃᖃᓗᒃᐲᑦ	Ikaliviit	312	30	11	2	6							81	442 ± 187
Lake trout	ᐃᓱᕋᐃᑦ	Ikalukpik	746	100	66	78	631	1,354	197	487	172	265	653	1,157	5,906 ± 1,021
Arctic grayling	ᓯᓗᒃᐸᐅᒐᐃᑦ	Hulupaugaq	6				39								45 ± 36
Whitefish	ᑲᕕᓯᑉᓗᑦ	Kapihiliit		2			10	256	69	86	8				431 ± 306

‡ Polar bear data supplied by DSD.

‡ ᓇᓄᑉᓄᑦ ᑎᑎᕋᑦᑕᒪᔪᑦ ᑐᓂᒃᖏᑦ ᐅᑯᐊ ᐃᑯᐱᕐᕕᓕᓇᓱᑦ.

‡ Nanuin nahagaumajut pijauhimajut Ikupiktulikijinik.

TABLE/ᓇᓗᓇᐃᔭᐅᑦ/NAUNAIKUTA 520

Monthly hunter response — **Year 4 (June 1999 - May 2000)**

ᑕᕿᑖᒪᑦ ᐊᖑᓇᓱᒃᑏᑦ ᑭᐅᓂᖏᑦ — **ᐊᒻᕋᒍ 4 (ᔫᓂ 1999 - ᒪᐃ 2000)**

Tatkiktaman pijauhimajut angunahuktinun — **Ukiunga 4 (June 1999 - May 2000)**

Month/ᑕᕿᖓ/Tatkia			JUN ᔫᓂ	JUL ᔪᓚᐃ	AUG ᐊᐅᒻᒍᑎ	SEP ᓱᑎᒻᐱᓇ	OCT ᐅᑦᑐᐱᓇ	NOV ᓄᓇᒻᐱᓇ	DEC ᑏᓯᒻᐱᓇ	JAN ᒎᓐᓄᐊᓇ	FEB ᓈᕝᕗᐊᓇ	MAR ᒪᕐᓯ	APR ᐃᕐᓇᓕ	MAY ᒪᐃ	Total ᑲᑎᑦᑐᑦ Tamakiklugin
Hunter Response Categories	**ᐊᖑᓇᓱᒃᑏᑦ ᑭᐅᓂᖏᑦ ᐊᒻᒍᕐᓯᒪᓂᖏᑦ**	**Angunahukpaktun Kiujait**													
Monthly hunter list	ᑕᕿᑖᒪᑦ ᐊᖑᓇᓱᒃᑏᑦ	Tatkitaman angunahuktut titigait	295	294	295	295	295	296	295	295	295	295	291	292	302*
Hunters interviewed	ᐊᖑᓇᓱᒃᑏᑦ ᐊᐱᕐᓱᕐᑕᑦ	Angunahuktin apikhuktan	166	167	168	168	170	165	168	167	156	158	159	152	176*
Harvested	ᐊᖑᓇᓱᒃᑐᒥᓃᑦ	Angujaujut	56	34	79	72	66	37	12	26	18	20	47	71	147*
Response Rate (%)	ᑭᐅᔪᑦ ᖃᕐᓱᐅᓂᖏᑦ (%)	Kiujut (%)	56	57	57	57	58	56	57	57	53	54	55	52	56**

* Hunters registered/interviewed/harvested at least once during the year.
** Mean monthly response rate.

* ᐊᖑᓇᓱᒃᑏᑦ ᐊᑎᓕᐅᕐᑕᐅᒪᔪᑦ/ᐊᐱᕐᓱᕐᑕᑦ/ᐊᖑᓇᓱᒃᑐᒥᓃᑦ ᐊᑕᐅᓯᐊᕐᓗᐊᕐᑐᑎᒃ ᐊᒻᕋᒍᒥ.
** ᐊᒃᐅᒌᓕᕐᑎᓯᒪᔪᑦ ᑕᕿᑖᒪᑦ ᑭᐅᔪᑦ.

* Angunahuktin atiliukhimajut/apikhiktaunikut/anguhimajut talvani ukiumi.
** Talvani angunahuknami kiujutaumajut.

TABLE/ᓇᓗᓇᐃᔭᐅᑦ/NAUNAIKUTA 521

Recall period between harvest and interview, expressed as % of total harvest records — **Year 4 (June 1999 - May 2000)**

ᐅᑎᕐᕕᐅᔪᑦ ᐊᑯᕐᖓᓂ ᐊᖑᓇᓱᒃᓂᖓᑕ ᐊᒻᒪᓗ ᐊᐱᕐᓱᕐᑕᐅᓂᖓᑕ, ᓇᓗᓇᐃᕐᑕᑦ ᐃᒫᒃ % ᑲᑎᑦᑐᑦ ᐊᖑᓇᓱᒃᑕᑦ ᑎᑎᕐᕐᑕᐅᒪᔪᑦ — **ᐊᒻᕋᒍ 4 (ᔫᓂ 1999 - ᒪᐃ 2000)**

Itkaumajaujut angunahuktunun apihijauvaktunutlu, kanuk amigaitiginit tamakiklugin angujauhimajut — **Ukiunga 4 (June 1999- May 2000)**

Month/ᑕᕿᖓ/Tatkia			JUN ᔫᓂ	JUL ᔪᓚᐃ	AUG ᐊᐅᒻᒍᑎ	SEP ᓱᑎᒻᐱᓇ	OCT ᐅᑦᑐᐱᓇ	NOV ᓄᓇᒻᐱᓇ	DEC ᑏᓯᒻᐱᓇ	JAN ᒎᓐᓄᐊᓇ	FEB ᓈᕝᕗᐊᓇ	MAR ᒪᕐᓯ	APR ᐃᕐᓇᓕ	MAY ᒪᐃ	Total ᑲᑎᑦᑐᑦ Tamakiklugin
Recall Period	**ᐅᑎᕐᕕᐅᔪᑦ**	**Pigiakvia**													
≤ 3 months	≤ 3 ᑕᕿᑦ	≤ tatkin pingahut	3	12	56	96	96	95	100	100	100	97	88	94	76
4-6 months	4-6 ᑕᕿᑦ	tatkin hitaman 6nut	80	71	40	1	3	3	0	0	0	3	12	6	20
> 6 months	> 6 ᑕᕿᑦ	> 6 tatkin	17	17	3	3	1	2	0	0	0	0	0	0	4

TABLE/ᓇᓗᓇᐃᔭᐅᑦ/NAUNAIKUTA 522

Number of hunters harvesting each species — **Year 4 (June 1999 - May 2000)**

ᖃᑦᓯᐅᓂᖏᑦ ᐊᖑᓇᓱᒃᑏᑦ ᐊᖑᓇᓱᒃᐸᑦᑐᑦ ᐊᑐᓂᒃ ᐆᒪᔪᑦᓂᒃ — **ᐊᒡᕐᒍ 4 (ᔫᓂ 1999 - ᒪᐃ 2000)**

Amigaitiginigin angunahukpaktun anguvaktaitlu kanugitugiagin — **Ukiunga 4 (June 1999 - May 2000)**

6.3.2

Month/ᑕᑭᖓ/Tatkia			JUN ᔫᓂ	JUL ᔪᓚᐃ	AUG ᐊᐅᒡᒍᑎ	SEP ᓱᑎᒡᐱᕆ	OCT ᐅᑦᑐᐱᕆ	NOV ᓄᓇᒡᐱᕆ	DEC ᑏᓯᒡᐱᕆ	JAN ᒎᖕᓄᐊᕆ	FEB ᓈᕝᕗᐊᕆ	MAR ᒫᕐᓯ	APR ᐃᑦᕆᓕ	MAY ᒪᐃ	Total ᑲᑎᑦᑐᑦ Tamakiklugin
Species	**ᐆᒪᔪᑦ**	**Umajuin**													
Caribou	ᑐᒃᑐᐃᑦ	Tuktut	29	26	76	69	49	18	9	18	16	15	25	38	116
Musk-ox	ᐅᒥᒃᒪᐃᑦ	Umingmait						2				1			3
Polar bear#	ᓇᓄᐃᑦ#	Nanuit#	n/d	n/d	n/d	n/d	n/d	n/d	n/d	n/d	n/d	n/d	n/d	n/d	n/d
Tundra grizzly	ᐊᒃᓚᐃᑦ	Akhait			1									1	2
Wolf	ᐊᒪᕈᐃᑦ	Amagut					1	1	1	2	2	1	4	1	10
Arctic fox	ᑎᓇᒐᓐᓂᐊᑦ	Tigiganiat	1				1	1	1	1					4
Coloured fox	ᖃᑯᓐᖏᑦᑐᑦ ᑎᓇᒐᓐᓂᐊᑦ	Kalaliit tigiganiat						3							3
Wolverine	ᖃᑉᕖᑦ	Kalvik				1		2	1		2	2	1	2	10
Snow goose	ᑲᖑᐃᑦ	Kanguq	2												2
Canada goose	ᓂᑉᓗᑦ ᐅᓗᐊᒍᓐᓗᑦ	Nikliknik	3												3
Ptarmigan	ᐊᕿᒡᕝᑦ	Akilgik	1		1		1						1	3	5
Goose eggs	ᑲᖑᐃᑦ ᒪᓐᓂᖏᑦ	Uluaguliit manniit	2												2
Arctic char	ᐃᖃᓗᒃᐲᑦ	Ikaliviit	12	3	2	1	1							3	17
Lake trout	ᐃᓱᕋᐃᑦ	Ikalukpik	30	9	8	3	21	18	2	8	2	4	33	54	101
Arctic grayling	ᓱᓗᒃᐸᐅᒐᐃᑦ	Hulupaugaq	1				3								4
Whitefish	ᑲᕕᓯᓗᑦ	Kapihiliit		1			2	2	1	1	1				7

No data are available corresponding to the harvest numbers shown in the harvest estimates table which were provided by DSD.

ᑎᑎᕋᓯᒪᔪᓂᒃ ᐱᑕᖃᖏᑦᑐᖅ ᐱᔾᔪᑎᓕᓐᓂᒃ ᐊᖑᔭᑦ ᖃᕋᐅᓂᖏᓐᓄᑦ ᐊᓚᒃᑲᐅᒪᔪᓄᑦ ᐊᖑᔭᓄᑦ ᓇᓚᐅᑦᕐᕈᑎᓂ ᑐᓂᔭᖏᓐᓂ ᐃᑯᐱᕐᕕᓕᕆᔨᑦ.

Nahagauhimaitut titigakhimajunik pitman kanuk angujaukatakhimajunik kanukitunit pijaumajut ikupiktulikijinik.

TABLE/ᓇᓗᓇᐃᔭᐅᑦ/NAUNAIKUTA 523

Monthly harvest estimates
ᑕᕿᑕᒫᑦ ᐊᖑᔭᓄᑦ ᓇᓚᐅᑦᓵᕈᑏᑦ
Tatkiktamat nahaktauvaktun

Year 5 (June 2000 - May 2001)
ᐊᒻᕐᒍ 5 (ᔫᓂ 2000 - ᒪᐃ 2001)
Ukiunga 5 (June 2000 - May 2001)

Month/ᑕᕿᖓ/Tatkia			JUN ᔫᓂ	JUL ᔪᓚᐃ	AUG ᐊᐅᒡᒍᑎ	SEP ᓱᑎᒡᐱᕆ	OCT ᐅᑦᑐᐱᕆ	NOV ᓄᕕᒡᐱᕆ	DEC ᑏᓯᒡᐱᕆ	JAN ᒨᓐᓄᐊᕆ	FEB ᕕᕝᕗᐊᕆ	MAR ᒫᔪ	APR ᐃᑦᕆᓕ	MAY ᒪᐃ	Total ᑲᑎᑦᑐᒋᑦ Tamakiklugin ± 95% CI
Species	**ᐆᒪᔪᑦ**	**Umajuin**													
Caribou	ᑐᒃᑐᐃᑦ	Tuktut	76	187	333	309	98	186	163	150	126	146	156	127	2,057 ± 173
Musk-ox	ᐅᒥᒃᒪᐃᑦ	Umingmait		4	2							4			10 ± 6
Moose	ᑐᒃᑐᕝᕙᐃᑦ	Tuktuvait									2				2 ± 2
Polar bear‡	ᓇᓄᐃᑦ‡	Nanuit‡						2	2						
Tundra grizzly	ᐊᒃᓚᐃᑦ	Akhait					2	2							4 ± 4
Wolf	ᐊᒪᕈᐃᑦ	Amagut			1			2	19	10	9	20	29	2	92 ± 31
Arctic fox	ᑎᓇᒐᓐᓂᐊᑦ	Tigiganiat					2	2	6	12	4	3			29 ± 15
Coloured fox	ᖃᑯᓐᖏᑦᑐᑦ ᑎᓇᒐᓐᓂᐊᑦ	Kalaliit tigiganiat								1	1				2 ± 2
Muskrat	ᐊᕕᓐᖓᕐᔪᐊᑦ	Kivgaluk											2		2 ± 3
Wolverine	ᖃᕝᕕᑦ	Kalvik					2			1	4	2	13		22 ± 10
Arctic hare	ᐅᑲᓖᑦ	Ukalik					2								2 ± 3
Bearded seal	ᐅᒡᔪᐃᑦ	Ukyuk		4											4 ± 5
Geese (unspecified)	ᓂᕐᓖᑦ	Kanguk	62												62 ± 87
Snow goose	ᑲᖑᐃᑦ	Kanguq												3	3 ± 4
Ptarmigan	ᐊᕿᒡᒋᑦ	Akilgik	4			9	101				77	29	81	23	324 ± 190
Arctic char	ᐃᖃᓗᒃᐱᑦ	Ikaliviit	31		4	30	2							120	187 ± 79
Lake trout	ᐃᓱᕐᕋᐃᑦ	Ikalukpik	276	329	20	9	84	498	395	24	16	81	209	326	2,267 ± 744
Whitefish	ᑲᕕᓯᓖᑦ	Kapihiliit						410	395						805 ± 700

‡ Polar bear data supplied by DSD.

‡ ᓇᓄᕐᓄᑦ ᑎᑎᕋᑦᑕᒪᔪᑦ ᑐᓂᒃᖏᑦ ᐅᑯᐊ ᐃᑯᐱᕐᕕᓕᕆᔨᑦ.

‡ Nanuin nahagaumajut pijauhimajut Ikupiktulikijinik.

6.3.2

TABLE/ᓇᓗᓇᐃᔭᐅᑦ/NAUNAIKUTA 524

Monthly hunter response — **Year 5 (June 2000 - May 2001)**

ᑕᕿᑖᒪᑦ ᐊᖑᓇᓱᒃᑏᑦ ᑭᐅᓂᖏᑦ — **ᐊᒻᕐᒍ 5 (ᔫᓂ 2000 - ᒪᐃ 2001)**

Tatkiktaman pijauhimajut angunahuktinun — **Ukiunga 5 (June 2000 - May 2001)**

Month/ᑕᕿᖓ/Tatkia			JUN ᔫᓂ	JUL ᔪᓚᐃ	AUG ᐊᐅᒡᒍᑎ	SEP ᓱᑎᒡᐱᓇ	OCT ᐅᑦᑐᐱᓇ	NOV ᓄᓇᒡᐱᓇ	DEC ᑏᓯᒡᐱᓇ	JAN ᒎᖕᓄᐊᓇ	FEB ᓈᕝᐅᐊᓇ	MAR ᒪᕐᓯ	APR ᐃᑦᓇᓕ	MAY ᒪᐃ	Total ᑲᑎᑦᑐᑦ Tamakiklugin
Hunter Response Categories	**ᐊᖑᓇᓱᒃᑏᑦ ᑭᐅᓂᖏᑦ ᐋᒻᒪᕐᓯᒪᓂᖏᑦ**	**Angunahukpaktun Kiujait**													
Monthly hunter list	ᑕᕿᑖᒪᑦ ᐊᖑᓇᓱᒃᑏᑦ	Tatkitaman angunahuktut titigait	292	289	290	290	291	292	292	291	293	293	290	291	299*
Hunters interviewed	ᐊᖑᓇᓱᒃᑏᑦ ᐊᐱᕐᓱᕐᑕᑦ	Angunahuktin apikhuktan	157	169	165	162	157	146	160	166	168	167	161	161	172*
Harvested	ᐊᖑᓇᓱᒃᑐᒥᓃᑦ	Angujaujut	40	56	51	44	27	23	32	23	26	28	39	53	126*
Response Rate (%)	ᑭᐅᔪᑦ ᖃᑦᓱᐅᓂᖏᑦ (%)	Kiujut (%)	54	58	57	56	54	50	55	57	57	57	56	55	55**

* Hunters registered/interviewed/harvested at least once during the year.
** Mean monthly response rate.

* ᐊᖑᓇᓱᒃᑏᑦ ᐊᑎᓕᐅᑦᑕᐅᒪᔪᑦ/ᐊᐱᕐᓱᕐᑕᑦ/ᐊᖑᓇᓱᒃᑐᒥᓃᑦ ᐊᑕᐅᓯᐊᕐᓗᐊᑦᑐᑎᒃ ᐋᒻᕐᒍᒥ.
** ᐋᔭᕆᓕᑦᑎᓯᒪᔪᑦ ᑕᕿᑖᒪᑦ ᑭᐅᔪᑦ.

* Angunahuktin atiliukhimajut/apikhiktaunikut/anguhimajut talvani ukiumi.
** Talvani angunahuknami kiujutaumajut.

TABLE/ᓇᓗᓇᐃᔭᐅᑦ/NAUNAIKUTA 525

Recall period between harvest and interview, expressed as % of total harvest records — **Year 5 (June 2000 - May 2001)**

ᐅᑎᕐᕕᐅᔪᑦ ᐊᑯᕐᖓᓂ ᐊᖑᓇᓱᒃᓂᖓᑕ ᐊᒻᒪᓗ ᐊᐱᕐᓱᕐᑕᐅᓂᖓᑕ, ᓇᓗᓇᐃᕐᑕᑦ ᐃᒫᒃ % ᑲᑎᑦᑐᑦ ᐊᖑᓇᓱᒃᑕᑦ ᑎᑎᕐᕐᑕᐅᒪᔪᑦ — **ᐊᒻᕐᒍ 5 (ᔫᓂ 2000 - ᒪᐃ 2001)**

Itkaumajaujut angunahuktunun apihijauvaktunutlu, kanuk amigaitiginit tamakiklugin angujauhimajut — **Ukiunga 5 (June 2000 - May 2001)**

Month/ᑕᕿᖓ/Tatkia			JUN ᔫᓂ	JUL ᔪᓚᐃ	AUG ᐊᐅᒡᒍᑎ	SEP ᓱᑎᒡᐱᓇ	OCT ᐅᑦᑐᐱᓇ	NOV ᓄᓇᒡᐱᓇ	DEC ᑏᓯᒡᐱᓇ	JAN ᒎᖕᓄᐊᓇ	FEB ᓈᕝᐅᐊᓇ	MAR ᒪᕐᓯ	APR ᐃᑦᓇᓕ	MAY ᒪᐃ	Total ᑲᑎᑦᑐᑦ Tamakiklugin
Recall Period	**ᐅᑎᕐᕕᐅᔪᑦ**	**Pigiakvia**													
≤ 3 months	≤ 3 ᑕᕿᑦ	≤ tatkin pingahut	59	81	86	90	85	78	82	95	92	88	96	94	86
4-6 months	4-6 ᑕᕿᑦ	tatkin hitaman 6nut	41	8	3	1	6	7	12	5	2	12	4	6	8
> 6 months	> 6 ᑕᕿᑦ	> 6 tatkin	0	12	11	8	9	16	6	0	6	0	0	0	6

TABLE/ᓇᓗᓇᐃᔭᐅᑦ/NAUNAIKUTA 526

Number of hunters harvesting each species — **Year 5 (June 2000 - May 2001)**

ᖃᑦᓯᐅᓂᖏᑦ ᐊᖑᓇᓱᒃᑏᑦ ᐊᖑᓇᓱᒃᐸᑦᑐᑦ ᐊᑐᓂᒃ ᐆᒪᔪᑦᓂᒃ — **ᐊᒡᕐᒍ 5 (ᔫᓂ 2000 - ᒪᐃ 2001)**

Amigaitiginigin angunahukpaktun anguvaktaitlu kanugitugiagin — **Ukiunga 5 (June 2000 - May 2001)**

Month/ᑕᕝᕙᖓ/Tatkia			JUN ᔫᓂ	JUL ᔪᓚᐃ	AUG ᐊᐅᒡᒍᑎ	SEP ᓱᑎᒡᐱᓇ	OCT ᐅᑦᑐᐱᓇ	NOV ᓄᓇᒡᐱᓇ	DEC ᑏᓯᒡᐱᓇ	JAN ᒎᖕᓄᐊᓇ	FEB ᓈᕝᕗᐊᓇ	MAR ᒪᕐᓯ	APR ᐃᑦᓇᓕ	MAY ᒪᐃ	Total ᑲᑎᑦᑐᑦ Tamakiklugin
Species	**ᐆᒪᔪᑦ**	**Umajuin**													
Caribou	ᑐᒃᑐᐃᑦ	Tuktut	15	45	50	43	20	22	28	21	23	21	27	26	101
Musk-ox	ᐅᒥᒃᒪᐃᑦ	Umingmait		1	1							2			3
Moose	ᑐᒃᑐᕙᐃᑦ	Tuktuvait									1				1
Polar bear#	ᓇᓄᐃᑦ#	Nanuit#	n/d	n/d	n/d	n/d	n/d	n/d	n/d	n/d	n/d	n/d	n/d	n/d	n/d
Tundra grizzly	ᐊᒃᓚᐃᑦ	Akhait					1	1							2
Wolf	ᐊᒪᕈᐃᑦ	Amagut			1			1	3	3	2	5	7	1	12
Arctic fox	ᑎᓇᒐᓐᓂᐊᑦ	Tigiganiat					1	1	1	2	2	1			5
Coloured fox	ᖃᑯᖕᖏᑦᑐᑦ ᑎᓇᒐᓐᓂᐊᑦ	Kalaliit tigiganiat								1	1				1
Muskrat	ᐊᕕᖕᖓᕐᔪᐊᑦ	Kivgaluk											1		1
Wolverine	ᖃᕝᕕᑦ	Kalvik					1			1	1	1	5		7
Arctic hare	ᐅᑲᓖᑦ	Ukalik					1								1
Bearded seal	ᐅᒡᔪᐃᑦ	Ukyuk		1											1
Geese (unspecified)	ᓂᕐᓖᑦ	Kanguk	1												1
Snow goose	ᑲᖑᐃᑦ	Kanguq												1	1
Ptarmigan	ᐊᕿᒡᒋᑦ	Akilgik	1			1	2				1	1	1	1	4
Arctic char	ᐃᖃᓗᒃᐱᑦ	Ikaliviit	3		1	2	1							10	14
Lake trout	ᐃᓱᕐᕋᐃᑦ	Ikalukpik	28	20	2	2	6	3	1	2	2	3	13	33	81
Whitefish	ᑲᕕᓯᓖᑦ	Kapihiliit						1	1						1

‡‡ No data are available corresponding to the harvest numbers shown in the harvest estimates table which were provided by DSD.

‡‡ ᑎᑎᕋᓯᒪᔪᓂᒃ ᐱᑕᖃᖕᖏᑦᑐᖅ ᐱᔾᔪᑎᓕᖕᓂᒃ ᐊᖑᔭᑦ ᖃᑦᓯᐅᓂᖏᖕᓄᑦ ᐊᓚᒃᑲᐅᒪᔪᓄᑦ ᐊᖑᔭᓄᑦ ᓇᓚᐅᕐᓱᕈᑎᓂ ᑐᓂᔭᖏᖕᓂ ᐃᑯᐱᕐᕕᓕᕆᔨᑦ.

‡‡ Nahagauhimaitut titigakhimajunik pitman kanuk angujaukatakhimajunik kanukitunit pijaumajut ikupiktulikijinik.

TABLE/ᓇᓗᓇᐃᔭᐅᑦ/NAUNAIKUTA 527

Annual harvest estimates and five-year mean — **All Years (June 1996 - May 2001)**

ᐊᒻᕋᒍᑦᒪᑦ ᐊᖑᔭᓄᑦ ᓇᓚᐅᑦᓴᕈᑏᑦ ᐊᒻᒪᓗ ᑕᓪᓕᒪᓄᑦ-ᐊᒻᕋᒍᓄᑦ ᐊᔾᔨᒌᓕᕐᑎᓯᒪᔪᑦ — **ᑕᒪᐃᓐᓄᑦ ᐊᒻᕋᒍᓄᑦ (ᔫᓂ 1996 - ᒪᐃ 2001)**

Aragutamat angujauvaktun tatlman araguit iluani — **Tamamik ukiuni (June 1996 - May 2001)**

6.3.2

Study Year/ᖃᐅᔨᓴᕐᓂᒃ ᐊᒻᕋᒍ/Ihivgiukimayut Ukiumi			1	2	3	4	5	Mean ᐊᔾᔨᒌᓕᕐᑎᓯᒪᔪᑦ Amigaitkiyait
			96/97	97/98	98/99	99/00	00/01	
Species	**ᐆᒪᔪᑦ**	**Umajuin**						
Caribou[1]	ᑐᒃᑐᐃᑦ[1]	Tuktut[1]	2,856	2,846	2,269	2,374	2,057	2,480
Musk-ox[2]	ᐅᒥᖅᒪᐃᑦ[2]	Umingmait[2]	0	0	7	5	10	4
Moose	ᑐᒃᑐᕝᕕᐃᑦ	Tuktuvait	0	0	0	0	2	<1
Polar bear[3]	ᓇᓄᐃᑦ[3]	Nanuit[3]	2	1	2	2	2	2
Tundra grizzly[4]	ᐊᒃᓚᐃᑦ[4]	Akhait[4]	1	0	0	3	4	2
Wolf[5]	ᐊᒪᕈᐃᑦ[5]	Amagut[5]	72	97	147	46	92	91
Arctic fox[6]	ᑎᓇᒐᓐᓂᐊᑦ[6]	Tigiganiat[6]	314	116	64	87	29	122
Coloured fox[7]	ᖃᑯᓐᖏᑦᑐᑦ ᑎᓇᒐᓐᓂᐊᑦ[7]	Kalaliit tigiganiat[7]	0	0	4	5	2	2
Muskrat	ᐊᕕᓐᖓᕐᔪᐊᑦ	Kivgaluk	0	0	0	0	2	<1
Wolverine	ᖃᕝᕕᑦ	Kalvik	5	2	8	22	22	12
Arctic hare	ᐅᑲᓖᑦ	Ukalik	0	4	3	0	2	2
Ringed seal[8]	ᓇᑦᓱᑦ[8]	Natiinat[8]	8	0	0	0	0	2
Bearded seal	ᐅᒡᔪᐃᑦ	Ukyuk	0	0	0	0	4	1
Harbour seal	ᖃᓯᒋᐊᑦ	Qanigiaq	0	0	2	0	0	<1
Geese (unspecified)	ᓂᕐᓖᑦ	Kanguk	0	0	0	0	62	12
Snow goose[9]	ᑲᖑᐃᑦ[9]	Kanguq[9]	15	28	91	58	3	39
Canada goose[10]	ᓂᕐᓖᑦ ᐅᓗᐊᒍᓖᑦ[10]	Nikliknik[10]	106	50	43	34	0	47
Ptarmigan	ᐊᕿᒡᒋᑦ	Akilgik	26	185	150	184	324	174
Sandhill crane	ᑕᑎᒡᓚᕐᔪᐊᑦ	Tatilgaq	0	3	0	0	0	1
Goose eggs[11]	ᑲᖑᐃᑦ ᒪᓐᓂᖏᑦ[11]	Uluaguliit manniit[11]	54	147	8	99	0	62
Seagull eggs[11]	ᓇᐅᔭᐃᑦ ᒪᓐᓂᖏᑦ[11]	Nauyat manniit[11]	0	39	0	0	0	8
Arctic char[12]	ᐃᖃᓗᒃᐲᑦ[12]	Ikaliviit[12]	1,157	622	352	442	187	552
Lake trout	ᐃᓱᕋᐃᑦ	Ikalukpik	3,795	5,884	3,189	5,906	2,267	4,208
Arctic grayling[13]	ᓗᓗᒃᐊᐅᒐᐃᑦ[13]	Hulupaugaq[13]	1,031	241	0	45	0	263
Whitefish[14]	ᑲᕕᓯᓖᑦ[14]	Kapihiliit[14]	452	1,095	381	431	805	633
Burbot	ᑎᒃᑕᓖᑦ	Tiktaaliq	0	3	0	0	0	1

[1-14]: See page 653 for community feedback and other sources of data.

[1-14]: ᑕᑯᒍᒃ ᒪᕐᐱᑐᒐᖅ 655 ᓄᓇᓖᑦ ᑭᐅᒃᔪᑎᕐᕋᑦ ᐊᒻᒪᓗ ᐊᓯᕐᕋᑦ ᐱᒃᕕᐅᔪᑦ ᓈᒪᔭᐅᑎᓂᒃ.

[1-14]: Takulugu makpigaak 657 nunanit kiutjutinganik ovalo aalanik naunaiyautainik.

TABLE/ᓇᓗᓇᐃᔭᐅᑦ/NAUNAIKUTA 528

Annual hunter response — **All Years (June 1996 - May 2001)**

ᐊᒡᕐᒍᑕᒫᑦ ᐊᖑᓇᓱᒃᑏᑦ ᑭᐅᓂᖏᑦ — **ᑕᒪᐃᓐᓄᑦ ᐊᒡᕐᒍᓄᑦ (ᔫᓂ 1996 - ᒪᐃ 2001)**

Angujauvaktu — **Tamamik ukiuni (June 1996 - May 2001)**

Study Year/ᖃᐅᔨᓴᕐᕕᒃ ᐊᒡᕐᒍ/Ihivgiukimayut Ukiumi			1	2	3	4	5	Total ᑲᑎᑦᑐᑎᑦ Tamakiklugin
			96/97	97/98	98/99	99/00	00/01	
Hunter Response Categories	**ᐊᖑᓇᓱᒃᑏᑦ ᑭᐅᓂᖏᑦ ᐊᒡᒍᕐᒪᓂᖏᑦ**	**Angunahukpaktun Kiujait**						
Monthly hunter list	ᑕᕿᑕᒫᑦ ᐊᖑᓇᓱᒃᑏᑦ	Tatkitaman angunahuktut titigait	327	324	315	302	299	341*
Interview list	ᐊᐱᕐᓱᕐᓴᐃᑦ	Apikiktan	218	214	314	302	299	336*
Hunters interviewed	ᐊᖑᓇᓱᒃᑏᑦ ᐊᐱᕐᓱᕐᑕᑦ	Angunahuktin apikhuktan	208	186	218	176	172	276*
Harvested	ᐊᖑᓇᓱᒃᑐᒥᓐᓂᑦ	Angujaujut	138	113	125	147	126	230*
Response Rate (%)	ᑭᐅᔪᑦ ᖃᑦᓱᐅᓂᖏᑦ (%)	Kiujut (%)	81	68	60	56	55	64**

* Hunters registered/on interview list/interviewed/harvested at least once during the study.
** Mean annual response rate.

* ᐊᖑᓇᓱᒃᑏᑦ ᐊᑎᓕᐅᔪᒪᔪᑦ/ᐊᐱᕐᓱᕐᓴᓐᓂᑦᑐᑦ/ᐊᐱᕐᓱᑦᑕᑦ/ᐊᖑᓇᓱᒃᑐᒥᓐᓂᑦ ᐊᑕᐅᓯᐊᕐᓗ% ᐊᑦᑐᑎᒃ ᖃᐅᔨᓴᕐᓂᕐᒥ.
** ᐊᔾᔨᒌᓕᕐᑎᓯᒪᔪᑦ ᐊᒡᕐᒍᑕᒫᑦ ᑭᐅᔪᑦ.

* Angunahuktin atiliukhimajut/apikhiktaujukhat/apikhiktaunikut/anguhimajut taipfumuna tahapkuan kaujihatatiplugin.
** Atjikilirhimajut ukiumun kiutjutaujut.

TABLE/ᓇᓗᓇᐃᔭᐅᑦ/NAUNAIKUTA 529

Recall period between harvest and interview, expressed as % of total harvest records — **All Years (June 1996 - May 2001)**

ᐅᑎᕐᕕᐅᔪᑦ ᐊᑯᕐᖓᓂ ᐊᖑᓇᓱᒃᓂᖓᑕ ᐊᒻᒪᓗ ᐊᐱᕐᓱᕐᑕᐅᓂᖓᑕ, ᓇᓗᓇᐃᕐᑕᑦ ᐃᒫᒃ % ᑲᑎᑦᑐᑎᑦ ᐊᖑᓇᓱᒃᑕᑦ ᑎᑎᕐᕕᐅᒪᔪᑦ — **ᑕᒪᐃᓐᓄᑦ ᐊᒡᕐᒍᓄᑦ (ᔫᓂ 1996 - ᒪᐃ 2001)**

Angunahuktin apikhuktaujut, iluakhagaujutl % tamakiklugit angujauhimajut umajut — **Tamamik ukiuni (June 1996 - May 2001)**

Study Year/ᖃᐅᔨᓴᕐᕕᒃ ᐊᒡᕐᒍ/Ihivgiukimayut Ukiumi			1	2	3	4	5	Total ᑲᑎᑦᑐᑎᑦ Tamakiklugin
			96/97	97/98	98/99	99/00	00/01	
Recall Period	**ᐅᑎᕐᕕᐅᔪᑦ**	**Pigiakvia**						
≤ 3 months	≤ 3 ᑕᕿᑦ	≤ tatkin pingahut	50	42	32	76	86	57
4-6 months	4-6 ᑕᕿᑦ	tatkin hitaman 6nut	28	22	38	20	8	23
> 6 months	> 6 ᑕᕿᑦ	> 6 tatkin	22	36	29	4	6	19

6.3.2

TABLE/ᓇᓗᓇᐃᔭᐅᑦ/NAUNAIKUTA 530

Number of hunters harvesting each species — **All Years (June 1996 - May 2001)**

ᖃᑦᓯᐅᓂᖏᑦ ᐊᖑᓇᓱᒃᑏᑦ ᐊᖑᓇᓱᒃᐸᑦᑐᑦ ᐊᑐᓂᒃ ᐆᒪᔪᖅᓂᒃ — **ᑕᒪᐃᓐᓄᑦ ᐊᒃᕿᒍᓄᑦ (ᔫᓂ 1996 - ᒪᐃ 2001)**

Angunahuktin angutivaktun umajunik — **Tamamik ukiuni (June 1996 - May 2001)**

Study Year/ᖃᐅᔨᓴᕐᓂᒃ ᐊᒃᕿᒍ/Ihivgiukimayut Ukiumi			1	2	3	4	5	Total ᑲᑎᑦᑐᑦ
			96/97	97/98	98/99	99/00	00/01	Tamakiklugin
Species	**ᐆᒪᔪᑦ**	**Umajuin**						
Caribou	ᑐᒃᑐᐃᑦ	Tuktut	113	97	99	116	101	187
Musk-ox	ᐅᒥᒃᒪᐃᑦ	Umingmait			3	3	3	9
Moose	ᑐᒃᑐᕝᕕᐃᑦ	Tuktuvait					1	1
Polar bear#	ᓇᓄᐃᑦ#	Nanuit#	n/d	n/d	n/d	n/d	n/d	n/d
Tundra grizzly	ᐊᒃᓚᐃᑦ	Akhait	1			2	2	5
Wolf	ᐊᒪᕈᐃᑦ	Amagut	10	13	15	10	12	32
Arctic fox	ᑎᓇᒐᓐᓂᐊᑦ	Tigiganiat	15	11	6	4	5	28
Coloured fox	ᖃᑯᓐᖏᑦᑐᑦ ᑎᓇᒐᓐᓂᐊᑦ	Kalaliit tigiganiat			1	3	1	5
Muskrat	ᐊᕕᓐᖓᕐᔪᐊᑦ	Kivgaluk					1	1
Wolverine	ᖃᑉᕕᑦ	Kalvik	2	1	4	10	7	16
Arctic hare	ᐅᑲᓖᑦ	Ukalik		1	1		1	3
Ringed seal	ᓇᑦᓱᑦ	Natiinat	1					1
Bearded seal	ᐅᒡᔪᐃᑦ	Ukyuk					1	1
Harbour seal	ᖃᓯᒋᐊᑦ	Qanigiaq			1			1
Geese (unspecified)	ᓂᕐᓖᑦ	Kanguk					1	1
Snow goose	ᑲᖑᐃᑦ	Kanguq	1	3	4	2	1	11
Canada goose	ᓂᕐᓖᑦ ᐅᓗᐊᒍᓖᑦ	Nikliknik	16	5	4	3		26
Ptarmigan	ᐊᕿᒡᒋᑦ	Akilgik	1	5	5	5	4	13
Sandhill crane	ᑕᑎᒡᒐᕐᔪᐊᑦ	Tatilgaq		1				1
Goose eggs	ᑲᖑᐃᑦ ᒪᓐᓂᖏᑦ	Uluaguliit manniit	2	3	1	2		8
Seagull eggs	ᓇᐅᔭᐃᑦ ᒪᓐᓂᖏᑦ	Nauyat manniit		1				1
Arctic char	ᐃᖃᓗᒃᐲᑦ	Ikaliviit	54	34	18	17	14	91
Lake trout	ᐃᓱᕐᕋᐃᑦ	Ikalukpik	96	67	69	101	81	192
Arctic grayling	ᓱᓗᒃᐸᐅᒐᐃᑦ	Hulupaugaq	3	3		4		10
Whitefish	ᑲᕕᓯᓖᑦ	Kapihiliit	4	3	3	7	1	13
Burbot	ᑎᒃᑕᓖᑦ	Tiktaaliq		1				1

‡‡ No data are available corresponding to the harvest numbers shown in the harvest estimates table which were provided by DSD.

‡‡ ᑎᑎᕐᓯᒪᔪᓂᒃ ᐱᑕᖃᓐᖏᑦᑐᖅ ᐱᔾᔪᑎᓕᓐᓂᒃ ᐊᖑᔭᑦ ᖃᑦᓯᐅᓂᖏᓐᓄᑦ ᐊᓚᒃᑲᐅᒪᔪᓄᑦ ᐊᖑᔭᓄᑦ ᓇᓚᐅᑦᓴᕈᑎᓂ ᑐᓂᔭᖏᓐᓂ ᐃᑯᐱᕐᕕᓕᕆᔨᑦ.

‡‡ Nahagauhimaitut titigakhimajunik pitman kanuk angujaukatakhimajunik kanukitunit pijaumajut ikupiktulikijinik.

6.3.2 Community Results Discussion: Baker Lake

The survey frame:

An assessment of under-enumeration during the community visit revealed that there were approximately 67 hunters who were not registered in the Harvest Study. Sixty-five of these were Inuit, all occasional hunters. It is estimated that there were two non-Inuit with assigned hunting rights who were not registered – one occasional and one active hunter. As discussed in Section 5.2.1 the effect of this under-enumeration would have led to a downward bias of the harvest estimates. Given that these unregistered hunters represent 16 percent of the total hunter population (Table 10) the effect of this bias on harvest estimates could be significant. Harvest estimates for the unregistered hunters can be estimated using mean harvest quantities for each species by strata. However, these estimates, having their own sources of error and bias, are beyond the scope of this Final Report. Readers may apply to NWMB to obtain the results of these calculations.

Due to the relatively small number of intensive hunters registered in Baker Lake, the intensive classification was joined with the active classification for the purpose of calculating harvest estimates.

Survey coverage and non-response bias:

Response rates in year 1 were very good but then began to decline rapidly. Originally one of the sub-sampled communities, due to declining response rates in Baker Lake, all occasional hunters not previously on the interview list were added to this list in year 3. Unfortunately rates continued to fall throughout the study and readers should consider this when using harvest data from this community. During the community visit it was reported that low response rates were due in part to high Fieldworker turnover and conflicts with the Nunavut Hunter Support Program. As seen in Table 9 the consistent intentional non-response rate in Baker Lake was high, at 32.7%, resulting in a high potential for non-response bias.

Response rates were felt to be high enough and non-response bias low enough during year 1 to ensure that n did in fact constitute a sufficiently representative sample of N hunters. Unfortunately due to declining response rates and increasing intentional non-response the same cannot be said for the other years of the study. Readers should exercise caution when using the data collected during years 2 to 5 of the study since the potential for both sampling error and non-response bias increases as response rates fall.

Measurement issues and response error:

There were no specific incidents of measurement error brought up during the community visit. However, readers should refer to Section 5.4 for a thorough discussion of this issue.

As seen in the recall period tables, during the first three years of the study recall periods were high, often over six months. This calls into question the ability of hunters to accurately remember what they had harvested and may have resulted in some measurement error. Recall periods did improve in the last two years of the study when over 75% of the records were collected within three months of the harvest.

Commercial quotas were issued by DFO for whitefish, lake trout and arctic char during the Harvest Study. A small number of char were reported caught and no harvests of whitefish or lake trout were reported back to DFO (DFO F). It is unlikely that harvest estimates contain a large number of commercially harvested fish.

Community feedback and other sources of data:

1. **Caribou:** Caribou harvesting consisted of barren-ground caribou. Harvest estimates from years 3 to 5 seem low (C.F.).
2. **Musk-ox:** Baker Lake had an annual quota of 19 animals. The community reports that only approximately 8 of those tags were used per year since hunters must travel large distances to harvest musk-ox (C.F.).
3. **Polar bear:** Numbers displayed are not estimates but confirmed harvest numbers supplied by DSD (DSD PB).

4 **Tundra grizzly:** At least 1 to 2 per year are harvested. In years when 0 were recorded some were likely caught but not reported (C.F.). DSD staff confirmed that the annual quota for grizzlies was 5 animals and that the community usually harvests about 3 bears per year.

5 **Wolf:** With the exception of the year 3 harvest estimates, all estimates seem too low. The mean annual harvest should be closer to 150 animals (C.F.). DSD reports indicate that 124 wolf pelts were purchased from Baker Lake hunters in 1999/2000 (year 4) and 44 were purchased in 2000/2001 (year 5) (note that DSD data are based on harvest years that run from July to June, whereas Harvest Study data are based on harvest years that run from June to May) (DSD FB).

6 **Arctic fox:** Harvest estimates for years 3 to 5 seem too low (C.F.). This was confirmed for the last two years by DSD reports indicating that 312 arctic fox pelts were purchased from Baker Lake hunters in 1999/2000 (year 4) and 92 were purchased in 2000/2001 (year 5) (note that DSD data are based on harvest years that run from July to June, whereas Harvest Study data are based on harvest years that run from June to May) (DSD FB).

7 **Coloured fox:** In years where 0 were recorded, there were likely some harvested but not reported (C.F.).

8 **Ringed seal:** The Baker Lake HTO Board reports that every few years, 2 to 3 ringed seals are harvested. They feel that there were a small number of seals harvested in year 5 that were not reported (C.F.).

9 **Snow goose:** All harvest estimates seem too low. The HTO Board reports that approximately 150 are harvested each year (C.F.).

10 **Canada goose:** They are less abundant than snow geese. The year 1 estimate seems accurate whereas the estimates in the other years seem low. The HTO Board reports that approximately 75 are harvested each year (C.F.).

11 **Eggs:** All harvest estimates for eggs appear too low. Many hunters did not report their egg harvests. Eggs gathered in the area include snow goose eggs (approximately 200 per year), Canada goose eggs (approximately 150 per year) and occasionally seagull eggs (approximately 30 per year) (C.F.).

12 **Arctic char:** Harvest estimates in years 2 to 5 seem too low. The year 1 estimate of 1157 appears to be more accurate (C.F.).

13 **Arctic grayling:** These fish are abundant in the area; some are caught every year (C.F.).

14 **Whitefish:** Harvest estimates seem too low. Estimates should be close but not quite as high as lake trout estimates (C.F.).

6.3.2 ᓄᓇᓕᖕᓂ ᓴᖅᑭᑕᐅᔪᓂᒃ ᐅᖃᖃᑎᒌᒋᑎᑦ: ᖃᒪᓂᑦᑐᐊᖅ

ᖃᐅᔨᓴᓂᐅᑉ ᐋᖅᑭᐅᒪᓂᖓ:

ᕿᒥᕐᕈᔭᐅᑎᓗᒋᑦ ᐊᑎᓕᐅᓇᖏᓗᐊᖅᐸᓂᐅᔪᑦ ᓄᓇᓕ ᐳᓚᕋᖅᑕᐅᑎᓗᒋᑦ ᑕᑯᑎᑦᓯᓚᐅᖅᑐᑦ 67 ᖑᓚᐅᖅᖓᑕ ᐊᖑᓇᓱᐊᖅᑏᑦ ᑎᑎᕋᖅᑕᐅᓯᒪᖏᑦᑎᐊᖓ ᐊᖑᔭᓂᑦ ᖃᐅᔨᓴᓂᕐᒧᑦ. 65-ᖑᔪᓐ ᐃᓅᓗᑎᒃ, ᐊᑕᖏᖅᑐᑎᒃ ᐊᖑᓇᓱᐊᖃᑦᑕᐃᓐᓇᖅᑐᐃᑦ. ᓇᓚᐅᑦᑖᕐᑦᑕᐅᔪᖅ ᒪᕐᕈᓚᐅᓇᐊᖓ ᐃᓅᖏᑦᑑᒃ ᑐᓂᔭᐅᓯᒪᔫᒃ ᐊᖑᓇᓱᐊᕈᓐᓂᕐᒧᑦ ᐱᔪᓐᓇᐅᑎᒥᑦ ᑎᑎᕋᖅᑕᐅᓯᒪᓚᐅᖏᑦᑑᒃ - ᐊᑕᐅᓯᖅ ᐊᖑᓇᓱᐊᑲᐃᓐᓇᖃᑦᑕᖅᑐᖅ ᐊᒻᒪ ᐱᖃᑖ ᐊᖑᓇᓱᐊᖏᓐᓇᖅᑐᖅ. ᐅᖃᐅᓯᐅᒻᒪᑕ ᓈᓴᐅᑎᒥ 5.2.1 ᑕᒪᑐᒪ ᐊᑎᓕᐅᓇᖏᓗᐊᕈᑎᐅᑉ ᐱᐊᑕᐅᓂᖓ ᐊᑦᑎᑖᓕᑎᑦᓯᒪᒐᔭᖅᑐᐃᑦ ᐆᒪᔪᖅᑕᐅᑦᑐᑦ ᖃᑦᓯᐅᑖᓂᖏᓐᓂᒃ. ᐱᓕᐅᒍ ᑕᒪᒃᑯᐊ ᑎᑎᕋᖅᑕᐅᓯᒪᖏᑦᑐᐃᑦ ᐊᖑᓇᓱᐊᖅᑏᑦ ᑭᒡᒐᐃᔪᐃᑦ 16-ᐳᓯᑦᖏᓐᓂᑦ ᑲᑎᑦᓗᑦ ᐊᖑᓇᓱᐊᖅᑎᐅᔪᐃᑦ (ᓇᓕᖅᑲᖅ 10) ᖃᓄᐃᑎᑦᑎᓂᖓ ᐅᖃᖃᑕᖏᓐᓂᐅᑉ ᐊᖑᔭᐅᖃᑦᑕᖅᑐᓄᑦ ᓇᓚᐅᑦᑖᕐᑦᑕᐅᓯᒪᔪᓄᑦ ᐊᖏᓗᐊᕈᓐᓇᖏᑦᑐᖅ. ᐆᒪᔪᖅᑕᐅᑦᑐᑦ ᐊᑎᖃᖃᑕᐅᖏᑦᑐᓄᑦ ᒥᑦᓴᐅᓯᖅᑕᐅᔪᓐᓇᖅᑐᑦ ᐊᑐᕐᓗᑦ ᐆᒪᔪᖅᑕᐅᒡᒍᔪᖅᑐᐃᑦ ᖃᑦᑎᐅᑦᓐᓂᖏᑦ ᐊᑐᓂᑦ ᓂᕐᔪᑎᓄᑦ ᐊᒡᒍᖅᑕᐅᓯᒪᓂᖏᑎᒍᑦ. ᑭᓯᐊᓂᓕ, ᑕᒪᒃᑯᐊ ᓇᓚᐅᑦᑖᑕᐅᔪᐃᑦ ᓇᖏᓂᖅ ᑕᒪᒪᕈᓐᓇᑎᓗᒋᑦ ᐊᒻᒪ ᐊᔾᔨᒋᒍᓇᖏᑎᓗᒋᑦ, ᐅᖓᑖᓂᒃᑐᐃᑦ ᑖᒃᑯᐊ ᑭᖑᓕᕐᔪᒥ ᐅᓂᒃᑳᓕᐊᓐ. ᐅᖃᓕᒫᖅᑐᑦ ᑐᑦᓯᕋᕈᓐᓂᖅᑐᑦ ᐆᒪᔪᓕᓇᔾᔪᐊᑯᓐᓂᑦ ᐱᔪᒪᓐᓂᕈᑎᒃ ᓴᖅᑭᑕᐅᓯᒪᔪᓂᒃ ᓈᓴᐅᑎᓂᒃ.

ᖃᑦᑏᓐᓇᓘᓂᖏᓐᓂᑦ ᐊᒃᓯᒃᑖᒃ ᐊᖑᓇᓱᑉᐸᑦᑐᐃᑦ ᐊᑎᖃᖃᑕᐅᔪᑦ ᖃᒪᓂᑦᑐᐊᕐᒥ, ᐊᒃᓯᒃᑖᓂᕋᖅᑕᐅᑦᑐᑦ ᐱᖃᓯᐅᑎᓯᒪᔪᑦ ᓇᓗᓇᐃᕈᑎᖃᖅᑐᓂᒃ ᑕᒫᐸᓗᒃ ᓈᓴᖅᑕᐅᓇᓱᑦᑎᓗᒋᑦ ᖃᑦᑎᐅᑦᓐᓂᖏᑦ ᐆᒪᔪᖅᑕᐅᑦᑐᐃᑦ.

ᖃᐅᔨᓴᖅᑕᐅᔪᑦ ᐊᒻᒪ ᐃᓚᓕᐅᓇᔭᐅᑦᖏᑦᑐᑦ ᑭᐅᓐᖏᑦᑐᑦ:

ᑭᐅᖃᑦᑕᓂᐅᔪᓐ ᐊᑦᕋᒍ 1-ᒥ ᐱᐅᑦᓚᓇᓚᐅᖅᑐᓐ ᑭᓯᐊᓂ ᐱᐅᖏᑦᓕᑦᓚᐊᑲᓚᓚᐅᖅᑐᓐ. ᐃᓚᖓᑦ ᖃᐅᔨᓴᖅᕕᐅᖃᑕᓂᐊᖅᑐᖅ ᓄᓇᓕᐅᔪᖅ, ᐱᓕᒍ ᑭᐅᔭᐅᖃᑕᖏᓐᓂᖓ ᖃᒪᓂᑦᑐᐊᕐᒥ, ᐊᖑᓇᓱᐊᑲᐃᓐᓇᖃᑦᑕᖅᑐᓕᒫᓐ ᐊᐱᖅᓯᕋᓴᐅᔪᐃᑦ ᑎᑎᕋᖅᑕᐅᓯᒪᓐᓂᓚᐅᖏᑦᑐᓐ ᐃᓚᓕᐅᔾᔭᐅᓚᐅᖅᑐᐃᑦ ᑎᑎᕋᕐᓯᒪᔪᓄᑦ ᐊᕐᕋᒍ 3-ᒥ. ᐅᖑᐊᓇᖅᑐᒐᓗᐊᖅ ᐊᒥᓲᓂᖏᑦ ᑲᑕᑉᐸᓕᐊᖏᓐᓇᓚᐅᖅᑐᓐ ᖃᐅᔨᓴᓂᕐᒥ ᐊᒻᒪ ᐅᖃᓕᒫᖅᑎᐅᔪᐃᑦ ᐃᓱᒪᖃᓇᐊᓕᓐ ᑖᔭᓯᒥᖓ ᐊᑐᖅᑎᓗᒋᑦ ᐊᖑᔭᐅᖃᑕᖅᑐᓄᑦ ᑎᑎᖃᕐᓂᑎᐅᔪᓂᑦ ᑕᑯᖓᓐ ᓄᓇᓕᐅᔪᓂᑦ. ᓄᓇᓕᖕᓄᑦ ᐳᓚᓇᖅᓯᒪᓂᕐᒥ ᐅᖃᐅᓯᐅᓚᐅᖅᑐᖅ ᐊᑉᐸᓯᖕᓂᕐᖅᑕᐅᓗᓂ ᑭᐅᖃᑦᑕᖕᓂᖅ ᐱᓗᒍ ᐊᓯᔾᔨᖃᑕᖓ ᓄᓇᓕᖕᓂ ᓈᓴᐃᔾᔨᐅᑉ ᐊᒻᒪ ᐊᕝᕕᐊᕈᑎᖃᕐᓂᖅ ᓄᓇᕗᒥ ᐊᖑᓇᓱᐊᖅᑎᓄᑦ ᐃᑲᔫᑕᐅᕝᕙᑦᑐᓄᑦ ᐱᓕᕋᐊᒍᑦ. ᑕᑯᑎᑦᓯᒪᑕ ᓇᓚᖅᑲᒥ 9 ᐱᔭᕇᓗᑎᒃ ᑭᐅᑦᑕᐃᓕᑦᓴᐃᓐᓇᐸᑦᑐᑦ ᖃᒪᓂᑦᑐᐊᕐᒥ ᖑᕝᕙᓯᓚᐅᖅᑕᖅ, 32.7ᐳᓯᑦᒥ, ᓴᖅᑮᓐᓗᓂ ᖑᕝᕙᓯᑦᑐᒥᑦ ᑭᐅᖃᑕᕈᓐᖏᓂᐅᑐᐃᓐᓇᐊᖃᖅᑐᒥᑦ.

ᑭᐅᕙᑦᑎᒋᓂᖏᑦ ᐊᒥᓲᑦᑎᐊᕋᓱᒋᔭᐅᓚᐅᖅᑐᑦ ᐊᒻᒪᓗ ᑭᐅᕙᓐᖏᑦᑐᑦ ᐅᓄᓗᐊᕋᑎᒃ ᐊᕐᕋᒍ 1-ᒥ ᑖᒃᑯᐊ ᐊᐱᖅᓱᖅᑕᐅᕙᑦᑐᑦ ᖃᑦᑎᐅᓂᖏᑦ ᒥᑦᓴᐅᓯᓯᒪᑦᑎᐊᖅᖏᓐᓂᒃ ᐊᖑᓇᓱᑦᑎᓂᒃ ᐊᑎᖃᖃᑕᐅᔪᓂᒃ. ᐅᓯᒍᐊᖅᑐᒐᓗᐊᖅ ᐱᓕᒍ ᒥᑭᓕᕙᓕᐊᓂᖓ ᑭᐅᖃᑕᓂᐅᕙᑦᑑᒻ ᐊᒻᒪ ᐊᖏᓕᕙᓕᐊᓂᖓ ᐱᔭᕆᓗᓂ ᑭᐅᑕᐃᓕᒪᓂᖅ ᑕᐃᒪᓐᓇᓴᐃᓐᓇᖅ ᐅᖃᐅᓯᐅᔪᓐᓇᖏᑦᑐᖅ ᐊᓯᖏᓐᓂᑦ ᐊᕐᕋᒍᓄᑦ ᖃᐅᔨᓴᓂᕐᒥ. ᐅᖃᓕᒫᖅᑐᑦ ᐅᔾᔨᖅᑐᒥᐊᖃᖅᑐᑦ ᐊᑐᕐᓂᐊᕈᓐᓂᔭᒃ ᐊᓕᑕᐅᓯᒪᔪᐃᑦ ᓄᐊᑕᐅᓯᒪᔪᑦ ᐊᕐᕋᒍᓂ 2-ᒥᑦ 5-ᒧᑦ ᖃᐅᔨᓴᓂᕐᒥ ᓄᐊᑕᐅᓯᒪᔪᑦ ᑕᒻᒪᖅᓯᒪᐅᖅᑐᑦ ᐊᒻᒪᓗ ᑭᐅᕙᓐᖏᑦᑐᓂᒃ ᐃᓚᓕᐅᓇᖏᓗᐊᕐᓕᑦ ᐱᕙᓕᐊᒍᖅᓱᒪᑕ ᑭᐅᕙᑦᑎᒋᓂᖏᑦ ᑲᑕᔾᔪᓐᒥᔭᕐᖓᑕ.

ᓯᖅᑯᐃᖅᓯᔾᔪᑎᓄᓕᖓᔪᑦ ᐊᒻᒪ ᑭᐅᔾᔪᑎᑦ ᑕᒻᒪᖅᓯᒪᐅᖅᑐᑦ:

ᑭᓯᒥᒃ ᓴᖅᑭᖅᑐᖃᑦᑖᓚᐅᖏᑦᑐᖅ ᑕᒻᒪᖅᓯᒪᐅᖅᑐᖃᓐᓂᕐᒪᖔᑦ ᐳᓚᕋᖅᑕᐅᑎᓗᒋᑦ ᓄᓇᖃᖅᑐᑦ, ᑭᓯᐊᓂ, ᐅᖃᓕᒫᖅᑐᑦ ᖃᐅᔨᒋᐊᖅᑐᑦᓴᐅᕗᑦ ᓈᓴᐅᑎᒧᑦ 5.4 ᐅᖃᐅᓯᐅᑎᓗᒍ ᑕᒪᓐᓇ.

ᐃᖅᑲᐅᒪᔭᐅᔪᓄᑦ ᓇᓕᖅᑲᖏᓐᓂ ᑕᑯᑎᑦᓯᒪᒪᑕ, ᐅᑭᐅᑦ ᐱᖓᓱᑦ ᐱᒋᐊᕐᓂᖓᓂᑦ ᖃᐅᔨᓴᓂᕐᒧᑦ ᐃᖅᑲᖅᓴᒋᐊᖅᑲᖅᐸᓂᖏᑦ ᖃᖓᓂᓴᐅᓗᐊᖅᐸᓚᐅᖅᑐᑦ, ᐃᓚᖏᓐᓂ ᑕᖅᑭᑦ ᐊᕐᕕᓂᓐᓂᑦ ᐅᖓᑖᓄᑦ. ᑕᒪᓐᓇ ᑲᖏᕈᑕᐅᕗᖅ ᐊᖑᓇᓱᑦᑎᑦ ᐃᖅᑲᐅᒪᑦᓯᐊᕈᓐᓇᕐᓗᐊᓇᐊᖅᓴᖏᓐᓂᒃ ᐆᒪᔪᖅᑕᒥᓂᕐᒥᓂᒃ ᑕᒻᒪᕈᑕᐅᓕᕐᓗᑎᓕᓗ. ᖃᖓᓂᓴᐅᓂᒃ ᐃᖅᑲᖅᓴᓇᐊᖃᖅᐸᓂᖏᑦ ᐊᑯᓂᐅ-ᓗᐊᖏᓐᔾᔪᒥᓕᐅᖅᑐᑦ ᐅᑭᐅᑦ ᒪᕐᕈᒃ ᑭᖑᓕᖅᐹᖏᓐᓂ 75%ᖏᑦ ᓄᐊᑕᐅᓕᖅᑐᑎᒃ ᐊᓕᑕᐅᔪᑦᓴᑦ ᑕᖅᑭᑦ ᐱᖓᓱᑦ ᑐᖓᒍᑦ ᐆᒪᔪᖅᓯᐅᖅᑐᒥᓂᐅᓚᐅᖅᑎᓗᒋᑦ.

ᓂᐅᕈᑎᑦᓴᓄᑦ ᑰᑕᓕᐊᖑᓯᕙᑦᑐᑦ ᐃᒪᕐᒥᐅᑕᓕᓇᔾᔪᓐᓂᑦ ᐱᔭᐅᕙᑦᑐᑦ ᑲᕕᓯᓕᓐᓄᑦ, ᐃᓱᕐᕋᓄᑦ ᐊᒻᒪᓗ ᐃᖃᓗᖕᓄᑦ ᐱᔭᐅᕙᓱᓐᓂᕐᒥᓂ. ᐅᓄᓗᐊᖏᑦᑐᑦ ᐃᖃᓗᐃᑦ ᑎᑎᖅᑕᐅᓯᒪᓚᐅᖅᑐᑦ ᐃᖃᓗᒃᑕᐅᔪᒥᓂᑦ ᐊᒻᒪᓗ ᐱᔪᖃᓯᒪᒐᓂ ᑲᕕᓯᓕᓐᓂᒃ ᐃᓱᕐᕋᓂᓐᓂᑦ ᐅᖃᐅᓯᐅᔪᓂᒃ ᐃᒪᕐᒥᐅᑕᓕᓇᔾᔪᓐᓂᑦ (DFO F). ᐃᖃᓗᒃᑕᐅᕙᑦᑐᒥᓂᕐᓄᑦ ᓈᓴᖅᑕᐅᓯᒪᔪᑦ ᐱᖃᓯᐅᑎᓯᒪᔫᓗᐊᖃᓕᒋᐊᖏᓐᓂᒃ ᓂᐅᕈᑎᑦᓴᓕᐊᒥᓂᕐᓂᒃ.

ᓄᓇᓕᒻᒥ ᑭᐅᔾᔪᑎᑦ ᐊᒻᒪᓗ ᐊᓯᖏᑦ ᐊᓕᑕᐅᓯᒪᔪᑦ:

1 **ᑐᒃᑐᐃᑦ:** ᑐᒃᑐᐃᑦ ᓇᐹᖅᑐᖃᖏᑦᑐᒥᐅᑕᑦ. ᑐᒃᑐᑕᐅᔪᒥᓂᑦ ᓇᓕᖅᑲᖏᑦ ᐅᑭᐅᓄᑦ 3ᒥᑦ 5ᒧᑦ ᐊᑦᑎᑦᑑᔭᖅᑐᑦ (C.F.).

2 **ᐅᒥᖓᐃᑦ:** ᖃᒪᓂᑦᑐᐊᖅ ᑰᑕᖃᖅᐸᓚᐅᖅᑐᑦ 19ᓂᒃ ᐊᕐᕋᒍᑕᒫᑦ. ᓄᓇᓕ ᐅᖃᓚᐅᖅᑐᑦ ᑕᒫᓂ 8 ᒥᑦᓯᖏᓐᓃᐸᓗᑦᑐᐃᓐᓇᖅᑐᓂᒃ ᓂᐃᖓᑖᓂᒃ ᐊᑐᖅᐸᓚᐅᖅᑐᖏᓐᓂᒃ ᐊᕐᕋᒍᑕᒫᑦ ᐅᖓᓯᑦᑐᓕᐊᓇᖅᖃᖅᐸᓂᖏᓐᓂᑦ ᐅᒥᖓᒪᒐᓯᐊᖅᑐᑎᒃ (C.F.).

3 **ᓇᓄᐃᑦ:** ᓈᓴᐅᑎᑦ ᑕᑯᔭᒃᓴᐅᔪᑦ ᒥᑦᓴᐅᓯᑭᑎᑐᐃᓐᓇᐅᖏᑦᑐᑦ ᑭᓯᐊᓂ ᓈᓴᖅᑕᐅᓯᒪᕐᓕᑦᑖᖅᑐᑦ ᓄᓇᕗᑦ ᒐᕙᒪᒃᑯᑦ ᐃᑯᐱᕝᕕᓕᓇᔾᔪᒃᑯᖏᓐᓂᑦ (DSD PB).

4 **ᐊᒃᑕᒃ ᑲᔪᖅ:** ᐊᑕᐅᓯᖅ ᒪᕈᓪᓗᓐᓂᑦ ᐊᒃᑕᒃᑕᐅᕙᑦᑐᑦ ᐊᕐᕋᒍᑕᒦᒪᑦ. ᐅᑭᐅᖏᓐᓂ ᐊᓪᓚᑕᐅᓯᒪᖕᖏᑎᓐᓇᒋᑦ ᖃᑦᓯᑦ ᐱᔭᐅᕙᓪᓚᐃᔪᒥᓂᐅᒐᓗᐊᑦ ᑭᓯᐊᓂ ᐅᖃᐅᓯᐅᕋᑎᒃᓱᑎ (C.F.). ᐃᑯᐱᕝᕕᓕᕆᔨᒃᑯᑦ ᓇᓗᓇᐃᕆᓯᒪᔪᑦ ᐊᕐᕋᒍᑕᒦᑦ ᐊᒃᑕᓐᓂ ᑰᑕᐃᑦ ᑕᓪᓕᒪᐅᕙᓚᐅᖕᖏᓐᓂᒃ ᑖᒃᑯᓇᖕᖓᑦ ᐱᖓᓱᑦ 3 ᐱᔭᐅᕙᑦᑐᑎᒃ ᐊᒃᑕᐃᑦ ᐊᕐᕋᒍᑕᒦᑦ.

5 **ᐊᒪᕈᖅ:** ᐱᖃᓯᐅᓐᖏᑕᑐᐊᕆᓗᒍ ᐅᑭᐅᒥ 3ᒥ ᓈᓴᖅᑕᐅᓯᒪᔪᐃᑦ, ᐊᓯᓕᒦᖏᑦ ᐊᑦᑎᓗᐊᖅᑑᔭᖅᑐᑦ. ᐊᕐᕋᒍᑕᒦᑦ ᐱᔭᐅᓪᓗᐊᖅᐸᑦᑐᑦ ᑕᒦᓂ 150 ᒥᑦᓯᖏᓐᓃᓂᖅᓴᐅᒐᔭᖕᖓᒍᐊᖅᑐᖅ (C.F.). ᐃᑯᐱᕝᕕᓕᕆᔨᒃᑯᑦ ᓇᓗᓇᐃᕆᓯᒪᔪᑦ 124 ᐊᒪᕈᔭᐃᑦ ᓂᐅᕕᖅᑕᐅᓚᐅᖅᓯᒪᓂᖏᓐᓂᒃ ᖃᒪᓂᑦᑐᐊᕐᒥᐅᑦ ᐊᖑᓇᓱᑦᑎᖏᓐᓂᑦ 1999/2000ᒥ (ᐅᑭᐅᖓᓐᓂ 4) ᐊᒻᒪᓗ 44 ᓂᐅᕕᖅᑕᐅᓪᓗᑎᒃ 2000/2001ᒥ (ᐅᑭᐅᖓᓐᓂ 5) (ᖃᐅᔨᒪᑦ ᐃᑯᐱᕝᕕᓕᕆᔨᒃᑯᑦ ᓈᓴᐅᑎᖏᑦ ᒪᓕᒻᒪᑕ ᐱᒋᐊᕐᕕᖃᖅᑐᒥᒃ ᔪᓚᐃᒥᑦ ᔫᓂᒧᑦ, ᖃᐅᔨᓴᕐᓂᒧᓪᓕ ᐊᓪᓚᑕᐅᓯᒪᔪᐃᑦ ᒪᓕᒻᒪᑕ ᐱᒋᐊᕐᕕᒋᓪᓗᒍ ᔫᓂᒥᑦ ᒪᐃᒧᑦ) (DSD FB).

6 **ᑎᓇᒐᓂᐊᖅ:** ᐆᒪᔪᖅᑕᒥᓂᑦ ᐅᑭᐅᖏᓐᓂ 3ᒥᑦ 5ᒧᑦ ᐊᑦᑎᓗᐊᖅᑑᔭᖅᑐᑦ (C.F.). ᑕᒪᓐᓇ ᓇᓗᓇᐃᖅᑕᐅᔪᓐᓇᓚᐅᖅᑐᖅ ᐃᑯᐱᕝᕕᓕᕆᔨᒃᑯᑦ ᐅᓂᒃᑳᖏᑎᒍᑦ ᑎᑎᕐᕕᒋᓯᒪᓚᐅᕐᒪᑕ ᑕᑯᑎᑦᓯᔪᓂ ᑎᓇᒐᓂᐊᔭᐃᑦ 312 ᓂᐅᕕᖅᑕᒥᓂᐅᓂᖏᓐᓂᒃ ᖃᒪᓂᑦᑐᐊᕐᒥ ᐊᖑᓇᓱᑦᑎᖏᓐᓂᑦ 1999/2000ᒥ (ᐅᑭᐅᖓᓐᓂ 4) ᐊᒻᒪᓗ 92 ᓂᐅᕕᖅᑕᒥᓂᐅᓪᓗᑎᒃ 2000/2001ᒥ (ᐅᑭᐅᖓᓐᓂ 5) (ᖃᐅᔨᒪᑦ ᐃᑯᐱᕝᕕᓕᕆᔨᒃᑯᑦ ᓈᓴᐅᑎᖏᑦ ᒪᓕᒻᒪᑕ ᐱᒋᐊᕐᕕᖃᖅᑐᒥᒃ ᔪᓚᐃᒥᑦ ᔫᓂᒧᑦ, ᖃᐅᔨᓴᕐᓂᒧᓪᓕ ᐊᓪᓚᑕᐅᓯᒪᔪᐃᑦ ᒪᓕᒻᒪᑕ ᐱᒋᐊᕐᕕᒋᓪᓗᒍ ᔫᓂᒥᑦ ᒪᐃᒧᑦ) (DSD FB).

7 **ᑎᓇᒐᓂᐊᖅᐸᐃᑦ:** ᐅᑭᐅᖏᓐᓂ ᐊᓪᓚᓯᒪᔪᖃᖏᑦᑐᓂ, ᐱᔪᖃᖅᑐᑦᓴᐅᕙᓐᓂᖅᑑᓗᐊᖅ ᑭᓯᐊᓂ ᐅᖃᐅᓯᐅᔪᓴᐅᓐᓂᖏᒻᒪᑕᕿᕐᑯ (C.F.).

8 **ᓇᕐᓯᑦ:** ᖃᒪᓂᑦᑐᐊᑉ ᐊᖑᓇᓱᑦᑐᓕᕆᔨᖏᑦ ᐅᖃᖅᓯᒪᔪᑦ ᐅᑭᐅᑦ ᐃᓚᖏᓐᓂ, ᒪᕈᓐᓂᒃ ᐱᖓᓱᓂᓪᓗ ᓇᕐᓯᖅᑐᖃᖃᑦᑕᓇᐊᖓᓂᒃ. ᐃᓱᒪᓚᐅᖅᑐᑦ ᖃᑦᓯᓇᕐᓂᒃ ᓇᕐᓯᖅᑕᐅᓚᐅᖅᓯᒪᓂᖏᓐᓂᒃ ᐅᑭᐅᖓᓐᓂ 5 ᐅᖃᐅᓯᐅᓐᖏᑦᑐᓂᒃ (C.F.).

9 **ᑲᖓᐃᑦ:** ᐊᖑᓇᒃᑕᐅᕙᑦᑐᓕᒦᑦ ᖃᑦᑎᐅᓂᖏᑦ ᐊᑦᑎᓗᐊᖅᑑᔭᖅᑐᑦ. ᐊᖑᓇᓱᑦᑐᓕᕆᔨᑦ ᐅᖃᖅᓯᒪᔪᑦ 150ᖏᓐᓂᐸᓗᑦᑐᓂᒃ ᐱᕙᓐᓂᖏᓐᓂᒃ ᐊᕐᕋᒍᑕᒦᑦ (C.F.).

10 **ᓂᕐᓕᑦ ᐅᓗᐊᒍᓪᓕᑦ:** ᐅᓐᖏᓂᖅᓴᐅᔪᐃᑦ ᑲᖓᐃᑦ ᓴᓂᐊᓐᓂ. ᐅᑭᐅᖓᓐᓂ 1 ᓈᓴᐅᑎᑦ ᓇᓕᒧᑑᔭᖅᑐᑦ ᐅᑭᐅᓂ ᐊᓯᖏᓐᓂ ᐊᑦᑎᓗᐊᖅᑑᔭᖅᑐᑎᒃ. ᐊᖑᓇᓱᑦᑐᓕᕆᔨᑦ ᑲᑎᒪᔨᖏᑦ ᐅᖃᖅᓯᒪᔪᑦ ᐊᕐᕋᒍᑕᒦᑦ 75 ᒥᑦᓵᓃᑦᑐᓂᒃ ᐱᕙᓐᓂᖏᑕ (C.F.).

11 **ᒪᓐᓂᑦ:** ᒪᓐᓂᑕᖅᑕᐅᕙᑦᑐᒥᓂᓕᒦᑦ ᐊᑦᑎᓗᐊᖅᑑᔭᖅᑐᑦ. ᐅᓐᖅᑐᑦ ᐊᖑᓇᓱᑦᑎᑦ ᐅᖃᐅᓯᖃᖅᐸᓚᐅᑦᑐᑎᒃ ᒪᓐᓂᑕᖅᐸᑦᑕᒥᓂᕐᒥᓂᒃ. ᖃᓂᒋᔭᖓᓂ ᒪᓐᓂᑕᖅᑕᐅᕙᑦᑐᑦ ᑲᖓᐃᑦ (200 ᒥᑦᓯᐸᓗᖏᓐᓂᒃ ᐊᕐᕋᒍᑕᒦᑦ), ᓂᕐᓕᑦ (150 ᒥᑦᓯᐸᓗᖏᓐᓂᒃ ᐊᕐᕋᒍᑕᒦᑦ) ᐊᒻᒪᓗ ᐃᓛᓐᓂᓚᐅᓯᖓᔭᑯᑦ ᓇᐅᔭᐃᑦ ᒪᓐᖏᓐᓂᒃ (30 ᒥᑦᓯᐸᓗᖏᑦ ᐊᕐᕋᒍᑕᒦᑦ) (C.F.).

12 **ᐃᖃᓗᐃᑦ:** ᐃᖃᓗᒃᑕᐅᔪᒥᓂᑦ ᐅᑭᐅᖏᓐᓂ 2ᒥᑦ 5ᒧᑦ ᐊᑦᑎᓗᐊᖅᑑᔭᖅᑐᑦ. ᐅᑭᐅᖓᓂ 1 ᓈᓴᐅᑎᖅᓯᖅᑕᐅᓯᒪᔪᑦ 1157ᓂᒃ ᓇᓛᓐᓂᖅᓴᐅᔭᖅᑐᑦ (C.F.).

13 **ᓱᓗᒃᐸᐅᓴᐃᑦ:** ᑕᓯᖏᑦ ᓱᓗᒃᐸᐅᓴᖃᐅᑦᓯᐊᖅᑐᑦ; ᐃᓚᖏᑦ ᐱᔭᐅᖏᓐᓇᐸᑦᑐᑦ ᐊᕐᕋᒍᑕᒦᑦ (C.F.).

14 **ᑲᕕᓯᓕᑦ:** ᐱᔭᐅᕙᑦᑐᑦ ᖃᑦᑎᐅᓂᖏᑦ ᐊᑦᑎᓗᐊᖅᑑᔭᖅᑐᑦ. ᖃᑦᑎᐅᓂᖏᑦ ᖃᓂᒋᔭᖕᖓᐊᖅᑐᑦ ᑭᓯᐊᓂ ᑕᐃᒫᑎᒋᐅᖏᑦᑐᖅ ᐃᓱᕋᖅᑕᐅᕙᑦᑐᓂ (C.F.).

6.3.2 Nunanit Inikhimayut Ukauhiit: Kamanituaq

Ihivgiuktit Atugutait:
Ihivgiufaakhimayut ataani naunaiyakhimayut nunanut pulaakhimatitlugit takuhimayut 67kuyut umayukhiuktit titigaktauhimaitut Umayukhiukhimayut Ihivgiukhimayuni. 65kuyut hapkoa Inuinauyut, tamamik ilaani umayukhiuktaktut. Naunaiyakhimayut malguk Inuinaungitut tuniyauhimayut inminiigutinik umayukhiugutinik titigaktauhimaitut – atauhik ilaani umayukhiuktaktuk ovalo atauhik umayukhiukataktuk. Ukahimayut ilangani 5.2.1 ikpinagutait hamna ataani naunaiyakhimayut pipkalaaktut ataanut ihumagiyaini umayukhiukhimayut naunaiyautaini. Taimaimat hapkoa titigaktauhimaitut umayukhiuktit 16%kuyut tamaat umayukhiukhimayunit amigaitjutaini (ikpatauyak 10) ikpinagutait hamna ihumagiyauyuk umayukhiukhimayuni naunaiyautait angiyut. Umayukhiukhimayut naunaiyautait titigakhimaitut umayukhiuktit naunaiyakhimalaat atulugit angitjutait umayukhiukhimayut amigaitjutait tamamik umayut aviktukhimalutik. Kihimi hapkoa naunaiyautit pihimayut inminik ihuinaagutainik ovalo ihumagiyainik angiyuumata atuktaini hamna Iniktigutit Tuhaktakhaini. Taiguaktut apigilaaktut NWMBkunit piyumagumik iniktigutainik hapkoa naunaiyautinik.

Mikiyuumata amigaitjutait umayukhiukataintaktut titigakhimayut Kamanituami, umayukhiukataktut naunaiyautait ilaukatauhimaliktut umayukhiukataktunut naunaiyautaini atugutaini naunaiyagutaini umayukhiukhimayut naunaiyautaini.

Ihivgiukatagutait ovalo kiuyuitut ihumagiyait:
Kiuhimayut naunaiyautait ukiumi 1mi nakuutiaktut kihimi kataktitihimayut kilamik. Hivuliuyuugalut uktugutitauhimapluni nuna, kataktitilimata kiuhimayut naunaiyautait Kamanituami, tamamik ilaani umayukhiukataktut ilaungitut ukakatigihimayuni ilaulikhimayut hamunga katitigutinut ukiumi 3mi. Mamiana naunaiyautait kataktitinalimata tamaat Ihivgiuktuni ovalo taiguaktut ihumaiyakhait atugumigit umayukhiukhimayut katitikhimayait hamani nunamini. Nunamut pulaaktaktitlugit tuhaktitihimayut mikiyut kiuhimayut naunaiyautait pihimayut nunani havaktiit havaguikatamata ovalo akigaktugutaini Nunavumi Umayukhiuktit Ikayugutit Pilihimayuni. Takukhauyut ikpatauyami 9 pikataktut kiuyuitut naunaiyautait Kamanituami angiyut, 32.7%mi, pipkaihimayut angiyumik pilaaktuni kiuyuitut ihumagiyaini.

Kiuhimayut naunaiyautait ihumagiyauyut angiyut ovalo kiuyuitut ihumagiyaini mikiyut ukiumi 1mi piyaami nni pihimayut katatitiliktuni kiuhimayut naunaiyautaini ukatugutit Nni umayukhiuktinit. Mamiani katatitihimayut kiuhimayut naunaiyautait ovalo angililiktut pikataktut kiuyuitut, aatjikutainik pilaitut ukautainik aipait ukiut ihivgiukhimayuni. Taiguaktut piyukhat ihumagilugit atuligumiuk katitikhimayut katitiguait ukiuni 2mit 5mut ihivgiuktuni pilaaktuni tamamik uktugutit ihuinaagutai ovalo kiuyuitut ihumagiyaini angiklihimavaktut kiuhimayut naunaiyautait katagaagata.

Atugutingit ihumagiyait ovalo kiuhimayut ihuinaagutait:
Pikangituk pihimayuni atugutingit ihuinaakhimayunik ukakhimayunik nunani pulaakhimatitluta. Kihimi, taiguaktut takuyukhat ilangani 5.4 ukautigitiagiagani hamna ihumaiyauyuk.

Takuhimayut utiktitihimayuni ubluit ikpatauyaini, hivulimi pingahut ukiuni ihivgiuktitlugit utiktitihimayuni ubluni angiyut, ilaani avataanut siksit tatkikhiutini. Hamna pitkuhiayuk apigiyaini pilaaktainik umayukhiuktit nakuuyumik puiguntilutik hunanik umayukhiukhimayut ovalo pipkaihimayunakhiyut ilanganik atugutingit ihuinaakhimayunik. Utiktitihimayut ubluit nakuuhititihimayuk kinguliniini malguni ukiuni ihivgiuktitlugit avataanut 75%nik titigakhimayut katitikhimalutik iluani pingahut tatkikhiutini umayukhiukhimayaini.

Kinauyaliugutit kotait tunihimayut DFOkunit kapihilinik, ikalukpinik ovalo ikalivinik pititlugit Umayukhiukhimayut Ihivgiuktuni. Ikitut amigaitjutait ikaliviit tuhaktitihimayut pihimayut ovalo pingitut kapihilinik ovaluniit ikalukpinik tuhaktitiyauyuitut DFOkunut (DFO F). Pingitunakhiyut umayukhiukhimayunik naunaiyautaini pihimayut amigaitut amigaitjutait kinauyaliugutinik ikalunik.

Nunanit ukakhimayut ovalo aalat pihimayaini katitikhimayuni:

1. **Tuktut:** Tuktut umayukhiukhimayut nunani tuktut. Umayukhiukhimayut naunaiyautait ukiumi 3mit 5mut mikiyut (C.F.).
2. **Umingmait:** Kamanituaq pihimayuugaluit ukiuk tamaat kotanik 19nik umingmanik. Nunanit tuhaktitihimayut ikitut 8nik tahapkoa umingmakhiugutit makpigaat atukpaktut ukiuk tamaat umayukhiuktit autlaakyuakpamata ungahiktumut umayukhiugiagani umingmanik (C.F.).
3. **Nanuit:** Amigaitjutait takukhauyut naunaiyautaungitut kihimi pihimayut umayukhiukhimayut amigaitjutait tunihimayut DSDkunit (DSD PB).

4 **Akhait:** Atauhiit malgunut ukiuk tamaat umayukhiukpaktut. Ukiuni pingitut tutigakhimayut piyunakhihimayut kihimi tuhaktititauyuitut (C.F.). DSDkut havaktiit ukakhimayut ukiuk tamaat kotangit akhait talimauyut ovalo nunani pikatakpaktut pingahunik akhanik ukiuk tamaat.

5 **Amagut:** Kihimi ukiumi 3mi umayukhiukhimayut naunaiyautait, tamamik naunaiyautait mikiyut. Angitjutait ukiuk tamaat umayukhiukhimayut kanitukhat 150nik amagunik (C.F.). DSD tuhaktitihimayut pihimayut 124nik amagunik amiit niuviktauhimayut Kamanituamiut umayukhiuktinit 1999/2000mi (ukiumi 4) ovalo 44nik niuviktauhimayut 2000/2001mi (ukiumi 5) (nalungilutit DSDkut katitigutait atuktut umayukhiukhimayut ukingit Julymit Junemut, Umayukhiukhimayut Ihivgiuktit katitigautait atukpaktut Junemit Maymut) (DSD FB).

6 **Tigiganiat:** Umayukhiukhimayut naunaiyautait ukiuni 3mit 5mut mikiyut (C.F.). Hamna pihimayut kingulini malguni ukiuni DSDkunit tuhaktitihimayainit pikatakpaktut 312nik tigiganiat amiit niuviktauhimayut Kamanituamiut umayukhiuktinit 1999/2000mit (ukiumi 4) ovalo 92nik niuviktauhiayut 2000/2001mit (ukiumi 5) (nalungilutit DSDkut katitigutait atukpaktut umayukhiukhimayut ukiunginit Julymit Junemut, Umayukhiukhimayut Ihivgiuktit katitigutait atukpaktut umayukhiukhimayut ukiungit Junemit Maymut) (DSD FB).

7 **Kalaliit Tigiganiat:** Ukiuni pingitut tuhaktitihimayuni, piyunakhiyut umayukhiukhimayaini kihimi tuhaktitihimaitut (C.F.).

8 **Natiinat:** Kamanituami HTOkut katimayiit tuhaktitihimayut ilaani ukiuni 2nit 3nut natiinat umayukhiuktauvaktut. Ihumayut ikitut amigaitjutait natiinat pivaktut ukiuni 5mi tuhaktitihimaitut (C.F.).

9 **Kanguq:** Tamamik umayukhiukhimayut naunaiyautait mikiyut. HTOkut katimayiit tuhaktitihimayut 150nik umayukhiukpaktut ukiuk tamaat (C.F.).

10 **Uluaguliit:** Amigaitkiyaungitut kangunit. Ukiumi 1mi naunaiyautait naamaktut kihimi naunaiyautait aipaini ukiuni mikiyut. HTOkut katimayiit tuhaktitihimayut 75nik umayukhiuktauvaktut ukiuk tamaat (C.F.).

11 **Maniit:** Tamamik umayukhiukhimayut naunaiyautait maninut mikiyut. Amigaitut umayukhiuktit tuhaktitiyuitait manikhiuktaminik. Maniit pikukhimayut nunani ilauyut kanguit maniit (200nik ukiuk tamaat), Uluaguliit (150nik ukiuk tamaat) ovalo ilaani nauyat maniit (30nik ukiuk tamaat) (C.F.).

12 **Ikaliviit:** Umayukhiukhimayut naunaiyautait ukiumi 2mit 5mut mikiyut. Ukiumi 1mi naunaiyautait 1,157nik naamaktut (C.F.).

13 **Hulupaugaq:** Hapkoa ikaluit amigaitut nunani; ikalukatainaktut ukiuk tamaat (C.F.).

14 **Kapihiliit:** Umayukhiukhimayut naunaiyautait mikiyut. Naunaiyautait kanitukhat angitkiyaungiluni ikalukpiit naunaiyautainut (C.F.).

TABLE/ᓇᓗᓇᐃᔭᐅᑦ/NAUNAIKUTA 531

Monthly harvest estimates
ᑕᕿᑕᒫᑦ ᐊᖑᔭᓄᑦ ᓇᓚᐅᑦᓵᕈᑏᑦ
Tatkiktamat nahaktauvaktun

Year 1 (June 1996 - May 1997)
ᐊᒡᕋᒍ 1 (ᔫᓂ 1996 - ᒪᐃ 1997)
Ukiunga 1 (June 1996 - May 1997)

Month/ᑕᕿᖓ/Tatkia			JUN ᔫᓂ	JUL ᔪᓚᐃ	AUG ᐊᐅᒡᒍᑦᑎ	SEP ᓱᑎᒡᐱᕆ	OCT ᐅᑦᑐᐱᕆ	NOV ᓄᕕᒡᐱᕆ	DEC ᑏᓯᒡᐱᕆ	JAN ᔮᓐᓄᐊᕆ	FEB ᕖᕝᕗᐊᕆ	MAR ᒫᔪ	APR ᐃᑦᕆᓕ	MAY ᒪᐃ	Total ᑲᑎᑦᑐᑦ Tamakiklugin ± 95% CI
Species	**ᐆᒪᔪᑦ**	**Umajuin**													
Caribou	ᑐᒃᑐᐃᑦ	Tuktut	35	82	141	103	39	44	55	125	59	120	103	35	941 ± 68
Polar bear‡	ᓇᓄᐃᑦ‡	Nanuit‡						3	1			1	4		9
Wolf	ᐊᒪᕈᐃᑦ	Amagut							5				2	1	8 ± 4
Arctic fox	ᑎᓇᒐᓐᓂᐊᑦ	Tigiganiat						98	101	26	17	6	2		250 ± 55
Arctic hare	ᐅᑲᓖᑦ	Ukalik		5		4	1	4	2	1			2		19 ± 7
Ringed seal	ᓇᑦᓱᑦ	Natiinat	20	47	18	3	31	2	12	10	2			2	147 ± 23
Bearded seal	ᐅᒡᔪᐃᑦ	Ukyuk					6								6 ± 4
Harp seal	ᖃᐃᕈᓖᑦ	Qairulik			2										2 ± 2
Harbour seal	ᖃᓯᕆᐊᑦ	Qanigiaq			4										4 ± 3
Walrus	ᐊᐃᕕᑦ	Akvik	1	3											4 ± 5
Beluga	ᖃᑯᑦᑕᑦ ᕿᓚᓗᒐᑦ	Kilalugak		6	4	21									31 ± 11
Snow goose	ᑲᖑᐃᑦ	Kanguq	25		46	54								9	134 ± 42
Canada goose	ᓂᑦᓖᑦ ᐅᓗᐊᒍᓖᑦ	Nikliknik	24			1								16	41 ± 15
Eider duck	ᒥᑏᑦ	Kingalik	20						2						22 ± 14
Ptarmigan	ᐊᕿᒡᑏᑦ	Akilgik					25	30	6		1		36	97	195 ± 67
Duck eggs	ᒥᑏᑦ ᒪᓐᓂᖏᑦ	Tinmiat manniit	74												74 ± 72
Arctic char	ᐃᖃᓗᒃᐱᑦ	Ikaliviit	248	853	1,060	110	281	230	169	51	51	42	56	71	3,222 ± 615
Lake trout	ᐃᓱᕋᐃᑦ	Ikalukpik	27		7	5	156	57					78	249	579 ± 97

‡ Polar bear data supplied by DSD.

‡ ᓇᓄᑦᓄᑦ ᑎᑎᕋᑕᐅᒪᔪᑦ ᑐᓂᔭᖏᑦ ᐅᑯᐊ ᐃᑯᐱᕐᕕᓕᕆᔨᑦ.

‡ Nanuin nahagaumajut pijauhimajut Ikupiktulikijinik.

TABLE/ᓇᓗᓇᐃᔭᐅᑦ/NAUNAIKUTA 532

Monthly hunter response — **Year 1 (June 1996 - May 1997)**

ᑕᕿᑕᒫᑦ ᐊᖑᓇᓱᒃᑏᑦ ᑭᐅᓂᖏᑦ — **ᐊᒡᕐᒍ 1 (ᔫᓂ 1996 - ᒪᐃ 1997)**

Tatkiktaman pijauhimajut angunahuktinun — **Ukiunga 1 (June 1996 - May 1997)**

6.3.3

Hunter Response Categories (ᐊᖑᓇᓱᒃᑏᑦ ᑭᐅᓂᖏᑦ ᐊᒃᒍᕐᓯᒪᓂᖏᑦ)	Month/ᑕᕿᖓ/Tatkia	Angunahukpaktun Kiujait	JUN ᔫᓂ	JUL ᔪᓚᐃ	AUG ᐊᐅᒡᒍᕐᑎ	SEP ᓱᑎᒡᐱᓇ	OCT ᐅᑦᑐᐱᓇ	NOV ᓄᓇᒡᐱᓇ	DEC ᑏᓯᒡᐱᓇ	JAN ᒎᓐᓄᐊᓇ	FEB ᓈᕝᐅᐊᓇ	MAR ᒪᕐᓯ	APR ᐃᕐᓇᓕ	MAY ᒪᐃ	Total ᑲᑎᑦᑐᑦ Tamakiklugin
Monthly hunter list	ᑕᕿᑕᒫᑦ ᐊᖑᓇᓱᒃᑏᑦ	Tatkitaman angunahuktut titigait	66	70	69	69	70	70	70	69	70	70	70	70	72*
Hunters interviewed	ᐊᖑᓇᓱᒃᑏᑦ ᐊᐱᕐᓱᕐᑕᑦ	Angunahuktin apikhuktan	53	41	51	52	57	55	62	61	61	52	31	56	72*
Harvested	ᐊᖑᓇᓱᒃᑐᒥᓃᑦ	Angujaujut	24	30	35	28	22	22	24	29	18	25	20	31	66*
Response Rate (%)	ᑭᐅᔪᑦ ᖃᑦᓯᐅᓂᖏᑦ (%)	Kiujut (%)	80	59	74	75	81	79	89	88	87	74	44	80	76**

* Hunters registered/interviewed/harvested at least once during the year.
** Mean monthly response rate.

* ᐊᖑᓇᓱᒃᑏᑦ ᐊᑎᓕᐅᑦᑕᐅᒪᔪᑦ/ᐊᐱᕐᓱᕐᑕᑦ/ᐊᖑᓇᓱᒃᑐᒥᓃᑦ ᐊᑕᐅᓯᐊᕋᓗᐊᑦᑐᑎᒃ ᐊᒡᕐᒍᒥ.
** ᐊᔾᔨᒌᓕᑦᑎᓯᒪᔪᑦ ᑕᕿᑕᒫᑦ ᑭᐅᔪᑦ.

* Angunahuktin atiliukhimajut/apikhiktaunikut/anguhimajut talvani ukiumi.
** Talvani angunahuknami kiujutaumajut.

TABLE/ᓇᓗᓇᐃᔭᐅᑦ/NAUNAIKUTA 533

Recall period between harvest and interview, expressed as % of total harvest records — **Year 1 (June 1996 - May 1997)**

ᐅᑎᕐᕕᐅᔪᑦ ᐊᑯᕐᖓᓂ ᐊᖑᓇᓱᓐᓂᖓᑕ ᐊᒻᒪᓗ ᐊᐱᕐᓱᕐᑕᐅᓂᖓᑕ, ᓇᓗᓇᐃᕐᑕᑦ ᐃᒫᒃ % ᑲᑎᑦᑐᑦ ᐊᖑᓇᓱᒃᑕᑦ ᑎᑎᕐᕐᑕᐅᒪᔪᑦ — **ᐊᒡᕐᒍ 1 (ᔫᓂ 1996 - ᒪᐃ 1997)**

Itkaumajaujut angunahuktunun apihijauvaktunutlu, kanuk amigaitiginit tamakiklugin angujauhimajut — **Ukiunga 1 (June 1996 - May 1997)**

Recall Period (ᐅᑎᕐᕕᐅᔪᑦ)	Month/ᑕᕿᖓ/Tatkia	Pigiakvia	JUN ᔫᓂ	JUL ᔪᓚᐃ	AUG ᐊᐅᒡᒍᕐᑎ	SEP ᓱᑎᒡᐱᓇ	OCT ᐅᑦᑐᐱᓇ	NOV ᓄᓇᒡᐱᓇ	DEC ᑏᓯᒡᐱᓇ	JAN ᒎᓐᓄᐊᓇ	FEB ᓈᕝᐅᐊᓇ	MAR ᒪᕐᓯ	APR ᐃᕐᓇᓕ	MAY ᒪᐃ	Total ᑲᑎᑦᑐᑦ Tamakiklugin
≤ 3 months	≤ 3 ᑕᕿᑦ	≤ tatkin pingahut	100	100	100	100	100	100	86	100	100	100	100	100	99
4-6 months	4-6 ᑕᕿᑦ	tatkin hitaman 6nut	0	0	0	0	0	0	2	0	0	0	0	0	0
> 6 months	> 6 ᑕᕿᑦ	> 6 tatkin	0	0	0	0	0	0	12	0	0	0	0	0	1

TABLE/ᓇᓗᓇᐃᔭᐅᑦ/NAUNAIKUTA 534

Number of hunters harvesting each species — **Year 1 (June 1996 - May 1997)**

ᖃᑦᓯᐅᓂᖏᑦ ᐊᖑᓇᓱᒃᑏᑦ ᐊᖑᓇᓱᒃᐸᑦᑐᑦ ᐊᑐᓂᒃ ᐆᒪᔪᕐᓂᒃ — **ᐊᒡᕐᒍ 1 (ᔪᓂ 1996 - ᒪᐃ 1997)**

Amigaitiginigin angunahukpaktun anguvaktaitlu kanugitugiagin — **Ukiunga 1 (June 1996 - May 1997)**

Month/ᑕᕝᕙᖓ/Tatkia			JUN ᔪᓂ	JUL ᔪᓚᐃ	AUG ᐊᐅᒡᒍᑎ	SEP ᓱᑎᒡᐱᓇ	OCT ᐅᑦᑐᐱᓇ	NOV ᓄᓇᒡᐱᓇ	DEC ᑏᓯᒡᐱᓇ	JAN ᒎᖕᓄᐊᓇ	FEB ᓈᕝᕗᐊᓇ	MAR ᒫᑦᓯ	APR ᐃᑦᓇᓕ	MAY ᒪᐃ	Total ᑲᑎᑦᑐᑦ Tamakiklugin
Species	**ᐆᒪᔪᑦ**	**Umajuin**													
Caribou	ᑐᒃᑐᐃᑦ	Tuktut	11	23	29	26	9	12	18	29	16	24	14	15	59
Polar bear#	ᓇᓄᐃᑦ#	Nanuit#	n/d	n/d	n/d	n/d	n/d	n/d	n/d	n/d	n/d	n/d	n/d	n/d	n/d
Wolf	ᐊᒪᕈᐃᑦ	Amagut							3				1	1	4
Arctic fox	ᑎᓇᒐᖕᓂᐊᑦ	Tigiganiat						11	8	3	3	1	1		16
Arctic hare	ᐅᑲᓖᑦ	Ukalik		2		2	1	2	2	1			1		9
Ringed seal	ᓇᑦᓱᑦ	Natiinat	8	15	8	2	8	1	3	4	1			2	26
Bearded seal	ᐅᒡᔪᐃᑦ	Ukyuk					4								4
Harp seal	ᖃᐃᕈᓖᑦ	Qairulik			1										1
Harbour seal	ᖃᓯᒋᐊᑦ	Qanigiaq			2										2
Walrus	ᐊᐃᕕᑦ	Akvik	1	1											2
Beluga	ᖃᑯᑦᑕᑦ ᕿᓚᓗᒐᑦ	Kilalugak		2	2	10									13
Snow goose	ᑲᖑᐃᑦ	Kanguq	4		6	6								2	14
Canada goose	ᓂᑦᓖᑦ ᐅᓗᐊᒍᓖᑦ	Nikliknik	5			1								4	7
Eider duck	ᒥᑏᑦ	Kingalik	2						2						4
Ptarmigan	ᐊᕿᒡᑏᑦ	Akilgik					4	2	2		1		3	7	12
Duck eggs	ᒥᑏᑦ ᒪᖕᓂᖏᑦ	Tinmiat manniit	2												2
Arctic char	ᐃᖃᓗᒃᐱᑦ	Ikaliviit	9	13	12	1	7	4	3	1	1	2	2	8	39
Lake trout	ᐃᓱᕐᐃᑦ	Ikalukpik	4		1	1	7	2					8	23	30

No data are available corresponding to the harvest numbers shown in the harvest estimates table which were provided by DSD.

ᑎᑎᕋᓯᒪᔪᓂᒃ ᐱᑕᖃᖏᑦᑐᖅ ᐱᔾᔪᑎᓕᖕᓂᒃ ᐊᖑᔭᑦ ᖃᑦᓯᐅᓂᖏᖕᓄᑦ ᐊᓚᒃᑲᐅᒪᔪᓄᑦ ᐊᖑᔭᓄᑦ ᓇᓚᐅᑦᓴᕈᑎᓂ ᑐᓂᔭᖏᖕᓂ ᐃᑯᐱᕐᐃᓕᓇᕆᑦ.

Nahagauhimaitut titigakhimajunik pitman kanuk angujaukatakhimajunik kanukitunit pijaumajut ikupiktulikijinik.

6.3.3

TABLE/ᓇᓗᓇᐃᔭᐅᑦ/NAUNAIKUTA 535

Monthly harvest estimates
ᑕᕿᑕᒫᑦ ᐊᖑᔭᓄᑦ ᓇᓚᐅᑦᓵᕈᑏᑦ
Tatkiktamat nahaktauvaktun

Year 2 (June 1997 - May 1998)
ᐊᒃᕋᒍ 2 (ᔫᓂ 1997 - ᒪᐃ 1998)
Ukiunga 2 (June 1997 - May 1998)

6.3.3

Month/ᑕᕿᖓ/Tatkia			JUN ᔫᓂ	JUL ᔪᓚᐃ	AUG ᐊᐅᒡᒍᑎ	SEP ᓱᑎᒡᐱᕆ	OCT ᐅᑦᑐᐱᕆ	NOV ᓄᕕᒡᐱᕆ	DEC ᑏᓯᒡᐱᕆ	JAN ᒎᓐᓄᐊᕆ	FEB ᕕᕝᕗᐊᕆ	MAR ᒫᕐᓯ	APR ᐃᑦᕆᓕ	MAY ᒪᐃ	Total ᑲᑎᑦᑐᒋᑦ Tamakiklugin ± 95% CI
Species	**ᐆᒪᔪᑦ**	**Umajuin**													
Caribou	ᑐᒃᑐᐃᑦ	Tuktut	45	90	63	137	63	156	67	84	63	51	53	68	940 ± 55
Musk-ox	ᐅᒥᒃᒪᐃᑦ	Umingmait								1	1				2 ± 1
Polar bear‡	ᓇᓄᐃᑦ‡	Nanuit‡									3		6		9
Wolf	ᐊᒪᕈᐃᑦ	Amagut						1	13	14	10	1	3		42 ± 14
Arctic fox	ᑎᓇᒐᓐᓂᐊᑦ	Tigiganiat					11	12		22	9	6			60 ± 21
Coloured fox	ᖃᑯᖕᕿᑦᑐᑦ ᑎᓇᒐᓐᓂᐊᑦ	Kalaliit tigiganiat									1	1	1		3 ± 2
Arctic hare	ᐅᑲᓖᑦ	Ukalik				2									2 ± 2
Seals (unspecified)	ᓯᖕᑯᓖᑦ	Natiit									1		1		2 ± 1
Ringed seal	ᓇᑦᓱᑦ	Natiinat	40	15	9	11	6	2		1				13	97 ± 19
Bearded seal	ᐅᒡᔪᐃᑦ	Ukyuk	1			2	1								4 ± 2
Harp seal	ᖃᐃᕈᓖᑦ	Qairulik			8	5									13 ± 8
Harbour seal	ᖃᓯᕆᐊᑦ	Qanigiaq	1												1 ± 1
Walrus	ᐊᐃᓈᑦ	Akvik	1												1 ± 1
Beluga	ᖃᑯᑦᑕᑦ ᕿᓚᓗᒐᑦ	Kilalugak		5	9	9									23 ± 9
Snow goose	ᑲᖑᐃᑦ	Kanguq	59			6							3	40	108 ± 34
Canada goose	ᓂᑦᓖᑦ ᐅᓗᐊᒍᓖᑦ	Nikliknik	73										1	60	134 ± 40
Eider duck	ᒥᑏᑦ	Kingalik		9										7	16 ± 12
Ptarmigan	ᐊᕿᒡᒋᑦ	Akilgik				28	22	4					12	116	182 ± 118
Duck eggs	ᒥᑏᑦ ᒪᓐᓂᖕᕿᑦ	Tinmiat manniit	555	106											661 ± 404
Seagull eggs	ᓇᐃᔭᐃᑦ ᒪᓐᓂᖕᕿᑦ	Nauyat manniit												3	3 ± 2
Arctic char	ᐃᖃᓗᒃᐲᑦ	Ikaliviit	142	281	572	1,104	254	88	113	119		43	42	647	3,405 ± 805
Lake trout	ᐃᓱᕋᐃᑦ	Ikalukpik	64	5	18	24	37	5					28	161	342 ± 74

‡ Polar bear data supplied by DSD.

‡ ᓇᓄᑦᓄᑦ ᑎᑎᕋᑦᑕᒪᔪᑦ ᑐᓂᔭᖕᕿᑦ ᐅᑯᐊ ᐃᑯᐱᕐᐃᓕᓇᕆᑦ.

‡ Nanuin nahagaumajut pijauhimajut Ikupiktulikijinik.

TABLE/ᓇᓗᓇᐃᔭᐅᑦ/NAUNAIKUTA 536

Monthly hunter response — **Year 2 (June 1997 - May 1998)**

ᑕᕿᑕᒫᑦ ᐊᖑᓇᓱᒃᑏᑦ ᑭᐅᓂᖏᑦ — **ᐊᒡᕐᒍ 2 (ᔫᓂ 1997 - ᒪᐃ 1998)**

Tatkiktaman pijauhimajut angunahuktinun — **Ukiunga 2 (June 1997 - May 1998)**

Month/ᑕᕿᖓ/Tatkia			JUN ᔫᓂ	JUL ᔪᓚᐃ	AUG ᐊᐅᒡᒍᑎ	SEP ᓱᑎᒡᐱᓇ	OCT ᐅᑦᑐᐱᓇ	NOV ᓄᓇᒡᐱᓇ	DEC ᑏᓯᒡᐱᓇ	JAN ᒎᓐᓄᐊᓇ	FEB ᓈᕝᐅᐊᓇ	MAR ᒪᕐᓯ	APR ᐃᕐᓇᓕ	MAY ᒪᐃ	Total ᑲᑎᑦᑐᑎᑦ Tamakiklugin
Hunter Response Categories	ᐊᖑᓇᓱᒃᑏᑦ ᑭᐅᓂᖏᑦ ᐊᒡᒍᕐᓯᒪᓂᖏᑦ	**Angunahukpaktun Kiujait**													
Monthly hunter list	ᑕᕿᑕᒫᑦ ᐊᖑᓇᓱᒃᑏᑦ	Tatkitaman angunahuktut titigait	69	68	66	67	70	70	71	76	76	76	76	77	79*
Hunters interviewed	ᐊᖑᓇᓱᒃᑏᑦ ᐊᐱᕐᓱᕐᑕᑦ	Angunahuktin apikhuktan	50	45	43	49	56	67	58	65	67	60	59	63	78*
Harvested	ᐊᖑᓇᓱᒃᑐᒥᓃᑦ	Angujaujut	26	25	24	29	30	38	18	26	30	14	18	39	64*
Response Rate (%)	ᑭᐅᔪᑦ ᖃᑦᓯᐅᓂᖏᑦ (%)	Kiujut (%)	72	66	65	73	80	96	82	86	88	79	78	82	79**

* Hunters registered/interviewed/harvested at least once during the year.
** Mean monthly response rate.

* ᐊᖑᓇᓱᒃᑏᑦ ᐊᑎᓕᐅᑦᑕᐅᒪᔪᑦ/ᐊᐱᕐᓱᕐᑕᑦ/ᐊᖑᓇᓱᒃᑐᒥᓃᑦ ᐊᑕᐅᓯᐊᕋᓗᐊᑐᑎᒃ ᐊᒡᕐᒍᒥ.
** ᐊᔾᔨᒌᓕᑎᓯᒪᔪᑦ ᑕᕿᑕᒫᑦ ᑭᐅᔪᑦ.

* Angunahuktin atiliukhimajut/apikhiktaunikut/anguhimajut talvani ukiumi.
** Talvani angunahuknami kiujutaumajut.

TABLE/ᓇᓗᓇᐃᔭᐅᑦ/NAUNAIKUTA 537

Recall period between harvest and interview, expressed as % of total harvest records — **Year 2 (June 1997 - May 1998)**

ᐅᑎᕐᕕᐅᔪᑦ ᐊᑯᕐᖓᓂ ᐊᖑᓇᓱᓐᓂᖓᑕ ᐊᒻᒪᓗ ᐊᐱᕐᓱᕐᑕᐅᓂᖓᑕ, ᓇᓗᓇᐃᕐᑕᑦ ᐃᒫᒃ % ᑲᑎᑦᑐᑎᑦ ᐊᖑᓇᓱᒃᑕᑦ ᑎᑎᕐᕐᑕᐅᒪᔪᑦ — **ᐊᒡᕐᒍ 2 (ᔫᓂ 1997 - ᒪᐃ 1998)**

Itkaumajaujut angunahuktunun apihijauvaktunutlu, kanuk amigaitiginit tamakiklugin angujauhimajut — **Ukiunga 2 (June 1997 - May 1998)**

Month/ᑕᕿᖓ/Tatkia			JUN ᔫᓂ	JUL ᔪᓚᐃ	AUG ᐊᐅᒡᒍᑎ	SEP ᓱᑎᒡᐱᓇ	OCT ᐅᑦᑐᐱᓇ	NOV ᓄᓇᒡᐱᓇ	DEC ᑏᓯᒡᐱᓇ	JAN ᒎᓐᓄᐊᓇ	FEB ᓈᕝᐅᐊᓇ	MAR ᒪᕐᓯ	APR ᐃᕐᓇᓕ	MAY ᒪᐃ	Total ᑲᑎᑦᑐᑎᑦ Tamakiklugin
Recall Period	ᐅᑎᕐᕕᐅᔪᑦ	**Pigiakvia**													
≤ 3 months	≤ 3 ᑕᕿᑦ	≤ tatkin pingahut	100	100	100	100	100	100	100	100	100	100	100	100	100
4-6 months	4-6 ᑕᕿᑦ	tatkin hitaman 6nut	0	0	0	0	0	0	0	0	0	0	0	0	0
> 6 months	> 6 ᑕᕿᑦ	> 6 tatkin	0	0	0	0	0	0	0	0	0	0	0	0	0

TABLE/ᓇᓗᓇᐃᔭᐅᑦ/NAUNAIKUTA 538

Number of hunters harvesting each species — **Year 2 (June 1997 - May 1998)**

ᖃᑦᓯᐅᓂᖏᑦ ᐊᖑᓇᓱᒃᑏᑦ ᐊᖑᓇᓱᒃᐸᑦᑐᑦ ᐊᑐᓂᒃ ᐆᒪᔪᕐᓂᒃ — **ᐊᒡᕐᒍ 2 (ᔫᓂ 1997 - ᒪᐃ 1998)**

Amigaitiginigin angunahukpaktun anguvaktaitlu kanugitugiagin — **Ukiunga 2 (June 1997 - May 1998)**

6.3.3

Month/ᑕᕝᕙᖓ/Tatkia			JUN ᔫᓂ	JUL ᔪᓚᐃ	AUG ᐊᐅᒡᒍᑎ	SEP ᓱᑎᒡᐱᕆ	OCT ᐅᑦᑐᐱᕆ	NOV ᓄᕕᒡᐱᕆ	DEC ᑏᓯᒡᐱᕆ	JAN ᒨᓐᓄᐊᕆ	FEB ᕖᕝᕗᐊᕆ	MAR ᒫᔪ	APR ᐃᑦᕆᓕ	MAY ᒪᐃ	Total ᑲᑎᑦᑐᑦ Tamakiklugin
Species	**ᐆᒪᔪᑦ**	**Umajuin**													
Caribou	ᑐᒃᑐᐃᑦ	Tuktut	17	21	21	24	18	38	17	25	26	13	14	16	56
Musk-ox	ᐅᒥᒃᒪᐃᑦ	Umingmait								1	1				2
Polar bear#	ᓇᓄᐃᑦ#	Nanuit#	n/d	n/d	n/d	n/d	n/d	n/d	n/d	n/d	n/d	n/d	n/d	n/d	n/d
Wolf	ᐊᒪᕈᐃᑦ	Amagut						1	3	4	7	1	2		10
Arctic fox	ᑎᓇᒐᓐᓂᐊᑦ	Tigiganiat					1	1		2	3	1			5
Coloured fox	ᖃᑯᖕᖏᑦᑐᑦ ᑎᓇᒐᓐᓂᐊᑦ	Kalaliit tigiganiat									1	1	1		2
Arctic hare	ᐅᑲᓖᑦ	Ukalik				1									1
Seals (unspecified)	ᓯᖕᑯᓖᑦ	Natiit									1		1		2
Ringed seal	ᓇᑦᓱᑦ	Natiinat	11	4	4	5	4	1		1				6	26
Bearded seal	ᐅᒡᔪᐃᑦ	Ukyuk	1			1	1								3
Harp seal	ᖃᐃᕈᓖᑦ	Qairulik			3	3									5
Harbour seal	ᖃᓯᒋᐊᑦ	Qanigiaq	1												1
Walrus	ᐊᐃᓈᑦ	Akvik	1												1
Beluga	ᖃᑯᑦᑕᑦ ᕿᓚᓗᒐᑦ	Kilalugak		2	3	4									6
Snow goose	ᑲᖑᐃᑦ	Kanguq	7			1							1	11	16
Canada goose	ᓂᑦᓖᑦ ᐅᓗᐊᒍᓖᑦ	Nikliknik	7										1	9	13
Eider duck	ᒥᑏᑦ	Kingalik		1										1	2
Ptarmigan	ᐊᕿᒡᓱᑦ	Akilgik				2	5	2					1	2	10
Duck eggs	ᒥᑏᑦ ᒪᓐᓂᖏᑦ	Tinmiat manniit	3	1											4
Seagull eggs	ᓇᐃᔭᐃᑦ ᒪᓐᓂᖏᑦ	Nauyat manniit												1	1
Arctic char	ᐃᖃᓗᒃᐲᑦ	Ikaliviit	9	6	4	7	4	5	3	3		1	1	9	27
Lake trout	ᐃᓱᕋᐃᑦ	Ikalukpik	3	1	1	1	5	2					2	19	27

‡‡ No data are available corresponding to the harvest numbers shown in the harvest estimates table which were provided by DSD.

‡‡ ᑎᑎᕋᓯᒪᔪᓂᒃ ᐱᑕᖃᖕᖏᑦᑐᖅ ᐱᔾᔪᑎᓕᓐᓂᒃ ᐊᖑᔭᑦ ᖃᑦᓯᐅᓂᖏᓐᓄᑦ ᐊᓚᒃᑲᐅᒪᔪᓄᑦ ᐊᖑᔭᓄᑦ ᓇᓚᐅᕐᓱᑎᓂ ᑐᓂᔭᖏᓐᓂ ᐃᑯᐱᕐᕕᓕᓇᔨᑦ.

‡‡ Nahagauhimaitut titigakhimajunik pitman kanuk angujaukatakhimajunik kanukitunit pijaumajut ikupiktulikijinik.

TABLE/ᓇᓗᓇᐃᔭᐅᑦ/NAUNAIKUTA 539

Monthly harvest estimates
ᑕᕿᑕᒫᑦ ᐊᖑᔭᓄᑦ ᓇᓚᐅᑦᓵᕈᑏᑦ
Tatkiktamat nahaktauvaktun

Year 3 (June 1998 - May 1999)
ᐊᒃᕋᒍ 3 (ᔫᓂ 1998 - ᒪᐃ 1999)
Ukiunga 3 (June 1998 - May 1999)

Month/ᑕᕿᖓ/Tatkia			JUN ᔫᓂ	JUL ᔪᓚᐃ	AUG ᐊᐅᒃᑐᑎ	SEP ᓱᑎᒃᐱᓇ	OCT ᐅᑦᑐᐱᓇ	NOV ᓄᓇᒃᐱᓇ	DEC ᑏᓯᒃᐱᓇ	JAN ᒎᓐᓄᐊᓇ	FEB ᓈᕝᕗᐊᓇ	MAR ᒪᕐᔪ	APR ᐃᑦᓇᓕ	MAY ᒪᐃ	Total ᑲᑎᑦᑐᒋᑦ Tamakiklugin ± 95% CI
Species	**ᐆᒪᔪᑦ**	**Umajuin**													
Caribou	ᑐᒃᑐᐃᑦ	Tuktut	23	70	54	114	15	24	9	104	45	57	22	61	598 ± 34
Polar bear‡	ᓇᓄᐃᑦ‡	Nanuit‡						1				2	7		10
Wolf	ᐊᒪᕈᐃᑦ	Amagut								28	48	27	3		106 ± 9
Arctic fox	ᑎᓇᒐᓐᓂᐊᑦ	Tigiganiat								2	1				3 ± 2
Arctic hare	ᐅᑲᓖᑦ	Ukalik										1			1 ± 1
Seals (unspecified)	ᓯᖕᑯᓖᑦ	Natiit									1				1 ± 1
Ringed seal	ᓇᑦᓱᑦ	Natiinat	8	5	8	8	2			2			1		34 ± 7
Bearded seal	ᐅᒡᔪᐃᑦ	Ukyuk	1			1	3								5 ± 2
Harp seal	ᖃᐃᕈᓖᑦ	Qairulik			3	1									4 ± 3
Harbour seal	ᖃᓯᒋᐊᑦ	Qanigiaq										1			1 ± 1
Walrus	ᐊᐃᓈᑦ	Akvik	1												1 ± 0
Narwhal	ᑑᒫᓖᑦ ᕿᓚᓗᒐᑦ	Tuugaak		4											4 ± 3
Beluga	ᖃᑯᑦᑕᑦ ᕿᓚᓗᒐᑦ	Kilalugak		2	4	4									10 ± 3
Snow goose	ᑲᖑᐃᑦ	Kanguq	71											9	80 ± 22
Canada goose	ᓂᑦᓖᑦ ᐅᓗᐊᒍᓖᑦ	Nikliknik	23											10	33 ± 15
Ptarmigan	ᐊᕿᒐᕐᑦ	Akilgik					30				4			18	52 ± 21
Goose eggs	ᑲᖑᐃᑦ ᒪᓐᓂᖏᑦ	Uluaguliit manniit	10												10 ± 10
Duck eggs	ᒥᑏᑦ ᒪᓐᓂᖏᑦ	Tinmiat manniit		22											22 ± 13
Arctic tern eggs	ᐃᒥᖃᑯᑕᐃᓚᐃᑦ ᒪᓐᓂᖏᑦ	Emitkutailat manniit		22											22 ± 13
Black guillemot eggs	ᐱᑦᓱᐅᓛᑦ ᒪᓐᓂᖏᑦ	Black guillemot eggs		33											33 ± 20
Arctic char	ᐃᖃᓗᒃᐲᑦ	Ikaliviit	344	371	392	12	26			73	6			28	1,252 ± 400
Lake trout	ᐃᓱᕋᐃᑦ	Ikalukpik	8	13		2	53				2			49	127 ± 30

‡ Polar bear data supplied by DSD.

‡ ᓇᓄᑦᓄᑦ ᑎᑎᕋᑦᑕᒪᔪᑦ ᑐᓂᔭᖏᑦ ᐅᑯᐊ ᐃᑯᐱᕐᐃᓕᓇᕆᑦ.

‡ Nanuin nahagaumajut pijauhimajut Ikupiktulikijinik.

6.3.3

TABLE/ᓇᓗᓇᐃᔭᐅᑦ/NAUNAIKUTA 540

Monthly hunter response — **Year 3 (June 1998 - May 1999)**

ᑕᕿᑕᒫᑦ ᐊᖑᓇᓱᒃᑏᑦ ᑭᐅᓂᖏᑦ — **ᐊᒡᕐᒍ 3 (ᔪᓂ 1998 - ᒪᐃ 1999)**

Tatkiktaman pijauhimajut angunahuktinun — **Ukiunga 3 (June 1998 - May 1999)**

6.3.3

Hunter Response Categories / ᐊᖑᓇᓱᒃᑏᑦ ᑭᐅᓂᖏᑦ ᐊᒃᒍᕐᓯᒪᓂᖏᑦ	Month/ᑕᕿᖓ/Tatkia	Angunahukpaktun Kiujait	JUN ᔪᓂ	JUL ᔪᓚᐃ	AUG ᐊᐅᒡᒍᑎ	SEP ᓱᑎᒡᐱᓇ	OCT ᐅᑦᑐᐱᓇ	NOV ᓄᓇᒡᐱᓇ	DEC ᑏᓯᒡᐱᓇ	JAN ᒎᓐᓄᐊᓇ	FEB ᓈᕝᐅᐊᓇ	MAR ᒪᕐᓯ	APR ᐃᕐᓇᓕ	MAY ᒪᐃ	Total ᑲᑎᑦᑐᑦ Tamakiklugin
Monthly hunter list	ᑕᕿᑕᒫᑦ ᐊᖑᓇᓱᒃᑏᑦ	Tatkitaman angunahuktut titigait	77	77	77	75	73	71	71	72	72	71	71	71	80*
Hunters interviewed	ᐊᖑᓇᓱᒃᑏᑦ ᐊᐱᕐᓱᕐᑕᑦ	Angunahuktin apikhuktan	69	61	61	67	65	65	55	64	65	66	62	59	79*
Harvested	ᐊᖑᓇᓱᒃᑐᒥᓃᑦ	Angujaujut	22	31	28	33	17	7	2	25	20	27	6	20	60*
Response Rate (%)	ᑭᐅᔪᑦ ᖃᑦᓯᐅᓂᖏᑦ (%)	Kiujut (%)	90	79	79	89	89	92	77	89	90	93	87	83	86**

* Hunters registered/interviewed/harvested at least once during the year.
** Mean monthly response rate.

* ᐊᖑᓇᓱᒃᑏᑦ ᐊᑎᓕᐅᑦᑕᐅᒪᔪᑦ/ᐊᐱᕐᓱᕐᑕᑦ/ᐊᖑᓇᓱᒃᑐᒥᓃᑦ ᐊᑕᐅᓯᐊᕋᓗᐊᑦᑐᑎᒃ ᐊᒡᕐᒍᒥ.
** ᐊᒃᐅᓱᑦᑎᓯᒪᔪᑦ ᑕᕿᑕᒫᑦ ᑭᐅᔪᑦ.

* Angunahuktin atiliukhimajut/apikhiktaunikut/anguhimajut talvani ukiumi.
** Talvani angunahuknami kiujutaumajut.

TABLE/ᓇᓗᓇᐃᔭᐅᑦ/NAUNAIKUTA 541

Recall period between harvest and interview, expressed as % of total harvest records — **Year 3 (June 1998 - May 1999)**

ᐅᑎᕐᕕᐅᔪᑦ ᐊᑯᕐᖓᓂ ᐊᖑᓇᓱᒋᓂᖓᑕ ᐊᒻᒪᓗ ᐊᐱᕐᓱᕐᑕᐅᓂᖓᑕ, ᓇᓗᓇᐃᕐᑕᑦ ᐃᒫᒃ % ᑲᑎᑦᑐᑦ ᐊᖑᓇᓱᒃᑕᑦ ᑎᑎᕐᕐᑕᐅᒪᔪᑦ — **ᐊᒡᕐᒍ 3 (ᔪᓂ 1998 - ᒪᐃ 1999)**

Itkaumajaujut angunahuktunun apihijauvaktunutlu, kanuk amigaitiginit tamakiklugin angujauhimajut — **Ukiunga 3 (June 1998 - May 1999)**

Recall Period / ᐅᑎᕐᕕᐅᔪᑦ	Month/ᑕᕿᖓ/Tatkia	Pigiakvia	JUN ᔪᓂ	JUL ᔪᓚᐃ	AUG ᐊᐅᒡᒍᑎ	SEP ᓱᑎᒡᐱᓇ	OCT ᐅᑦᑐᐱᓇ	NOV ᓄᓇᒡᐱᓇ	DEC ᑏᓯᒡᐱᓇ	JAN ᒎᓐᓄᐊᓇ	FEB ᓈᕝᐅᐊᓇ	MAR ᒪᕐᓯ	APR ᐃᕐᓇᓕ	MAY ᒪᐃ	Total ᑲᑎᑦᑐᑦ Tamakiklugin
≤ 3 months	≤ 3 ᑕᕿᑦ	≤ tatkin pingahut	100	100	100	100	100	0	0	100	100	100	100	100	98
4-6 months	4-6 ᑕᕿᑦ	tatkin hitaman 6nut	0	0	0	0	0	100	100	0	0	0	0	0	2
> 6 months	> 6 ᑕᕿᑦ	> 6 tatkin	0	0	0	0	0	0	0	0	0	0	0	0	0

TABLE/ᓇᓗᓇᐃᔭᐅᑦ/NAUNAIKUTA 542

Number of hunters harvesting each species — **Year 3 (June 1998 - May 1999)**

ᖃᑦᓯᐅᓂᖏᑦ ᐊᖑᓇᓱᒃᑏᑦ ᐊᖑᓇᓱᒃᐸᑦᑐᑦ ᐊᑐᓂᒃ ᐆᒪᔪᕐᓂᒃ — **ᐊᒡᕐᒍ 3 (ᔪᓂ 1998 - ᒪᐃ 1999)**

Amigaitiginigin angunahukpaktun anguvaktaitlu kanugitugiagin — **Ukiunga 3 (June 1998 - May 1999)**

Month/ᑕᕝᕙᖓ/Tatkia			JUN ᔪᓂ	JUL ᔪᓚᐃ	AUG ᐊᐅᒡᒍᑎ	SEP ᓱᑎᒡᐱᕆ	OCT ᐅᑦᑐᐱᕆ	NOV ᓄᓇᒡᐱᕆ	DEC ᑏᓯᒡᐱᕆ	JAN ᒎᓐᓄᐊᕆ	FEB ᓈᕝᕗᐊᕆ	MAR ᒫᕐᓯ	APR ᐃᑦᕆᓕ	MAY ᒪᐃ	Total ᑲᑎᑦᑐᑦ Tamakiklugin
Species	**ᐆᒪᔪᑦ**	**Umajuin**													
Caribou	ᑐᒃᑐᐃᑦ	Tuktut	11	24	23	32	7	7	2	25	15	24	6	13	53
Polar bear#	ᓇᓄᐃᑦ#	Nanuit#	n/d	n/d	n/d	n/d	n/d	n/d	n/d	n/d	n/d	n/d	n/d	n/d	n/d
Wolf	ᐊᒪᕈᐃᑦ	Amagut								9	12	7	3		15
Arctic fox	ᑎᓇᒐᓐᓂᐊᑦ	Tigiganiat								1	1				1
Arctic hare	ᐅᑲᓖᑦ	Ukalik										1			1
Seals (unspecified)	ᓱᖅᑯᓖᑦ	Natiit									1				1
Ringed seal	ᓇᑦᓱᑦ	Natiinat	3	3	4	4	2			1			1		15
Bearded seal	ᐅᒡᔪᐃᑦ	Ukyuk	1			1	3								5
Harp seal	ᖃᐃᕈᓖᑦ	Qairulik			2	1									3
Harbour seal	ᖃᓯᒋᐊᑦ	Qanigiaq										1			1
Walrus	ᐊᐃᓈᑦ	Akvik	1												1
Narwhal	ᑑᒫᓖᑦ ᕿᓚᓗᒐᑦ	Tuugaak		3											3
Beluga	ᖃᑯᕐᑦ ᕿᓚᓗᒐᑦ	Kilalugak		2	2	2									4
Snow goose	ᑲᖑᐃᑦ	Kanguq	3											3	6
Canada goose	ᓂᕐᓖᑦ ᐅᓗᐊᒍᓖᑦ	Nikliknik	4											2	6
Ptarmigan	ᐊᕿᒡᒋᑦ	Akilgik					2				1			1	4
Goose eggs	ᑲᖑᐃᑦ ᒪᓐᓂᖏᑦ	Uluaguliit manniit	1												1
Duck eggs	ᒥᑏᑦ ᒪᓐᓂᖏᑦ	Tinmiat manniit		1											1
Arctic tern eggs	ᐃᒥᖅᑯᑕᐃᓚᐃᑦ ᒪᓐᓂᖏᑦ	Emitkutailat manniit		1											1
Black guillemot eggs	ᐱᑦᓱᐅᓛᑦ ᒪᓐᓂᖏᑦ	Black guillemot eggs		2											2
Arctic char	ᐃᖃᓗᒃᐲᑦ	Ikaliviit	9	14	8	2	2			1	1			2	24
Lake trout	ᐃᓱᕋᐃᑦ	Ikalukpik	2	1		1	5				1			8	14

‡‡ No data are available corresponding to the harvest numbers shown in the harvest estimates table which were provided by DSD.

‡‡ ᑎᑎᕋᕐᒪᔪᓂᒃ ᐱᑕᖃᖅᑐᖅ ᐱᒃᔪᑎᓕᓐᓂᒃ ᐊᖑᔭᑦ ᖃᑦᓯᐅᓂᖏᓐᓄᑦ ᐊᓚᒃᑲᐅᒪᔪᓄᑦ ᐊᖑᔭᓄᑦ ᓇᓚᐅᑦᕐᕈᑎᓂ ᑐᓂᔭᖏᓐᓂ ᐃᑯᐱᕐᕕᓕᓇᕆᑦ.

‡‡ Nahagauhimaitut titigakhimajunik pitman kanuk angujaukatakhimajunik kanukitunit pijaumajut ikupiktulikijinik.

6.3.3

TABLE/ᓇᓗᓇᐃᔭᐅᑦ/NAUNAIKUTA 543

Monthly harvest estimates
ᑕᕿᑕᒫᑦ ᐊᖑᔭᓄᑦ ᓇᓚᐅᑦᓵᕈᑏᑦ
Tatkiktamat nahaktauvaktun

Year 4 (June 1999 - May 2000)
ᐊᒡᕐᒍ 4 (ᔫᓂ 1999 - ᒪᐃ 2000)
Ukiunga 4 (June 1999 - May 2000)

6.3.3

Month/ᑕᕿᖓ/Tatkia			JUN ᔫᓂ	JUL ᔪᓚᐃ	AUG ᐊᐅᒡᒍᑎ	SEP ᓱᑎᒡᐱᓇ	OCT ᐅᑦᑐᐱᓇ	NOV ᓄᓇᒡᐱᓇ	DEC ᑏᓯᒡᐱᓇ	JAN ᒨᓐᓄᐊᓇ	FEB ᓈᕝᕗᐊᓇ	MAR ᒪᕐᓯ	APR ᐃᑦᓇᓕ	MAY ᒪᐃ	Total ᑲᑎᑦᑐᑦ Tamakiklugin ± 95% CI
Species	**ᐆᒪᔪᑦ**	**Umajuin**													
Caribou	ᑐᒃᑐᐃᑦ	Tuktut	22	27	42	38	21	40	34	23	17	12	19	35	330 ± 28
Musk-ox	ᐅᒥᒃᒪᐃᑦ	Umingmait											3		3 ± 2
Polar bear‡	ᓇᓄᐃᑦ‡	Nanuit‡										2	6	2	10
Wolf	ᐊᒪᕈᐃᑦ	Amagut							6	10	5		1	4	26 ± 6
Ringed seal	ᓇᑦᓱᑦ	Natiinat				3	2	3	3	10			1	10	32 ± 16
Bearded seal	ᐅᒡᔪᐃᑦ	Ukyuk		1											1 ± 1
Harp seal	ᖃᐃᕈᓖᑦ	Qairulik	5												5 ± 2
Harbour seal	ᖃᓯᒋᐊᑦ	Qanigiaq			2										2 ± 0
Walrus	ᐊᐃᓈᑦ	Akvik	1	2											3 ± 0
Beluga	ᖃᑯᑦᑕᑦ ᕿᓚᓗᒐᑦ	Kilalugak			3	16									19 ± 5
Snow goose	ᑲᖑᐃᑦ	Kanguq	3											14	17 ± 24
Canada goose	ᓂᑦᓖᑦ ᐅᓗᐊᒍᑦᓖᑦ	Nikliknik	7												7 ± 2
Ptarmigan	ᐊᕿᒡᒦᑦ	Akilgik					14							17	31 ± 20
Goose eggs	ᑲᖑᐃᑦ ᒪᓐᓂᖏᑦ	Uluaguliit manniit	20												20 ± 13
Arctic char	ᐃᖃᓗᒃᐲᑦ	Ikaliviit	147	204	532		62							146	1,091 ± 471
Lake trout	ᐃᓱᕋᐃᑦ	Ikalukpik	9				38			4				77	128 ± 55
Burbot	ᑎᒃᑕᓖᑦ	Tiktaaliq												25	25 ± 36

‡ Polar bear data supplied by DSD.

‡ ᓇᓄᑦᓄᑦ ᑎᑎᕋᑦᑕᒪᔪᑦ ᑐᓂᒃᖏᑦ ᐅᑯᐊ ᐃᑯᐱᕐᕕᓕᕆᔨᑦ.

‡ Nanuin nahagaumajut pijauhimajut Ikupiktulikijinik.

TABLE/ᓇᓗᓇᐃᔭᐅᑦ/NAUNAIKUTA 544

Monthly hunter response — **Year 4 (June 1999 - May 2000)**

ᑕᕿᑖᒪᑦ ᐊᖑᓇᓱᒃᑏᑦ ᑭᐅᓂᖏᑦ — **ᐊᒻᕐᒍ 4 (ᔫᓂ 1999 - ᒪᐃ 2000)**

Tatkiktaman pijauhimajut angunahuktinun — **Ukiunga 4 (June 1999 - May 2000)**

Month/ᑕᕿᖓ/Tatkia			JUN ᔫᓂ	JUL ᔪᓚᐃ	AUG ᐊᐅᒡᒍᑎ	SEP ᓱᑎᒡᐱᓇ	OCT ᐅᑦᑐᐱᓇ	NOV ᓄᓇᒡᐱᓇ	DEC ᑏᓯᒡᐱᓇ	JAN ᒎᓐᓄᐊᓇ	FEB ᓈᕝᐅᐊᓇ	MAR ᒪᕐᓯ	APR ᐃᕐᓇᓕ	MAY ᒪᐃ	Total ᑲᑎᑦᑐᑎᑦ Tamakiklugin
Hunter Response Categories	ᐊᖑᓇᓱᒃᑏᑦ ᑭᐅᓂᖏᑦ ᐊᒻᒍᕐᓯᒪᓂᖏᑦ	**Angunahukpaktun Kiujait**													
Monthly hunter list	ᑕᕿᑖᒪᑦ ᐊᖑᓇᓱᒃᑏᑦ	Tatkitaman angunahuktut titigait	70	68	68	69	69	69	71	71	70	70	71	72	77*
Hunters interviewed	ᐊᖑᓇᓱᒃᑏᑦ ᐊᐱᕐᓱᕐᑕᑦ	Angunahuktin apikhuktan	62	60	58	63	64	64	68	69	68	67	64	41	73*
Harvested	ᐊᖑᓇᓱᒃᑐᒥᓃᑦ	Angujaujut	12	17	18	16	12	12	11	13	7	9	9	14	52*
Response Rate (%)	ᑭᐅᔪᑦ ᖃᕐᓯᐅᓂᖏᑦ (%)	Kiujut (%)	89	88	85	91	93	93	96	97	97	96	90	57	89**

* Hunters registered/interviewed/harvested at least once during the year.
** Mean monthly response rate.

* ᐊᖑᓇᓱᒃᑏᑦ ᐊᑎᓕᐅᑦᑕᐅᒪᔪᑦ/ᐊᐱᕐᓱᕐᑕᑦ/ᐊᖑᓇᓱᒃᑐᒥᓃᑦ ᐊᑕᐅᓯᐊᕐᓗᐊᑦᑐᑎᒃ ᐊᒻᕐᒍᒥ.
** ᐊᔾᔨᒌᓕᕐᑎᓯᒪᔪᑦ ᑕᕿᑖᒪᑦ ᑭᐅᔪᑦ.

* Angunahuktin atiliukhimajut/apikhiktaunikut/anguhimajut talvani ukiumi.
** Talvani angunahuknami kiujutaumajut.

TABLE/ᓇᓗᓇᐃᔭᐅᑦ/NAUNAIKUTA 545

Recall period between harvest and interview, expressed as % of total harvest records — **Year 4 (June 1999 - May 2000)**

ᐅᑎᕐᕕᐅᔪᑦ ᐊᑯᕐᖓᓂ ᐊᖑᓇᓱᒋᓂᖓᑕ ᐊᒻᒪᓗ ᐊᐱᕐᓱᕐᑕᐅᓂᖓᑕ, ᓇᓗᓇᐃᕐᑕᑦ ᐃᒫᒃ % ᑲᑎᑦᑐᑎᑦ ᐊᖑᓇᓱᒃᑕᑦ ᑎᑎᕐᕐᑕᐅᒪᔪᑦ — **ᐊᒻᕐᒍ 4 (ᔫᓂ 1999 - ᒪᐃ 2000)**

Itkaumajaujut angunahuktunun apihijauvaktunutlu, kanuk amigaitiginit tamakiklugin angujauhimajut — **Ukiunga 4 (June 1999 - May 2000)**

Month/ᑕᕿᖓ/Tatkia			JUN ᔫᓂ	JUL ᔪᓚᐃ	AUG ᐊᐅᒡᒍᑎ	SEP ᓱᑎᒡᐱᓇ	OCT ᐅᑦᑐᐱᓇ	NOV ᓄᓇᒡᐱᓇ	DEC ᑏᓯᒡᐱᓇ	JAN ᒎᓐᓄᐊᓇ	FEB ᓈᕝᐅᐊᓇ	MAR ᒪᕐᓯ	APR ᐃᕐᓇᓕ	MAY ᒪᐃ	Total ᑲᑎᑦᑐᑎᑦ Tamakiklugin
Recall Period	ᐅᑎᕐᕕᐅᔪᑦ	**Pigiakvia**													
≤ 3 months	≤ 3 ᑕᕿᑦ	≤ tatkin pingahut	100	92	100	100	100	100	100	100	100	100	100	100	99
4-6 months	4-6 ᑕᕿᑦ	tatkin hitaman 6nut	0	0	0	0	0	0	0	0	0	0	0	0	0
> 6 months	> 6 ᑕᕿᑦ	> 6 tatkin	0	8	0	0	0	0	0	0	0	0	0	0	1

TABLE/ᓇᓗᓇᐃᔭᐅᑦ/NAUNAIKUTA 546

Number of hunters harvesting each species — **Year 4 (June 1999 - May 2000)**

ᖃᑦᓯᐅᓂᖏᑦ ᐊᖑᓇᓱᒃᑏᑦ ᐊᖑᓇᓱᒃᐸᑦᑐᑦ ᐊᑐᓂᒃ ᐆᒪᔪᕐᓂᒃ — **ᐊᒡᕐᒍ 4 (ᔫᓂ 1999 - ᒪᐃ 2000)**

Amigaitiginigin angunahukpaktun anguvaktaitlu kanugitugiagin — **Ukiunga 4 (June 1999 - May 2000)**

6.3.3

Month/ᑕᕝᕙᖓ/Tatkia			JUN ᔫᓂ	JUL ᔪᓚᐃ	AUG ᐊᐅᒡᒍᕐᑎ	SEP ᓱᑎᒡᐱᓇ	OCT ᐅᑦᑐᐱᓇ	NOV ᓄᓇᒡᐱᓇ	DEC ᑏᓯᒡᐱᓇ	JAN ᒎᓐᓄᐊᓇ	FEB ᓈᕝᕗᐊᓇ	MAR ᒫᕐᓯ	APR ᐃᑦᓇᓕ	MAY ᒪᐃ	Total ᑲᑎᑦᑐᑦ Tamakiklugin
Species	**ᐆᒪᔪᑦ**	**Umajuin**													
Caribou	ᑐᒃᑐᐃᑦ	Tuktut	8	16	17	12	8	12	9	11	7	8	7	6	45
Musk-ox	ᐅᒥᒃᒪᐃᑦ	Umingmait											2		2
Polar bear#	ᓇᓄᐃᑦ#	Nanuit#	n/d	n/d	n/d	n/d	n/d	n/d	n/d	n/d	n/d	n/d	n/d	n/d	n/d
Wolf	ᐊᒪᕈᐃᑦ	Amagut							1	6	3		1	1	7
Ringed seal	ᓇᑦᓱᑦ	Natiinat				2	2	2	1	3			1	2	8
Bearded seal	ᐅᒡᔪᐃᑦ	Ukyuk		1											1
Harp seal	ᖃᐃᕈᓐᑦ	Qairulik	4												4
Harbour seal	ᖃᓯᒋᐊᑦ	Qanigiaq			2										2
Walrus	ᐊᐃᓈᑦ	Akvik	1	1											2
Beluga	ᖃᑯᑦᑕᑦ ᕿᓚᓗᒐᑦ	Kilalugak			1	5									6
Snow goose	ᑲᖑᐃᑦ	Kanguq	2											1	3
Canada goose	ᓂᑦᓐᑦ ᐅᓗᐊᒍᑦᓐᑦ	Nikliknik	3												3
Ptarmigan	ᐊᕿᒡᒦᑦ	Akilgik					1							1	2
Goose eggs	ᑲᖑᐃᑦ ᒪᓐᓂᖏᑦ	Uluaguliit manniit	1												1
Arctic char	ᐃᖃᓗᒃᐱᑦ	Ikaliviit	5	4	2		4							3	14
Lake trout	ᐃᓱᕐᑦᐃᑦ	Ikalukpik	1				2			1				6	10
Burbot	ᑎᒃᑕᓐᑦ	Tiktaaliq												1	1

‡‡ No data are available corresponding to the harvest numbers shown in the harvest estimates table which were provided by DSD.

‡‡ ᑎᑎᕐᓯᒪᔪᓂᒃ ᐱᑕᖃᖏᑦᑐᖅ ᐱᔾᔪᑎᓕᓐᓂᒃ ᐊᖑᔭᑦ ᖃᕐᓯᐅᓂᖏᓐᓄᑦ ᐊᓚᒃᑲᐅᒪᔪᓄᑦ ᐊᖑᔭᓄᑦ ᓇᓚᐅᑦᕐᓱᑎᓂ ᑐᓂᔭᖏᓐᓂ ᐃᑯᐱᕐᐃᓕᓇᔫᑦ.

‡‡ Nahagauhimaitut titigakhimajunik pitman kanuk angujaukatakhimajunik kanukitunit pijaumajut ikupiktulikijinik.

TABLE/ᓇᓗᓇᐃᔭᐅᑦ/NAUNAIKUTA 547

Monthly harvest estimates
ᑕᕿᑕᒫᑦ ᐊᖑᔭᓄᑦ ᓇᓚᐅᑦᓵᕈᑏᑦ
Tatkiktamat nahaktauvaktun

Year 5 (June 2000 - May 2001)
ᐊᒻᕐᒍ 5 (ᔫᓂ 2000 - ᒪᐃ 2001)
Ukiunga 5 (June 2000 - May 2001)

Month/ᑕᕿᖓ/Tatkia			JUN ᔫᓂ	JUL ᔪᓚᐃ	AUG ᐊᐅᒡᒍᑎ	SEP ᓱᑎᒡᐱᓇ	OCT ᐅᑦᑐᐱᓇ	NOV ᓄᓇᒡᐱᓇ	DEC ᑏᓯᒡᐱᓇ	JAN ᔮᖕᓄᐊᓇ	FEB ᓈᕝᕗᐊᓇ	MAR ᒫᔪ	APR ᐃᑦᓇᓕ	MAY ᒪᐃ	Total ᑲᑎᑦᑐᑦ Tamakiklugin ± 95% CI
Species	**ᐆᒪᔪᑦ**	**Umajuin**													
Caribou	ᑐᒃᑐᐃᑦ	Tuktut	17	77	69	36	27	37	31	23	41	41	36	31	466 ± 39
Polar bear‡	ᓇᓄᐃᑦ‡	Nanuit‡				1	4	3							8
Wolf	ᐊᒪᕈᐃᑦ	Amagut								1	6	11	10		28 ± 8
Arctic fox	ᑎᓇᒐᓐᓂᐊᑦ	Tigiganiat					2	42	8	5	15	21			93 ± 23
Wolverine	ᖃᑦᕕᑦ	Kalvik							1			1	1		3 ± 1
Ringed seal	ᓇᑦᓱᑦ	Natiinat	47	24	11	1	25	2	15	7	7	2	1	8	150 ± 75
Bearded seal	ᐅᒡᔪᐃᑦ	Ukyuk			1								1	9	11 ± 5
Walrus	ᐊᐃᕕᑦ	Akvik	4												4 ± 8
Narwhal	ᑑᒐᓐᑦ ᕿᓚᓗᒐᑦ	Tuugaak		1	2										3 ± 2
Beluga	ᖃᑯᑦᑕᑦ ᕿᓚᓗᒐᑦ	Kilalugak		3											3 ± 3
Snow goose	ᑲᖑᐃᑦ	Kanguq			4										4 ± 3
Canada goose	ᓂᑦᓐᑦ ᐅᓗᐊᒍᑦᓐᑦ	Nikliknik	22											7	29 ± 19
Mallard	ᒥᑎᓛᖅ	Mitik									1				1 ± 0
Ptarmigan	ᐊᕿᒡᒦᑦ	Akilgik						3				2			5 ± 2
Arctic char	ᐃᖃᓗᒃᐱᑦ	Ikaliviit	518	549	1,745	2	26	193	110	112	7			172	3,434 ± 973
Lake trout	ᐃᓱᕋᐃᑦ	Ikalukpik		30				10			1		3	35	79 ± 23
Cod	ᐆᒪᐃᑦ	Ugak	42												42 ± 60

‡ Polar bear data supplied by DSD.

‡ ᓇᓄᑦᓄᑦ ᑎᑎᕋᑕᒪᔪᑦ ᑐᓂᒃᑯᑦ ᐅᑯᐊ ᐃᑯᐱᕐᐃᓕᓇᓵᑦ.

‡ Nanuin nahagaumajut pijauhimajut Ikupiktulikijinik.

TABLE/ᓇᓗᓇᐃᔭᐅᑦ/NAUNAIKUTA 548

Monthly hunter response — **Year 5 (June 2000 - May 2001)**

ᑕᕿᑕᒫᑦ ᐊᖑᓇᓱᒃᑏᑦ ᑭᐅᓂᖏᑦ — **ᐊᒻᕐᒍ 5 (ᔫᓂ 2000 - ᒪᐃ 2001)**

Tatkiktaman pijauhimajut angunahuktinun — **Ukiunga 5 (June 2000 - May 2001)**

6.3.3

Hunter Response Categories / ᐊᖑᓇᓱᒃᑏᑦ ᑭᐅᓂᖏᑦ ᐊᒻᒍᕐᒪᓂᖏᑦ	Month/ᑕᕿᖓ/Tatkia	Angunahukpaktun Kiujait	JUN ᔫᓂ	JUL ᔪᓚᐃ	AUG ᐊᐅᒻᒍᕐᑎ	SEP ᓱᑎᒻᐱᓇ	OCT ᐅᑦᑐᐱᓇ	NOV ᓄᓇᒻᐱᓇ	DEC ᑏᓱᒻᐱᓇ	JAN ᒎᓐᓄᐊᓇ	FEB ᓈᕝᕗᐊᓇ	MAR ᒪᕐᕿ	APR ᐃᕐᓇᓕ	MAY ᒪᐃ	Total ᑲᑎᑦᑐᑦ Tamakiklugin
Monthly hunter list	ᑕᕿᑕᒫᑦ ᐊᖑᓇᓱᒃᑏᑦ	Tatkitaman angunahuktut titigait	73	74	74	74	73	73	73	73	73	82	83	83	85*
Hunters interviewed	ᐊᖑᓇᓱᒃᑏᑦ ᐊᐱᕐᓱᕐᑕᑦ	Angunahuktin apikhuktan	41	54	61	70	66	67	68	66	66	77	65	72	83*
Harvested	ᐊᖑᓇᓱᒃᑐᒥᓃᑦ	Angujaujut	14	29	25	11	17	14	10	10	14	13	13	23	60*
Response Rate (%)	ᑭᐅᔪᑦ ᖃᑦᓱᐅᓂᖏᑦ (%)	Kiujut (%)	56	73	82	95	90	92	93	90	90	94	78	87	85**

* Hunters registered/interviewed/harvested at least once during the year.
** Mean monthly response rate.

* ᐊᖑᓇᓱᒃᑏᑦ ᐊᑎᓕᐅᕐᑕᐅᒪᔪᑦ/ᐊᐱᕐᓱᕐᑕᑦ/ᐊᖑᓇᓱᒃᑐᒥᓃᑦ ᐊᑕᐅᓯᐊᕋᓗᐊᕐᑐᑎᒃ ᐊᒻᕐᒍᒥ.
** ᐊᔾᔨᒌᓕᕐᑎᓯᒪᔪᑦ ᑕᕿᑕᒫᑦ ᑭᐅᔪᑦ.

* Angunahuktin atiliukhimajut/apikhiktaunikut/anguhimajut talvani ukiumi.
** Talvani angunahuknami kiujutaumajut.

TABLE/ᓇᓗᓇᐃᔭᐅᑦ/NAUNAIKUTA 549

Recall period between harvest and interview, expressed as % of total harvest records — **Year 5 (June 2000 - May 2001)**

ᐅᑎᕐᕕᐅᔪᑦ ᐊᑯᕐᖓᓂ ᐊᖑᓇᓱᒋᓂᖓᑕ ᐊᒻᒪᓗ ᐊᐱᕐᓱᕐᑕᐅᓂᖓᑕ, ᓇᓗᓇᐃᕐᑕᑦ ᐃᒫᒃ % ᑲᑎᑦᑐᑦ ᐊᖑᓇᓱᒃᑕᑦ ᑎᑎᕐᕐᑕᐅᒪᔪᑦ — **ᐊᒻᕐᒍ 5 (ᔫᓂ 2000 - ᒪᐃ 2001)**

Itkaumajaujut angunahuktunun apihijauvaktunutlu, kanuk amigaitiginit tamakiklugin angujauhimajut — **Ukiunga 5 (June 2000 - May 2001)**

Recall Period / ᐅᑎᕐᕕᐅᔪᑦ	Month/ᑕᕿᖓ/Tatkia	Pigiakvia	JUN ᔫᓂ	JUL ᔪᓚᐃ	AUG ᐊᐅᒻᒍᕐᑎ	SEP ᓱᑎᒻᐱᓇ	OCT ᐅᑦᑐᐱᓇ	NOV ᓄᓇᒻᐱᓇ	DEC ᑏᓱᒻᐱᓇ	JAN ᒎᓐᓄᐊᓇ	FEB ᓈᕝᕗᐊᓇ	MAR ᒪᕐᕿ	APR ᐃᕐᓇᓕ	MAY ᒪᐃ	Total ᑲᑎᑦᑐᑦ Tamakiklugin
≤ 3 months	≤ 3 ᑕᕿᑦ	≤ tatkin pingahut	100	94	94	91	100	100	100	100	100	100	100	98	97
4-6 months	4-6 ᑕᕿᑦ	tatkin hitaman 6nut	0	0	6	9	0	0	0	0	0	0	0	2	2
> 6 months	> 6 ᑕᕿᑦ	> 6 tatkin	0	6	0	0	0	0	0	0	0	0	0	0	1

TABLE/ᓇᓗᓇᐃᔭᐅᑦ/NAUNAIKUTA 550

Number of hunters harvesting each species — **Year 5 (June 2000 - May 2001)**

ᖃᑦᓯᐅᓂᖏᑦ ᐊᖑᓇᓱᒃᑏᑦ ᐊᖑᓇᓱᒃᐸᑦᑐᑦ ᐊᑐᓂᒃ ᐆᒪᔪᕐᓂᒃ — **ᐊᒡᕐᒍ 5 (ᔫᓂ 2000 - ᒪᐃ 2001)**

Amigaitiginigin angunahukpaktun anguvaktaitlu kanugitugiagin — **Ukiunga 5 (June 2000 - May 2001)**

Month/ᑕᕝᕙᖓ/Tatkia			JUN ᔫᓂ	JUL ᔪᓚᐃ	AUG ᐊᐅᒡᒍᑎ	SEP ᓱᑎᒡᐱᓇ	OCT ᐅᑦᑐᐱᓇ	NOV ᓄᓇᒡᐱᓇ	DEC ᑏᓯᒡᐱᓇ	JAN ᔮᖅᓄᐊᓇ	FEB ᓈᕝᕗᐊᓇ	MAR ᒫᑦᓯ	APR ᐃᑦᓇᓕ	MAY ᒪᐃ	Total ᑲᑎᑦᑐᑦ Tamakiklugin
Species	**ᐆᒪᔪᑦ**	**Umajuin**													
Caribou	ᑐᒃᑐᐃᑦ	Tuktut	5	19	19	10	10	10	8	7	12	13	11	12	49
Polar bear#	ᓇᓄᐃᑦ#	Nanuit#	n/d	n/d	n/d	n/d	n/d	n/d	n/d	n/d	n/d	n/d	n/d	n/d	n/d
Wolf	ᐊᒪᕈᐃᑦ	Amagut								1	3	3	2		5
Arctic fox	ᑎᓇᒐᓐᓂᐊᑦ	Tigiganiat					1	4	3	1	1	1			8
Wolverine	ᖃᕝᕕᑦ	Kalvik							1			1	1		3
Ringed seal	ᓇᑦᓱᑦ	Natiinat	4	7	4	1	4	1	5	3	4	1	1	5	22
Bearded seal	ᐅᒡᔪᐃᑦ	Ukyuk			1								1	1	2
Walrus	ᐊᐃᕕᑦ	Akvik	1												1
Narwhal	ᑑᒫᓐᑦ ᕿᓚᓗᒐᑦ	Tuugaak		1	1										2
Beluga	ᖃᑯᑦᑕᑦ ᕿᓚᓗᒐᑦ	Kilalugak		1											1
Snow goose	ᑲᖑᐃᑦ	Kanguq			1										1
Canada goose	ᓂᑦᓐᑦ ᐅᓗᐊᒍᓐᓐᑦ	Nikliknik	5											1	6
Mallard	ᒥᑎᓛᖅ	Mitik									1				1
Ptarmigan	ᐊᕿᒡᒦᑦ	Akilgik						1				1			2
Arctic char	ᐃᖃᓗᒃᐱᑦ	Ikaliviit	8	15	10	1	1	2	1	1	1			10	35
Lake trout	ᐃᓱᕋᐃᑦ	Ikalukpik		3				1			1		1	7	11
Cod	ᐆᒪᐃᑦ	Ugak	1												1

No data are available corresponding to the harvest numbers shown in the harvest estimates table which were provided by DSD.

ᑎᑎᕋᓯᒪᔪᓂᒃ ᐱᑕᖃᖅᕿᑦᑐᖅ ᐱᔾᔪᑎᓕᖅᓂᒃ ᐊᖑᔭᑦ ᖃᕋᓯᐅᓂᖏᖅᓄᑦ ᐊᓚᒃᑲᐅᒪᔪᓄᑦ ᐊᖑᔭᓄᑦ ᓇᓚᐅᕐᕿᑎᓂ ᑐᓂᔭᖏᖅᓂ ᐃᑯᐱᕐᕕᓕᕆᔨᑦ.

Nahagauhimaitut titigakhimajunik pitman kanuk angujaukatakhimajunik kanukitunit pijaumajut ikupiktulikijinik.

6.3.3

TABLE/ᓇᓗᓇᐃᔭᐅᑦ/NAUNAIKUTA 551

Annual harvest estimates and five-year mean — **All Years (June 1996 - May 2001)**

ᐊᒡᕋᒍᑕᒦᑦ ᐊᖑᔭᓄᑦ ᓇᓚᐅᑦᓴᕈᑏᑦ ᐊᒻᒪᓗ ᑕᓪᓕᒪᓄᑦ-ᐊᒡᕋᒍᓄᑦ ᐊᔾᔨᒌᓕᕐᑎᓯᒪᔪᑦ — **ᑕᒪᐃᓐᓄᑦ ᐊᒡᕋᒍᓄᑦ (ᓘᓂ 1996 - ᒪᐃ 2001)**

Aragutamat angujauvaktun tatlman araguit iluani — **Tamamik ukiuni (June 1996 - May 2001)**

6.3.3

Study Year/ᖃᐅᔨᓴᕐᓂᒃ ᐊᒡᕋᒍ/Ihivgiukimayut Ukiumi			1	2	3	4	5	Mean ᐊᔾᔨᒌᓕᕐᑎᓯᒪᔪᑦ Amigaitkiyait
Species	**ᐆᒪᔪᑦ**	**Umajuin**						
Caribou[1]	ᑐᒃᑐᐃᑦ[1]	Tuktut[1]	941	940	598	330	466	655
Musk-ox[2]	ᐅᒥᒃᒪᐃᑦ[2]	Umingmait[2]	0	2	0	3	0	1
Polar bear[3]	ᓇᓄᐃᑦ[3]	Nanuit[3]	9	9	10	10	8	9
Wolf[4]	ᐊᒪᕈᐃᑦ[4]	Amagut[4]	8	42	106	26	28	42
Arctic fox	ᑎᓇᒐᓐᓂᐊᑦ	Tigiganiat	250	60	3	0	93	81
Coloured fox	ᖃᑯᖕᖏᑦᑐᑦ ᑎᓇᒐᓐᓂᐊᑦ	Kalaliit tigiganiat	0	3	0	0	0	1
Wolverine	ᖃᕝᕕᑦ	Kalvik	0	0	0	0	3	1
Arctic hare	ᐅᑲᓖᑦ	Ukalik	19	2	1	0	0	4
Seals (unspecified)	ᓯᖕᑯᓖᑦ	Natiit	0	2	1	0	0	1
Ringed seal[5]	ᓇᑦᓱᓖᑦ[5]	Natiinat[5]	147	97	34	32	150	92
Bearded seal	ᐅᒡᔪᐃᑦ	Ukyuk	6	4	5	1	11	5
Harp seal[6]	ᖃᐃᕈᓖᑦ[6]	Qairulik[6]	2	13	4	5	0	5
Harbour seal[7]	ᖃᓯᒋᐊᑦ[7]	Qanigiaq[7]	4	1	1	2	0	2
Walrus[8]	ᐊᐃᕕᑦ[8]	Akvik[8]	4	1	1	3	4	3
Narwhal[9]	ᑑᒫᓖᑦ ᕿᓚᓗᒐᑦ[9]	Tuugaak[9]	0	0	4	0	3	1
Beluga[10]	ᖃᑯᑦᑕᑦ ᕿᓚᓗᒐᑦ[10]	Kilalugak[10]	31	23	10	19	3	17
Snow goose[11]	ᑲᖑᐃᑦ[11]	Kanguq[11]	134	108	80	17	4	69
Canada goose[12]	ᓂᑦᓖᑦ ᐅᓗᐊᒍᓖᑦ[12]	Nikliknik[12]	41	134	33	7	29	49
Mallard	ᒥᑎᓛᖅ	Mitik	0	0	0	0	1	<1
Eider duck	ᒥᑏᑦ	Kingalik	22	16	0	0	0	8
Ptarmigan	ᐊᕿᒻᒋᑦ	Akilgik	195	182	52	31	5	93
Goose eggs[13]	ᑲᖑᐃᑦ ᒪᓐᓂᖏᑦ[13]	Uluaguliit manniit[13]	0	0	10	20	0	6
Duck eggs[13]	ᒥᑏᑦ ᒪᓐᓂᖏᑦ[13]	Tinmiat manniit[13]	74	661	22	0	0	151
Arctic tern eggs[13]	ᐃᒥᖅᑯᑕᐃᓚᐃᑦ ᒪᓐᓂᖏᑦ[13]	Emitkutailat manniit[13]	0	0	22	0	0	4
Seagull eggs[13]	ᓇᐅᔭᐃᑦ ᒪᓐᓂᖏᑦ[13]	Nauyat manniit[13]	0	3	0	0	0	1
Black guillemot eggs[13]	ᐱᑦᓱᐅᓖᑦ ᒪᓐᓂᖏᑦ[13]	Black guillemot eggs[13]	0	0	33	0	0	7
Arctic char[14]	ᐃᖃᓗᒃᐲᑦ[14]	Ikaliviit[14]	3222	3405	1252	1091	3434	2481
Lake trout[15]	ᐃᓱᕋᐃᑦ[15]	Ikalukpik[15]	579	342	127	128	79	251
Burbot[16]	ᑎᒃᑕᓖᑦ[16]	Tiktaaliq[16]	0	0	0	25	0	5
Cod[17]	ᐆᒪᐃᑦ[17]	Ugak[17]	0	0	0	0	42	8

[1-17]: See page 677 for community feedback and other sources of data.

[1-17]: ᑕᑯᒍᒃ ᒪᐧᐱᑦᑐᒐᖅ 679 ᓄᓇᓖᑦ ᑭᐅᔾᔪᑎᕐᕋᑦ ᐊᒻᒪᓗ ᐊᓯᖕᕋᑦ ᐱᒃᓂᐅᔪᑦ ᓈᒻᔭᐅᑎᓂᒃ.

[1-17]: Takulugu makpigaak 681 nunanit kiutjutinganik ovalo aalanik naunaiyautainik.

TABLE/ᓇᓗᓇᐃᔭᐅᑦ/NAUNAIKUTA 552

Annual hunter response — **All Years (June 1996 - May 2001)**

ᐊᒡᕐᒍᑕᒫᑦ ᐊᖑᓇᓱᒃᑏᑦ ᑭᐅᓂᖏᑦ — **ᑕᒪᐃᓐᓄᑦ ᐊᒡᕐᒍᓄᑦ (ᔫᓂ 1996 - ᒪᐃ 2001)**

Angujauvaktu — **Tamamik ukiuni (June 1996 - May 2001)**

Study Year/ᖃᐅᔨᓴᕐᕕᒃ ᐊᒡᕐᒍ/Ihivgiukimayut Ukiumi			1	2	3	4	5	Total ᑲᑎᑦᑐᑦ Tamakiklugin
Hunter Response Categories	**ᐊᖑᓇᓱᒃᑏᑦ ᑭᐅᓂᖏᑦ ᐊᒡᒍᕐᒪᓂᖏᑦ**	**Angunahukpaktun Kiujait**						
Monthly hunter list	ᑕᕿᑕᒫᑦ ᐊᖑᓇᓱᒃᑏᑦ	Tatkitaman angunahuktut titigait	72	79	80	77	85	92*
Hunters interviewed	ᐊᖑᓇᓱᒃᑏᑦ ᐊᐱᕐᓱᕐᑕᑦ	Angunahuktin apikhuktan	72	78	79	73	83	91*
Harvested	ᐊᖑᓇᓱᒃᑐᒥᓃᑦ	Angujaujut	66	64	60	52	60	84*
Response Rate (%)	ᑭᐅᔪᑦ ᖃᑦᓯᐅᓂᖏᑦ (%)	Kiujut (%)	76	79	86	89	85	83**

* Hunters registered/interviewed/harvested at least once during the study.
** Mean annual response rate.

* ᐊᖑᓇᓱᒃᑏᑦ ᐊᑎᓕᐅᕐᒪᔪᑦ/ᐊᐱᕐᓱᕐᑕᑦ/ᐊᖑᓇᓱᒃᑐᒥᓃᑦ ᐊᑕᐅᓯᐊᕐᓗᐊᑦᑐᑎᒃ ᖃᐅᔨᓴᕐᓂᖏ.
** ᐊᔾᔨᒌᓕᕐᑎᓯᒪᔪᑦ ᐊᒡᕐᒍᑕᒫᑦ ᑭᐅᔪᑦ.

* Angunahuktin atiliukhimajut/apikhiktaunikut/anguhimajut talvani kaujihatatiplugin.
** Atjikilirhimajut ukiumun kiutjutaujut.

TABLE/ᓇᓗᓇᐃᔭᐅᑦ/NAUNAIKUTA 553

Recall period between harvest and interview, expressed as % of total harvest records — **All Years (June 1996 - May 2001)**

ᐅᑎᕐᕕᐅᔪᑦ ᐊᑯᕐᖓᓂ ᐊᖑᓇᓱᒃᓂᖓᑕ ᐊᒻᒪᓗ ᐊᐱᕐᓱᕐᑕᐅᓂᖓᑕ, ᓇᓗᓇᐃᕐᑕᑦ ᐃᒫᒃ % ᑲᑎᑦᑐᑦ ᐊᖑᓇᓱᒃᑕᑦ ᑎᑎᕐᕐᑕᐅᒪᔪᑦ — **ᑕᒪᐃᓐᓄᑦ ᐊᒡᕐᒍᓄᑦ (ᔫᓂ 1996 - ᒪᐃ 2001)**

Angunahuktin apikhuktaujut, iluakhagaujutl % tamakiklugit angujauhimajut umajut — **Tamamik ukiuni (June 1996 - May 2001)**

Study Year/ᖃᐅᔨᓴᕐᕕᒃ ᐊᒡᕐᒍ/Ihivgiukimayut Ukiumi			1	2	3	4	5	Total ᑲᑎᑦᑐᑦ Tamakiklugin
Recall Period	**ᐅᑎᕐᕕᐅᔪᑦ**	**Pigiakvia**						
≤ 3 months	≤ 3 ᑕᕿᑦ	≤ tatkin pingahut	99	100	98	99	97	99
4-6 months	4-6 ᑕᕿᑦ	tatkin hitaman 6nut	0	0	2	0	2	1
> 6 months	> 6 ᑕᕿᑦ	> 6 tatkin	1	0	0	1	1	0

TABLE/ᓇᓗᓇᐃᔭᐅᑦ/NAUNAIKUTA 554

Number of hunters harvesting each species

ᖃᑦᓯᐅᓂᖏᑦ ᐊᖑᓇᓱᒃᑏᑦ ᐊᖑᓇᓱᒃᐸᑦᑐᑦ ᐊᑐᓂᒃ ᐆᒪᔪᕐᓂᒃ

Angunahuktin angutivaktun umajunik

All Years (June 1996 - May 2001)

ᑕᒪᐃᓐᓄᑦ ᐊᒡᕐᒍᓄᑦ (ᔫᓂ 1996 - ᒪᐃ 2001)

Tamamik ukiuni (June 1996 - May 2001)

6.3.3

Study Year/ᖃᐅᔨᓴᕐᕕᒃ ᐊᒡᕐᒍ/Ihivgiukimayut Ukiumi			1	2	3	4	5	Total ᑲᑎᑦᑐᑦ Tamakiklugin
Species	**ᐆᒪᔪᑦ**	**Umajuin**						
Caribou	ᑐᒃᑐᐃᑦ	Tuktut	59	56	53	45	49	76
Musk-ox	ᐅᒥᒃᒪᐃᑦ	Umingmait		2		2		3
Polar bear#	ᓇᓄᐃᑦ#	Nanuit#	n/d	n/d	n/d	n/d	n/d	n/d
Wolf	ᐊᒪᕈᐃᑦ	Amagut	4	10	15	7	5	19
Arctic fox	ᑎᓇᒐᓐᓂᐊᑦ	Tigiganiat	16	5	1		8	23
Coloured fox	ᖃᑯᓐᖏᑦᑐᑦ ᑎᓇᒐᓐᓂᐊᑦ	Kalaliit tigiganiat		2				2
Wolverine	ᖃᑉᕕᑦ	Kalvik					3	3
Arctic hare	ᐅᑲᓖᑦ	Ukalik	9	1	1			9
Seals (unspecified)	ᓯᖕᑯᓖᑦ	Natiit		2	1			3
Ringed seal	ᓇᑦᓱᑦ	Natiinat	26	26	15	8	22	52
Bearded seal	ᐅᒡᔪᐃᑦ	Ukyuk	4	3	5	1	2	11
Harp seal	ᖃᐃᕈᓖᑦ	Qairulik	1	5	3	4		10
Harbour seal	ᖃᓯᒋᐊᑦ	Qanigiaq	2	1	1	2		6
Walrus	ᐊᐃᕕᑦ	Akvik	2	1	1	2	1	5
Narwhal	ᑑᒫᓖᑦ ᕿᓚᓗᒐᑦ	Tuugaak			3		2	4
Beluga	ᖃᑯᑦᑕᑦ ᕿᓚᓗᒐᑦ	Kilalugak	13	6	4	6	1	23
Snow goose	ᑲᖑᐃᑦ	Kanguq	14	16	6	3	1	27
Canada goose	ᓂᑦᓖᑦ ᐅᓗᐊᒍᓖᑦ	Nikliknik	7	13	6	3	6	29
Mallard	ᒥᑎᓛᖅ	Mitik					1	1
Eider duck	ᒥᑏᑦ	Kingalik	4	2				6
Ptarmigan	ᐊᕿᒐᑦ	Akilgik	12	10	4	2	2	26
Goose eggs	ᑲᖑᐃᑦ ᒪᓐᓂᖏᑦ	Uluaguliit manniit			1	1		2
Duck eggs	ᒥᑏᑦ ᒪᓐᓂᖏᑦ	Tinmiat manniit	2	4	1			7
Arctic tern eggs	ᐃᒥᖅᑯᑕᐃᓚᐃᑦ ᒪᓐᓂᖏᑦ	Emitkutailat manniit			1			1
Seagull eggs	ᓇᐅᔭᐃᑦ ᒪᓐᓂᖏᑦ	Nauyat manniit		1				1
Black guillemot eggs	ᐱᑦᓯᐅᓛᑦ ᒪᓐᓂᖏᑦ	Black guillemot eggs			2			2
Arctic char	ᐃᖃᓗᒃᐱᑦ	Ikaliviit	39	27	24	14	35	60
Lake trout	ᐃᓱᕋᐃᑦ	Ikalukpik	30	27	14	10	11	46
Burbot	ᑎᒃᑖᓖᑦ	Tiktaaliq				1		1
Cod	ᐆᒪᐃᑦ	Ugak					1	1

‡‡ No data are available corresponding to the harvest numbers shown in the harvest estimates table which were provided by DSD.

‡‡ ᑎᑎᕋᓯᒪᔪᓂᒃ ᐱᑕᖃᖏᑦᑐᖅ ᐱᒃᔪᑎᓕᓐᓂᒃ ᐊᖑᔭᑦ ᖃᑦᓯᐅᓂᖏᓐᓄᑦ ᐊᓚᒃᑲᐅᒪᔪᓄᑦ ᐊᖑᔭᓄᑦ ᓇᓚᐅᑦᓴᕈᑎᓂ ᑐᓂᔭᖏᓐᓂ ᐃᑯᐱᕐᕕᓕᕆᔨᑦ.

‡‡ Nahagauhimaitut titigakhimajunik pitman kanuk angujaukatakhimajunik kanukitunit pijaumajut ikupiktulikijinik.

6.3.3 Community Results Discussion: Chesterfield Inlet

The survey frame:

An assessment of under-enumeration during the community visit revealed that there were approximately 14 hunters who were not registered in the Harvest Study. Twelve of these were Inuit, all were occasional hunters. It is estimated that there were two non-Inuit with assigned hunting rights who were not registered, both also occasional hunters. As discussed in Section 5.2.1 the effect of this under-enumeration would have led to a downward bias of the harvest estimates. Given that these unregistered hunters represent 13 percent of the total hunter population (Table 10) the effect of this bias on harvest estimates could be significant. However, the effect would be lessened by the fact that all unregistered hunters were thought to be occasional hunters. Harvest estimates for the unregistered hunters can be estimated using mean harvest quantities for each species by strata. These estimates, having their own sources of error and bias, are beyond the scope of this Final Report. Readers may apply to NWMB to obtain the results of these calculations.

Survey coverage and non-response bias:

In general response rates were relatively high throughout the study. However, there were some months with lower (more problematic) response rates. Also the response rates of the intensive hunters were lower than the other two strata in many months. As seen in Table 9 the consistent intentional non-response rate in Chesterfield Inlet was relatively high, at 5.4%, and there may be potential non-response bias as a result.

Response rates were felt to be high enough and non-response bias low enough during most months of the study to ensure that N did in fact constitute a sufficiently representative sample of N hunters. Readers should refer to the response rate tables when using the harvest estimates provided and exercise caution when using the data collected during months with lower response rates since the potential for both sampling error and non-response bias increases as response rates fall.

Measurement issues and response error:

It was reported during the community consultations that egg harvests were under-reported. Further details are provided in the community feedback and other sources of data section below. Section 5.4 also contains a thorough discussion of this issue.

As seen in the recall period tables, the vast majority of harvest records were collected within three months of the harvest, thereby minimizing recall error. The only exceptions were November and December 1998 (year 3) when all records were collected four to six months after the harvest.

During the Harvest Study there may have been some commercial harvests of char and of caribou. Although some of these harvests may have been reported with the subsistence harvest (see notes for caribou below), this was thought to be rare and harvest estimates should be viewed as the subsistence harvest only.

Community feedback and other sources of data:

1. **Caribou:** Caribou harvesting consisted of barren-ground caribou. Harvest estimates in years 3, 4 and 5 seem low. However, in the first two years of the study hunters reported that there were tags available for the commercial harvest of caribou and some were harvested for the meat plant (C.F.).
2. **Musk-ox:** Harvest estimates are suggested not to be accurate in years with no harvest reported. The community had an annual quota of 5 animals and although they did not always use all the tags they report that most were taken each year (C.F.). The local Wildlife Officer confirmed this statement.
3. **Polar bear:** Numbers displayed are not estimates but confirmed harvest numbers supplied by DSD (DSD PB).
4. **Wolf:** The harvest estimate in year 1 seems too low (C.F.).
5. **Ringed seal:** DFO were collecting ringed seal samples from hunters from 1999 to 2001; 112 samples were submitted by Chesterfield Inlet hunters over this period (Cleator, 2001).
6. **Harp seal:** No harvests were reported in year 5. However, hunters report that there has been in increase in numbers and some would have been taken during this year (C.F.).
7. **Harbour seal:** Similar to the harp seals, hunters reported that some would have been harvested in the last year of the study (C.F.).

8 **Walrus:** Harvest estimates appear too low in years 2 and 3. The annual mean harvest is said to be about 4 per year (C.F.).

9 **Narwhal:** There was some doubt that there were no harvests of narwhal in year 4. However, the harvest estimates in other years were thought to be in the right range (C.F.). DFO reports the following harvest numbers for narwhal (note that DFO data are based on fiscal years, whereas Harvest Study data are based on harvest years that run from June to May) (DFO N/B):

96/97	97/98	98/99	99/00	00/01
0	0	3	5	3

10 **Beluga:** The harvest estimate in year 5 seems low (C.F.). DFO reports the following harvest numbers for beluga (note that DFO data are based on fiscal years, whereas Harvest Study data are based on years that run from June to May) (DFO N/B):

96/97	97/98	98/99	99/00	00/01
20	n/d	15	n/d	1

11 **Snow goose:** Harvest estimates in years 4 and 5 seem low. The community reports that they harvest at least 10 to 20 per year (C.F.).

12 **Canada goose:** The harvest estimate for Canada geese in year 4 also looks low (C.F.).

13 **Eggs:** The HTO Board reported that people did not count their eggs and did not report them – harvest estimates for almost all eggs seem too low. *Goose eggs:* Some are collected every year, data from years with no harvest are inaccurate and harvest estimates in other years look low. *Duck eggs:* The harvest estimate in year 2 appears to be in the right range but all others seem too low. *Arctic tern eggs:* Harvest estimates appear low; a harvest of over 100 per year would be more accurate. S*eagull eggs:* Harvest estimates seem low; an estimate approximately 100 per year would be reasonable. *Black guillemot eggs:* Harvest estimates should be about 50-60 per year (C.F.).

14 **Arctic char:** Harvest estimates in years 3 and 4 seem low. Estimates from other years appear more accurate (C.F.).

15 **Lake trout:** Lake trout are harvested during fishing derbies and some are caught in nets when fishing for arctic char. Estimates for the last three years of the study were reported to look low (C.F.).

16 **Burbot:** Similar to the lake trout, burbot are caught both during fishing derbies and in arctic char nets. The estimate in year 4, the only year in which they were reported, looks accurate but there should have been similar harvests reported each year (C.F.).

17 **Cod:** It was reported that cod are caught every year (C.F.).

6.3.3 ᓄᓇᓕᖕᓂ ᓴᖅᑭᑕᐅᔪᓂᒃ ᐅᖃᖃᑎᒌᕈᑎᑦ: ᐃᒡᓗᓕᒫᕐᔪᒃ

ᖃᐅᔨᓴᓂᐅᑉ ᐋᖅᑭᐅᒪᓂᖓ:

ᕿᒥᕐᕈᔭᐅᑎᓪᓗᒋᑦ ᐊᑎᓕᐅᓇᖏᓗᐊᖅᐸᓂᐅᔪᑦ ᓄᓇᓕᑦ ᐳᓚᕋᖅᑕᐅᑎᓪᓗᒋᑦ ᑕᑯᑎᑦᓯᓚᐅᖅᑐᑦ ᑕᒫᓂ 14ᖓᔪᑦ ᐊᖓᓇᓱᒃᑎᑦ ᐊᑎᖃᖃᑕᐅᓚᐅᖏᓐᖏᓐᒃ ᖃᐅᔨᓴᓐᓂᕐᒧᑦ. 12ᖏᑦ ᐃᓅᓪᓗᑎᒃ, ᑕᒪᒻᒥᒃ ᖃᑯᑎᒃᑯᑦ ᐊᖓᓇᓱᐸᑦᑐᑎᒃ. ᐃᓱᒪᒋᔭᐅᓯᒪᔪᖅ ᒪᕿᓚᐅᓇᐊᖏᓐᒃ ᐃᓅᖏᑦᑑᒃ ᑎᒍᒥᐊᖅᑑᓐᒃ ᐊᖓᓇᓱᒍᓐᓇᐅᒻᒥᒃ ᐊᑎᖃᖃᑕᐅᓚᐅᓐᖏᑦᑑᓐᒃ, ᑕᒪᒃᑭᒃ ᖃᑯᑎᒃᑯᑦᑕᐅᖅ ᐊᖓᓇᓱᐸᑦᑐᑎᒃ. ᐅᖃᐅᓯᐅᒻᒪᑕ ᓈᓴᐅᑎᒥ 5.2.1 ᑕᒪᑐᒪ ᐊᑎᓕᐅᓇᖏᓗᐊᕈᑎᐅᑉ ᐱᒍᑕᐅᓂᖓ ᐊᑦᑎᑯᓪᓕᑎᑦᓯᒪᒐᔭᖅᑐᐃᑦ ᐆᒪᔪᖅᑕᐅᑯᑦᑐᑦ ᖃᑦᓯᐅᑯᓐᓂᖏᓐᒃ. ᐃᓱᒪᒋᓪᓗᒍ ᑕᒪᒃᑯᐊ ᐊᑎᖃᖃᑕᐅᓐᖏᑦᑐᑦ 13%ᓇᒻᒪᒃᔪᑦ ᑲᑎᑕᐅᒐᔭᕈᑎᒃ ᐊᖓᓇᓱᑎᓕᒫᑦ (ᓇᓕᖅᑲᖅ 10) ᐊᑦᑐᐃᓂᓇᒐᔭᖅᑕᖏᑦ ᐆᒪᔪᖅᑕᐅᑯᑦᑐᑦ ᖃᑦᑎᐅᓂᖏᓐᒃ ᐊᑦᓱᓗᐊᓐᖏᔫᒥᒐᔭᖅᑐᖅ ᐱᔪᑎᒋᓪᓗᒍ ᑕᒪᒻᒥᒃ ᐊᑎᖃᖃᑕᐅᓐᖏᑦᑐᐃᑦ ᖃᑯᑎᒃᑯᑐᐃᓐᓇᖅ ᐊᖓᓇᓱᑎᑎᐅᓚᐅᑦᒪᑕ. ᐆᒪᔪᖅᑕᐅᑯᑦᑐᑦ ᐊᑎᖃᖃᑕᐅᖏᑦᑐᓗᑦ ᒥᑦᓴᐅᓯᖅᑕᐅᔪᓐᖅᑐᑦ ᐊᑐᕐᒥᑦ ᐆᒪᔪᖅᑕᐅᒐᔪᒃᑐᐃᑦ ᖃᑦᑎᐅᑯᓐᖏᑦ ᐊᑐᓂᑦ ᓂᕐᔪᑎᓇᑦ ᐊᒃᑐᖅᑕᐅᓯᒪᓂᖏᑎᒍᑦ. ᑕᒪᒃᑯᐊ ᒥᑦᓴᐅᓯᖅᓯᒪᔪᑦ, ᐃᒻᒥᒍᑦ ᑕᒪᒪᖅᓯᒪᐅᖅᑐᖃᖅᑐᑎᒃ ᐃᓚᓕᐅᓇᖏᓗᐊᕐᓂᖃᖅᑐᑎᓪᓗ, ᐅᖓᑕᐅᔾᔨᓗᐊᕐᒪᑕ ᐅᑯᓄᖓ ᑭᖑᓪᓕᔫᖅᓯᐅᑎᐅᔪᓄᑦ. ᐅᖃᓕᒫᖅᑐᑦ ᑐᑦᓯᕋᕈᓐᖅᑐᑦ ᐆᒪᔪᓕᓇᔨᔪᐊᑯᓐᓂᑦ ᐱᔪᒪᓐᓂᕈᑎᒃ ᓴᖅᑭᑕᐅᓯᒪᔪᓂᒃ ᓈᓴᐅᑎᓂᒃ.

ᖃᐅᔨᓴᖅᑕᐅᔪᑦ ᐊᒻᒪ ᐃᓚᓕᐅᓇᔭᐅᕐᖏᑦᑐᑦ ᑭᐅᓐᖏᑦᑐᑦ:

ᑭᐅᓂᐅᖃᑦᑕᖅᑐᖅ ᖁᕐᓯᑦᑎᓪᓗᒍ ᖃᐅᔨᓴᓂᕐᒥ. ᑭᓯᐊᓂᓕ, ᐱᑕᖃᓚᐅᖅᑐᖅ ᑕᖅᑭᐅᔪᓂ ᐊᑦᑐᓯᓐᓂᖅᓴᐅᔪᓂᑦ (ᐊᑲᐃᓕᐅᕈᑎᖃᕐᓂᕐᓴᐅᔪᐃᑦ) ᑭᐅᖃᑕᓂᖏᓐᓄᑦ. ᐊᒻᒪᑕᐅᖅ ᑭᐅᖃᑦᑕᓂᐅᔪᖅ ᐊᖓᓇᓱᐊᖏᓐᓇᖅᑐᓂᑦ ᐊᑦᑐᓯᓐᓂᖅᓴᐅᓚᐅᖅᑐᖅ ᐊᓯᖏᓐᓂ ᒪᕿᓐᓂᒃ ᐊᒥᓱᓂ ᑕᖅᑭᐅᔪᓂ. ᑕᑯᑎᑦᓯᒻᒪᑕ ᓇᓕᖅᑲᒥ 9 ᐱᔾᔪᓪᓗᑎᒃ ᑭᐅᑦᑕᐃᓕᑦᓴᐃᓐᓇᑦᑐᑦ ᐃᒡᓗᓕᒫᕐᔪᒃᒥ ᖁᓐᑭᓯᓪᓗᐊᑲᓪᓚᓚᐅᖅᑐᖅ, 5.4 ᐳᓯᑦᒥ, ᐊᒻᒪ ᑕᒪᓐ ᐱᓪᓗᒍ ᑭᐅᑕᐃᓕᒪᔪᖅᑲᐃᓐᓇᖅᑕᓇᐊᖅᑲᖅᑐᒥᓂᖅ.

ᑭᐅᑦᑎᒋᓂᖏᑦ ᐊᒥᓲᑦᑎᐊᕋᓱᒋᔭᐅᓚᐅᖅᑐᑦ ᐊᒻᒪᓗ ᑭᐅᑦᓐᖏᑦᑐᑦ ᐅᓄᓗᐊᕋᑎᒃ ᑕᖅᑭᓕᒫᔪᓐᓂ ᖃᐅᔨᓴᓂᐅᔪᒥ ᑖᒃᑯᐊ ᐊᐱᖅᓱᖅᑕᐅᑦᑐᑦ ᖃᑦᑎᐅᓂᖏᑦ ᒥᑦᓴᐅᓯᓯᒪᑦᑎᐊᕐᓂᖏᓐᒃ ᐊᖓᓇᓱᑎᓂᒃ ᐊᑎᖃᖃᑕᐅᔪᓂᒃ. ᐅᖃᓕᒫᖅᑎᐅᔪᐃᑦ ᑕᑯᔭᓇᐊᖅᑐᐃᑦ ᑭᐅᖃᑕᓂᕐᒧᑦ ᑎᑎᕋᖅᓯᒪᔪᓂᑦ ᐊᑐᖅᑎᓪᓗᒋᑦ ᐊᖓᔭᐅᔪᓄᑦ ᓄᐊᑕᐅᓯᒪᔪᓂᑦ ᑕᒪᒃᑯᓇᓂ ᑕᖅᑭᐅᔪᓂ ᐊᑦᑐᓯᓐᓂᖅᓴᐅᔪᓂ ᑭᐅᔭᐅᖃᑕᓂᕐᒧᑦ ᓄᐊᑕᐅᓯᒪᔪᑦ ᑕᒻᒪᖅᓯᒪᐅᖅᑐᑦ ᐊᒻᒪᓗ ᑭᐅᑦᓐᖏᑦᑐᓂᒃ ᐃᓚᓕᐅᓇᖏᓗᐊᕐᓕᑦ ᐱᑦᓕᐊᓲᖓᒻᒪᑕ ᑭᐅᑦᑎᒋᓂᖏᑦ ᑲᑕᔾᔪᒻᒥᔭᕋᖓᑕ.

ᓄᓇᓕᒻᒥ ᑭᐅᔪᑎᑦ ᐊᒻᒪᓗ ᐊᓯᖏᑦ ᐊᓪᓚᑕᐅᓯᒪᔪᑦ:

[1] **ᑐᒃᑐᐃᑦ:** ᑐᒃᑐᐃᑦ ᓇᑉᖅᑐᖅᑲᖏᑦᑐᒥᐅᑕᑦ. ᑐᑦᑐᑕᐅᑦᑐᓂᑦ ᓇᓚᐅᑦᑖᖅᓯᒪᔪᓐ ᐊᕐᕋᒍᒥ 3, 4, ᐊᒻᒪ 5-ᒥ ᐊᑦᑐᓯᓗᐊᑦᑐᔫᖅᑐᓐ. ᑭᓯᐊᓂᓕ, ᓯᑉᓕᑦᑐᒥ ᒪᕿᓐᓂ ᐊᕐᕋᒎᓐᓂ ᖃᐅᔨᓴᓂᕐᒥ ᐊᖓᓇᓱᐊᖅᑏᑦ ᐅᖃᖃᑕᓚᐅᖅᑐᓐ ᓂᕕᖓᑖᖅᑕᖃᓂᕐᖓᓐ ᑮᓇᐅᔭᓕᐅᕈᑎᖃᕋᓱᐊᓐᓂᕐᒧᑦ ᑐᑦᑐᓂᑦ ᐊᒻᒪ ᐃᓚᖏᑦ ᑐᑦᑐᑕᐅᓚᐅᖅᑐᓐ ᓂᕿᓕᓇᕐᖓᑦ (C.F.).

[2] **ᐅᒥᖓᐃᑦ:** ᐊᖓᔭᐅᕐᑐᓗᑦ ᓇᓚᐅᑦᑖᖅᑕᐅᔪᐃᑦ ᐃᓱᒪᒋᔭᐅᔪᐃᑦ ᓱᓕᖏᒋᐊᖓ ᐊᕐᕋᒍᓂ ᐅᒥᒻᒪᑐᖅᑭᖏᑦᑐᒥᓂᐅᓂᕐᐃᔪᓂ. ᓄᓇᓖᓐ ᐊᕐᕋᒍᑕᒫᓐ ᐅᒥᒻᒪᒍᓐᖅᑐᐃᑦ ᑕᓕᒪᓂᑦ ᐊᒻᒪ ᐊᑐᐃᓐᖏᖅᑲᓗᐊᖅᑎᓪᓗᒋᑦ ᓂᕕᖓᑖᓂᑦ ᐅᖃᓚᐅᖅᑐᐃᑦ ᐊᑕᖏᑦᑐᓗᑦᑐᑎᒃ ᐱᔭᐅᖃᑕᓇᐊᖅᑭᑦ ᐊᕐᕋᒍᑕᒫᓐ (C.F.). ᓄᓇᓕᓂ ᐆᒪᔪᓐᓂᐊᖅᑎ ᓇᓗᓇᐃᖅᓯᓚᐅᖅᑐᖅ ᑖᒃᓯᒥᖓ ᐅᖃᐅᓯᐅᔪᒥᑦ.

[3] **ᓇᓄᐃᑦ:** ᓈᓴᐅᑎᑦ ᑕᑯᔭᒃᓴᐅᔪᑦ ᒥᑦᓴᐅᓯᕈᑎᑐᐃᓐᓇᐅᖏᑦᑐᑦ ᑭᓯᐊᓂ ᓈᓴᖅᑕᐅᓯᒪᓪᓚᑦᑖᖅᑐᑦ ᓄᓇᕐᑦ ᒐᕙᒪᒃᑯᑦ ᐃᑯᐱᕝᕕᓕᓇᔨᒃᑯᖏᓐᓄᑦ (DSD PB).

[4] **ᐊᒪᕿᖅ:** ᐊᒪᕿᖅᑕᐅᔪᓄᑦ ᓇᓚᐅᑦᑖᕐᑕᐅᔪᖅ ᐊᕐᕋᒍ 1-ᒥ ᐊᑦᑐᓯᓗᐊᖅᑐᔫᖅᑐᖅ (C.F.).

[5] **ᓇᕐᓯᑦ:** ᐃᒪᒻᒥᐅᑕᓕᓇᔨᒃᑯᓐ ᓄᐊᑦᑎᖃᑕᓚᐅᖅᑐᐃᑦ ᓇᑦᑎᒥᓂᕐᓂᑦ ᖃᐅᔨᓴᕐᖅᓴᐅᔪᓂᑦ ᐊᖓᓇᓱᐊᖅᑎᓂᑦ 1999-ᒥᑦ 2001-ᒧᑦ; 112 ᖃᐅᔨᓴᕐᖅᓴᐅᔪᐃᑦ ᑐᓂᔭᐅᓚᐅᖅᑐᐃᑦ ᐃᒡᓗᓕᒫᕐᔪᒥ ᐊᖓᓇᓱᐊᖅᑎᓂᑦ ᑕᒪᓂ ᐊᑯᓂᐅᓂᐅᔪᒥ (Cleator, 2001).

6 **ᖃᐃᕈᓕᑦ:** ᖃᐃᕈᓕᑦᑕᒥᓂᕐᒥᑦ ᐅᖃᐅᓯᖃᖅᑐᖃᓚᐅᖏᑦᑐᖅ ᐊᕐᕌᒍ 5-ᒥ. ᑭᓯᐊᓂᓕ, ᐊᖑᓇᓱᐊᖅᑏᑦ ᐅᖃᖃᑕᖅᑐᐃᑦ ᐊᒥᓱᕈᓇᐊᖅᓯᒪᓂᕐᖅᑕᐅᓪᓗᑎᒃ ᐊᒻᒪ ᐃᓚᖏᓐ ᐱᔭᐅᑐᐃᓐᓇᓇᐊᖃᖅᑐᒥᓃᑦ ᑕᒫᓂ ᐊᕐᕌᒍᒥ (C.F.).

7 **ᖃᓯᒋᐊᑦ:** ᑕᐃᒪᓐᓇᑎᑐᓐ ᖃᐃᕈᓕᑎᑐᓐ, ᐊᖑᓇᓱᐊᖅᑏᑦ ᐅᖃᓚᐅᖅᑐᐃᑦ ᐃᓚᖏᑦ ᐊᖑᔭᐅᓚᐅᓇᐊᖑᖓ ᑭᖑᓪᓕᕐᔪᖓᓂ ᐊᕐᕌᒍᑉ ᖃᐅᔨᓴᕐᓂᕐᒥ. (C.F.).

8 **ᐊᐃᐃᑦ:** ᐊᐃᐃᖅᑕᐅᖃᑦᑕᖅᑐᓄᑦ ᓇᓚᐅᑦᑖᑕᐅᓯᒪᔪᐅᐃᑦ ᐊᑉᐸᓯᓗᐊᖅᑐᔭᖅᑐᓐ ᐊᕐᕌᒍᓐᓂ 2 ᐊᒻᒪ 3. ᐊᕐᕌᒍᒥ ᐊᐃᐃᖅᑕᐅᑦᑐᐃᑦ ᐅᖃᐅᓯᐅᔪᐃᑦ ᐃᒪᓐᓇᐸᓗᒋᐊᖓ 4 ᐳᓯᑦ ᐊᕐᕌᒍᑕᒫᓐ (C.F.).

9 **ᑑᒫᓕᑦ:** ᖁᓚᓐᓇᓚᐅᖅᑐᖅ ᑑᒫᓕᖅᑐᖃᓂᖏᒋᐊᖓ ᐊᕐᕌᒍ 4-ᒥ. ᑭᓯᐊᓂᓕ, ᑑᒫᓕᖅᑕᐅᔪᓄᑦ ᓇᓚᐅᑦᑖᑕᐅᔪᖅ ᐊᓯᖏᓐᓂ ᐊᕐᕌᒍᓂ ᑕᒫᓃᑎᐊᑐᒋᔭᐅᓚᐅᖅᑐᐃᑦ. (C.F.). ᐃᒪᕐᒥᐅᑕᓕᓇᓇᒃᑯᓐᓄᑦ ᐊᓪᓚᑕᐅᓯᒪᔪᐃᑦ ᐅᑯᐊ ᓈᓴᐅᑎᑦ ᑑᒫᓕᒐᖅᑕᒥᓂᕐᓄᑦ (ᖃᐅᔨᒪᒋᑦ ᐃᒪᕐᒥᐅᑕᓕᓇᓇᒃᑯᓐ ᓈᓴᐅᑎᖏᑦ ᒪᓕᒻᒪᑕ ᑮᓇᐅᔭᖅᑑᑎᒋᑉᑦᑕᒥᑕ ᐅᑭᐅᖏᓐᓂᒃ, ᐆᒪᔪᖅᑕᐅᑦᑐᓂᓪᓗ ᐊᓪᓚᓯᒪᔪᖏᑦ ᒪᓕᖕᒫᕐᒪᑕ ᐱᒋᐊᕕᖅᑐᑎᒃ ᔪᓂᒥᑦ ᒪᐃᒧᑦ) (DFO N/B):

96/97	97/98	98/99	99/00	00/01
0	0	3	5	3

10 **ᕿᓚᓗᒐᐃᑦ:** ᕿᓚᓗᒐᑦᑕᐅᑦᑐᐃᑦ ᓇᓚᐅᑦᑖᑦᑕᐅᓂᖏᑦ ᐊᕐᕌᒍ 5-ᒥ ᐊᑉᐸᓯᑦᑐᔭᖅᑐᖅ. (C.F.). ᐃᒪᒻᒥᐅᑕᓕᓇᓇᒃᑯᓐ ᐅᓂᒃᑳᖅᑐᐃᑦ ᐅᑯᓂᖓ ᐊᖑᔭᐅᑦᑐᓂ ᐊᒥᓲᓂᖏᑎᒍᑦ ᕿᓚᓗᒐᐃᑦ (ᖃᐅᔨᒪᓗᑎᓐ ᐃᒪᒻᒥᐅᑕᓕᓇᓇᒃᑯᓐ ᑎᑎᖃᖑᑎᖏᑦ ᐃᓚᖓᒻᒪᑕ ᑮᓇᐅᔭᐅᑉ ᐊᕐᕌᒍᖏᓐᓂᑦ, ᐊᖑᔭᓂᑦ ᖃᐅᔨᓴᓂᕐᒧᑦ ᑎᑎᖃᖑᑎᐅᔪᐃᑦ ᐃᓚᖓᒻᒪᑕ ᐊᕐᕌᒍᓂ ᔫᓂᒥᑦ ᒪᐃᒧᑦ) (DFO N/B):

96/97	97/98	98/99	99/00	00/01
20	n/d	15	n/d	1

11 **ᑲᖑᐃᑦ:** ᑲᖑᖅᑕᐅᑦᑐᐃᑦ ᓇᓚᐅᑦᑖᑦᑕᐅᓯᒪᓂᖏᑦ ᐊᕐᕌᒍᓐᓂ 4-ᒥ ᐊᒻᒪ 5-ᒥ ᐊᑉᐸᓯᑦᑐᔭᑦᑑᒃ. ᓄᓇᓕᐅᔪᐃᑦ ᐅᖃᖅᑐᐃᑦ ᑲᖑᖃᑕᓇᐊᒥᑦ 10-ᓂᑦ 20-ᓄᑦ ᐊᕐᕌᒍᒫᓐ (C.F.).

12 **ᓂᕐᓕᑦ ᐅᓗᐊᒍᓐᓕᑦ:** ᓂᕐᓕᐅᑦᑐᐃᑦ ᓇᓚᐅᑦᑖᑦᑕᐅᓯᒪᓂᖏᑦ ᓂᕐᓕᑦ ᐅᓗᐊᖑᐊᓐᓕᑦ ᐊᕐᕌᒍ 4-ᒥ ᐊᑉᐸᓯᓗᐊᖅᑑᔭᕐᒥᔪᖅ (C.F.).

13 **ᒪᓐᓂᑦ:** ᐆᒪᔪᓐᓂᐊᑎᒃᑯᓐ ᑲᑎᒪᔨᖏᑦ ᐅᖃᖅᓯᒪᔪᐃᑦ ᐃᓄᐃᑦ ᓈᓴᐃᖃᑕᓚᐅᖏᒻᒪᑕ ᓄᐊᑕᒥᓂᒃ ᐊᒻᒪ ᐅᖃᐅᓯᓇᓇᒋᑦ - ᓄᐊᑕᐅᑦᑐᓄᑦ ᓇᓚᐅᑦᑖᑕᐅᔪᐃᑦ ᓄᐊᑕᐅᒫᓄᑦ ᒪᓐᓐᓄᑦ ᐊᑉᐸᓯᓗᐊᖅᑑᔭᖅᑐᖅ. *ᑲᖑᐃᑦ ᒪᓐᓂᖏᑦ:* ᐃᓚᖏᑦ ᓄᐊᑕᐅᑦᑐᐃᑦ ᐊᕐᕌᒍᑕᒫᓐ, ᑎᑎᖃᐃᑦ ᐊᕐᕌᒍᔪᓂᑦ ᓄᐊᑦᑎᔪᖃᓂᕐᐃᖏᑦᑐᓂ ᓱᓕᖏᑦᑐᐃᑦ ᐊᒻᒪ ᓄᐊᑕᐅᑦᑐᓄᑦ ᓇᓚᐅᑦᑖᕐᑕᐅᓯᒪᔪᐃᑦ ᐊᓯᖏᓐᓂ ᐊᕐᕌᒍᓂ ᐊᑉᐸᓯᑦᑐᔭᖅᑐᖅ. *ᒥᑎᑦ ᒪᓐᓂᖏᑦ:* ᓄᐊᑕᐅᑦᑐᓄᑦ ᓇᓚᐅᑦᑖᕐᑕᐅᔪᐃᑦ ᐃᓗᐊᓂ ᐊᕐᕌᒍ 2 ᑖᒫᓂᑎᐊᖅᑐᔭᖅᑐᓐ ᑭᓯᐊᓂ ᐊᓯᓕᒫᖏᑦ ᐊᑉᐸᓯᓗᐊᖅᑐᔭᖅᑐᓐ. *ᐃᒥᖅᑯᑕᐃᓚᐃᑦ ᒪᓐᓂᖏᑦ:* ᓄᐅᑕᐅᑦᑐᓄᑦ ᓇᓚᐅᑦᑖᕐᑕᐅᔪᖅ ᐊᑉᐸᓯᑦᑐᔭᖅᑐᖅ; ᓄᐊᑦᑎᓂᖅ ᐅᖓᑖᓂ 100 ᐊᕐᕌᒍᑕᒫᓐ ᓱᓕᓂᕐᓴᐅᒐᔭᖅᑐᖅ. ᓇᐅᔭᐃᑦ ᒪᓐᓂᖏᑦ: ᐱᔭᐅᑦᑐᑦ ᖃᑦᑎᐅᓂᖏᑦ ᐊᑦᑎᓗᐊᖅᑰᔨᔪᑦ; ᓇᓚᐅᑦᑖᕐᑕᐅᔪᓐ 100-ᐸᓗᐃᑦ ᐊᕐᕌᒍᑕᒫᓐ ᐃᓱᒪᓇᑦᑎᐊᕐᔭᖅᑐᖅ. *ᐱᑦᓯᐅᓚᑦ ᒪᓐᓂᖏᑦ:* ᓄᐊᑕᐅᑦᑐᓄᑦ ᓇᓚᐅᑦᑖᕐᑕᐅᔪᐃᑦ ᐃᒪᓐᓇᐅᔭᓇᐊᖃᖅᑐᐃᑦ 50-60 ᐊᕐᕌᒍᑕᒫᓐ. (C.F.).

14 **ᐃᖃᓗᐃᑦ:** ᐃᖃᓗᑦᑕᐅᑦᑐᓄᑦ ᓇᓚᐅᑦᑖᕐᑕᐅᔪᐃᑦ ᐊᕐᕌᒍᒥ 3 ᐊᒻᒪ 4 ᐊᑉᐸᓯᓗᐊᖅᑑᔭᖅᑐᖅ. ᓇᓚᐅᑦᑖᑕᐅᔪᐃᑦ ᐊᓯᖏᓐᓄᑦ ᐊᕐᕌᒍᓄᑦ ᓱᓕᓂᕐᓴᐅᔭᖅᑐᓐ (C.F.).

15 **ᐃᓲᕋᐃᑦ:** ᐃᓲᕋᐃᑦ ᐃᖃᓗᑦᑕᐅᑦᑐᐃᑦ ᐃᖃᓗᓕᐅᑎᑎᓪᓗᒋᑦ ᐊᒻᒪ ᐃᓚᖏᑦ ᓄᓗᐊᖅᑎᑕᐅᑦᑐᓐ ᐃᖃᓗᓴᓱᐊᖅᑎᓪᓗᒋᑦ. ᓇᓚᐅᑦᑖᕐᑕᐅᔪᐃᑦ ᐱᖓᓱᓂ ᐊᕐᕌᒍᓂ ᖃᐅᔨᓴᓂᕐᒧᑦ ᐅᖃᐅᓯᓚᐅᖅᑐᓐ ᐊᑉᐸᓯᑦᑎᑕᐅᓇᓱᐊᖅᑐᑎᒃ. (C.F.).

16 **ᑎᒃᑖᓐᓕᑦ:** ᑕᐃᒪᓐᓇᑎᑐᐸᓗᒃ ᐃᓲᕋᖅᑎᑐᓐ, ᑎᒃᑖᓐᓕᑦ ᐃᖃᓗᑦᑕᐅᖃᑦᑕᖅᑐᐃᑦ ᐃᖃᓗᓕᐅᑎᑎᓪᓗᒋᑦ ᐊᒻᒪ ᓄᓗᐊᓂᐊᑎᓪᓗᒋᑦ ᐃᖃᓗᓐᓂᑦ. ᓇᓚᐅᑦᑖᕐᑕᐅᔪᐃᑦ ᐊᕐᕌᒍ 4-ᒥ, ᐊᕐᕌᒍᑐᐊᖅ ᐅᖃᐅᓯᐅᓚᐅᕐᓂᖏᓐᓂ, ᓱᓕᔫᔭᖅᑐᖅ ᑭᓯᐊᓂ ᑕᐃᒪᓐᓇᐃᓐᓂᑦ ᐃᖃᓗᑦᑕᐅᔪᓂᑦ ᐅᖃᐅᓯᖃᖃᑕᓇᐊᖃᓚᐅᖅᑐᒐᓗᐊᓐ ᐊᕐᕌᒍᑕᒫᓐ. (C.F.).

17 **ᐆᒐᐃᑦ:** ᐅᖃᐅᓯᐅᓚᐅᖅᑐᖅ ᐆᒐᐃᑦ ᐃᖃᓗᑦᑕᐅᖃᑕᐃᓐᓇᕐᖓᑕ ᐊᕐᕌᒍᑕᒫᓐ (C.F.).

6.3.3 Nunanit Iniktigutait Ukauhiit: Igluligaajuk

Ihivgiuktit Atugutait:
Ihivgiufaakhimayut ataani naunaiyakhimayut nunamut pulaakhimatitlugit takuhimayut 14nik umayukhiuktinik titigaktauhimaitut Umayukhiukhimayut Ihivgiuktuni. 12kut hapkoa Inuinauyut, tamamik ilaani umayukhiukataktut. Naunaiyakhimayut malguk Inuinaungitut tuniyauhimayut inminiigutinik umayukhiugutinik titigaktauhimaitut, tamamik ilaani umayukhiukataktut. Ukakhimayut ilangani 5.2.1 ikpinagutait hamna ataani naunaiyakhimayut pilaaktut ataanut ihumagiyaini umayukhiukhimayut naunaiyautaini. Pihimamata hapkoa titigaktauhimaitut umayukhiuktit 13%nik tamaat umayukhiuktinit (ikpatauyak 10) ikpinagutait hamna ihumagiyauyuk umayukhiukhimayut naunaiyautaini anginiaktuk. Kihimi ikingutait mikiniaktuk pihimamata tamamik titigaktauhimaitut umayukhiuktit ilaani umayukhiukatamata. Umayukhiukhimayut naunaiyautait titigaktauhimaitut umayukhiuktit pilaaktut naunaiyautaini atulutik angitjutait umayukhiukhimayut amigaitjutait tamamik umayut aviktukhimalugit. Hapkoa naunaiyautit pikamata inminik atuktaminik ihuinaagutainik ovalo ihumagiyainik angiyuumata hamna Iniktiguti Tuhaktakhak. Taiguaktut apigilaat NWMBkunut piyumagumik iniktigutainik hapkoa naunaiyagutinik.

Ihivgiukatagutait ovalo kiuyuitut ihumagiyait:
Ilangani kiuhimayut naunaiyautait angiyut tamaat ihivgiuktuni. Kihimi ilangit tatkikhiutit mikitkiyait (ayokhagutinut) kiuhimayut naunaiyautait. Ovalo kiuhimayut naunaiyautait umayukhiukatainaktut mikitkiyaumata aipaini malguuk aviktukhimayuni amigaituni tatkikhiutini. Takukhauyut ikpatauyami 9 pikataktut kiuyuitit naunaiyautait Igluliigaajuqmi angiyut, 5.4%mik ovalo pilaaktut kiuyuitut ihumagiyait pihimamat.

Kiuhimayut naunaiyautait ihumagiyauyut angiyut ovalo kiuyuitut ihumagiyait mikiyut amigaituni tatkikhiutini ihivgiuktitlugit piyaami nni pihimayut naamaktumik ilaukatauyuni Nni umayukhiuktinit. Taiguaktut takuyukhat kiuhimayut naunaiyautaini ikpatauyamik atugumik umayukhiukhimayut naunaiyautaini pihimayut ovalo ihumagilugit atuligumik katitikhimayut katitigutaini tatkikhiutini mikiyunik kiuhimayut naunaiyautaini pilaaktut tamamik uktugutit ihiunaagutaini ovalo kiuyuitut ihumagiyaini angiklikpat kiuhimayut naunaiyautait katakpata.

Atugutingit ihumagiyait oval kiuhimayut ihuinaagutait:
Tuhaktitihimayut nunamut pulaakhimatitluni manikhiuktut ataani tuhaktitihimayut. Titigafaakhimayut pihimayut nunanit ukautaini ovalo aalat atuktaini katitikhimayuni ilangani hamani. Ilangani 5.4 pihimayutlu ukautainik hamn ihumagiyumi

Takuhimayut utiktitihimayuni ubluit ikpatauyani, amigaktut umayukhiukhimayut titigakhimayait katitikhimayut iluani pingahut tatkikhiutini umayukhiukhimayut, taimaimat mikinikhaaguhimayuk utiktitihimayut ihuinaagutait. Kihimi Novembermi ovalo Decembermi 1998mi (ukiumi 3) tamamik titigakhimayut katitikhimalimata hitamanit siksinut tatkikhiutini avataani umaukhiukhimayuni.

Umayukhiukhimayut Ihivgiugutaini piyunakhihimayut kinauyaliugutinik umayukhiukhimayuni ikalivinik ovalo tuktunik. Kihimi , ilangit hapkoa umayukhiukhimayut piyunakhiyut tuhaktitihimayut ilangini atuktakhaini umayukhiukhimayuni (takulugu titigakhimayut tuktuni hamani) hamna ihumagiyauyuk pikatainangituk ovalo umayukhiukhimayut naunaiyautait takuyukhat atuktukhanik umayukhiukhimayunik talvatuak.

Nunanit ukakhimayut ovalo aalat atugutaini katitikhimayuni:

1. **Tuktut:** Tuktut umayukhiukhimayut nunani tuktut. Umayukhiukhimayut naunaiyautait ukiuni 3mi, 4mi ovalo 5mi mikiyut. Kihimi hivulimi malguuk ukiuk ihivgiukhimayuni umayukhiuktit tuhaktitihimayut pikaktut makpigaakaktuk kinauyaliugutikhanik umayukhiukhimayukhanik tuktunik ovalo ilangit umayukhiukhimayut uyukakvimut (C.F.).
2. **Umingmait:** Umayukhiukhimayut naunaiyautait pihimayut ihuitut ukiuni umayukhiuhimaitut tuhaktakhani. Nunani ukiuk tamaat kotakamata talimanik umingmanik ovalo kihimi atukatainayuitait tamamik makpigaat tuhaktitihimayut pivaktut ukiuk tamaat (C.F.). Nunani umayuligiyi pihimavaktut ikayuktait hamna ukakhimayuk.
3. **Nanuit:** Amigaitjutait takuhimayut naunaiyautaungitut kihimi pihimayut umayukhiukhimayut tunihimayait DSDkut (DSD PB).
4. **Amagut:** Umayukhiukhimayut naunaiyautait ukiumi 1mi mikiyut (C.F.).

5 **Natiinat:** DFOkut katitikhimayut natiinat ihivgiutakhainik umayukhiuktinit 1999mit 2001mut, 112kuyut ihivgiuktauhimayut tuniyauhimayut Igluligaajukmit umayukhiuktinit hamani ubluini (Cleator, 2001).

6 **Qaitulik:** Umayukhiukhimaitut tuhaktitihimayuni ukiumi 5mi kihimi, umayukhiuktit tuhaktitihimayut angilihimayut amigaitjutait ovalo piyunakhihimayut hamani ukiumi (C.F.).

7 **Qanigiaq:** Aatjikutaatut qaituliit, umayukhiukhimayut tuhaktitihimayut piyunakhihimayut umayukhiukhimayuni kingilimi ukiumi ihivgiuktitlugit (C.F.).

8 **Akviit:** Umayukhiukhimayut naunaiyautait mikiyut ukiuni 2mi ovalo 3mi. Ukiuk tamaat angitjutait umayukhiukhimayut pivaktait hitamat ukuk tamaat (C.F.).

9 **Tuugaat:** Ihumagivaktut umayukhiukhimaitut tuugaanik ukiumi 4mi. Kihimi, umayukhiukhimayut naunaiyautait aipaini ukiuni ihumagiyut naamaktut (C.F.). DFOkut tuhaktitihimayut hapkoa umayukhiukhimayut amigaitjutait tuugaanik (nalungilutit DFOkut katitigutait atukpaktut iniktigutaini ukiunik, Umayukhiukhimayut Ihivgiugutait katitigutait atukpaktut umayukhiukhimayut ukiungini Junemit Maymut) (DFO N/B):

96/97	97/98	98/99	99/00	00/01
0	0	3	5	3

10 **Kilalugait:** Umayukhiukhimayut naunaiyautait ukiumi 5mi mikiyut (C.F.). DFOkut tuhaktitihimayut hapkoa umayukhiukhimayut amigaitjutait kilalugat (nalungilutit DFOkut katitigutait atukpaktut iniktigutaini ukiunik, Umayukhiuktit Ihivgiuktit katitigutait atukpaktut Junemit Maymut) (DFO N/B):

96/97	97/98	98/99	99/00	00/01
20	n/d	15	n/d	1

11 **Kanguq:** Umayukhiukhimayut naunaiyautait ukiumi 4mi ovalo 5mi mikiyut. Nunanit tuhaktitihimayut umayukhiukataktait 10nit 20nut ukiuk tamaat (C.F.).

12 **Uluaguliit:** Umayukhiukhimayut naunaiyautait uluaguliit ukiumi 4mi mikiyuk (C.F.).

13 **Maniit:** HTOkut katimayiit tuhaktitihimayut Inuit naunaiyayuitait maniit pikiuhimayaminik ovalo tuhaktitiyuitait – umayukhiukhimayut naunaiyautait tamamivyak maniit mikiyut. *Uluaguliit maniit:* Ilaani katitilikpaktut tamaat ukiuni, katitikhimayut ukiunit katitiyuitut ihuinaakhimayut ovalo umayukhiukhimayut naunaiyautait aipaini ukiuni mikiyut. *Tinmiat maniit:* Umayukhiukhimayut naunaiyautait ukiumi 2mi naamaktut kihimi tamamik aipait ukiut mikiyut. *Imitkutailat maniit:* Umayukhiukhimayut naunaiyautait mikiyut; katitikhimayut 100nik ukiumi tamaat nakuutkiyak. *Nauyat maniit:* Umayukhiukhimayut naunaiyautait mikiyut; ilaani 100nik ukiuk tamaat naamatkiyat. *Black guillemot eggs:* Umayukhiukhimayut naunaiyautait pivaktut 50nit 60nut pivaktut ukiuni tamaat (C.F.).

14 **Ikaliviit:** Umayukhiukhimayut naunaiyautait ukiumi 3mi ovalo 4mi mikiyut. Naunaiyautait aipainit ukiuni naamaktut (C.F.).

15 **Ikalukpiit:** Ikalukpiit umayukhiukhimayut ikalukhiutuni akinahuaktuni ovalo ilangit pivaktut kuvyani ikalukhiugaagamik ikalivinik. Naunaiyautait kingulimi pingahut ukiuni ihivgiukhimatitlugit tuhaktitihimayut mikiyut (C.F.).

16 **Tiktaalik:** Aatjikutaatut ikalukpiitut, tiktaaliit pivaktut tamamik akinahuaktuni ikalukhiuktuni ovalo kuvyani. Naunaiyautait ukiuni 4mi, talvatuak ukiuk tuhaktitihimayut, naamaktut kihimi aatjikutainik umayukhiukhimayuni tuhaktitihimayuni tamamik ukiuni (C.F.).

17 **Ugat:** Tuhaktitihimayut ugat pikatainaktut ukiuk tamaat (C.F.).

TABLE/ᓇᓗᓇᐃᔭᐅᑦ/NAUNAIKUTA 555

Monthly harvest estimates
ᑕᕿᑕᒫᑦ ᐊᖑᔭᓄᑦ ᓇᓚᐅᑦᓵᕈᑏᑦ
Tatkiktamat nahaktauvaktun

Year 1 (June 1996 - May 1997)
ᐊᒻᕐᒍ 1 (ᔫᓂ 1996 - ᒪᐃ 1997)
Ukiunga 1 (June 1996 - May 1997)

Month/ᑕᕿᖓ/Tatkia			JUN ᔫᓂ	JUL ᔪᓚᐃ	AUG ᐊᐅᒻᒍᑎ	SEP ᓱᑎᒻᐱᓇ	OCT ᐅᑦᑐᐱᓇ	NOV ᓄᓇᒻᐱᓇ	DEC ᑏᓯᒻᐱᓇ	JAN ᒨᓐᓄᐊᓇ	FEB ᓈᕝᐅᐊᓇ	MAR ᒫᔪ	APR ᐃᑦᓇᓕ	MAY ᒪᐃ	Total ᑲᑎᑦᑐᒋᑦ Tamakiklugin ± 95% CI
Species	**ᐆᒪᔪᑦ**	**Umajuin**													
Caribou	ᑐᒃᑐᐃᑦ	Tuktut	209	109	217	143	77	138	40	60	146	50	76	111	1,376 ± 131
Polar bear‡	ᓇᓄᐃᑦ‡	Nanuit‡						27	1	1			3	1	33
Arctic fox	ᑎᓇᒐᓐᓂᐊᑦ	Tigiganiat					14	328	241	283	71	102	12		1,051 ± 226
Arctic hare	ᐅᑲᓖᑦ	Ukalik						1		4					5 ± 6
Seals (unspecified)	ᓯᖕᑯᓖᑦ	Natiit	61												61 ± 22
Ringed seal	ᓇᑦᓱᑦ	Natiinat	81	32	29	62	25	69	55	71	50	40	61	58	633 ± 75
Bearded seal	ᐅᒻᔪᐃᑦ	Ukyuk	16	14	29	12	1		5	6	5	8	5	3	104 ± 26
Harp seal	ᖃᐃᕈᓖᑦ	Qairulik		10	22	27	5	1							65 ± 12
Walrus	ᐊᐃᓈᑦ	Akvik	3	1	13	9									26 ± 8
Beluga	ᖃᑯᑦᑕᑦ ᕿᓚᓗᒐᑦ	Kilalugak	14	11	24	35	1								85 ± 14
Geese (unspecified)	ᓂᑦᓖᑦ	Kanguk	449												449 ± 125
Snow goose	ᑲᖑᐃᑦ	Kanguq	4,071	57	35	22								1,174	5,359 ± 832
Canada goose	ᓂᑦᓖᑦ ᐅᓗᐊᒍᓐᓖᑦ	Nikliknik	40	97											137 ± 108
Brant goose	ᓂᑦᓕᑦᓇᐃᑦ	Nirlirnaq	1												1 ± 1
Ducks (unspecified)	ᒥᑏᑦ	Tinmiat	18											16	34 ± 29
Eider duck	ᒥᑏᑦ	Kingalik	8				26								34 ± 24
Ptarmigan	ᐊᕿᒻᒋᑦ	Akilgik	30			11	53	421	167	130	52	101	169	313	1,447 ± 291
Eggs (unspecified)	ᐊᓯᖕᒋᑦ ᑎᒻᒥᐊᑦ ᒪᓐᓂᖕᒋᑦ	Manniit	488												488 ± 360
Goose eggs	ᑲᖑᐃᑦ ᒪᓐᓂᖕᒋᑦ	Uluaguliit manniit	3,677	139											3,816 ± 936
Duck eggs	ᒥᑏᑦ ᒪᓐᓂᖕᒋᑦ	Tinmiat manniit				16									16 ± 8
Seagull eggs	ᓇᐅᔭᐃᑦ ᒪᓐᓂᖕᒋᑦ	Nauyat manniit	33												33 ± 30
Arctic char	ᐃᖃᓗᒃᐲᑦ	Ikaliviit	330	764	998	263	781	589	31		26	187		97	4,066 ± 694
Freshwater fish (unspecified)	ᑕᓇᐅᖑᓐᖕᒋᑦᑐᒥ ᐃᖃᓗᐃᑦ	Tahinik Ikaluit	4												4 ± 4
Lake trout	ᐃᓱᕋᐃᑦ	Ikalukpik							63					13	76 ± 93
Cod	ᐆᒪᐃᑦ	Ugak	64	7											71 ± 27
Sculpin	ᑲᓇᔪᐃᑦ	Kanayuk	94												94 ± 45
Mussels	ᐅᕕᓗᐃᑦ	Uviluvaloet		201	114										315 ± 127

‡ Polar bear data supplied by DSD.

‡ ᓇᓄᑦᓄᑦ ᑎᑎᕋᑦᑕᒪᔪᑦ ᑐᓂᔭᖕᒋᑦ ᐅᑯᐊ ᐃᑯᐱᕕᓕᓇᓱᑦ.

‡ Nanuin nahagaumajut pijauhimajut Ikupiktulikijinik.

TABLE/ᓇᓗᓇᐃᔭᐅᑦ/NAUNAIKUTA 556

Monthly hunter response — **Year 1 (June 1996 - May 1997)**

ᑕᕿᑕᒫᑦ ᐊᖑᓇᓱᒃᑏᑦ ᑭᐅᓂᖏᑦ — **ᐊᒻᕐᒍ 1 (ᔫᓂ 1996 - ᒪᐃ 1997)**

Tatkiktaman pijauhimajut angunahuktinun — **Ukiunga 1 (June 1996 - May 1997)**

Month/ᑕᕿᖓ/Tatkia			JUN ᔫᓂ	JUL ᔪᓚᐃ	AUG ᐊᐅᒻᒍᑎ	SEP ᓱᑎᒻᐱᓇ	OCT ᐅᑦᑐᐱᓇ	NOV ᓄᓇᒻᐱᓇ	DEC ᑏᓯᒻᐱᓇ	JAN ᒎᓐᓄᐊᓇ	FEB ᓈᕝᕗᐊᓇ	MAR ᒪᑦᓯ	APR ᐃᑉᓇᓕ	MAY ᒪᐃ	Total ᑲᑎᑦᑐᑦ Tamakiklugin
Hunter Response Categories	**ᐊᖑᓇᓱᒃᑏᑦ ᑭᐅᓂᖏᑦ ᐊᒻᒍᑉᓯᒪᓂᖏᑦ**	**Angunahukpaktun Kiujait**													
Monthly hunter list	ᑕᕿᑕᒫᑦ ᐊᖑᓇᓱᒃᑏᑦ	Tatkitaman angunahuktut titigait	252	254	254	255	253	252	250	250	251	250	246	246	256*
Hunters interviewed	ᐊᖑᓇᓱᒃᑏᑦ ᐊᐱᑉᓱᑉᑕᑦ	Angunahuktin apikhuktan	189	200	200	218	190	192	169	177	177	193	155	115	253*
Harvested	ᐊᖑᓇᓱᒃᑐᒥᓃᑦ	Angujaujut	100	55	59	61	41	59	34	28	32	35	32	29	163*
Response Rate (%)	ᑭᐅᔪᑦ ᖃᑦᓱᐅᓂᖏᑦ (%)	Kiujut (%)	75	79	79	85	75	76	68	71	71	77	63	47	72**

* Hunters registered/interviewed/harvested at least once during the year.
** Mean monthly response rate.

* ᐊᖑᓇᓱᒃᑏᑦ ᐊᑎᓕᐅᑦᑕᐅᒪᔪᑦ/ᐊᐱᑉᓱᑉᑕᑦ/ᐊᖑᓇᓱᒃᑐᒥᓃᑦ ᐊᑕᐅᓯᐊᕐᓗᐊᑦᑐᑎᒃ ᐊᒻᕐᒍᒥ.
** ᐊᔾᔨᒌᓕᑎᓯᒪᔪᑦ ᑕᕿᑕᒫᑦ ᑭᐅᔪᑦ.

* Angunahuktin atiliukhimajut/apikhiktaunikut/anguhimajut talvani ukiumi.
** Talvani angunahuknami kiujutaumajut.

TABLE/ᓇᓗᓇᐃᔭᐅᑦ/NAUNAIKUTA 557

Recall period between harvest and interview, expressed as % of total harvest records — **Year 1 (June 1996 - May 1997)**

ᐅᑎᕐᕕᐅᔪᑦ ᐊᑯᕐᖓᓂ ᐊᖑᓇᓱᒃᓂᖓᑕ ᐊᒻᒪᓗ ᐊᐱᕐᓱᕐᑕᐅᓂᖓᑕ, ᓇᓗᓇᐃᕐᑕᑦ ᐃᒫᒃ % ᑲᑎᑦᑐᑦ ᐊᖑᓇᓱᒃᑕᑦ ᑎᑎᕐᕐᑕᐅᒪᔪᑦ — **ᐊᒻᕐᒍ 1 (ᔫᓂ 1996 - ᒪᐃ 1997)**

Itkaumajaujut angunahuktunun apihijauvaktunutlu, kanuk amigaitiginit tamakiklugin angujauhimajut — **Ukiunga 1 (June 1996 - May 1997)**

Month/ᑕᕿᖓ/Tatkia			JUN ᔫᓂ	JUL ᔪᓚᐃ	AUG ᐊᐅᒻᒍᑎ	SEP ᓱᑎᒻᐱᓇ	OCT ᐅᑦᑐᐱᓇ	NOV ᓄᓇᒻᐱᓇ	DEC ᑏᓯᒻᐱᓇ	JAN ᒎᓐᓄᐊᓇ	FEB ᓈᕝᕗᐊᓇ	MAR ᒪᑦᓯ	APR ᐃᑉᓇᓕ	MAY ᒪᐃ	Total ᑲᑎᑦᑐᑦ Tamakiklugin
Recall Period	**ᐅᑎᕐᕕᐅᔪᑦ**	**Pigiakvia**													
≤ 3 months	≤ 3 ᑕᕿᑦ	≤ tatkin pingahut	77	87	96	97	80	84	82	96	95	52	41	6	80
4-6 months	4-6 ᑕᕿᑦ	tatkin hitaman 6nut	23	6	0	1	20	12	7	0	0	14	0	0	9
> 6 months	> 6 ᑕᕿᑦ	> 6 tatkin	0	7	4	3	0	4	11	4	5	34	59	94	11

TABLE/ᓇᓗᓇᐃᔭᐅᑦ/NAUNAIKUTA 558

Number of hunters harvesting each species — **Year 1 (June 1996 - May 1997)**

ᖃᑦᓯᐅᓂᖏᑦ ᐊᖑᓇᓱᒃᑏᑦ ᐊᖑᓇᓱᒃᐸᑦᑐᑦ ᐊᑐᓂᒃ ᐆᒪᔪᑦᓂᒃ — **ᐊᒡᕐᒍ 1 (ᔫᓂ 1996 - ᒪᐃ 1997)**

Amigaitiginigin angunahukpaktun anguvaktaitlu kanugitugiagin — **Ukiunga 1 (June 1996 - May 1997)**

Month/ᑕᕝᕙᖓ/Tatkia			JUN ᔫᓂ	JUL ᔪᓚᐃ	AUG ᐊᐅᒡᒍᑎ	SEP ᓱᑎᒡᐱᕆ	OCT ᐅᑦᑐᐱᕆ	NOV ᓄᓇᒡᐱᕆ	DEC ᑏᓯᒡᐱᕆ	JAN ᒎᓐᓄᐊᕆ	FEB ᓈᕝᕗᐊᕆ	MAR ᒪᑦᓯ	APR ᐃᑦᕆᓕ	MAY ᒪᐃ	Total ᑲᑎᑦᑐᑦ Tamakiklugin
Species	**ᐆᒪᔪᑦ**	**Umajuin**													
Caribou	ᑐᒃᑐᐃᑦ	Tuktut	49	36	46	43	27	29	13	12	22	17	19	14	124
Polar bear#	ᓇᓄᐃᑦ#	Nanuit#	n/d	n/d	n/d	n/d	n/d	n/d	n/d	n/d	n/d	n/d	n/d	n/d	n/d
Arctic fox	ᑎᓇᒐᓐᓂᐊᑦ	Tigiganiat					2	17	10	11	6	7	2		27
Arctic hare	ᐅᑲᓐᑦ	Ukalik						1		1					2
Seals (unspecified)	ᓱᖕᑯᓐᑦ	Natiit	11												11
Ringed seal	ᓇᑦᓱᑦ	Natiinat	18	11	12	19	9	19	10	21	11	15	16	9	78
Bearded seal	ᐅᒡᔪᐃᑦ	Ukyuk	4	7	8	8	1		2	3	3	5	3	1	32
Harp seal	ᖃᐃᕈᓐᑦ	Qairulik		4	12	9	4	1							24
Walrus	ᐊᐃᓈᑦ	Akvik	1	1	5	5									9
Beluga	ᖃᑯᑦᑕᑦ ᕿᓚᓗᒐᑦ	Kilalugak	4	6	11	13	1								27
Geese (unspecified)	ᓂᑦᓐᑦ	Kanguk	12												12
Snow goose	ᑲᖑᐃᑦ	Kanguq	69	2	3	1								13	78
Canada goose	ᓂᑦᓐᑦ ᐅᓗᐊᒍᓐᓐᑦ	Nikliknik	5	1											6
Brant goose	ᓂᑦᓕᑦᓇᐃᑦ	Nirlirnaq	1												1
Ducks (unspecified)	ᒥᑏᑦ	Tinmiat	2											1	3
Eider duck	ᒥᑏᑦ	Kingalik	1				2								3
Ptarmigan	ᐊᕿᒡᒋᑦ	Akilgik	3			1	7	21	11	6	2	9	7	6	50
Eggs (unspecified)	ᐊᓯᖏᑦ ᑎᒻᒥᐊᑦ ᒪᓐᓂᖏᑦ	Manniit	6												6
Goose eggs	ᑲᖑᐃᑦ ᒪᓐᓂᖏᑦ	Uluaguliit manniit	38	1											39
Duck eggs	ᒥᑏᑦ ᒪᓐᓂᖏᑦ	Tinmiat manniit				2									2
Seagull eggs	ᓇᐅᔭᐃᑦ ᒪᓐᓂᖏᑦ	Nauyat manniit	4												4
Arctic char	ᐃᖃᓗᒃᐲᑦ	Ikaliviit	22	24	17	7	9	10	1		1	2		7	66
Freshwater fish (unspecified)	ᑕᓇᐅᖑᓐᖏᑦᑐᒥ ᐃᖃᓗᐃᑦ	Tahinik Ikaluit	1												1
Lake trout	ᐃᓱᕋᐃᑦ	Ikalukpik							1					1	2
Cod	ᐆᒐᐃᑦ	Ugak	11	2											13
Sculpin	ᑲᓇᔪᐃᑦ	Kanayuk	10												10
Mussels	ᐅᕕᓗᐃᑦ	Uviluvaloet		2	1										3

No data are available corresponding to the harvest numbers shown in the harvest estimates table which were provided by DSD.

ᑎᑎᕋᓯᒪᔪᓂᒃ ᐱᑕᖃᖏᑦᑐᖅ ᐱᔾᔪᑎᓕᖏᓂᒃ ᐊᖑᔭᑦ ᖃᕋᐅᓂᖏᓐᓄᑦ ᐊᓚᒃᑲᐅᒪᔪᓄᑦ ᐊᖑᔭᓄᑦ ᓇᓚᐅᑦᓴᕈᑎᓂ ᑐᓂᔭᖏᓐᓂ ᐃᑯᐱᕐᕕᓕᕆᔨᑦ.

Nahagauhimaitut titigakhimajunik pitman kanuk angujaukatakhimajunik kanukitunit pijaumajut ikupiktulikijinik.

TABLE/ᓇᓗᓇᐃᔭᐅᑦ/NAUNAIKUTA 559

Monthly harvest estimates
ᑕᕿᑕᒫᑦ ᐊᖑᔭᓄᑦ ᓇᓚᐅᑦᓵᕈᑏᑦ
Tatkiktamat nahaktauvaktun

Year 2 (June 1997 - May 1998)
ᐊᒻᕿᒍ 2 (ᔫᓂ 1997 - ᒪᐃ 1998)
Ukiunga 2 (June 1997 - May 1998)

6.3.4

Month/ᑕᕿᖓ/Tatkia			JUN ᔫᓂ	JUL ᔪᓚᐃ	AUG ᐊᐅᒻᒍᑦᑎ	SEP ᓱᑎᒻᐱᕆ	OCT ᐅᑦᑐᐱᕆ	NOV ᓄᓇᒻᐱᕆ	DEC ᑏᓯᒻᐱᕆ	JAN ᒎᓐᓄᐊᕆ	FEB ᓈᕝᕗᐊᕆ	MAR ᒫᑦᓯ	APR ᐃᑦᕆᓕ	MAY ᒪᐃ	Total ᑲᑎᑦᑐᒋᑦ Tamakiklugin ± 95% CI
Species	**ᐆᒪᔪᑦ**	**Umajuin**													
Caribou	ᑐᒃᑐᐃᑦ	Tuktut	104	48	263	70	85	57	72	74	124	155	82	79	1,213 ± 178
Polar bear‡	ᓇᓄᐃᑦ‡	Nanuit‡					1	23	1		1	1			27
Arctic fox	ᑎᓇᒐᓐᓂᐊᑦ	Tigiganiat						227	108	228	341	287	37		1,228 ± 298
Arctic hare	ᐅᑲᓖᑦ	Ukalik					2		5		3	2			12 ± 9
Seals (unspecified)	ᓱᖅᑯᓖᑦ	Natiit								2	2			10	14 ± 11
Ringed seal	ᓇᑦᓱᑦ	Natiinat	88	56	31	42	31	84	31	71	45	44	54	44	621 ± 93
Bearded seal	ᐅᒡᔪᐃᑦ	Ukyuk	7	18		3	5		10	12	11	1			67 ± 21
Harp seal	ᖃᐃᕈᓖᑦ	Qairulik		5	4		7			2	2				20 ± 11
Walrus	ᐊᐃᓈᑦ	Akvik		5			2				2				9 ± 7
Beluga	ᖃᑯᑦᑕᑦ ᕿᓚᓗᒐᑦ	Kilalugak		8	52	5	4								69 ± 51
Geese (unspecified)	ᓂᑦᓖᑦ	Kanguk												34	34 ± 45
Snow goose	ᑲᖑᐃᑦ	Kanguq	2,741	304									15	1,075	4,135 ± 999
White-fronted goose	ᓂᑦᓖᑦ	Nirlivik					63								63 ± 76
Ducks (unspecified)	ᒥᑏᑦ	Tinmiat	12												12 ± 19
Ptarmigan	ᐊᕿᒻᒋᑦ	Akilgik				22	61	251	146	216	98	266	117	197	1,374 ± 299
Goose eggs	ᑲᖑᐃᑦ ᒪᓐᓂᖏᑦ	Uluaguliit manniit	4,751	394											5,145 ± 1,790
Seagull eggs	ᓇᐅᔭᐃᑦ ᒪᓐᓂᖏᑦ	Nauyat manniit	48												48 ± 74
Eider down∅	ᒥᑏᑦ ᖁᓂᕈᖏᑦ∅	Mitiit qiviungit∅	358												358 ± 337
Arctic char	ᐃᖃᓗᒃᐱᑦ	Ikaliviit	861	1,147	579	40	849	486	150	35	346	588	400	228	5,709 ± 1,277
Lake trout	ᐃᓱᕋᐃᑦ	Ikalukpik												10	10 ± 9
Cod	ᐆᒪᐃᑦ	Ugak	24											55	79 ± 73
Sculpin	ᑲᓇᔪᐃᑦ	Kanayuk		2											2 ± 3

‡ Polar bear data supplied by DSD.
∅ Number of nests harvested.

‡ ᓇᓄᑦᓄᑦ ᑎᑎᕋᐅᒪᔪᑦ ᑐᓂᒃᖏᑦ ᐅᑯᐊ ᐃᑯᐱᕐᕕᓕᕆᔨᑦ.
∅ ᖃᕋᐅᓂᖏᑦ ᐱᑭᐅᑦ ᓄᐊᑕᐅᔪᑦ.

‡ Nanuin nahagaumajut pijauhimajut Ikupiktulikijinik.
∅ Amigaitiginit maniktagauhimajut.

TABLE/ᓇᓗᓇᐃᔭᐅᑦ/NAUNAIKUTA 560

Monthly hunter response — **Year 2 (June 1997 - May 1998)**

ᑕᕿᑕᒫᑦ ᐊᖑᓇᓱᒃᑏᑦ ᑭᐅᓂᖏᑦ — **ᐊᒻᕐᒍ 2 (ᔫᓂ 1997 - ᒪᐃ 1998)**

Tatkiktaman pijauhimajut angunahuktinun — **Ukiunga 2 (June 1997 - May 1998)**

Month/ᑕᕿᖓ/Tatkia			JUN ᔫᓂ	JUL ᔪᓚᐃ	AUG ᐊᐅᒻᒍᑎ	SEP ᓱᑎᒻᐱᓇ	OCT ᐅᑦᑐᐱᓇ	NOV ᓄᓇᒻᐱᓇ	DEC ᑏᓯᒻᐱᓇ	JAN ᒎᓐᓄᐊᓇ	FEB ᓈᕝᐅᐊᓇ	MAR ᒪᕐᓯ	APR ᐃᕐᓇᓕ	MAY ᒪᐃ	Total ᑲᑎᑦᑐᑦ Tamakiklugin
Hunter Response Categories	ᐊᖑᓇᓱᒃᑏᑦ ᑭᐅᓂᖏᑦ ᐊᒻᒍᕐᓯᒪᓂᖏᑦ	**Angunahukpaktun Kiujait**													
Monthly hunter list	ᑕᕿᑕᒫᑦ ᐊᖑᓇᓱᒃᑏᑦ	Tatkitaman angunahuktut titigait	249	250	249	250	249	249	249	248	247	245	244	247	254*
Hunters interviewed	ᐊᖑᓇᓱᒃᑏᑦ ᐊᐱᕐᓱᕐᑕᑦ	Angunahuktin apikhuktan	114	111	64	112	170	117	122	167	163	161	162	128	213*
Harvested	ᐊᖑᓇᓱᒃᑐᒥᓃᑦ	Angujaujut	48	31	20	21	29	33	27	39	37	50	47	50	114*
Response Rate (%)	ᑭᐅᔪᑦ ᖃᑦᓯᐅᓂᖏᑦ (%)	Kiujut (%)	46	44	26	45	68	47	49	67	66	66	66	52	54**

* Hunters registered/interviewed/harvested at least once during the year.
** Mean monthly response rate.

* ᐊᖑᓇᓱᒃᑏᑦ ᐊᑎᓕᐅᑦᑕᐅᒪᔪᑦ/ᐊᐱᕐᓱᕐᑕᑦ/ᐊᖑᓇᓱᒃᑐᒥᓃᑦ ᐊᑕᐅᓯᐊᕐᓗᐊᑦᑐᑎᒃ ᐊᒻᕐᒍᒥ.
** ᐊᔾᔨᒌᓕᑦᑎᓯᒪᔪᑦ ᑕᕿᑕᒫᑦ ᑭᐅᔪᑦ.

* Angunahuktin atiliukhimajut/apikhiktaunikut/anguhimajut talvani ukiumi.
** Talvani angunahuknami kiujutaumajut.

TABLE/ᓇᓗᓇᐃᔭᐅᑦ/NAUNAIKUTA 561

Recall period between harvest and interview, expressed as % of total harvest records — **Year 2 (June 1997 - May 1998)**

ᐅᑎᕐᕕᐅᔪᑦ ᐊᑯᕐᖓᓂ ᐊᖑᓇᓱᒋᓂᖓᑕ ᐊᒻᒪᓗ ᐊᐱᕐᓱᕐᑕᐅᓂᖓᑕ, ᓇᓗᓇᐃᕐᑕᑦ ᐃᒫᒃ % ᑲᑎᑦᑐᑦ ᐊᖑᓇᓱᒃᑕᑦ ᑎᑎᕐᕐᑕᐅᒪᔪᑦ — **ᐊᒻᕐᒍ 2 (ᔫᓂ 1997 - ᒪᐃ 1998)**

Itkaumajaujut angunahuktunun apihijauvaktunutlu, kanuk amigaitiginit tamakiklugin angujauhimajut — **Ukiunga 2 (June 1997 - May 1998)**

Month/ᑕᕿᖓ/Tatkia			JUN ᔫᓂ	JUL ᔪᓚᐃ	AUG ᐊᐅᒻᒍᑎ	SEP ᓱᑎᒻᐱᓇ	OCT ᐅᑦᑐᐱᓇ	NOV ᓄᓇᒻᐱᓇ	DEC ᑏᓯᒻᐱᓇ	JAN ᒎᓐᓄᐊᓇ	FEB ᓈᕝᐅᐊᓇ	MAR ᒪᕐᓯ	APR ᐃᕐᓇᓕ	MAY ᒪᐃ	Total ᑲᑎᑦᑐᑦ Tamakiklugin
Recall Period	ᐅᑎᕐᕕᐅᔪᑦ	**Pigiakvia**													
≤ 3 months	≤ 3 ᑕᕿᑦ	≤ tatkin pingahut	6	0	0	0	81	32	19	0	3	41	62	65	27
4-6 months	4-6 ᑕᕿᑦ	tatkin hitaman 6nut	0	0	0	0	0	5	37	60	68	53	33	21	25
> 6 months	> 6 ᑕᕿᑦ	> 6 tatkin	94	100	100	100	19	63	44	40	29	7	5	14	48

TABLE/ᓇᓗᓇᐃᔭᐅᑦ/NAUNAIKUTA 562

Number of hunters harvesting each species — **Year 2 (June 1997 - May 1998)**

ᖃᑦᓯᐅᓂᖏᑦ ᐊᖑᓇᓱᒃᑏᑦ ᐊᖑᓇᓱᒃᐸᑦᑐᑦ ᐊᑐᓂᒃ ᐆᒪᔪᖅᓂᒃ — **ᐊᒃᕋᒍ 2 (ᔫᓂ 1997 - ᒪᐃ 1998)**

Amigaitiginigin angunahukpaktun anguvaktaitlu kanugitugiagin — **Ukiunga 2 (June 1997 - May 1998)**

Month/ᑕᖅᖓ/Tatkia			JUN ᔫᓂ	JUL ᔪᓚᐃ	AUG ᐊᐅᒃᑐᑎ	SEP ᓱᑎᒃᐱᓇ	OCT ᐅᑦᑐᐱᓇ	NOV ᓄᓇᒃᐱᓇ	DEC ᑏᓯᒃᐱᓇ	JAN ᒎᖕᓄᐊᓇ	FEB ᓈᖅᐅᐊᓇ	MAR ᒪᕐᓯ	APR ᐃᑦᓇᓕ	MAY ᒪᐃ	Total ᑲᑎᑦᑐᑦ Tamakiklugin
Species	**ᐆᒪᔪᑦ**	**Umajuin**													
Caribou	ᑐᒃᑐᐃᑦ	Tuktut	18	11	15	13	17	11	17	18	23	33	25	16	79
Polar bear#	ᓇᓄᐃᑦ#	Nanuit#	n/d	n/d	n/d	n/d	n/d	n/d	n/d	n/d	n/d	n/d	n/d	n/d	n/d
Arctic fox	ᑎᓇᒐᓐᓂᐊᑦ	Tigiganiat						8	8	9	11	8	3		18
Arctic hare	ᐅᑲᓖᑦ	Ukalik					1		1		1	1			4
Seals (unspecified)	ᓯᖅᑯᓖᑦ	Natiit								1	1			2	3
Ringed seal	ᓇᑦᓱᑦ	Natiinat	14	8	4	7	8	11	7	20	10	15	15	10	53
Bearded seal	ᐅᒡᔪᐃᑦ	Ukyuk	2	5		1	3		4	5	6	1			19
Harp seal	ᖃᐃᕈᓖᑦ	Qairulik		2	1		4			1	1				8
Walrus	ᐊᐃᓈᑦ	Akvik		2			1				1				4
Beluga	ᖃᑯᑦᑕᑦ ᕿᓚᓗᒐᑦ	Kilalugak		2	4	2	2								9
Geese (unspecified)	ᓂᑦᓖᑦ	Kanguk												1	1
Snow goose	ᑲᖑᐃᑦ	Kanguq	34	4									1	23	53
White-fronted goose	ᓂᑦᓖᑦ	Nirlivik					1								1
Ducks (unspecified)	ᒥᑏᑦ	Tinmiat	1												1
Ptarmigan	ᐊᕿᒐᑦ	Akilgik				1	4	9	7	10	6	11	7	5	38
Goose eggs	ᑲᖑᐃᑦ ᒪᓐᓂᖏᑦ	Uluaguliit manniit	18	2											20
Seagull eggs	ᓇᐅᔭᐃᑦ ᒪᓐᓂᖏᑦ	Nauyat manniit	1												1
Eider down	ᒥᑏᑦ ᖁᓂᕈᖏᑦ	Mitiit qiviungit	3												3
Arctic char	ᐃᖃᓗᒃᐱᑦ	Ikaliviit	11	10	6	2	12	2	1	1	3	5	10	9	49
Lake trout	ᐃᓱᑦᑕᐃᑦ	Ikalukpik												3	3
Cod	ᐆᒐᐃᑦ	Ugak	2											3	5
Sculpin	ᑲᓇᔪᐃᑦ	Kanayuk		1											1

‡‡ No data are available corresponding to the harvest numbers shown in the harvest estimates table which were provided by DSD.

‡‡ ᑎᑎᕋᓯᒪᔪᓂᒃ ᐱᑕᖃᖅᑕᕐᖑ ᐱᔾᔪᑎᓐᓂᒃ ᐊᖑᔭᑦ ᖃᑦᓯᐅᓂᖏᓐᓄᑦ ᐊᓚᒃᑲᐅᒪᔪᓄᑦ ᐊᖑᔭᓄᑦ ᓇᓚᐅᑦᓴᕈᑎᓂ ᑐᓂᔭᖏᓐᓂ ᐃᑯᐱᕐᐃᓕᓇᓂᑦ.

‡‡ Nahagauhimaitut titigakhimajunik pitman kanuk angujaukatakhimajunik kanukitunit pijaumajut ikupiktulikijinik.

6.3.4

TABLE/ᓇᓗᓇᐃᔭᐅᑦ/NAUNAIKUTA 563

Monthly harvest estimates
ᑕᕿᑕᒫᑦ ᐊᖑᔭᓄᑦ ᓇᓚᐅᑦᓵᕐᑏᑦ
Tatkiktamat nahaktauvaktun

Year 3 (June 1998 - May 1999)
ᐊᒻᕿᒍ 3 (ᔫᓂ 1998 - ᒪᐃ 1999)
Ukiunga 3 (June 1998 - May 1999)

Month/ᑕᕿᖓ/Tatkia			JUN ᔫᓂ	JUL ᔪᓚᐃ	AUG ᐊᐅᒻᒍᑎ	SEP ᓱᑎᒻᐱᓇ	OCT ᐅᑦᑐᐱᓇ	NOV ᓄᓇᒻᐱᓇ	DEC ᑏᓯᒻᐱᓇ	JAN ᒎᓐᓄᐊᓇ	FEB ᓈᕝᐅᐊᓇ	MAR ᒫᔪ	APR ᐃᑦᓇᓕ	MAY ᒪᐃ	Total ᑲᑎᑦᑐᒋᑦ Tamakiklugin ± 95% CI
Species	**ᐆᒪᔪᑦ**	**Umajuin**													
Caribou	ᑐᒃᑐᐃᑦ	Tuktut	43	147	401	192	79	137	44	135	205	372	96	89	1,940 ± 428
Polar bear‡	ᓇᓄᐃᑦ‡	Nanuit‡						26				3		1	30
Wolf	ᐊᒪᕈᐃᑦ	Amagut									2	3	10		15 ± 15
Arctic fox	ᑎᓇᒐᓐᓂᐊᑦ	Tigiganiat						1	144	458	136	142	37		918 ± 448
Arctic hare	ᐅᑲᓖᑦ	Ukalik							24	3	2		10		39 ± 46
Seals (unspecified)	ᓯᖅᑯᓖᑦ	Natiit	5				8								13 ± 16
Ringed seal	ᓇᑦᓱᑦ	Natiinat	56	64	79	72	109	127	37	57	36	59	51	31	778 ± 190
Bearded seal	ᐅᒻᔪᐃᑦ	Ukyuk	4	5	10	6		2		22	16		19	3	87 ± 30
Walrus	ᐊᐃᓈᑦ	Akvik		10	10							2			22 ± 18
Beluga	ᖃᑯᑦᑕᑦ ᕿᓚᓗᒐᑦ	Kilalugak		63	46	6								2	117 ± 41
Geese (unspecified)	ᓂᑦᓖᑦ	Kanguk											63	817	880 ± 549
Snow goose	ᑲᖑᐃᑦ	Kanguq	4,027	43		9								724	4,803 ± 911
Canada goose	ᓂᑦᓖᑦ ᐅᓗᐊᒍᓖᑦ	Nikliknik	18												18 ± 20
Brant goose	ᓂᑦᓕᑦᓇᐃᑦ	Nirlirnaq	16												16 ± 23
Ducks (unspecified)	ᒥᑏᑦ	Tinmiat	16												16 ± 23
Ptarmigan	ᐊᕿᒻᒋᑦ	Akilgik						318	80	200	134	282	360	211	1,585 ± 491
Eggs (unspecified)	ᐊᓯᖏᑦ ᑎᒻᒥᐊᑦ ᒪᓐᓂᖏᑦ	Manniit												7	7 ± 9
Goose eggs	ᑲᖑᐃᑦ ᒪᓐᓂᖏᑦ	Uluaguliit manniit	4,736	88										844	5,668 ± 1,979
Duck eggs	ᒥᑏᑦ ᒪᓐᓂᖏᑦ	Tinmiat manniit	20	7											27 ± 32
Seagull eggs	ᓇᐅᔭᐃᑦ ᒪᓐᓂᖏᑦ	Nauyat manniit	31												31 ± 51
Eider down∅	ᒥᑏᑦ ᖁᓂᖏᑦ∅	Mitiit qiviungit∅	52												52 ± 68
Arctic char	ᐃᖃᓗᒃᐲᑦ	Ikaliviit	945	1,569	1,673		24	1,078		317	190	458	167	807	7,228 ± 1,791
Lake trout	ᐃᓱᕋᐃᑦ	Ikalukpik												35	35 ± 37
Cod	ᐆᒪᐃᑦ	Ugak	72	8									27		107 ± 105
Sculpin	ᑲᓇᔪᐃᑦ	Kanayuk	121	12											133 ± 157
Mussels	ᐅᕕᓗᐃᑦ	Uviluvaloet		517	2,410	65									2,992 ± 2,705

‡ Polar bear data supplied by DSD.
∅ Number of nests harvested.

‡ ᓇᓄᔅᓄᑦ ᑎᑎᕋᑦᑕᒪᔪᑦ ᑐᓂᔭᖏᑦ ᐅᑯᐊ ᐃᑯᐱᕐᕕᓕᕆᔨᑦ.
∅ ᖃᑦᓱᐅᓂᖏᑦ ᐱᑭᐅᑦ ᓄᐊᑕᐅᔪᑦ.

‡ Nanuin nahagaumajut pijauhimajut Ikupiktulikijinik.
∅ Amigaitiginit maniktagauhimajut.

TABLE/ᓇᓗᓇᐃᔭᐅᑦ/NAUNAIKUTA 564

Monthly hunter response — **Year 3 (June 1998 - May 1999)**

ᑕᕿᑖᒪᑦ ᐊᖑᓇᓱᒃᑏᑦ ᑭᐅᓂᖏᑦ — **ᐊᒻᕐᒍ 3 (ᔫᓂ 1998 - ᒪᐃ 1999)**

Tatkiktaman pijauhimajut angunahuktinun — **Ukiunga 3 (June 1998 - May 1999)**

6.3.4

Month/ᑕᕿᖓ/Tatkia			JUN ᔫᓂ	JUL ᔪᓚᐃ	AUG ᐊᐅᒻᒍᑎ	SEP ᓱᑎᒻᐱᓇ	OCT ᐅᑦᑐᐱᓇ	NOV ᓄᓇᒻᐱᓇ	DEC ᑏᓯᒻᐱᓇ	JAN ᒎᓐᓄᐊᓇ	FEB ᓈᕝᐅᐊᓇ	MAR ᒪᕐᓯ	APR ᐃᕐᓇᓕ	MAY ᒪᐃ	Total ᑲᑎᑦᑐᑦ Tamakiklugin
Hunter Response Categories	**ᐊᖑᓇᓱᒃᑏᑦ ᑭᐅᓂᖏᑦ ᐋᒍᕐᓯᒪᓂᖏᑦ**	**Angunahukpaktun Kiujait**													
Monthly hunter list	ᑕᕿᑖᒪᑦ ᐊᖑᓇᓱᒃᑏᑦ	Tatkitaman angunahuktut titigait	249	249	264	251	252	252	249	244	243	242	241	240	266*
Hunters interviewed	ᐊᖑᓇᓱᒃᑏᑦ ᐊᐱᕐᓱᕐᑕᑦ	Angunahuktin apikhuktan	97	93	78	48	30	233	35	139	132	121	110	126	245*
Harvested	ᐊᖑᓇᓱᒃᑐᒥᓃᑦ	Angujaujut	66	43	40	21	7	76	10	45	44	42	32	62	152*
Response Rate (%)	ᑭᐅᔪᑦ ᖃᑦᓯᐅᓂᖏᑦ (%)	Kiujut (%)	39	37	30	19	12	92	14	57	54	50	46	53	42**

* Hunters registered/interviewed/harvested at least once during the year.
** Mean monthly response rate.

* ᐊᖑᓇᓱᒃᑏᑦ ᐊᑎᓕᐅᑦᑕᐅᒪᔪᑦ/ᐊᐱᕐᓱᕐᑕᑦ/ᐊᖑᓇᓱᒃᑐᒥᓃᑦ ᐊᑕᐅᓯᐊᕋᓗᐊᑦᑐᑎᒃ ᐊᒻᕐᒍᒥ.
** ᐋᔅᔫᑦᓕᑦᑎᓯᒪᔪᑦ ᑕᕿᑖᒪᑦ ᑭᐅᔪᑦ.

* Angunahuktin atiliukhimajut/apikhiktaunikut/anguhimajut talvani ukiumi.
** Talvani angunahuknami kiujutaumajut.

TABLE/ᓇᓗᓇᐃᔭᐅᑦ/NAUNAIKUTA 565

Recall period between harvest and interview, expressed as % of total harvest records — **Year 3 (June 1998 - May 1999)**

ᐅᑎᕐᕕᐅᔪᑦ ᐊᑯᕐᖓᓂ ᐊᖑᓇᓱᓐᓂᖓᑕ ᐊᒻᒪᓗ ᐊᐱᕐᓱᕐᑕᐅᓂᖓᑕ, ᓇᓗᓇᐃᕐᑕᑦ ᐃᒫᒃ % ᑲᑎᑦᑐᑦ ᐊᖑᓇᓱᒃᑕᑦ ᑎᑎᕐᕐᑕᐅᒪᔪᑦ — **ᐊᒻᕐᒍ 3 (ᔫᓂ 1998 - ᒪᐃ 1999)**

Itkaumajaujut angunahuktunun apihijauvaktunutlu, kanuk amigaitiginit tamakiklugin angujauhimajut — **Ukiunga 3 (June 1998 - May 1999)**

Month/ᑕᕿᖓ/Tatkia			JUN ᔫᓂ	JUL ᔪᓚᐃ	AUG ᐊᐅᒻᒍᑎ	SEP ᓱᑎᒻᐱᓇ	OCT ᐅᑦᑐᐱᓇ	NOV ᓄᓇᒻᐱᓇ	DEC ᑏᓯᒻᐱᓇ	JAN ᒎᓐᓄᐊᓇ	FEB ᓈᕝᐅᐊᓇ	MAR ᒪᕐᓯ	APR ᐃᕐᓇᓕ	MAY ᒪᐃ	Total ᑲᑎᑦᑐᑦ Tamakiklugin
Recall Period	**ᐅᑎᕐᕕᐅᔪᑦ**	**Pigiakvia**													
≤ 3 months	≤ 3 ᑕᕿᑦ	≤ tatkin pingahut	72	86	84	0	11	99	0	15	24	18	0	0	52
4-6 months	4-6 ᑕᕿᑦ	tatkin hitaman 6nut	1	0	0	0	89	1	83	4	0	11	51	38	10
> 6 months	> 6 ᑕᕿᑦ	> 6 tatkin	27	14	16	100	0	0	17	81	76	70	49	62	38

TABLE/ᓇᓗᓇᐃᔭᐅᑦ/NAUNAIKUTA 566

Number of hunters harvesting each species — **Year 3 (June 1998 - May 1999)**

ᖃᑦᓯᐅᓂᖏᑦ ᐊᖑᓇᓱᒃᑏᑦ ᐊᖑᓇᓱᒃᐸᑦᑐᑦ ᐊᑐᓂᒃ ᐆᒪᔪᑦᓂᒃ — **ᐊᒻᕐᒍ 3 (ᔫᓂ 1998 - ᒪᐃ 1999)**

Amigaitiginigin angunahukpaktun anguvaktaitlu kanugitugiagin — **Ukiunga 3 (June 1998 - May 1999)**

Month/ᑕᕝᕙᖓ/Tatkia			JUN ᔫᓂ	JUL ᔪᓚᐃ	AUG ᐊᐅᒡᒍᑎ	SEP ᓱᑎᒡᐱᓇ	OCT ᐅᑦᑐᐱᓇ	NOV ᓄᓇᒡᐱᓇ	DEC ᑏᓯᒡᐱᓇ	JAN ᒨᓐᓄᐊᓇ	FEB ᓈᕝᕗᐊᓇ	MAR ᒫᑦᓯ	APR ᐃᑦᓇᓕ	MAY ᒪᐃ	Total ᑲᑎᑦᑐᑦ Tamakiklugin
Species	**ᐆᒪᔪᑦ**	**Umajuin**													
Caribou	ᑐᒃᑐᐃᑦ	Tuktut	11	26	30	17	4	49	4	30	26	25	18	18	111
Polar bear#	ᓇᓄᐃᑦ#	Nanuit#	n/d	n/d	n/d	n/d	n/d	n/d	n/d	n/d	n/d	n/d	n/d	n/d	n/d
Wolf	ᐊᒪᕈᐃᑦ	Amagut									1	1	1		3
Arctic fox	ᑎᓇᒐᓐᓂᐊᑦ	Tigiganiat						1	1	6	7	6	3		13
Arctic hare	ᐅᑲᓖᑦ	Ukalik							1	1	1		1		4
Seals (unspecified)	ᓯᖅᑯᓖᑦ	Natiit	1				1								2
Ringed seal	ᓇᑦᓱᑦ	Natiinat	13	13	7	6	3	31	2	14	9	10	9	9	68
Bearded seal	ᐅᒡᔪᐃᑦ	Ukyuk	2	2	3	2		1		8	6		2	2	22
Walrus	ᐊᐃᓈᑦ	Akvik		2	2							1			4
Beluga	ᖃᑯᑦᑕᑦ ᕿᓚᓗᒐᑦ	Kilalugak		13	9	1								1	17
Geese (unspecified)	ᓂᑦᓖᑦ	Kanguk											2	11	13
Snow goose	ᑲᖑᐃᑦ	Kanguq	54	2		1								21	70
Canada goose	ᓂᑦᓖᑦ ᐅᓗᐊᒍᓐᓖᑦ	Nikliknik	2												2
Brant goose	ᓂᑦᓕᑦᓇᐃᑦ	Nirlirnaq	1												1
Ducks (unspecified)	ᒥᑏᑦ	Tinmiat	1												1
Ptarmigan	ᐊᕿᒡᒋᑦ	Akilgik						25	3	7	5	4	6	3	42
Eggs (unspecified)	ᐊᓯᖏᑦ ᑎᒻᒥᐊᑦ ᒪᓐᓂᖏᑦ	Manniit												1	1
Goose eggs	ᑲᖑᐃᑦ ᒪᓐᓂᖏᑦ	Uluaguliit manniit	17	1										2	20
Duck eggs	ᒥᑏᑦ ᒪᓐᓂᖏᑦ	Tinmiat manniit	1	1											2
Seagull eggs	ᓇᐅᔭᐃᑦ ᒪᓐᓂᖏᑦ	Nauyat manniit	1												1
Eider down	ᒥᑏᑦ ᖁᓂᖏᑦ	Mitiit qiviungit	2												2
Arctic char	ᐃᖃᓗᒃᐲᑦ	Ikaliviit	16	13	7		1	17		2	2	4	3	18	61
Lake trout	ᐃᓱᕋᐃᑦ	Ikalukpik												2	2
Cod	ᐆᒐᐃᑦ	Ugak	2	1									1		4
Sculpin	ᑲᓇᔪᐃᑦ	Kanayuk	3	1											4
Mussels	ᐅᕕᓗᐃᑦ	Uviluvaloet		3	6	1									10

No data are available corresponding to the harvest numbers shown in the harvest estimates table which were provided by DSD.

ᑎᑎᕋᓯᒪᔪᓂᒃ ᐱᑕᖃᖏᑦᑐᖅ ᐱᔾᔪᑎᓕᓐᓂᒃ ᐊᖑᔭᑦ ᖃᑦᓯᐅᓂᖏᓐᓄᑦ ᐊᓚᒃᑲᐅᒪᔪᓄᑦ ᐊᖑᔭᓄᑦ ᓇᓚᐅᑦᓴᕈᑎᓂ ᑐᓂᔭᖏᓐᓂ ᐃᑯᐱᕐᕕᓕᕆᔨᑦ.

Nahagauhimaitut titigakhimajunik pitman kanuk angujaukatakhimajunik kanukitunit pijaumajut ikupiktulikijinik.

TABLE/ᓇᓗᓇᐃᔭᐅᑦ/NAUNAIKUTA 567

Monthly harvest estimates
ᑕᕿᑕᒫᑦ ᐊᖑᔭᓄᑦ ᓇᓚᐅᑦᓴᕈᑏᑦ
Tatkiktamat nahaktauvaktun

Year 4 (June 1999 - May 2000)
ᐊᒻᕐᒍ 4 (ᔫᓂ 1999 - ᒪᐃ 2000)
Ukiunga 4 (June 1999 - May 2000)

6.3.4

Month/ᑕᕿᖓ/Tatkia			JUN ᔫᓂ	JUL ᔪᓚᐃ	AUG ᐊᐅᒻᒍᑎ	SEP ᓱᑎᒻᐱᓇ	OCT ᐅᑦᑐᐱᓇ	NOV ᓄᓇᒻᐱᓇ	DEC ᑏᓯᒻᐱᓇ	JAN ᒎᓐᓄᐊᓇ	FEB ᓈᕝᕗᐊᓇ	MAR ᒫᕿ	APR ᐃᑦᓇᓕ	MAY ᒪᐃ	Total ᑲᑎᑦᑐᒋᑦ Tamakiklugin ± 95% CI
Species	**ᐆᒪᔪᑦ**	**Umajuin**													
Caribou	ᑐᒃᑐᐃᑦ	Tuktut	44	113	303	255	80	96	155	134	98	136	182	97	1,693 ± 107
Polar bear‡	ᓇᓄᐃᑦ‡	Nanuit‡						26		1	1	3	3	2	36
Arctic fox	ᑎᓇᒐᓐᓂᐊᑦ	Tigiganiat				2		86	202	99	80	176	30		675 ± 146
Ringed seal	ᓇᑦᓱᑦ	Natiinat	166	85	70	157	325	109	67	25	19	22	10	68	1,123 ± 136
Bearded seal	ᐅᒻᔪᐃᑦ	Ukyuk	2	3	17	12	7	4	2	8	4	7	1	5	72 ± 13
Walrus	ᐊᐃᓈᑦ	Akvik		3	14	6								1	24 ± 11
Beluga	ᖃᑯᑦᑦ ᕿᓚᓗᒐᑦ	Kilalugak	16	8	61	18									103 ± 24
Geese (unspecified)	ᓂᑦᓂᑦ	Kanguk	121												121 ± 62
Snow goose	ᑲᖑᐃᑦ	Kanguq	4,173	53	106									1,035	5,367 ± 703
Canada goose	ᓂᑦᓂᑦ ᐅᓗᐊᒍᓐᓂᑦ	Nikliknik	30											1	31 ± 36
White-fronted goose	ᓂᑦᓂᑦ	Nirlivik												29	29 ± 22
Ptarmigan	ᐊᕿᒻᒋᑦ	Akilgik				2	101	195	153	81	187	105	150	127	1,101 ± 167
Sandhill crane	ᑕᑎᒻᓯᐊᑦ	Tatilgaq												1	1 ± 1
Eggs (unspecified)	ᐊᓯᖕᒋᑦ ᑎᒻᒥᐊᑦ ᒪᓐᓂᖕᒋᑦ	Manniit	497												497 ± 303
Goose eggs	ᑲᖑᐃᑦ ᒪᓐᓂᖕᒋᑦ	Uluaguliit manniit	5,474		327										5,801 ± 1,139
Arctic char	ᐃᖃᓗᒃᐲᑦ	Ikaliviit	814	506	915	102	1,132	1,528	1,734		2	604	1,403	733	9,473 ± 1,307
Lake trout	ᐃᓱᕐᕋᐃᑦ	Ikalukpik												16	16 ± 18
Cod	ᐆᒪᐃᑦ	Ugak	26	20									1		47 ± 31
Sculpin	ᑲᓇᔪᐃᑦ	Kanayuk	15												15 ± 18
Mussels	ᐅᕕᓗᐃᑦ	Uviluvaloet			1,702	1,459									3,161 ± 2,631

‡ Polar bear data supplied by DSD.

‡ ᓇᓄᑦᓄᑦ ᑎᑎᕋᑦᑕᒪᔪᑦ ᑐᓂᒃᖕᒋᑦ ᐅᑯᐊ ᐃᑯᐱᕐᕕᓕᕆᔨᑦ.

‡ Nanuin nahagaumajut pijauhimajut Ikupiktulikijinik.

TABLE/ᓇᓗᓇᐃᔭᐅᑦ/NAUNAIKUTA 568

Monthly hunter response — **Year 4 (June 1999 - May 2000)**

ᑕᕿᑖᒪᑦ ᐊᖑᓇᓱᒃᑏᑦ ᑭᐅᓂᖏᑦ — **ᐊᒻᕐᒍ 4 (ᔫᓂ 1999 - ᒪᐃ 2000)**

Tatkiktaman pijauhimajut angunahuktinun — **Ukiunga 4 (June 1999 - May 2000)**

Month/ᑕᕿᖓ/Tatkia			JUN ᔫᓂ	JUL ᔪᓚᐃ	AUG ᐊᐅᒻᒍᑎ	SEP ᓱᑎᒻᐱᓇ	OCT ᐅᑦᑐᐱᓇ	NOV ᓄᓇᒻᐱᓇ	DEC ᑏᓯᒻᐱᓇ	JAN ᒎᓐᓄᐊᓇ	FEB ᓈᕝᐅᐊᓇ	MAR ᒪᕐᓯ	APR ᐃᑦᓇᓕ	MAY ᒪᐃ	Total ᑲᑎᑦᑐᑦ Tamakiklugin
Hunter Response Categories	ᐊᖑᓇᓱᒃᑏᑦ ᑭᐅᓂᖏᑦ ᐊᒻᒍᕐᓯᒪᓂᖏᑦ	**Angunahukpaktun Kiujait**													
Monthly hunter list	ᑕᕿᑖᒪᑦ ᐊᖑᓇᓱᒃᑏᑦ	Tatkitaman angunahuktut titigait	238	237	238	237	236	236	235	234	235	235	232	222	244*
Hunters interviewed	ᐊᖑᓇᓱᒃᑏᑦ ᐊᐱᕐᓱᕐᑕᑦ	Angunahuktin apikhuktan	149	138	136	133	124	130	138	179	213	215	195	152	225*
Harvested	ᐊᖑᓇᓱᒃᑐᒥᓃᑦ	Angujaujut	92	54	73	66	40	60	40	40	40	55	54	76	148*
Response Rate (%)	ᑭᐅᔪᑦ ᖃᕐᓯᐅᓂᖏᑦ (%)	Kiujut (%)	63	58	57	56	53	55	59	76	91	91	84	68	68**

* Hunters registered/interviewed/harvested at least once during the year.
** Mean monthly response rate.

* ᐊᖑᓇᓱᒃᑏᑦ ᐊᑎᓕᐅᑦᑕᐅᒪᔪᑦ/ᐊᐱᕐᓱᕐᑕᑦ/ᐊᖑᓇᓱᒃᑐᒥᓃᑦ ᐊᑕᐅᓯᐊᕐᓗᐊᑦᑐᑦ ᐊᒻᕐᒍᒥ.
** ᐊᔾᔨᒌᓕᕐᑎᓯᒪᔪᑦ ᑕᕿᑖᒪᑦ ᑭᐅᔪᑦ.

* Angunahuktin atiliukhimajut/apikhiktaunikut/anguhimajut talvani ukiumi.
** Talvani angunahuknami kiujutaumajut.

TABLE/ᓇᓗᓇᐃᔭᐅᑦ/NAUNAIKUTA 569

Recall period between harvest and interview, expressed as % of total harvest records — **Year 4 (June 1999 - May 2000)**

ᐅᑎᕐᕕᐅᔪᑦ ᐊᑯᕐᖓᓂ ᐊᖑᓇᓱᒋᓂᖓᑕ ᐊᒻᒪᓗ ᐊᐱᕐᓱᕐᑕᐅᓂᖓᑕ, ᓇᓗᓇᐃᕐᑕᑦ ᐃᒫᒃ % ᑲᑎᑦᑐᑦ ᐊᖑᓇᓱᒃᑕᑦ ᑎᑎᕐᕐᑕᐅᒪᔪᑦ — **ᐊᒻᕐᒍ 4 (ᔫᓂ 1999 - ᒪᐃ 2000)**

Itkaumajaujut angunahuktunun apihijauvaktunutlu, kanuk amigaitiginit tamakiklugin angujauhimajut — **Ukiunga 4 (June 1999 - May 2000)**

Month/ᑕᕿᖓ/Tatkia			JUN ᔫᓂ	JUL ᔪᓚᐃ	AUG ᐊᐅᒻᒍᑎ	SEP ᓱᑎᒻᐱᓇ	OCT ᐅᑦᑐᐱᓇ	NOV ᓄᓇᒻᐱᓇ	DEC ᑏᓯᒻᐱᓇ	JAN ᒎᓐᓄᐊᓇ	FEB ᓈᕝᐅᐊᓇ	MAR ᒪᕐᓯ	APR ᐃᑦᓇᓕ	MAY ᒪᐃ	Total ᑲᑎᑦᑐᑦ Tamakiklugin
Recall Period	ᐅᑎᕐᕕᐅᔪᑦ	**Pigiakvia**													
≤ 3 months	≤ 3 ᑕᕿᑦ	≤ tatkin pingahut	2	39	28	25	4	47	91	93	96	96	83	48	49
4-6 months	4-6 ᑕᕿᑦ	tatkin hitaman 6nut	27	0	30	67	88	53	9	5	1	0	9	20	26
> 6 months	> 6 ᑕᕿᑦ	> 6 tatkin	71	61	43	8	8	0	0	1	2	4	8	32	25

TABLE/ᓇᓗᓇᐃᔭᐅᑦ/NAUNAIKUTA 570

Number of hunters harvesting each species — **Year 4 (June 1999 - May 2000)**

ᖃᑦᓯᐅᓂᖏᑦ ᐊᖑᓇᓱᒃᑏᑦ ᐊᖑᓇᓱᒃᐸᑦᑐᑦ ᐊᑐᓂᒃ ᐆᒪᔪᕐᓂᒃ — **ᐊᒡᕋᒍ 4 (ᔫᓂ 1999 - ᒪᐃ 2000)**

Amigaitiginigin angunahukpaktun anguvaktaitlu kanugitugiagin — **Ukiunga 4 (June 1999 - May 2000)**

Month/ᑕᕝᕙᖓ/Tatkia			JUN ᔫᓂ	JUL ᔪᓚᐃ	AUG ᐊᐅᒡᒍᑎ	SEP ᓱᑎᒡᐱᓇ	OCT ᐅᑦᑐᐱᓇ	NOV ᓄᓇᒡᐱᓇ	DEC ᑏᓯᒡᐱᓇ	JAN ᒎᓐᓄᐊᓇ	FEB ᓈᕝᕗᐊᓇ	MAR ᒫᕐᓯ	APR ᐃᑦᓇᓕ	MAY ᒪᐃ	Total ᑲᑎᑦᑐᑎᑦ Tamakiklugin
Species	**ᐆᒪᔪᑦ**	**Umajuin**													
Caribou	ᑐᒃᑐᐃᑦ	Tuktut	16	31	46	46	16	22	23	29	28	40	45	30	109
Polar bear#	ᓇᓄᐃᑦ#	Nanuit#	n/d	n/d	n/d	n/d	n/d	n/d	n/d	n/d	n/d	n/d	n/d	n/d	n/d
Arctic fox	ᑎᓇᒐᓐᓂᐊᑦ	Tigiganiat				1		2	8	7	6	7	2		13
Ringed seal	ᓇᑦᓱᑦ	Natiinat	25	20	18	18	27	20	11	8	9	9	6	16	76
Bearded seal	ᐅᒡᔪᐃᑦ	Ukyuk	1	2	8	8	4	1	1	4	4	4	1	3	28
Walrus	ᐊᐃᓈᑦ	Akvik		2	5	3								1	10
Beluga	ᖃᑯᑦᑦ ᕿᓚᓗᒐᑦ	Kilalugak	2	3	19	6									27
Geese (unspecified)	ᓂᕐᓐᑦ	Kanguk	4												4
Snow goose	ᑲᖑᐃᑦ	Kanguq	61	2	3									35	80
Canada goose	ᓂᕐᓐᑦ ᐅᓗᐊᒍᓐᓐᑦ	Nikliknik	1											1	2
White-fronted goose	ᓂᕐᓐᑦ	Nirlivik												1	1
Ptarmigan	ᐊᕿᒡᒋᑦ	Akilgik				1	5	10	8	9	12	13	14	10	50
Sandhill crane	ᑕᑎᒡᒐᕐᔪᐊᑦ	Tatilgaq												1	1
Eggs (unspecified)	ᐊᓯᖏᑦ ᑎᒥᐊᑦ ᒪᓐᓂᖏᑦ	Manniit	5												5
Goose eggs	ᑲᖑᐃᑦ ᒪᓐᓂᖏᑦ	Uluaguliit manniit	34		2										36
Arctic char	ᐃᖃᓗᒃᐲᑦ	Ikaliviit	23	13	22	7	9	11	15		1	7	9	30	84
Lake trout	ᐃᓱᕐᕋᐃᑦ	Ikalukpik												2	2
Cod	ᐆᒪᐃᑦ	Ugak	2	1									1		4
Sculpin	ᑲᓇᔪᐃᑦ	Kanayuk	1												1
Mussels	ᐅᕕᓗᐃᑦ	Uviluvaloet			2	3									5

6.3.4

‡‡ No data are available corresponding to the harvest numbers shown in the harvest estimates table which were provided by DSD.

‡‡ ᑎᑎᕋᕐᓯᒪᔪᓂᒃ ᐱᑕᖃᖏᑦᑐᖅ ᐱᔾᔪᑎᓕᓐᓂᒃ ᐊᖑᔭᑦ ᖃᕐᓯᐅᓂᖏᓐᓄᑦ ᐊᓚᒃᑲᐅᒪᔪᓄᑦ ᐊᖑᔭᓄᑦ ᓇᓚᐅᕐᕿᑎᓂ ᑐᓂᔭᖏᓐᓂ ᐃᑯᐱᕐᕕᓕᓇᕆᑦ.

‡‡ Nahagauhimaitut titigakhimajunik pitman kanuk angujaukatakhimajunik kanukitunit pijaumajut ikupiktulikijinik.

TABLE/ᓇᓗᓇᐃᔭᐅᑦ/NAUNAIKUTA 571

Monthly harvest estimates — **Year 5 (June 2000 - May 2001)**

ᑕᕿᑖᒪᑦ ᐊᖑᔭᓄᑦ ᓇᓚᐅᑦᓵᕈᑏᑦ — **ᐊᒻᕐᒍ 5 (ᔫᓂ 2000 - ᒪᐃ 2001)**

Tatkiktamat nahaktauvaktun — **Ukiunga 5 (June 2000 - May 2001)**

Month/ᑕᕿᖓ/Tatkia			JUN ᔫᓂ	JUL ᔪᓚᐃ	AUG ᐊᐅᒻᒍᑎ	SEP ᓱᑎᒻᐱᓇ	OCT ᐅᑦᑐᐱᓇ	NOV ᓄᓇᒻᐱᓇ	DEC ᑏᓯᒻᐱᓇ	JAN ᒎᓐᓄᐊᓇ	FEB ᓈᕝᐅᐊᓇ	MAR ᒫᔪ	APR ᐃᑦᓇᓕ	MAY ᒪᐃ	Total ᑲᑎᑦᑐᒋᑦ Tamakiklugin ± 95% CI
Species	**ᐆᒪᔪᑦ**	**Umajuin**													
Caribou	ᑐᒃᑐᐃᑦ	Tuktut	87	85	256	130	65	82	73	107	61	29	63	90	1,128 ± 41
Polar bear‡	ᓇᓄᐃᑦ‡	Nanuit‡					2	25		1			3	2	33
Wolf	ᐊᒪᕈᐃᑦ	Amagut						1						1	2 ± 1
Arctic fox	ᑎᓇᒐᓐᓂᐊᑦ	Tigiganiat					31	485	175	510	199	133			1,533 ± 214
Arctic hare	ᐅᑲᓖᑦ	Ukalik										2			2 ± 1
Ringed seal	ᓇᑦᓱᑦ	Natiinat	117	73	26	34	32	5	4	11	29	17	4	51	403 ± 40
Bearded seal	ᐅᒻᔪᐃᑦ	Ukyuk	7	14	7	1	5			2	14				50 ± 8
Harp seal	ᖃᐃᕈᓖᑦ	Qairulik			4	2									6 ± 2
Harbour seal	ᖃᓯᒋᐊᑦ	Qanigiaq					1								1 ± 0
Walrus	ᐊᐃᕕᑦ	Akvik	2	2	7	5									16 ± 2
Beluga	ᖃᑯᑦᑕᑦ ᕿᓚᓗᒐᑦ	Kilalugak	2	20	46	8									76 ± 6
Bowhead	ᐊᕐᕕᒃ	Aivik			1										1 ± 0
Snow goose	ᑲᖑᐃᑦ	Kanguq	4,295	16										1,484	5,795 ± 679
Canada goose	ᓂᕐᓖᑦ ᐅᓗᐊᒍᓐᓖᑦ	Nikliknik	1												1 ± 1
White-fronted goose	ᓂᕐᓖᑦ	Nirlivik	5				1							16	22 ± 12
Old squaw	ᐊᒻᒋᐊᕐᔪᐃᑦ	Aahangik				18									18 ± 8
Eider duck	ᒥᑏᑦ	Kingalik	13				31							19	63 ± 21
Ptarmigan	ᐊᕿᒻᒋᑦ	Akilgik	49			15	263	571	119	16		4	6	51	1,094 ± 88
Snowy owl	ᐅᒃᐱᒃᔪᐊᑦ	Ookpik											1		1 ± 1
Eggs (unspecified)	ᐊᓯᖕᒋᑦ ᑎᒥᐊᑦ ᒪᓐᓂᖕᒋᑦ	Manniit	6,676											75	6,751 ± 1,025
Goose eggs	ᑲᖑᐃᑦ ᒪᓐᓂᖕᒋᑦ	Uluaguliit manniit	626											12	638 ± 342
Duck eggs	ᒥᑏᑦ ᒪᓐᓂᖕᒋᑦ	Tinmiat manniit	205												205 ± 122
Seagull eggs	ᓇᐅᔭᐃᑦ ᒪᓐᓂᖕᒋᑦ	Nauyat manniit	25												25 ± 24
Eider down∅	ᒥᑏᑦ ᖁᓂᖕᒋᑦ∅	Mitiit qiviungit∅	25												25 ± 24
Arctic char	ᐃᖃᓗᒃᐱᑦ	Ikaliviit	1,638	785	1,084	201	336	713	563	170	260	481	228	357	6,816 ± 478
Lake trout	ᐃᓱᕋᐃᑦ	Ikalukpik			31	33								25	89 ± 22
Cod	ᐆᒪᐃᑦ	Ugak	2		21										23 ± 8
Sculpin	ᑲᓇᔪᐃᑦ	Kanayuk			31										31 ± 12
Mussels	ᐅᕕᓗᐃᑦ	Uviluvaloet		335	277	293									905 ± 247

‡ Polar bear data supplied by DSD.
∅ Number of nests harvested.

‡ ᓇᓄᑦᓄᑦ ᑎᑎᕋᑦᑕᒪᔪᑦ ᑐᓂᔭᖕᒋᑦ ᐅᑯᐊ ᐃᑯᐱᕐᕕᓕᓇᑦ.
∅ ᖃᑦᓱᐅᓂᖕᒋᑦ ᐱᑭᐅᑦ ᓄᐊᑕᐅᔪᑦ.

‡ Nanuin nahagaumajut pijauhimajut Ikupiktulikijinik.
∅ Amigaitiginit maniktagauhimajut.

TABLE/ᓇᓗᓇᐃᔭᐅᑦ/NAUNAIKUTA 572

Monthly hunter response — **Year 5 (June 2000 - May 2001)**

ᑕᕿᑖᒪᑦ ᐊᖑᓇᓱᒃᑏᑦ ᑭᐅᓂᖏᑦ — **ᐊᒻᕋᒍ 5 (ᔫᓂ 2000 - ᒪᐃ 2001)**

Tatkiktaman pijauhimajut angunahuktinun — **Ukiunga 5 (June 2000 - May 2001)**

6.3.4

Hunter Response Categories / ᐊᖑᓇᓱᒃᑏᑦ ᑭᐅᓂᖏᑦ ᐊᒻᒪᕐᓯᒪᓂᖏᑦ	Month/ᑕᕿᖓ/Tatkia	Angunahukpaktun Kiujait	JUN ᔫᓂ	JUL ᔪᓚᐃ	AUG ᐊᐅᒻᒍᕐᑎ	SEP ᓱᑎᒻᐱᓇ	OCT ᐅᑦᑐᐱᓇ	NOV ᓄᓇᒻᐱᓇ	DEC ᑏᓯᒻᐱᓇ	JAN ᒎᓐᓄᐊᓇ	FEB ᓈᕝᕗᐊᓇ	MAR ᒪᕐᓯ	APR ᐃᕐᓇᓕ	MAY ᒪᐃ	Total ᑲᑎᑦᑐᑦ Tamakiklugin
Monthly hunter list	ᑕᕿᑖᒪᑦ ᐊᖑᓇᓱᒃᑏᑦ	Tatkitaman angunahuktut titigait	221	222	219	219	217	217	216	212	213	211	212	210	226*
Hunters interviewed	ᐊᖑᓇᓱᒃᑏᑦ ᐊᐱᕐᓱᕐᑕᑦ	Angunahuktin apikhuktan	152	205	203	200	200	200	202	174	164	186	181	162	211*
Harvested	ᐊᖑᓇᓱᒃᑐᒥᓃᑦ	Angujaujut	104	72	82	59	52	61	28	44	26	16	22	74	148*
Response Rate (%)	ᑭᐅᔪᑦ ᖃᑦᓱᐅᓂᖏᑦ (%)	Kiujut (%)	69	92	93	91	92	92	94	82	77	88	85	77	86**

* Hunters registered/interviewed/harvested at least once during the year.
** Mean monthly response rate.

* ᐊᖑᓇᓱᒃᑏᑦ ᐊᑎᓕᐅᑦᑕᐅᒪᔪᑦ/ᐊᐱᕐᓱᕐᑕᑦ/ᐊᖑᓇᓱᒃᑐᒥᓃᑦ ᐊᑕᐅᓯᐊᕐᓗᐊᑦᑐᑎᒃ ᐊᒻᕋᒥ.
** ᐊᒃᐅᒋᓕᑎᓯᒪᔪᑦ ᑕᕿᑖᒪᑦ ᑭᐅᔪᑦ.

* Angunahuktin atiliukhimajut/apikhiktaunikut/anguhimajut talvani ukiumi.
** Talvani angunahuknami kiujutaumajut.

TABLE/ᓇᓗᓇᐃᔭᐅᑦ/NAUNAIKUTA 573

Recall period between harvest and interview, expressed as % of total harvest records — **Year 5 (June 2000 - May 2001)**

ᐅᑎᕐᕕᐅᔪᑦ ᐊᑯᕐᖓᓂ ᐊᖑᓇᓱᒃᓂᖓᑕ ᐊᒻᒪᓗ ᐊᐱᕐᓱᕐᑕᐅᓂᖓᑕ, ᓇᓗᓇᐃᕐᑕᑦ ᐃᒫᒃ % ᑲᑎᑦᑐᑦ ᐊᖑᓇᓱᒃᑕᑦ ᑎᑎᕐᕐᑕᐅᒪᔪᑦ — **ᐊᒻᕋᒍ 5 (ᔫᓂ 2000 - ᒪᐃ 2001)**

Itkaumajaujut angunahuktunun apihijauvaktunutlu, kanuk amigaitiginit tamakiklugin angujauhimajut — **Ukiunga 5 (June 2000 - May 2001)**

Recall Period	Month/ᑕᕿᖓ/Tatkia	Pigiakvia	JUN ᔫᓂ	JUL ᔪᓚᐃ	AUG ᐊᐅᒻᒍᕐᑎ	SEP ᓱᑎᒻᐱᓇ	OCT ᐅᑦᑐᐱᓇ	NOV ᓄᓇᒻᐱᓇ	DEC ᑏᓯᒻᐱᓇ	JAN ᒎᓐᓄᐊᓇ	FEB ᓈᕝᕗᐊᓇ	MAR ᒪᕐᓯ	APR ᐃᕐᓇᓕ	MAY ᒪᐃ	Total ᑲᑎᑦᑐᑦ Tamakiklugin
≤ 3 months	≤ 3 ᑕᕿᑦ	≤ tatkin pingahut	47	65	34	69	94	100	100	100	100	100	100	0	64
4-6 months	4-6 ᑕᕿᑦ	tatkin hitaman 6nut	39	33	66	31	6	0	0	0	0	0	0	27	26
> 6 months	> 6 ᑕᕿᑦ	> 6 tatkin	14	2	0	0	0	0	0	0	0	0	0	73	10

TABLE/ᓇᓗᓇᐃᔭᐅᑦ/NAUNAIKUTA 574

Number of hunters harvesting each species — **Year 5 (June 2000 - May 2001)**

ᖃᑦᓯᐅᓂᖏᑦ ᐊᖑᓇᓱᒃᑏᑦ ᐊᖑᓇᓱᒃᐸᑦᑐᑦ ᐊᑐᓂᒃ ᐆᒪᔪᖅᓂᒃ — **ᐊᒻᕐᒍ 5 (ᔫᓂ 2000 - ᒪᐃ 2001)**

Amigaitiginigin angunahukpaktun anguvaktaitlu kanugitugiagin — **Ukiunga 5 (June 2000 - May 2001)**

Month/ᑕᕝᕙᖓ/Tatkia			JUN ᔫᓂ	JUL ᔪᓚᐃ	AUG ᐊᐅᒡᒍᑎ	SEP ᓱᑎᒡᐱᓇ	OCT ᐅᑦᑐᐱᓇ	NOV ᓄᓇᒡᐱᓇ	DEC ᑏᓯᒡᐱᓇ	JAN ᒎᖕᓄᐊᓇ	FEB ᓈᕝᕗᐊᓇ	MAR ᒫᕐᓯ	APR ᐃᑦᓇᓕ	MAY ᒪᐃ	Total ᑲᑎᑦᑐᑦ Tamakiklugin
Species	**ᐆᒪᔪᑦ**	**Umajuin**													
Caribou	ᑐᒃᑐᐃᑦ	Tuktut	30	35	60	43	28	31	20	35	15	8	20	30	113
Polar bear#	ᓇᓄᐃᑦ#	Nanuit#	n/d	n/d	n/d	n/d	n/d	n/d	n/d	n/d	n/d	n/d	n/d	n/d	n/d
Wolf	ᐊᒪᕈᐃᑦ	Amagut						1						1	2
Arctic fox	ᑎᓇᒐᖕᓂᐊᑦ	Tigiganiat					1	22	11	15	5	8			35
Arctic hare	ᐅᑲᓖᑦ	Ukalik										1			1
Ringed seal	ᓇᑦᓱᑦ	Natiinat	35	17	10	10	11	4	2	6	8	7	2	8	57
Bearded seal	ᐅᒡᔪᐃᑦ	Ukyuk	3	9	5	1	3			2	5				19
Harp seal	ᖃᐃᕈᓖᑦ	Qairulik			1	1									1
Harbour seal	ᖃᓯᒋᐊᑦ	Qanigiaq					1								1
Walrus	ᐊᐃᕕᑦ	Akvik	1	1	7	4									10
Beluga	ᖃᑯᑦᑕᑦ ᕿᓚᓗᒐᑦ	Kilalugak	2	10	20	3									28
Bowhead	ᐊᕐᕕᒃ	Aivik			1										1
Snow goose	ᑲᖑᐃᑦ	Kanguq	69	1										34	85
Canada goose	ᓂᕐᓖᑦ ᐅᓗᐊᒍᓖᑦ	Nikliknik	1												1
White-fronted goose	ᓂᕐᓖᑦ	Nirlivik	1				1							3	4
Old squaw	ᐊᒻᒋᐊᕐᔪᐃᑦ	Aahangik				1									1
Eider duck	ᒥᑏᑦ	Kingalik	4				1							1	5
Ptarmigan	ᐊᕿᒡᒋᑦ	Akilgik	3			3	18	28	9	4		1	2	3	49
Snowy owl	ᐅᒃᐱᒃᔪᐊᑦ	Ookpik											1		1
Eggs (unspecified)	ᐊᓯᖕᒋᑦ ᑎᒥᐊᑦ ᒪᖕᓂᖕᒋᑦ	Manniit	40											1	40
Goose eggs	ᑲᖑᐃᑦ ᒪᖕᓂᖕᒋᑦ	Uluaguliit manniit	3											1	4
Duck eggs	ᒥᑏᑦ ᒪᖕᓂᖕᒋᑦ	Tinmiat manniit	2												2
Seagull eggs	ᓇᐅᔭᐃᑦ ᒪᖕᓂᖕᒋᑦ	Nauyat manniit	1												1
Eider down	ᒥᑏᑦ ᖁᓂᕐᖕᒋᑦ	Mitiit qiviungit	1												1
Arctic char	ᐃᖃᓗᒃᐲᑦ	Ikaliviit	43	34	32	13	13	10	6	1	9	2	1	24	97
Lake trout	ᐃᓱᕋᐃᑦ	Ikalukpik			1	2								6	9
Cod	ᐆᒐᐃᑦ	Ugak	1		1										2
Sculpin	ᑲᓇᔪᐃᑦ	Kanayuk			1										1
Mussels	ᐅᕕᓗᐃᑦ	Uviluvaloet		2	3	3									8

‡‡ No data are available corresponding to the harvest numbers shown in the harvest estimates table which were provided by DSD.

‡‡ ᑎᑎᕋᓯᒪᔪᓂᒃ ᐱᑕᖃᖕᖏᑦᑐᖅ ᐱᔾᔪᑎᓕᖕᓂᒃ ᐊᖑᔭᑦ ᖃᑦᓯᐅᓂᖏᖕᓄᑦ ᐊᓚᒃᑲᐅᒪᔪᓄᑦ ᐊᖑᔭᓄᑦ ᓇᓚᐅᑦᓴᕈᑎᓂ ᑐᓂᔭᖏᖕᓂ ᐃᑯᐱᕐᓕᓕᓇᑦ.

‡‡ Nahagauhimaitut titigakhimajunik pitman kanuk angujaukatakhimajunik kanukitunit pijaumajut ikupiktulikijinik.

TABLE/ᓇᓗᓇᐃᔭᐅᑦ/NAUNAIKUTA 575

Annual harvest estimates and five-year mean — **All Years (June 1996 - May 2001)**

ᐊᒡᕋᒍᑕᒦᑦ ᐊᖑᔭᓄᑦ ᓇᓚᐅᑦᓴᕈᑏᑦ ᐊᒻᒪᓗ ᑕᓪᓕᒪᓄᑦ-ᐊᒡᕋᒍᓄᑦ ᐊᔾᔨᒌᓕᕐᑎᓯᒪᔪᑦ ᑕᒪᐃᓐᓄᑦ ᐊᒡᕋᒍᓄᑦ (ᔫᓂ 1996 - ᒪᐃ 2001)

Study Year/ᖃᐅᔨᓴᕐᕕᒃ ᐊᒡᕋᒍ/Ihivgiukimayut Ukiumi			1	2	3	4	5	Mean ᐊᔾᔨᒌᓕᕐᑎᓯᒪᔪᑦ Amigaitkiyait
			96/97	97/98	98/99	99/00	00/01	
Species	ᐆᒪᔪᑦ	**Umajuin**						
Caribou[1]	ᑐᒃᑐᐃᑦ[1]	Tuktut[1]	1,376	1,213	1,940	1,693	1,128	1,470
Polar bear[2]	ᓇᓄᐃᑦ[2]	Nanuit[2]	33	27	30	36	33	32
Wolf[3]	ᐊᒪᕆᐃᑦ[3]	Amagut[3]	0	0	15	0	2	3
Arctic fox[4]	ᑎᓇᒐᓐᓂᐊᑦ[4]	Tigiganiat[4]	1,051	1,228	918	675	1,533	1,081
Arctic hare[5]	ᐅᑲᓖᑦ[5]	Ukalik[5]	5	12	39	0	2	12
Seals (unspecified)	ᓯᖕᑯᓖᑦ	Natiit	61	14	13	0	0	18
Ringed seal	ᓇᑦᓱᑦ	Natiinat	633	621	778	1,123	403	712
Bearded seal	ᐅᒡᔪᐃᑦ	Ukyuk	104	67	87	72	50	76
Harp seal[6]	ᖃᐃᕈᓖᑦ[6]	Qairulik[6]	65	20	0	0	6	18
Harbour seal	ᖃᓯᒋᐊᑦ	Qanigiaq	0	0	0	0	1	<1
Walrus[7]	ᐊᐃᓈᑦ[7]	Akvik[7]	26	9	22	24	16	19
Beluga[8]	ᖃᑯᑦᑕᑦ ᕿᓚᓗᒐᑦ[8]	Kilalugak[8]	85	69	117	103	76	90
Bowhead	ᐊᕐᕕᒃ	Aivik	0	0	0	0	1	<1
Geese (unspecified)	ᓂᕐᓖᑦ	Kanguk	449	34	880	121	0	297
Snow goose[9]	ᑲᖑᐃᑦ[9]	Kanguq[9]	5,359	4,135	4,803	5,367	5,795	5,092
Canada goose[9]	ᓂᕐᓖᑦ ᐅᓗᐊᒍᓖᑦ[9]	Nikliknik[9]	137	0	18	31	1	37
Brant goose	ᓂᕐᓕᕐᓇᐃᑦ	Nirlirnaq	1	0	16	0	0	3
White-fronted goose[10]	ᓂᕐᓖᑦ[10]	Nirlivik[10]	0	63	0	29	22	23
Ducks (unspecified)	ᒥᑏᑦ	Tinmiat	34	12	16	0	0	12
Old squaw	ᐊᒡᒋᐊᕐᔪᐃᑦ	Aahangik	0	0	0	0	18	4
Eider duck[11]	ᒥᑏᑦ[11]	Kingalik[11]	34	0	0	0	63	19
Ptarmigan	ᐊᕿᒡᒋᑦ	Akilgik	1,447	1,374	1,585	1,101	1,094	1,320
Sandhill crane	ᑕᑎᒡᒐᕐᔪᐊᑦ	Tatilgaq	0	0	0	1	0	<1
Snowy owl	ᐅᒃᐱᒃᔪᐊᑦ	Ookpik	0	0	0	0	1	<1
Eggs (unspecified)[12]	ᒪᓐᓂᑦ[12]	Manniit[12]	488	0	7	497	6,751	1,549
Goose eggs[12]	ᑲᖑᐃᑦ ᒪᓐᓂᖕᒋᑦ[12]	Uluaguliit manniit[12]	3,816	5,145	5,668	5,801	638	4,214
Duck eggs[12]	ᒥᑏᑦ ᒪᓐᓂᖕᒋᑦ[12]	Tinmiat manniit[12]	16	0	27	0	205	50
Seagull eggs[12]	ᓇᐅᔭᐃᑦ ᒪᓐᓂᖕᒋᑦ[12]	Nauyat manniit[12]	33	48	31	0	25	27
Eider down[Ø13]	ᒥᑏᑦ ᖁᓂᕈᖕᒋᑦ[Ø13]	Mitiit qiviungit[Ø13]	0	358	52	0	25	87
Arctic char[14]	ᐃᖃᓗᒃᐲᑦ[14]	Ikaliviit[14]	4,066	5,709	7,228	9,473	6,816	6,658
Freshwater fish (unspecified)	ᑕᓇᐅᖑᓐᖕᒋᑦᑐᒥ ᐃᖃᓗᐃᑦ	Tahinik Ikaluit	4	0	0	0	0	1
Lake trout[15]	ᐃᓱᕋᐃᑦ[15]	Ikalukpik[15]	76	10	35	16	89	45
Cod[16]	ᐆᒪᐃᑦ[16]	Ugak[16]	71	79	107	47	23	65
Sculpin[17]	ᑲᓇᔪᐃᑦ[17]	Kanayuk[17]	94	2	133	15	31	55
Mussels[18]	ᐅᕕᓗᐃᑦ[18]	Uviluvaloet[18]	315	0	2,992	3,161	905	1,475

Ø Number of nests harvested.
[1-18]: See page 701 for community feedback and other sources of data.

Ø ᖃᕐᓯᐅᓂᖕᒋᑦ ᐱᑭᐅᑦ ᓄᐊᑕᐅᔪᑦ.
[1-18]: ᑕᑯᒍᒃ ᒪᕐᐱᑐᒐᖅ 703 ᓄᓇᓖᑦ ᑭᐅᔭᐊᑎᖕᒋᑦ ᐊᒻᒪᓗ ᐊᓯᖕᒋᑦ ᐱᒡᕕᐅᔪᑦ ᓈᒐᐅᑎᓂᒃ.

Ø Amigaitiginit maniktagauhimajut.
[1-18]: Takulugu makpigaak 705 nunanit kiutjutinganik ovalo aalanik naunaiyautainik.

TABLE/ᓇᓗᓇᐃᔭᐅᑦ/NAUNAIKUTA 576

Annual hunter response
ᐊᒡᕋᒍᑕᒫᑦ ᐊᖑᓇᓱᒃᑏᑦ ᑭᐅᓂᖏᑦ
Angujauvaktu

All Years (June 1996 - May 2001)
ᑕᒪᐃᓐᓄᑦ ᐊᒡᕋᒍᓄᑦ (ᔫᓂ 1996 - ᒪᐃ 2001)
Tamamik ukiuni (June 1996 - May 2001)

Study Year/ᖃᐅᔨᓴᕐᕕᒃ ᐊᒡᕋᒍ/Ihivgiukimayut Ukiumi			1	2	3	4	5	Total ᑲᑎᑦᑐᑦ Tamakiklugin
			96/97	97/98	98/99	99/00	00/01	
Hunter Response Categories	ᐊᖑᓇᓱᒃᑏᑦ ᑭᐅᓂᖏᑦ ᐊᒡᕋᓯᒪᓂᖏᑦ	**Angunahukpaktun Kiujait**						
Monthly hunter list	ᑕᑭᑕᒫᑦ ᐊᖑᓇᓱᒃᑏᑦ	Tatkitaman angunahuktut titigait	256	254	266	244	226	283*
Hunters interviewed	ᐊᖑᓇᓱᒃᑏᑦ ᐊᐱᕐᓱᕐᑕᑦ	Angunahuktin apikhuktan	253	213	245	225	211	269*
Harvested	ᐊᖑᓇᓱᒃᑐᒥᓃᑦ	Angujaujut	163	114	152	148	148	215*
Response Rate (%)	ᑭᐅᔪᑦ ᖃᑦᔪᐅᓂᖏᑦ (%)	Kiujut (%)	72	54	42	68	86	64**

* Hunters registered/interviewed/harvested at least once during the study.
** Mean annual response rate.

* ᐊᖑᓇᓱᒃᑏᑦ ᐊᑎᓕᐅᔪᒪᔪᑦ/ᐊᐱᕐᓱᕐᑕᑦ/ᐊᖑᓇᓱᒃᑐᒥᓃᑦ ᐊᑕᐅᓯᐊᕐᓗᐊᑦᑐᑎᒃ ᖃᐅᔨᓴᕐᓂᕐᒥ.
** ᐊᔾᔨᒌᓕᕐᑎᓯᒪᔪᑦ ᐊᒡᕋᒍᑕᒫᑦ ᑭᐅᔪᑦ.

* Angunahuktin atiliukhimajut/apikhiktaunikut/anguhimajut talvani kaujihatatiplugin.
** Atjikilirhimajut ukiumun kiutjutaujut.

TABLE/ᓇᓗᓇᐃᔭᐅᑦ/NAUNAIKUTA 577

Recall period between harvest and interview, expressed as % of total harvest records
ᐅᑎᕐᕕᐅᔪᑦ ᐊᑯᕐᖓᓂ ᐊᖑᓇᓱᓐᓂᖓᑕ ᐊᒻᒪᓗ ᐊᐱᕐᓱᕐᑕᐅᓂᖓᑕ, ᓇᓗᓇᐃᕐᑕᑦ ᐃᒫᒃ % ᑲᑎᑦᑐᑦ ᐊᖑᓇᓱᒃᑕᑦ ᑎᑎᕐᕐᑕᐅᒪᔪᑦ
Angunahuktin apikhuktaujut, iluakhagaujutl % tamakiklugit angujauhimajut umajut

All Years (June 1996 - May 2001)
ᑕᒪᐃᓐᓄᑦ ᐊᒡᕋᒍᓄᑦ (ᔫᓂ 1996 - ᒪᐃ 2001)
Tamamik ukiuni (June 1996 - May 2001)

Study Year/ᖃᐅᔨᓴᕐᕕᒃ ᐊᒡᕋᒍ/Ihivgiukimayut Ukiumi			1	2	3	4	5	Total ᑲᑎᑦᑐᑦ Tamakiklugin
			96/97	97/98	98/99	99/00	00/01	
Recall Period	ᐅᑎᕐᕕᐅᔪᑦ	**Pigiakvia**						
≤ 3 months	≤ 3 ᑕᕿᑦ	≤ tatkin pingahut	80	27	52	49	64	57
4-6 months	4-6 ᑕᕿᑦ	tatkin hitaman 6nut	9	25	10	26	26	19
> 6 months	> 6 ᑕᕿᑦ	> 6 tatkin	11	48	38	25	10	24

TABLE/ᓇᓗᓇᐃᔭᐅᑦ/NAUNAIKUTA 578

Number of hunters harvesting each species
ᖃᑦᓯᐅᓂᖏᑦ ᐊᖑᓇᓱᒃᑏᑦ ᐊᖑᓇᓱᒃᐸᑦᑐᑦ ᐊᑐᓂᒃ ᐆᒪᔪᕐᓂᒃ
Angunahuktin angutivaktun umajunik

All Years (June 1996 - May 2001)
ᑕᒪᐃᓐᓄᑦ ᐊᒃᕋᒍᓄᑦ (ᔫᓂ 1996 - ᒪᐃ 2001)
Tamamik ukiuni (June 1996 - May 2001)

Study Year/ᖃᐅᔨᓴᕐᕕᒃ ᐊᒃᕋᒍ/Ihivgiukimayut Ukiumi			1 96/97	2 97/98	3 98/99	4 99/00	5 00/01	Total ᑲᑎᑦᑐᑎᑦ Tamakiklugin
Species	ᐆᒪᔪᑦ	**Umajuin**						
Caribou	ᑐᒃᑐᐃᑦ	Tuktut	124	79	111	109	113	165
Polar bear#	ᓇᓄᐃᑦ#	Nanuit#	n/d	n/d	n/d	n/d	n/d	n/d
Wolf	ᐊᒪᕈᐃᑦ	Amagut			3		2	4
Arctic fox	ᑎᓇᒐᓐᓂᐊᑦ	Tigiganiat	27	18	13	13	35	60
Arctic hare	ᐅᑲᓖᑦ	Ukalik	2	4	4		1	11
Seals (unspecified)	ᓱᖅᑯᓖᑦ	Natiit	11	3	2			16
Ringed seal	ᓇᑦᓱᑦ	Natiinat	78	53	68	76	57	124
Bearded seal	ᐅᒡᔪᐃᑦ	Ukyuk	32	19	22	28	19	68
Harp seal	ᖃᐃᕈᓖᑦ	Qairulik	24	8			1	32
Harbour seal	ᖃᓯᒋᐊᑦ	Qanigiaq					1	1
Walrus	ᐊᐃᓈᑦ	Akvik	9	4	4	10	10	24
Beluga	ᖃᑯᑦᑕᑦ ᕿᓚᓗᒐᑦ	Kilalugak	27	9	17	27	28	69
Bowhead	ᐋᕐᕕᒃ	Aivik					1	1
Geese (unspecified)	ᓂᑦᓖᑦ	Kanguk	12	1	13	4		28
Snow goose	ᑲᖑᐃᑦ	Kanguq	78	53	70	80	85	156
Canada goose	ᓂᑦᓖᑦ ᐅᓗᐊᒍᓐᓖᑦ	Nikliknik	6		2	2	1	11
Brant goose	ᓂᑦᓕᑦᓇᐃᑦ	Nirlirnaq	1		1			2
White-fronted goose	ᓂᑦᓖᑦ	Nirlivik		1		1	4	6
Ducks (unspecified)	ᒥᑏᑦ	Tinmiat	3	1	1			3
Old squaw	ᐊᒃᑭᐊᕐᔪᐃᑦ	Aahangik					1	1
Eider duck	ᒥᑏᑦ	Kingalik	3				5	7
Ptarmigan	ᐊᕿᒃᑲᑦ	Akilgik	50	38	42	50	49	107
Sandhill crane	ᑕᑎᒃᒐᕐᔪᐊᑦ	Tatilgaq				1		1
Snowy owl	ᐅᒃᐱᒃᔪᐊᑦ	Ookpik					1	1
Eggs (unspecified)	ᒪᓐᓂᑦ	Manniit	6		1	5	40	50
Goose eggs	ᑲᖑᐃᑦ ᒪᓐᓂᖏᑦ	Uluaguliit manniit	39	20	20	36	4	79
Duck eggs	ᒥᑏᑦ ᒪᓐᓂᖏᑦ	Tinmiat manniit	2		2		2	6
Seagull eggs	ᓇᐅᔭᐃᑦ ᒪᓐᓂᖏᑦ	Nauyat manniit	4	1	1		1	7
Eider down	ᒥᑏᑦ ᖁᓂᕐᖏᑦ	Mitiit qiviungit		3	2		1	5
Arctic char	ᐃᖃᓗᒃᐲᑦ	Ikaliviit	66	49	61	84	97	151
Freshwater fish (unspecified)	ᑕᓇᐅᖑᓐᖏᑦᑐᒥ ᐃᖃᓗᐃᑦ	Tahinik Ikaluit	1					1
Lake trout	ᐃᓱᖁᐃᑦ	Ikalukpik	2	3	2	2	9	17
Cod	ᐆᒐᐃᑦ	Ugak	13	5	4	4	2	23
Sculpin	ᑲᓇᔪᐃᑦ	Kanayuk	10	1	4	1	1	16
Mussels	ᐅᕕᓗᐃᑦ	Uviluvaloet	3		10	5	8	23

‡‡ No data are available corresponding to the harvest numbers shown in the harvest estimates table which were provided by DSD.

‡‡ ᑎᑎᕋᓯᒪᔪᓂᒃ ᐱᑕᖃᖅᑐᖅ ᐱᔾᔪᑎᓐᓂᒃ ᐊᖑᔭᑦ ᖃᓯᐅᓂᖏᓐᓄᑦ ᐊᓚᒃᑲᐅᒪᔪᓄᑦ ᐊᖑᔭᓄᑦ ᓇᓚᐅᖁᕐᔭᑎᓂ ᑐᓂᔭᖏᓐᓂ ᐃᑯᐱᕐᕕᓕᕆᔨᑦ.

‡‡ Nahagauhimaitut titigakhimajunik pitman kanuk angujaukatakhimajunik kanukitunit pijaumajut ikupiktulikijinik.

6.3.4

6.3.4 Community Results Discussion: Coral Harbour

The survey frame:

An assessment of under-enumeration during the community visit indicated that there were very few hunters who were not registered in the Harvest Study. It is estimated that there were five non-Inuit hunters with assigned hunting rights, all occasional hunters. As discussed in Section 5.2.1 the effect of this under-enumeration would have led to a downward bias of the harvest estimates. However, the extent of the bias is likely very small since the missing hunters only represent two percent of the total hunter population (Table 10).

Survey coverage and non-response bias:

Response rates were low in several months in each year of the study with the exception of year 5 when response rates were relatively high. Data from years 2 to 4 should be used with caution since rates dropped below 50% in many of these months, some dropping as low as 14%. As seen in Table 9 the consistent intentional non-response rate in Coral Harbour was moderate, at 4.6%, and there is a potential for non-response bias as a result. Given this and the low response rates in many years of the study, the potential for both sampling error and non-response bias is high in some months of the study.

Response rates were felt to be high enough and non-response bias low enough during year 5 to ensure that n did in fact constitute a sufficiently representative sample of N hunters. Readers should exercise caution when using the data collected in the other years.

Measurement issues and response error:

It was reported during the community visit that some hunters did not keep track of the number of eggs harvested. Further details are provided in the community feedback and other sources of data section below. Section 5.4 also contains a thorough discussion of this issue.

As seen in the recall period tables, problems with long recall periods were encountered in some years, particularly years 2, 3 and 4. During the course of the study 24% of the harvest records had recall periods of over six months. This calls into question the ability of hunters to accurately remember what they had harvested and may have resulted in some measurement error.

As indicated in the comments below, there is an annual commercial caribou harvest. The Harvest Study did not collect information on these commercial harvests. Although some hunters may have included a commercial harvest along with their subsistence harvest this was thought to be rare and harvest estimates should be viewed as the subsistence harvest only.

DFO issued licences for commercial harvests of arctic char from Duke of York Bay and from Cleveland River; however no catch data were reported (DFO F). The harvest estimates for arctic char should also be viewed as the subsistence harvest only.

Community feedback and other sources of data:

1. **Caribou:** Caribou harvesting consisted of barren-ground caribou. There was a commercial harvest of caribou each year in Coral Harbour but very few of these were thought to be reported during the Harvest Study. Harvest estimates displayed in the tables represent the subsistence harvest of the community and seem accurate (C.F.).
2. **Polar bear:** Numbers displayed are not estimates but confirmed harvest numbers supplied by DSD (DSD PB).
3. **Wolf:** The harvest estimate of 15 in year 3 seems too high. A wolf pack came over in 1998/99 and each year since then at least one is harvested (C.F.).
4. **Arctic fox:** Harvest estimates seem low (C.F.). Almost all furs are sold, so in order to verify harvest estimates, data were obtained from DSD detailing the number of pelts sold by hunters. DSD reports were available for 1999/2000 and 2000/2001 (years 4 and 5) and indicate that 1056 arctic fox pelts were purchased from Coral Harbour hunters in 1999/2000 (year 4) and 1880 were purchased in 2000/2001 (year 5) (note that DSD data are based on harvest years that run from July to June, whereas Harvest Study data are based on harvest years that run from June to May) (DSD FB). Both of these numbers exceed the harvest estimates confirming that estimates are likely low.
5. **Arctic hare:** Harvest estimates seem too low. Some are harvested every year, so in year 4 when none were reported there were likely some hares taken (C.F.).
6. **Harp seal:** It appears that some harp seal harvests were not reported; hunters harvest harp seals every year. The harvest estimate in year 2 seems accurate (C.F.).
7. **Walrus:** The annual quota was 60 animals, but all tags were not always used. A mean harvest of about 19 animals as displayed is in the right range. It was suggested however, that the harvest estimates in the first few years seem low since there was more harvesting of walrus then (C.F.).
8. **Beluga:** The community considers the harvest estimates to be in the right range; the average harvest seems accurate (C.F.). However, DFO reports the following, much lower, harvest numbers for beluga (note that DFO data are based on fiscal years, whereas Harvest Study data are based on years that run from June to May) (DFO N/B):

96/97	97/98	98/99	99/00	00/01
31	30	25	50	38

9 **Canada goose/snow goose:** Some harvest estimates seem too low. In general hunters harvest about 1 Canada goose to every 5 snow geese. Snow goose estimates were thought to be in the right range but Canada goose estimates appear to be quite low. It is possible that many of the unidentified geese harvested were actually Canada geese (C.F.).

10 **White-fronted goose:** Similarly to the Canada geese, the harvest estimates of white-fronted geese seem too low. The community estimates that on average about 1000 are harvested each year (C.F.).

11 **Eider duck:** Both king eider and common eiders are harvested, but common eiders are harvested in larger numbers. Harvest estimates seem low; the community feels that a more accurate estimate would be between 70 and 80 per year (C.F.).

12 **Eggs:** Hunters do not count the eggs they gather. They may get one box but they do not count how many are in the box. Most hunters when interviewed would need to either estimate their harvest or would often not report their eggs. Harvest estimates seem low. The majority of eggs collected were snow goose eggs; harvest estimates should be higher than the number of geese harvested. There was also some harvesting of eider duck eggs and seagull eggs. These harvest estimates also appear low in the data tables (C.F.).

13 **Eider down:** People have not kept track of the down they have harvested; estimates are too low. Some down was harvested each year. One person easily collects 2 to 3 bags of down and each bag could contain the down of over 80 nests (C.F.).

14 **Arctic char:** Harvest estimated for char increased in year 4 since a bridge was built that made fishing areas more accessible. Fishing derbies occur annually. No commercial harvesting of char occurred during the Harvest Study. Total char numbers look fairly accurate (C.F.).

15 **Lake trout:** Harvest estimates look to be in the right range but years 2 and 4 may be a little low. However, fishing derbies do not occur every year for trout and these years may have been without trout derbies. Weather influences whether or not there is a derby since harvesters need to go far to get to the trout lakes (C.F.).

16 **Cod:** Harvest estimates look very low; there are cod derbies every year. It is assumed that hunters did not report their cod catch. Estimates in the range of 1000 would be more accurate (C.F.).

17 **Sculpin:** Harvest estimates are very low for sculpin as well. For every cod caught there are probably 2-3 sculpin caught, so a catch of a few 1000 per year would be more accurate (C.F.).

18 **Mussels:** Harvest estimates are much too low. Many are taken each year. For example in 2002 during Hamlet days the community harvested 14,000 in one day. Most are harvested by women and children; everyone eats them (C.F.).

No narwhal were reported during the study but the community had a quota of 10 whales annually and there were some harvested by Coral Harbour hunters. DFO reports the following harvest numbers for narwhal (note that DFO data are based on fiscal years, whereas Harvest Study data are based on harvest years that run from June to May) (DFO N/B):

96/97	97/98	98/99	99/00	00/01
10	9	4	0	0

Similarly, turbot are harvested by the community and none were reported during the study (C.F.).

6.3.4 ᓄᓇᓕᖕᓂ ᓴᖅᑭᑕᐅᔪᓂᒃ ᐅᖃᖃᑎᒌᒋᑎᑦ: ᓴᕐᓗᖅ

ᖃᐅᔨᓴᓂᐅᑉ ᐋᖅᑭᐅᒪᓂᖓ:

ᕿᒥᕐᕈᔭᐅᑎᓪᓗᒋᑦ ᐊᑎᓕᐅᓇᖏᓗᐊᖅᐸᓂᐅᔪᑦ ᓄᓇᓕᑦ ᐳᓚᕐᖅᑕᐅᑎᓪᓗᒋᑦ ᑕᑯᑎᑦᓯᓚᐅᖅᑐᑦ ᑕᒫᓂ 14ᖓᔪᑦ ᐊᖓᓇᓱᒃᑎᑦ ᐊᑎᖃᖃᑕᐅᓚᐅᖏᓐᓂᖏᓐᓂᒃ ᖃᐅᔨᓴᓐᓂᕐᒧᑦ. 12ᖏᑦ ᐃᓅᓪᓗᑎᒃ, ᑕᒪᒥᒃ ᖃᑯᑎᒃᑯᑦ ᐊᖓᓇᓱᐸᑦᑐᑎᒃ. ᐃᓱᒪᒋᔭᐅᓯᒪᔪᖅ ᒪᕿᓚᐅᓇᐊᖏᓐᓂᒃ ᐃᓅᖏᑦᑑᒃ ᑎᒍᒥᐊᖅᑑᓐᓂᒃ ᐊᖓᓇᓱᒍᓐᐅᒻᒥᒃ ᐊᑎᖃᖃᑕᐅᓚᐅᓐᖏᑦᑑᓐᓂᒃ, ᑕᒪᒃᑭᒃ ᖃᑯᑎᒃᑯᑦᑕᐅᖅ ᐊᖓᓇᓱᐸᑦᑐᑎᒃ. ᐅᖃᐅᓯᐅᒻᒪᑕ ᓈᓴᐅᑎᒥ 5.2.1 ᑕᒪᑐᒪ ᐊᑎᓕᐅᓇᖏᓗᐊᕈᑎᐅᑉ ᐱᒍᑕᐅᓂᖓ ᐊᑦᑎᕝᓕᓂᑦᓯᒪᒐᔭᖅᑐᐃᑦ ᐆᒪᔪᖅᑕᐅᕝᑦᑐᑦ ᖃᑦᓯᐅᕝᓂᖏᓐᓂᒃ. ᐃᓱᒪᒋᓪᓗᒍ ᑕᒪᒃᑯᐊ ᐊᑎᖃᖃᑕᐅᖏᑦᑐᑦ 13%ᓇᒻᒪᒃᔪᑦ ᑲᑎᑕᐅᒐᔭᕈᑎᒃ ᐊᖓᓇᓱᑦᑎᓕᒫᑦ (ᓇᓕᖅᑲᖅ 10)

ᖃᐅᔨᓴᖅᑕᐅᔪᑦ ᐊᒻᒪ ᐃᓚᓕᐅᓇᔭᐅᕝᖏᑦᑐᑦ ᑭᐅᕝᖏᑦᑐᑦ:

ᑭᐅᖃᑦᑕᓂᐅᔪᖅ ᐊᑉᐸᓯᓚᐅᖅᑐᖅ ᐊᒥᓱᒃᑦᓚᐅᔪᓂ ᑕᖅᑭᓂ ᐊᕐᕌᒍᑕᒫᓐ ᖃᐅᔨᓴᓂᕐᒥ ᐱᖏᑕᑐᐊᓇᓪᓗᒍ ᐊᕐᕌᒍ 5 ᑭᐅᖃᑕᓂᐅᔪᖅ ᖁᕝᕙᓯᓪᓗᐊᑲᓚᓚᐅᖅᑐᖅ. ᑎᑎᖃᐃᑦ ᐊᕐᕌᒍᓂᑦ 2-ᒥᑦ 4-ᒧᑦ ᐊᑐᖅᑕᐅᔭᓇᖃᖅᑐᐃᑦ ᐅᔾᔨᓇᓗᒋᑦ ᐊᒥᒍᓂᖏᑦ ᑲᑕᑦᑎᓪᓗᒋᑦ ᐊᑖ ᓂ 50ᐳᓯᑦ ᐊᒥᓱᓂ ᑕᖅᑭᐅᔪᓂ, ᐃᓚᖏᑦ ᑲᑕᑦᑐᑎᒃ 14-ᐳᓯᑦᒧᑦ. ᑕᑯᑎᑦᓯᒻᒪᑕ ᓇᓕᖅᑲᒥ 9 ᐱᔭᓇᓪᓗᑎᒃ ᑭᐅᑦᑕᐃᓕᓴᐃᓐᓇᐸᑦᑐᑦ ᓴᕐᓗᒥ ᐊᑦᓱᓗᐊᓚᐅᖏᑦᑐᑦ, 4.6%ᒥᑦᑐᑎᒃ, ᑕᐃᒪᐃᓐᓂᖓᓄᑦ ᐃᓚᓕᐅᓇᖏᓐᓂᖃᐃᓐᓇᐊᓕᒃ ᑭᐅᕝᖏᑦᑐᓂᒃ. ᑕᒪᓐᓇ ᐃᓱᒪᒋᓪᓗᒍ ᐊᒻᒪᓗ ᖃᑦᑎᓐᓇᐅᕝᖏᑦ ᑭᐅᕝᑦᑐᑦ ᐅᑭᐅᓂ ᐊᒥᓱᓂᒃ ᖃᐅᔨᓴᓂᖃᖅᑎᓪᓗᒍ, ᑕᒻᒪᖅᓱᐅᔪᖅᑐᐃᓐᓇᐊᖃᕐᓂᖓ ᐃᓚᓕᐅᖅᑕᐅᖏᓗᐊᕐᓂᖏᓪᓗ ᑭᐅᕝᖏᑦᑐᐃᑦ ᐊᒃᓱᑲᓕᐅᔪᓐᓇᖅᑐᖅ ᑕᖅᑭᑦ ᐃᓚᖏᓐᓂ ᖃᐅᔨᓴᓂᖃᖅᑎᓪᓗᒍ.

ᑭᐅᕝᑦᑎᒥᓂᖏᑦ ᐊᒥᓱᑦᑎᐊᕐᓱᒋᔭᐅᓚᐅᖅᑐᑦ ᐊᒻᒪᓗ ᑭᐅᕝᖏᑦᑐᑦ ᐅᓄᓗᐊᕐᑎᒃ ᐅᑭᐅᖓᓂ 5 ᑖᒃᑯᐊ ᐊᐱᖅᓱᖅᑕᐅᕝᑦᑐᑦ ᖃᑦᑎᐅᓂᖏᑦ ᒥᑦᓴᐅᓯᓯᒪᑦᑎᐊᕐᓂᖏᓐᓂᒃ ᐊᖓᓇᓱᑦᑎᓂᒃ ᐊᑎᖃᖃᑕᐅᔪᓂᒃ. ᐅᖃᓚᒫᖅᐸᑦᑐᑦ ᐅᔾᔨᖅᑐᒋᐊᖃᖅᑐᑦ ᐊᑐᕐᓂᐊᕈᓐᓂᒃᔪᒃ ᐊᑦᓚᑕᐅᓯᒪᔪᐃᑦ ᓄᐊᑕᐅᓯᒪᔪᑦ ᐅᑭᐅᓂᑦ ᐊᓯᖏᓐᓂ.

ᓱᖅᑯᐃᖅᓯᔪᑎᓄᓕᖓᔪᑦ ᐊᒻᒪ ᑭᐅᔪᑎᑦ ᑕᒻᒪᖅᓯᒪᐅᖅᑐᑦ:

ᐅᖃᐅᓯᐅᓚᐅᖅᑐᖅ ᓄᓇᓕᑦ ᐳᓚᕐᖅᑕᐅᑎᓪᓗᒋᑦ ᐃᓚᖏᑦ ᐊᖓᓂᐊᖅᑎᑦ ᓇᐅᑦᓯᖅᑐᖅᑕᓚᐅᖏᓐᓂᖏᓐᓂᒃ ᖃᑦᑎᓂᒃ ᒪᕐᓂᑕᖅᑐᒥᓂᐅᔭᓇᐊᖏᓐᓂᒃ. ᓇᓗᓇᐃᔭᓇᐊᖃᖅᑭᑎᑦ ᐊᑐᐃᓐᓇᐅᑎᑕᐅᔪᑦ ᓄᓇᓕᖕᓂᑦ ᑭᐅᔪᑎᐅᔪᓂ ᐊᒻᒪᓗ ᐊᓯᖏᓐᓂᑦ ᐊᓕᑕᐅᓯᒪᔪᐃᑦ ᓈᓴᐅᑎᓐᓂᑦᑐᓂᒃ ᐊᑖᓂ. ᓈᓴᐅᑦ 5.4 ᐃᓗᓕᖅᑲᐅᕝᒥᔪᖅ ᐅᖃᐅᓯᐅᕈᓘᔭᖅᓯᒪᔪᓂᒃ ᑕᒪᑐᒪ ᒥᑦᓴᓄᑦ.

ᑕᐃᒫᒃ ᑕᑯᑎᑦᓯᒻᒪᑕ ᓇᓕᖅᑲᓂᑦᑐᑦ ᐊᑯᑦᑐᓂᖏᑕ ᐃᖅᑲᐅᒪᔭᕆᐊᖃᖅᐸᑦᑕᖏᑕ, ᐊᑲᐃᑦᓕᐅᕈᑏᐃᓐ ᐊᑯᓂᐅᔪᖅ ᐃᖅᑲᐅᒪᒐᓱᐊᖅᓱᑦᒧᑦ ᐊᑐᖅᑕᐅᖃᑕᓚᐅᖅᑐᖅ ᐃᓚᖏᓐᓂ ᐊᕐᕌᒍᔪᓂ, ᐱᓗᐊᖅᑐᒥ ᐊᕐᕌᒍᓂ 2, 3, ᐊᒻᒪ 4. ᖃᐅᔨᓴᖅᑐᖃᖅᑎᓪᓗᒍ 24-ᐳᓯᑦᑕᖏᑦ ᐊᖓᔭᐅᔪᐃᑦ ᑎᑎᕋᖅᑕᐅᓯᒪᓂᖏᓐᓂᑦ ᐃᖅᑲᐅᒪᔭᕆᐊᖃᖅᑕᓚᐅᖅᑐᐃᑦ ᐅᖓᑖᓂ ᐱᖓᓱᔪᖅᑐᓐ ᑕᖅᑭᓐ. ᐊᐱᓇᑎᑦᑎᔪᖅ ᐊᖓᓇᓱᐊᖅᑏᑦ ᐃᖅᑲᐅᒪᑎᐊᕈᓐᓇᓂᖏᓐᓂᑦ ᑭᓯᒥᓐ ᐊᖓᓚᐅᕐᒪᖔᕐᒥᑦ ᐊᒻᒪ ᓴᕿᑐᐃᓐᓇᐊᖃᖅᑐᒥᓂᖅ ᑕᒻᒪᓂᕐᒥᑦ.

ᓇᓗᓇᐃᖅᑕᐅᓯᒪᓂᖓᒍᑦ ᐅᖃᐅᓯᐅᔪᓄᑦ ᐊᑖᓂ, ᐊᕐᕌᒍᑕᒫᓐ ᑮᓇᐅᔭᓕᐅᕈᑕᐅᓇᓱᐊᖅᑐᓂᑦ ᑐᑦᑐᖃᑦᑕᖅᑐᐃᑦ. ᐊᖓᔭᓂᑦ ᖃᐅᔨᓴᓂᖅ ᓄᐊᑦᑎᖃᑕᓚᐅᖏᑦᑐᖅ ᑐᑭᓯᒃᑲᓂᕈᑎᒃᓴᐅᔪᓂᑦ ᑕᒪᒃᑯᓂᖓ ᑮᓇᐅᔭᓕᐅᕈᑕᐅᓇᓱᐊᖅᑐᑎᒃ ᑐᑦᑐᑕᐅᔪᓂᑦ. ᐃᓚᖏᓐ ᐊᖓᓇᓱᐊᖅᑏᑦ ᐃᓚᓕᐅᔾᔨᑐᐃᓐᓇᓇᐊᖃᖅᑐᒥᓂᐅᓚᓗᐊᖅᑎᓪᓗᒋᑦ ᑮᓇᐅᔭᓕᐅᕈᑎᒋᓇᓱᐊᖅᑕᒥᓂᒃ ᓂᕿᓴᒥᓂᑦ ᑕᒪᓐᓇ ᑕᐃᒪᐃᔪᑦᑐᒋᔭᐅᓚᐅᖏᑦᑐᖅ ᐊᒻᒪ ᑐᑦᑐᑕᐅᕝᑦᑐᓂᑦ ᓇᓚᐅᑦᑖᑦᑕᐅᓯᒪᔪᐃᑦ ᐃᓱᒪᒋᔭᐅᔭᓇᐊᓕᑦ ᓂᕿᓴᑐᐃᓐᓇᐅᓗᑎᒃ ᑐᑦᑐᑕᒥᓂᐅᔭᓇᐊᖓ.

ᐃᒪᒻᒥᐅᑕᓕᓇᔨᖑᓐ ᑐᓂᓯᖃᑕᓚᐅᖅᑐᐃᑦ ᓚᐃᓴᓂᑦ ᑮᓇᐅᔭᓕᐅᕈᑎᖃᕋᓱᐊᕐᓗᓂ ᐃᖃᓗᓐᓂᑦ ᑐᒃ ᐊᕝ ᔪᔪᒃ ᑕᓯᐅᔭᕐᒥᑦ ᐊᒻᒪ ᑭᓕᕝᑦ ᑰᒃᒥᑦ, ᑭᓯᐊᓂᓕ ᐃᖃᓗᖃᑕᓇᐊᒥᑦ ᑎᑎᕋᖅᓯᒪᔪᖅᑲᓚᐅᖏᑦᑐᖅ. (DFO F). ᐃᖃᓗᑦᑕᐅᖃᑦᑕᑐᓄ ᓇᓚᐅᑦᑖᑦᑕᐅᔪᐃᑦ ᐃᖃᓗᖕᓂᑦ ᕿᒥᕐᕈᐊᑕᐅᔭᓇᐊᖃᕐᒥᔪᖅ ᓂᕿᓴᓇᓂᐊᕐᓗᒋᑦ ᐃᖃᓗᑦᑕᒥᓂᐅᒋᐊᖓ.

ᓄᓇᓕᒻᒥ ᑭᐅᔪᑎᑦ ᐊᒻᒪᓗ ᐊᓯᖏᑦ ᐊᓪᓚᑕᐅᓯᒪᔪᑦ:

1. **ᑐᒃᑐᐃᑦ:** ᑐᒃᑐᐃᑦ ᓇᐹᖅᑐᖃᖏᑦᑐᒥᐅᑕᑦ. ᑮᓇᐅᔭᓕᐅᕈᑕᐅᓇᓱᐊᖅᑐᓂᑦ ᑐᑦᑐᑐᖃᐃᓐᓇᓚᐅᖅᑐᖅ ᐊᕐᕌᒍᑕᒫᓐ ᓴᓪᓕᒥ ᑭᓯᐊᓂ ᖃᑦᑎᓇᐃᑦ ᐅᖃᐅᓯᐅᓯᒋᔭᐅᓚᐅᖅᑐᐃᑦ ᐊᖓᔭᓂᑦ ᖃᐅᔨᓴᖅᑐᖃᖅᑎᓪᓗᒍ. ᑐᑦᑐᑕᐅᕝᑦᑐᐃᑦ ᓇᓚᐅᑦᑖᑦᑕᐅᓂᖏᑦ ᑕᑯᒃᓴᐅᔪᐃᑦ ᑎᑎᕋᖅᓯᒪᔪᓂ ᑭᒃᓴᑐᐃᔪᐃᑦ ᓂᕿᓴᐅᔪᓂᑦ ᑐᑦᑐᑕᐅᔪᓂᑦ ᓄᓇᓕᖕᓂ ᐊᒻᒪ ᓱᓕᔫᔭᖅᑐᐃᑦ (C.F.).
2. **ᓇᓄᐃᑦ:** ᓈᓴᐅᑎᑦ ᑕᑯᔭᒃᓴᐅᔪᑦ ᒥᑦᓴᐅᓯᕈᑎᑐᐃᓐᓇᐅᖏᑦᑐᑦ ᑭᓯᐊᓂ ᓈᓴᖅᑕᐅᓯᒪᓪᓚᑦᑖᖅᑐᑦ ᓄᓇᕗᑦ ᒐᕙᒪᒃᑯᑦ ᐃᑯᐊᕝᕕᓕᓇᔨᒃᑯᖏᓐᓄᑦ (DSD PB).
3. **ᐊᒪᕈᖅ:** ᐊᒪᕈᖅᑕᐅᕝᑦᑐᒥᓂᑦ ᑎᑎᖅᓯᒪᔪᑦ 15 ᐅᑭᐅᖓᓂ 3 ᖁᑦᑎᓗᐊᖅᑑᔭᖅᑐᖅ. ᐊᒪᖅᑯᐃᑦ ᖃᓪᓕᐅᖅᓯᒪᓂᕐᒪᑕ 1998/99ᒥ ᐊᒻᒪᓗ ᑕᐃᒪᕝᖓᓂᑦ ᐊᑕᐅᓯᕐᒥᒃ ᐱᔪᖃᐃᓐᓇᖃᑦᑕᖅᓯᒪᓂᕐᒪᖅᑐᖅ ᐊᕐᕌᒍᑕᒫᑦ (C.F.).
4. **ᑎᓇᒐᓂᐊᖅ:** ᐱᔭᐅᕝᑦᑐᑦ ᖃᑦᑎᐅᓂᖏᑦ ᐊᑦᑎᓗᐊᖅᑯᔾᔪᔪᑦ (C.F.). ᑎᓇᒐᓂᐊᓕᒫᓐ ᓂᐅᕐᕈᑕᐅᓚᐅᖅᑐᐃᑦ, ᑕᒪᓐᓇ ᐱᓪᓗᒍ ᓇᓗᓇᖅᓯᓂᕐᒧᑦ ᐊᖓᔭᐅᔪᓂᑦ ᓇᓚᐅᑦᑖᑦᑕᐅᔪᓂᑦ, ᑎᑎᖃᐃᑦ ᐱᔭᐅᓚᐅᖅᑐᐃᑦ ᐃᑯᐊᕝᕕᓕᓇᔨᒃᑯᖓᓂᑦ ᓇᓗᓇᐃᔭᐃᓯᒪᔪᐃᑦ ᐊᒥᓱᓂᖏᓐᓂᑦ ᑎᓇᒐᓂᐊᓐ ᓂᐅᕐᕈᑕᐅᔪᐃᑦ ᐊᖓᓇᓱᐊᖅᑎᓂᑦ. ᐃᑯᐊᕝᕕᓕᓇᔨᒃᑯᓐ ᐅᓂᒃᑳᓕᐊᖏᑦ ᐊᑐᐃᓐᓇᐅᓚᐅᖅᑐᐃᑦ 1999/2000 ᐊᒻᒪ 2000/2001 (ᐊᕐᕌᒍ 4 ᐊᒻᒪ 5) ᐊᒻᒪ ᓇᓗᓇᐃᖅᓯᔪᐃᑦ 1056 ᑎᓇᒐᓂᐊᓐ ᓂᐅᕐᕈᑕᐅᔭᓇᐊᖅᑐᐃᑦ ᓴᓪᓕᓂ ᐊᖓᓇᓱᐊᖅᑎᓂᑦ 1999/2000-ᒥ(ᐅᑭᐅᖓᓂ 4) ᐊᒻᒪ 1880 ᓂᐅᕐᕈᑕᐅᔭᓇᐊᖅᑐᐃᑦ 2000/2001-ᒥ (ᐅᑭᐅᖓᓂ 5) (ᖃᐅᔨᒪᒋᑦ ᐃᑯᐊᕝᕕᓕᓇᔨᒃᑯᑦ ᓈᓴᐅᑎᖏᑦ ᒪᓕᒻᒪᑕ ᐱᒋᐊᕐᕕᖅᑐᒥᒃ ᔪᓚᐃᒥᑦ ᔪᓂᒧᑦ, ᖃᐅᔨᓴᓂᒧᓪᓗ ᐊᑦᓚᑕᐅᓯᒪᔪᐃᑦ ᒪᓕᒻᒪᑕ ᐱᒋᐊᕐᕕᓪᓗᒍ ᔪᓂᒥᑦ ᒪᐃᒧᑦ) (DSD FB). ᑕᒪᒥᒃ ᑖᒃᑯᐊ ᓈᓴᐅᑏᒃ ᐅᖓᑖᓈᖅᑑᒃ ᑎᓇᒐᓂᐊᖅᑕᐅᕝᑦᑐᑦ ᓇᓚᐅᑦᑖᑦᑕᐅᓂᖓᓂᑦ ᓇᓗᓇᐃᖅᓯᓗᓂ ᓇᓚᐅᑦᑖᑦᑕᐅᔪᐃᑦ ᐊᑉᐸᓯᓗᐊᖅᑐᖓ.
5. **ᐅᑲᓕᑦ:** ᐱᔭᐅᕝᑦᑐᑦ ᖃᑦᑎᐅᓂᖏᑦ ᐊᑦᑎᓗᐊᖅᑑᔭᖅᑐᑦ. ᐃᓚᖏᓐ ᐅᑲᓕᖅᑕᐅᖃᑦᑕᖅᑐᐃᑦ ᐊᕐᕌᒍᑕᒫᓐ, ᑕᒪᓐᓇ ᐱᓪᓗᒍ ᐊᕐᕌᒍ 4-ᒥ ᐅᖃᐅᓯᐅᔪᖃᖅᑎᓐᓇᒍ ᐅᑲᓕᖅᑐᖃᖅᑐᐃᓐᓇᐊᖃᖅᑐᖅ (C.F.).
6. **ᖃᐃᕈᓕᑦ:** ᐃᒪᐃᑦᑐᔭᖅᑐᖅ ᐃᓚᖏᓐ ᖃᐃᕈᓕᓐᑕᐅᓚᐅᖅᑐᓐ ᐅᖃᐅᓯᐅᖃᑦᑕᓚᐅᖏᒻᒪᑕ; ᐊᖓᓇᓱᐊᖅᑏᑦ ᖃᐃᕈᓕᖃᑦᑕᖅᑐᐃᑦ ᐊᕐᕌᒍᑕᒫᓐ. ᖃᐃᕈᓕᖅᑕᐅᕝᑦᑐᓂᑦ ᓇᓚᐅᑦᑖᑦᑕᐅᔪᐃᑦ ᐊᕐᕌᒍ 2-ᒥ ᓱᓕᔫᔭᖅᑐᐃᑦ. (C.F.).
7. **ᐊᐃᕕᑦ:** ᐊᕐᕌᒍᑕᒫᓐ ᐊᐃᕕᖅᑕᐅᔪᓐᓇᖅᑐᐃᑦ 60-ᑎᐅᓚᐅᖅᑐᐃᑦ, ᑭᓯᐊᓂ ᓂᕕᖓᑖᓕᒫᓐ ᐊᑐᖅᑕᐅᔪᐃᓐᓇᐅᖃᑦᑕᓚᐅᖏᑦᑐᓐ. ᐊᐃᕝᕙᓐᓂᖅ 19-ᓂᑦ ᑕᑯᓴᐅᑎᑕᐅᓂᖓᒍᑦ ᓱᓕᔫᔭᖅᑐᖅ. ᐃᓱᒪᒋᔭᐅᓚᐅᖅᑐᓪᓗ ᑭᓯᐊᓂ, ᐊᐃᕕᖅᑕᐅᖃᑦᑕᖅᑐᐃᑦ ᓇᓚᐅᑦᑖᑦᑕᐅᖏᓐᓄᑦ ᖃᑦᑎᓇᓂ ᐊᕐᕌᒍᓂ ᐊᑉᐸᓯᓯᐊᖓ ᐱᓪᓗᒍ ᐊᐃᕝᕙᓐᓂᖅᓴᐅᖃᑦᑕᓚᐅᕐᖓᑦ ᑕᐃᒃᓯᒪᓂ. (C.F.).

8 **ᕿᓚᓗᒐᐃᑦ:** ᓄᓇᓕᐅᔪᐃᑦ ᐃᓱᒪᔪᐃᑦ ᕿᓚᓗᒐᖅᑕᐅᖃᑦᑕᖅᑐᓄᑦ ᓇᓚᐅᑦᑖᑦᑕᐅᔪᐃᑦ ᓱᓕᔭᕆᐊᖏᑕ; ᐊᑯᓐᓂᐊᓃᑦᑐᖅ ᕿᓚᓗᒐᖅᑕᐅᖃᑦᑕᖅᑐᖅ ᓱᓕᔫᔭᖅᑐᖅ (C.F.). ᑭᓯᐊᓂᓕ, ᐃᒪᒻᒥᐅᑕᓕᕆᔨᒃᑯᓐ ᐅᓂᒃᑲᕐᓯᒪᔪᐃᑦ ᐅᑯᓂᖓ, ᐊᑦᑕᓯᓐᓂᔅᓗᐊᑲᓪᓚᒃ, ᕿᓚᓗᒐᑦᑕᐅᑦᑐᐃᑦ ᐊᒥᓲᓂᖏᑦ (ᖃᐅᔨᒪᓗᒍ ᐃᒪᒻᒥᐅᑕᓕᕆᔨᒃᑯᓐ ᑎᑎᖃᕐᑯᑎᖏᑦ ᐃᓕᖓᒻᒪᑕ ᑮᓇᐅᔭᐅᑉ ᐊᕐᕌᒍᖓᓄᑦ, ᐊᖑᔭᓂᑦ ᖃᐅᔨᓴᓂᕐᒧᑦ ᑎᑎᖃᐃᑦ ᐃᓕᖓᑎᓪᓗᒋᑦ ᐊᕐᕌᒍᓄᑦ ᓱᓂᒥᑦ ᒪᐃᒧᑦ) (DFO N/B):

96/97	97/98	98/99	99/00	00/01
31	30	25	50	38

9 **ᓂᕐᓕᑦ ᑲᖑᐃᑦ:** ᐃᓚᖏᓐ ᓂᕐᓕᐅᑦᑐᓄᑦ ᓇᓚᐅᑦᑖᑦᑕᐅᓯᒪᔪᐃᑦ ᐊᑦᑕᓯᓗᐊᖅᑑᔭᖅᑐᐃᑦ. ᐊᖑᓇᓱᐊᖅᑏᑦ ᓂᕐᖃᑦᑕᖅᑐᐃᑦ ᐊᑕᐅᓯᕐᒥᑦ ᓂᕐᓕᕐᒥᑦ ᑕᓕᒪᓂᑦ ᓂᕐᓕᐅᔪᓂᑦ. ᓂᕐᓖᑦ ᓇᓚᐅᑦᑖᑦᑕᐅᓂᖏᑦ ᑕᒫᓂᑦᑎᐊᑐᒋᔭᐅᓚᐅᖅᑐᐃᑦ ᑭᓯᐊᓂ ᓂᕐᓖᓐ ᓇᓚᐅᑦᑖᑦᑕᐅᓯᒪᓂᖏᑦ ᐊᑦᑕᓯᓗᐊᖅᑑᔭᑦᑐᖅ. ᐊᒥᓱᐃᑦ ᓂᕐᓖᑦ ᓇᓚᐅᑦᑖᑦᑕᐅᓯᒪᓂᖏᑦ ᐊᑦᑕᓯᓗᐊᖅᑑᔭᖅᑐᖅ. ᐃᒪᐃᑐᐃᓐᓇᓇᕐᑲᖅᑐᖅ ᐊᒥᓱᓐ ᓇᓗᓇᐃᖅᑕᐅᓯᒪᖏᑦᑐᐃᑦ ᓂᕐᓖᓐ ᓂᕐᓕᑐᐃᓐᓇᒥᓂᐅᓯᐊᖏᑕ. (C.F.).

10 **ᓂᕐᓕᑦ:** ᑕᐃᒪᓐᓇᑎᑐᓐ ᑲᖑᖅᑎᑐᓐ, ᓂᕐᓕᖅᑕᐅᑦᑐᓄᑦ ᓇᓚᐅᑦᑖᑦᑕᐅᓯᒪᔪᐃᑦ ᓂᕐᓕᓄᑦ ᐊᑦᑕᓯᓗᐊᖅᑑᔭᖅᑐᖅ. ᓄᓇᓖᓐ ᓇᓚᐅᑦᑖᖅᓯᒪᔪᐃᑦ ᐊᑯᓐᓂᐊᓂ 1000 ᓂᕐᓕᖅᑕᐅᖃᑕᓇᐊᖏᑕ ᐊᕐᕌᒍᑕᒫᓐ (C.F.).

11 **ᒥᑎᑦ:** ᕿᖓᓖᑦ ᐊᒻᒪ ᒥᑏᑦ ᑎᒻᒥᐊᕐᑕᐅᑦᑐᐃᑦ, ᑭᓯᐊᓂ ᒥᑎᑐᐃᓐᓇᐃᑦ ᐱᔭᐅᓂᖅᓴᐅᖃᑦᑕᖅᑐᐃᑦ. ᐱᔭᐅᑦᑐᑦ ᖃᑦᑎᐅᓂᖏᑦ ᐊᑦᑎᓗᐊᖅᑰᔨᔪᑦ; ᓄᓇᓕᐅᔪᐃᑦ ᐃᓱᒪᔪᐃᑦ ᓱᓕᓂᕐᓴᐅᒐᔭᕆᐊᖓ ᓇᓚᐅᑦᑖᑦᑕᐅᔪᖅ ᐊᑯᓐᓂᐊᓂᑉᐸᓐ 70 ᐊᒻᒪ 80 ᐊᕐᕌᒍᑕᒫᓐ (C.F.).

12 **ᒪᓐᓂᑦ:** ᐊᖑᓇᓱᐊᖅᑏᑦ ᓈᓴᐃᖃᑦᑕᖏᒻᒪᑕ ᓄᐊᑕᒥᓂᒃ ᒪᓐᓂᓐᓂᑦ. ᐊᑕᐅᓯᕐᒥᑦ ᐃᑦᑎᕕᐅᔭᒥᑦ ᑕᑕᐃᑐᐃᓐᓇᕆᐊᓖᑦ ᑭᓯᐊᓂ ᓈᓴᐃᖃᑦᑕᖏᑦᑐᐃᑦ ᖃᑦᑎᐅᒪᖓᑕ ᐃᑦᑎᕕᐅᔭᒥ. ᐊᖑᓇᓱᐊᖅᑎᓕᒫᓗᐃᑦ ᐊᐱᖅᓯᑕᐅᑎᓪᓗᒋᑦ ᓇᓚᐅᑦᑖᓐᓇᖅᑲᖅ-ᑕᓚᐅᖅᑐᐃᑦ ᓄᐊᑕᒥᓂᕐᒥᓂᒃ ᐅᑭᑭᓐᓂᑦ ᐅᖃᐅᓯᖃᖏᑦᓗᑎᒃ ᒪᖕᓂᑦᑕᒥᓂᕐᒥᓂᒃ. ᐱᔭᐅᑦᑐᑦ ᖃᑦᑎᐅᓂᖏᑦ ᐊᑦᑎᓗᐊᖅᑰᔨᔪᑦ. ᐊᒥᓲᓂᖅᐸᖑᓚᐅᖅᑐᐃᑦ ᒪᖕᓂᑕᖅᑕᐅᔪᐃᑦ ᓂᕐᓖᓐ ᒪᖕᓂᖏᑦ; ᒪᖕᓂᑕᖅᑕᐅᓂᖅᓴᐅᑭᓚᐅᖅᑐᑦ ᑲᖑᐃᑦ ᒪᖕᓂᖏᑦ; ᒪᖕᓂᑕᖅᑕᐅᑦᑐᑦ ᖃᑦᑎᐅᓂᖏᑦ ᐅᓐᓂᖅᓴᐅᒐᔭᖕᖑᐊᖅᑐᑦ ᑲᖑᖅᑕᐅᑦᑐᓂᒃ. ᒥᑎᑦᓗ ᒪᖕᓂᖏᓂᒃ ᐊᒻᒪᓗ ᓇᐅᔭᐃᑦ ᐱᔭᐅᑦᓚᐅᕐᒥᔪᑦ. ᑕᒪᒃᑯᐊ ᐱᔭᐅᑦᑐᑦ ᖃᑦᑎᐅᓂᖏᑦ ᖃᑦᑏᓐᓇᐅᔭᐊᖅᑑᔭᕐᒥᔪᑦ ᓇᓚᖅᑲᐅᔪᓂ (C.F.).

13 **ᕐᑯᓂᕈᐃᑦ:** ᐃᓄᐃᑦ ᓈᓴᐃᑦᑲᓂᖏᑦᑐᑦ ᕐᑯᓂᕈᖅᑕᖅᑕᒥᓂᕐᒥᓂᒃ; ᖃᑦᑎᐅᓂᖏᒃ ᐊᓯᒐᓗᐊᖅᑐᑦ. ᕐᑯᓂᕈᖅᑕᖅᑐᖃᖅᐸᓚᐅᖅᑐᖅ ᐊᑦᕌᒍᑕᒫᑦ. ᐊᑕᐅᓯᖅ ᐃᓄᒃ ᕐᑯᓂᕈᖅᑕᒐᓂᐊᖏᒻᒪᑦ ᒪᕿᓐᓂᒃ ᐱᖓᓱᓂᒍᓐᓂᑦ ᐆᖃᐅᑎᓂᒃ ᐊᒻᒪᓗ ᐊᑕᐅᓯᖅ 80ᓂᑦ ᐱᓯᓚᒧᓐᖅᑐᓂ ᐱᑭᐅᓂᒃ (C.F.).

14 **ᐃᖃᓗᐃᑦ:** ᐃᖃᓗᒃᑕᐅᑦᑐᑦ ᖃᑦᑎᐅᓂᖏᑦ ᒥᑦᔫᓐᓇᖓᔪᑦ ᐅᓄᖅᓯᒋᐊᓚᐅᖅᑐᒥᓂᑦ ᐅᑭᐅᖓᓐᓂ 4 ᐃᑲᕈᑎᓕᐅᖅᑐᖃᓚᐅᖅᑎᓪᓗᒍ ᑰᒻᒥ ᐃᖃᓪᓕᐊᕐᕕᖕᒧᑦ ᐊᑐᐃᓐᓇᖃᓂᖅᓴᐅᓕᖅᑐᓂ. ᐃᖃᓗᓕᐅᑎᑦᑐᑦ ᐊᑦᕌᒍᑕᒫᑦ. ᓂᐅᕈᑎᒃᓴᓂᒃ ᐃᖃᓗᓱᑦᑐᖃᓚᐅᖏᑦᑐᖅ ᖃᐅᔨᓴᕐᓂᖃᖅᑎᓪᓗᒍ. ᑲᑎᑦᑐᑦ ᐃᖃᓗᒃᑕᐅᑦᑐᒥᓂᑦ ᓇᓚᖅᑮᓯᐊᖅᑑᔭᖅᑐᑦ (C.F.).

15 **ᐃᓲᕋᐃᑦ:** ᐃᓲᕋᖅᑕᐅᑦᑐᑦ ᒥᑦᑕᐅᓯᒪᑦᑎᐊᖅᑑᔭᖅᑐᑦ ᑭᓯᐊᓂ ᐅᑭᐅᑦ 2 ᐊᒻᒪ 4 ᖃᑦᑏᓐᓇᐅᓗᐊᖅᑰᔨᔪᓪᓗᑎᒃ. ᑭᓯᐊᓂ, ᐊᑦᕌᒍᑕᒫᑦ ᐃᓲᕋᓕᐅᑎᔪᖃᐃᓐᓇᖏᑦᑐᖅ ᑖᒃᑯᓇᓂᓗ ᐅᑭᐅᓂ ᐃᓲᕋᓕᐅᔪᖃᖅᑐᑦᓴᐅᓂᓐᖏᓚᖅ. ᓱᓚ ᐊᑦᑐᐃᓂᖃᖅᐸᑦᑐᖅ ᐃᓲᕋᓕᐅᑎᔪᖃᓂᐊᑦᒪᖓᑦ ᐊᖑᓂᐊᖅᑎᑦ ᐅᖓᓱᑦᑐᓕᐊᓇᐊᖃᖅᐸᒻᒪᑕ ᐃᓲᕋᓐᓂᑦ ᑕᓯᓕᐊᕐᓂᐊᕈᑎᒃ. (C.F.).

16 **ᐆᒐᐃᑦ:** ᐆᒐᖅᑕᐅᑦᑐᑦ ᖃᑦᑎᓐᓇᐅᓗᐊᖅᑑᔭᖅᑐᑦ, ᐅᑭᐅᑕᒫᑦ ᐆᒐᓕᐅᑎᔪᖃᓲᖑᒻᒪᑦ. ᐃᓱᒪᒋᔭᐅᔪᖅ ᐊᖑᓂᐊᖅᑎᑦ ᐅᖃᐅᓯᖃᖅᐸᓚᐅᖏᓐᓂᖏᓐᓂᒃ ᐆᒐᖅᐸᑦᑕᒥᓐᓂᒃ. ᖃᑦᑎᐅᓂᖏᑦ 1000ᖏᓐᓂ ᒥᑦᓴᐅᓯᒪᒐᔭᓐᖑᐊᖅᑐᑦ. C.F.).

17 **ᑲᓇᔪᐃᑦ:** ᑲᓇᔪᖅᑕᐅᑦᑐᑦ ᐊᑦᑎᑦᑐᒻᒪᓇᐊᓗᐃᑦ. ᐆᖓᖅᑐᖅᑮᕐᖓᑦ ᒪᕿᒃ ᐱᖓᓱᓪᓗᓐᓂᑦ ᑲᓇᔪᖅᑕᐅᖃᑦᑕᐸᓪᓚᐃᔪᑦ, ᑕᐃᒪᐃᒻᒪᑦ ᒥᑦᑕᐅᓂᖅᓴᐅᒐᔭᓐᖑᐊᖅᑐᑦ 1000ᖏᓐᓂᒃᑯᑎᒃ ᐱᔭᐅᑦᑐᑦ ᐅᑭᐅᑕᒫᑦ. (C.F.).

18 **ᐅᕕᓗᐃᑦ:** ᐅᕕᓗᒃᑕᖅᑕᐅᑦᑐᑦ ᖃᑦᑎᐅᓂᖏᑦ ᖃᑦᑎᓐᓇᐅᓗᐊᖅᑐᑦ. ᐊᓯᓱᑦ ᐱᔭᐅᑦᓴᐃᓐᓇᐸᑦᑐᑦ ᐅᑭᐅᑕᒫᑦ. ᐆᑦᑑᑎᒋᓗᒍ 2002ᒥ ᓄᓇᓕ ᐄᑦᒻᓚᖏᑦ ᐅᓪᓗᓯᐅᓂᖅᖃᖅᑎᓪᓗᒋᑦ 14,000 ᐱᔭᐅᓚᐅᖅᓯᒪᔪᑦ ᐅᓪᓗᐃᓐᓇᖅ. ᐅᓐᓂᖅᓴᐃᑦ ᐅᕕᓗᒃᑕᖅᑕᐅᑦᑐᑦ ᐊᓐᓇᑦ ᓱᕈᓯᓐᓂᓗ; ᑕᒪᐃᓐᓂᑦ ᓂᓇᔭᐅᑦᑎᐊᖅᐸᑦᑐᑦ (C.F.).

ᑑᒐᓐᓂᒃ ᐅᖃᐅᓯᐅᔪᖃᓚᐅᖅᓯᒪᖏᑦᑐᖅ ᖃᐅᔨᓴᕐᓂᖃᖅᑎᓪᓗᒍ ᑭᓯᐊᓂ ᓄᓇᓕ ᑰᑕᖃᓚᐅᖅᑐᑦ ᕐᑯᓂᒃ 10 ᑑᒐᓐᓂᒃ ᐊᕐᕋᒍᑕᒫᑦ ᐊᒻᒪᓗ ᐱᔪᖃᖅᐸᑦᑐᒥᓂᐅᓪᓗᓂ ᓴᓪᓂᕐᒥᐅᑦ ᐊᖑᓇᓱᑦᑐᖏᓐᓂᒃ. ᐃᒪᕐᒥᐅᑕᓕᕆᔨᒃᑯᓐᓂᑦ ᐊᓪᓚᑕᐅᓯᒪᔪᐃᑦ ᐅᑯᐊ ᓈᓴᐅᑎᑦ ᑑᒐᓐᓂᖅᑕᒥᓂᕐᓂᑦ (ᖃᐅᔨᒪᒋᑦ ᐃᒪᕐᒥᐅᑕᓕᕆᔨᒃᑯᓐᓂᑦ ᓈᓴᐅᑎᖏᑦ ᒪᓕᒻᒪᑕ ᑮᓇᐅᔭᖅᑑᑎᒋᑦᑕᒥᑕ ᐅᑭᐅᖏᓐᓂᒃ, ᐆᒪᔪᖅᑕᐅᑦᑐᓂᓪᓗ ᐊᓪᓚᓯᒪᔪᖏᑦ ᒪᓕᖓᕐᒪᑕ ᐱᒋᐊᕐᕕᖅᑐᑎᒃ ᔪᓂᒥᑦ ᒪᐃᒧᑦ) (DFO N/B):

96/97	97/98	98/99	99/00	00/01
10	9	4	0	0

ᑕᐃᒫᑦᑕᐅᖅ ᖃᓕᕐᓕᑦ ᐱᔭᐅᑦᒥᔪᑦ ᓄᓇᓖᓐᓂᑦ ᐅᖃᐅᓯᐅᔪᖃᕐᓂ ᖃᐅᔨᓴᓐᓂᖃᖅᑎᓪᓗᒍ. (C.F.).

6.3.4 Nunanit Iniktigutait Ukauhiit: Salliq

Ihivgiugutit Atugutait:
Ihivgiufaakhimayuni ataani naunaiyakhimayut nunamut pulaakhimatitlugit naunaiyakhimayut ikitpiaktut umayukhiuktit titigaktauhimaitut Umayukhiukhimayut Ihivgiuktitlugit. Naunaiyakhimayuk talimat Inuinaungitut umayukhiuktit tuniyauhimayut inminiigutinik umayukhiugutinik, tamamik ilaani umayukhiukataktut. Ukakhimayut ilangani 5.2.1 ikpinagutait hamna ataani naunaiyakhimayut pilaaktu ataanut ihumagiyainik umayukhiukhimayut naunaiyautaini. Kihimi, angitjutait ihumagiyaini mikiyunakhiyut ilaungitut umayukhiuktit 2%kuyut tamamik umayukhiuktit amigaitjutainit (Ikpatauyak 10).

Ihivgiukatagutait ovalo kiuyuitut ihumagiyait:
Kiuhimayut naunaiyautait mikiyut amigaivyaktuni tatkikhiutini tamamik ukiuni ihivgiuktitlugit kihimi ukiumi 5mi kiuhimayut naunaiyautait angiyut. Katitikhimayut ukiumi 2mit 4mut atuktukhat ihumagilugit naunaiyautait katakhimamata ataanut 50%mik amigaituni hapkoa tatkikhiutini, ilangit katakhimaplutik 14%mut. Takuhimayut Ikpatauyami 9mi pikataktut kiuyuitut naunaiyautait Salliqmi kitkaniitut 4.6%mi ovalo pilaaktuni kiuyuituni ihumagiyaini pihimayut. Taimaimat hamna ovalo mikiyut hiuhimayut naunaiyautait amigaituni ukiuni ihivgiuktitlugit, pilaaktut tamamik uktukhimayut ihuinaagutait ovalo kiuyuitut ihumagiyait angiyut ilangaini tatkikhiutini ihivgiuktitlugit.

Kiuyauhimayut naunaiyautait ihumagiyauyut angiyut ovalo kiuyuitut mikiyut ukiuni 5mi piyaami nni pihimayut naamaktunik ilauyunut ukaukhimayuni Nni umayukhiuktini. Taiguaktut ihumayukhat atugumik katitikhimayuni katitigutait aipaini ukiuni.

Atugutingit ihumagiyait ovalo kiuhimayut ihuinaakhimayut:
Tuhaktitihimayut nunamut pulaakhimatitlugit ilangit umayukhiuktit pihimayuitut kafinik maninik pikitikatakhimayut. Ukafaakhimayut nunanit ukakhimayaini ovalo aalat atukhimayut katitikhimayuni ilangani hamani. Ilangani 5.4 pihimayut ukautitiagutaini hamna ihumagiyauyut.

Takuhimayut utiktitihimayun ubluit ikpatauyani, ayokhagutait takiyut utiktitihimayut ubluit pihimavaktut ilangini ukiuni, ilaa ukiuni 2mi, 3mi ovalo 4mi. Pitilugit ihivgiuktitlugit 24%nik umayukhiukhimayut titigagutait utiktitihimayut ubluit avataanut siksinik tatkikhiutini. Hamna apigiyauhimayut pilaaktainik umayukhiuktit nakuuyumik puigukhimaitjutaini hunanik umayukhiukhimayut ovalo piyunakhiyut atugutainik ihuinaagutinik.

Pihimayut ukautaini hamani, ukiuk tamaat kinauyaliugutit tuktunik umayukhiukpaktut. Umayukhiukhimayut Ihivgiugutait katitikhimaitut tuhagutikhainik hapkoa kinauyaliugutit umayukhiukhimayuni. Kihimi ilangit umayukhiuktit ilaupkaihimayut kinauyaliugutit umayukhiukhimayut ilauplutik atuktakhaini umayukhiukhimayamini, hamna ihumagiyauyuk nutaaguyuk ovalo umayukhiukhimayut naunaiyautait takuyukhat atuktakhaini umayukhiukhimayaini talvatuak.

DFOkut tunihimayut laisinsikhanik kinauyaliugutikhainik ikalukhiukhimayunik ikalivinik Duke of York kangikhuani ovalo Cleveland Kuugaani; kihimi ikalukpaktait katitigutait tuhaktitihimaitut (DFO F). Umayukhiukhimayut naunaiyautait ikalivinut takuyauyukhat atuktakhaini umayukhiukhimayut talvatuak.

Nunanit ukakhimayut ovalo aalat atugutaini katitikhimayuni:

1. **Tuktut:** Tuktut umayukhiukhimayut nunani tuktut. Kinauyaliugutit umayukhiukhimayut tuktut tamamik ukiuni Salliqmi kihimi ikitut hapkoa tuhaktititauyuitut pitilugit umayukhiukhimayut ihivgiuktitlugit. Umayukhiukhimayut naunaiyautait takukhauyut ikpatauyami ilauyut atuktakhaini umayukhiukhimayuni nunamini ovalo naamaktut (C.F.).
2. **Nanuit:** Amigaitjutait takukhauyut naunaiyautaungitut kihimi pihimayut umayukhiukhimayut amigaitjutait tunihimayut DSDkunit (DSD PB).
3. **Amagut:** Umayukhiukhimayut naunaiyautait 15nik angiyut. Amagugaaluit pihukhimayut ikaakhutik kikiktamut 1998/99mi ovalo tamamik ukiuni atauhimik piyauvaktuk (C.F.).
4. **Tigiganiat:** Umayukhiukhimayut naunaiyautait mikiyut (C.F.). Tamamivyak amiit niuviktauvaktut, taimaimat naluhuigiagani umayukhiukhimayut naunaiyautait, katitikhimayut pihimayut DSDkunit titigakhimayut amigaitjutait amiit niuviktauvaktut umayukhiuktinit. DSDkut tuhaktitihimayut pilaaktut 1999/2000mit ovalo 2000/2001mit (ukiumi 4mi ovalo 5mi) ovalo pihimayut 1,056nik tigiganiat amiit niuviktauhimayut Salliqmit umayukhiuktinit 1999/2000mi (ukiumi 4) ovalo 1,880nik niuviktauhimayut 2000/2001mi (ukiumi 5) (nalungilutit DSDkut katitigutait atukpaktut umayukhiukhimayuni ukiungini Julymit Junemut, Umayukhiukhimayut Ihivgiuktit katitigutait atukpaktut umayukhiukhimayut ukiuginik Junemit Maymut) (DSD FB). Tamamik hapkoa amigaitjutait avataanungakhimayut umayukhiukhimayut naunaiyautaini pihimayut hapkoa naunaiyautait mikiyut.

5 **Ukaliit:** Umayukhiukhimayut naunaiyautait mikiyut.ukaliit umayukhiukatainaktut ukiuk tamaat, taimaimat ukiumi 4mi pingitut tuhaktitihimayut pihimayunakhimayut ukalinik (C.F.).

6 **Qairulik:** Takukhauyut ilangit qairulik umayukhiukhimayut tuhaktititaungitut umayukhiuktit umayukhiukataktait qairulik ukiuk tamaat. Umayukhiukhimayut naunaiyautait ukiumi 2mi naamaktut (C.F.).

7 **Akviit:** Ukiuk tamaat kotangit 60kuyut akviit, kihimi tamamik makpigaat atuinayuitut. Angitjutait umayukhiukhimayut 19nik akvinik takukhauyut naamaktut. Ukakhimayut kihimi umayukhiukhimayut naunaiyautait hivulimi ukiuni mikiyut, ilaa amigaitkiyanik umayukhiukhimamata akviit talvani (C.F.).

8 **Kilalugait:** Nunani ihumayut umayukhiukhimayut naunaiyautait naamaktut; kitkaniitut umayukhiukhimayut naamaktut (C.F.). Kihimi DFOkut tuhaktitihimayait hapkoa, mikitkiyait, umayukhiukhimayut amigaitjutait kilalugait (nalungilutit DFOkut katitikhimayut atukpaktait iniktigutaini ukiugit Umayukhiukhimayut Ihivgiuktit katitikhimayut atukpaktait ukiungit Junemit Maymut) (DFO N/B):

96/97	97/98	98/99	99/00	00/01
31	30	25	50	38

9 **Uluaguliit/Kanguq:** Ilangit umayukhiukhimayut naunaiyautait mikiyut. Tamamivyak umayukhiuktit umayukhiukpaktut atauhik ulauagulik tamamik talimat kangunit. Kanguit naunaiyautait ihumagiyauyut naamaktut kihimi uluaguliit naunaiyautait takukhauyut mikiyut. Piyunakhimamata amigaitut naunaiyakhimaitut tinmiakhimayut uluaguliuyut (C.F.).

10 **Niklivik:** Aatjikutaatut uluaguliit, umayukhiukhimayut naunaiyautait nikliviit mikiyut. Nunani naunaiyautait kitkani 1,000nik umayukhiuktauvaktut ukiuk tamaat (C.F.).

11 **Tinmiat:** Tamamik kingaliit ovalo mitiit umayukhiukpaktut, kihimi mitiit umayukhiukpaktut amigaitkiyainik. Umayukhiukhimayut naunaiyautait mikiyut; nunanit ihumayut nakuutkiyat naunaiyautait kitkaniitut 70nik ovalo 80nik ukiuk tamaat (C.F.).

12 **Maniit:** Umayukhiuktit naunaiyayuitait kafinik maninik pikiutakpaktut. Pivaktut atauhimik kiukutimik kihimi naunaiyayuitait kafinik kiukutimungakpaktut. Amigaitut umayukhiuktit ukakatigigaagata naunaiyakafulutik pikiutivaktainik ovaluniit tuhaktitiyuitait maniit. Pikiutakpaktut naunaiyautait mikiyut. Amigaitkiyaut maniit katitikpaktut kangunit maniit; umayukhiukhimayut naunaiyautait angitkiyauyukhat amigaitkiyainik uluaguliit umayukhiukhimayunit. Ilangit pikiutikatakpaktait mitiit maniit ovalo nauyat maniit. Hapkoa pikiutikataktut mikiyut katitikhimayuni ikpatauyani (C.F.).

13 **Tinmiat kiviut:** Inuit naunaiyayuitait kiviut katitikhimayainik; naunaiyautait mikiyut. Ilangit kiviut katitikpaktut ukiuk tamaat. Atauhik Inuk katitilaaktut malgunit pingahut puukatanik kiviunik ovalo atauhik puukatak pihimalaatut kiviunik avataanut 80nit ivavinit (C.F.).

14 **Ikaliviit:** Umayukhiukhimayut naunaiyautait ikalivinik angililihimayut ukiumi 4mi ikaavikhamik hanayauhimamat pipkaihimamat ikalukhiukviit tahiit tikihalaalimata ihuaktumik. Ikalukhiuktut takhinahuat pikataktut ukiuk tamaat. Kinauyaliungitut ikalukhiuktuni ikalivinik pitilugit Umayukhiukhimayut Ihivgiuktitlugit. Tamamik ikaliviit amigaitjutait naamaktut (C.F.).

15 **Ikalukpiit:** Umayukhiukhimayut naunaiyautait naamaktut kihimi ukiuni 2mi ovalo 4mi mikiyut. Kihimi, ikalukhiuktut takhinahuaktuni pikatangitut ukiuk tamaat ikalukpinik ovalo hapkoa ukiungit pingitunakhimata ikalukhiuktuni takhinahuaktitiyuni. Hilalu pipkaivaktut takhinahuat ikalukhigiagita ovaluniit ikalukhiungitut, umayukhiuktit ungahiktumut autakpakmata ikalupilinut tahiinut (C.F.).

16 **Ugat:** Umayukhiukhimayut naunaiyautait mikiyut; uganik takhinahuanginaktut ukiuk tamaat. Piyunakhihimamata umayukhiuktit tuhaktitiyuitait ugaktaminik. Naunaiyautait pivaktut 1,000nik naamaktut (C.F.).

17 **Kanayuit:** Umayukhiukhimayut naunaiyautait mikiyut kanayukhimayuni. Tamamik ugagaagat pivaktut malguk pingutluuniit kanayukpaktut, pivaktut 1,000nik ukiuk tamaat naamaniaktuk (C.F.).

18 **Uviluvaluit:** Umayukhiukhimayut naunaiyautait mikiyut. Amigaitut pivaktut ukiuk tamaat. Ilaa, 2002mi hamletkut ubluani, nunami umayukhiukhimayut 14,000nik atauhik ubluani. Amigaitut umayukhiukpaktut angnait ovalo nutakat, Inuit tamamik nigivaktait (C.F.).

Tuugaat tuhaktititaungitut ihivgiuktitlugit kihimi nunami kotakaktut 10nik tuugaanik ukiuk tamaat ovalo umayukhiukhimayut Salliqmiut umayukhiuktinit. DFOkut tuhaktitihimayut hapkoa umayukhimayut amigaitjutait tuugaat (nalungilutit DFOkut katitigutait atukpaktait iniktigutaini ukiuni, Umayukhiukhimayut Ihivgiuktit katitigutait atukpaktut umayukhiukhimayut ukiugini Junemit Maymut) (DFO N/B):

96/97	97/98	98/99	99/00	00/01
10	9	4	0	0

Aatjikutaatut, nataarnat umayukhiukpaktait nunani ovalo tuhaktitihimaitut ihivgiuktitlugit (C.F.).

TABLE/ᓇᓗᓇᐃᔭᐅᑦ/NAUNAIKUTA 579

Monthly harvest estimates
ᑕᕿᑖᒪᑦ ᐊᖑᔭᓄᑦ ᓇᓚᐅᑦᓴᕈᑏᑦ
Tatkiktaman nahaktauvaktun

Year 1 (June 1996 - May 1997)
ᐊᒻᕐᒍ 1 (ᔫᓂ 1996 - ᒪᐃ 1997)
Ukiunga 1 (June 1996 - May 1997)

Month/ᑕᕿᖓ/Tatkia			JUN† ᔫᓂ	JUL ᔪᓚᐃ	AUG ᐊᐅᒻᒍᑎ	SEP ᓱᑎᒻᐱᓇ	OCT ᐅᑦᑐᐱᓇ	NOV ᓄᓇᒻᐱᓇ	DEC ᑏᓯᒻᐱᓇ	JAN ᒎᖕᓄᐊᓇ	FEB ᓈᕝᕗᐊᓇ	MAR ᒫᕐᓯ	APR ᐃᑦᓇᓕ	MAY ᒪᐃ	Total ᑲᑎᑦᑐᒋᑦ Tamakiklugin ± 95% CI
Species	**ᐆᒪᔪᑦ**	**Umajuin**													
Caribou	ᑐᒃᑐᐃᑦ	Tuktut	n/d	61	124	107	122	204	173	141	157	222	159	117	1,587 ± 126
Musk-ox	ᐅᒥᖅᒪᐃᑦ	Umingmait	n/d						3						3 ± 4
Polar bear‡	ᓇᓄᐃᑦ‡	Nanuit‡	n/d				3	9							12
Wolf	ᐊᒪᕈᐃᑦ	Amagut	n/d								7	15	5		27 ± 14
Arctic fox	ᑎᓇᒐᓐᓂᐊᑦ	Tigiganiat	n/d					36	24	32	19	58		2	171 ± 47
Wolverine	ᖃᑉᐃᑦ	Kalvik	n/d									1			1 ± 1
Arctic hare	ᐅᑲᓖᑦ	Ukalik	n/d			7	2		2						11 ± 6
Seals (unspecified)	ᓯᖕᑯᓖᑦ	Natiit	n/d					21	2	4		6	3	42	78 ± 19
Ringed seal	ᓇᑦᓱᑦ	Natiinat	n/d	51	29	13	40	10				9	6		158 ± 41
Bearded seal	ᐅᒻᔪᐃᑦ	Ukyuk	n/d		6		7	3				5	1	1	23 ± 9
Walrus	ᐊᐃᐃᑦ	Akvik	n/d		1	1								1	3 ± 3
Narwhal	ᑑᒐᓖᑦ ᕿᓚᓗᒐᑦ	Tuugaak	n/d		1										1 ± 1
Beluga	ᖃᑯᑦᑕᑦ ᕿᓚᓗᒐᑦ	Kilalugak	n/d	34	54	22									110 ± 28
Geese (unspecified)	ᓂᑉᓖᑦ	Kanguk	n/d											47	47 ± 36
Snow goose	ᑲᖑᐃᑦ	Kanguq	n/d											20	20 ± 15
Canada goose	ᓂᑉᓖᑦ ᐅᓗᐊᒍᓖᑦ	Nikliknik	n/d	8									6	60	74 ± 29
Eider duck	ᒥᑏᑦ	Kingalik	n/d		4						2				6 ± 6
Ptarmigan	ᐊᕿᒻᒋᑦ	Akilgik	n/d			13	27		2		2	4	14	19	81 ± 34
Fish (unspecified)	ᐃᖃᓗᐃᑦ (ᓇᓗᓇᐃᑦᑕᐅᖏᑦᑐᑦ)	Ikaluit	n/d							50					50 ± 21
Arctic char	ᐃᖃᓗᒃᐱᑦ	Ikaliviit	n/d	2,003	658	363	1,111	915	452	101	128	192	112	70	6,105 ± 1,013
Lake trout	ᐃᓱᑦᑕᐃᑦ	Ikalukpik	n/d		21	15	33	16				1	69	278	433 ± 154

† No data were collected in June 1996. Consequently, the total harvest listed above is an 11 month total (July 1996 - May 1997), not an annual total. Similarly, the confidence intervals shown were calculated only for the 11 months in which data were collected.
‡ Polar bear data supplied by DSD.

† ᓇᓴᐅᑎᓂᒃ ᓄᐊᕐᓯᐊᖃᓚᐅᖏᑦᑐᖅ ᔫᓂ 1996ᒥ. ᑕᐃᒪᐃᖕᓂᖓᓄᑦ, ᑲᑎᑦᑐᒋᑦ ᐊᖑᔭᑦ ᑎᑎᕋᓱᒪᔪᑦ ᖁᖕᓕᕐᓂ 11ᓄᑦ ᑕᕿᓄᑦ ᑲᑎᓱᒪᔪᑦ (ᔪᓚᐃ 1996-ᒪᐃ 1997), ᐊᒻᕐᒍᓕᒫᒧᖏᑦᑐᖅ. ᑕᐃᒫᒐᓚᑦᑕᐅᖅ, ᓱᓕᔪᓐᓇᑦᑐᑦ ᐊᑯᖕᓂᖓᓂ ᐊᓚᒃᑲᐅᒪᔪᑦ ᖃᐅᔨᔭᐅᒐᓱᐊᓚᐅᑦᑐᑦ ᐅᑯᓄᖕᖓᑐᐊᖅ 11ᓄᑦ ᑕᕿᓄᑦ ᓇᓴᐃᒻᕕᐅᔪᓄᑦ.
‡ ᓇᓄᑦᓄᑦ ᑎᑎᕋᑦᑕᒪᔪᑦ ᑐᓂᔭᖏᑦ ᐅᑯᐊ ᐃᑯᐱᕐᕕᓕᕆᔨᑦ.

† Junimi pitut 1996. Talvalu, tamakiklugin angujaumajut tatkini 11ni katitlugit (July 1996 –May 1997), tamakigitut tapkuan. Taimanatainaktauk, tapkuan nahagauhimakmata 11nut tatkinut.
‡ Nanuin nahagaumajut pijauhimajut Ikupiktulikijinik.

TABLE/ᓇᓗᓇᐃᔭᐅᑦ/NAUNAIKUTA 580

Monthly hunter response — **Year 1 (June 1996 - May 1997)**

ᑕᕿᑕᒫᑦ ᐊᖑᓇᓱᒃᑏᑦ ᑭᐅᓂᖏᑦ — **ᐊᒻᕐᒧ 1 (ᔪᓂ 1996 - ᒪᐃ 1997)**

Tatkiktaman pijauhimajut angunahuktinun — **Ukiunga 1 (June 1996 - May 1997)**

Month/ᑕᕿᖓ/Tatkia			JUN ᔪᓂ	JUL ᔪᓚᐃ	AUG ᐊᐅᒻᒍᑎ	SEP ᓱᑎᒻᐱᓇ	OCT ᐅᑦᑐᐱᓇ	NOV ᓄᓇᒻᐱᓇ	DEC ᑏᓯᒻᐱᓇ	JAN ᒎᓐᓄᐊᓇ	FEB ᓈᕝᐅᐊᓇ	MAR ᒪᕐᓯ	APR ᐃᕐᓇᓕ	MAY ᒪᐃ	Total ᑲᑎᑦᑐᑦ Tamakiklugin
Hunter Response Categories	**ᐊᖑᓇᓱᒃᑏᑦ ᑭᐅᓂᖏᑦ ᐊᒻᒍᕐᓯᒪᓂᖏᑦ**	**Angunahukpaktun Kiujait**													
Monthly hunter list	ᑕᕿᑕᒫᑦ ᐊᖑᓇᓱᒃᑏᑦ	Tatkitaman angunahuktut titigait	n/d	374	375	375	373	372	371	371	371	370	368	365	379*
Interview list	ᐊᐱᕐᓱᕋᓐᓴᐃᑦ	Apikiktan	n/d	249	249	249	247	246	245	245	245	244	242	239	253*
Hunters interviewed	ᐊᖑᓇᓱᒃᑏᑦ ᐊᐱᕐᓱᑦ	Angunahuktin apikhuktan	n/d	176	195	186	195	222	223	222	217	207	206	199	247*
Harvested	ᐊᖑᓇᓱᒃᑐᒥᓃᑦ	Angujaujut	n/d	43	50	34	39	50	48	39	35	48	38	55	142*
Response rate (%)	ᑭᐅᔪᑦ ᖃᑦᓯᐅᓂᖏᑦ (%)	Kiujut (%)	n/d	71	78	75	79	90	91	91	89	85	85	83	83**

* Hunters registered/on interview list/interviewed/harvested at least once during the year.
** Mean monthly response rate.

* ᐊᖑᓇᓱᒃᑏᑦ ᐊᑎᓕᐅᕐᓯᒪᔪᑦ/ᐊᐱᕐᓱᕋᓐᓴᑦᑐᑦ/ᐊᐱᕐᓱᑦᑕᑦ/ᐊᖑᓇᓱᒃᑐᒥᓃᑦ ᐊᑕᐅᓯᐊᕐᓗᖅ ᐊᑦᑐᑎᒃ ᐊᒻᕐᒧᒥ.
** ᐊᔾᔨᒌᓕᑎᓯᒪᔪᑦ ᑕᕿᑕᒫᑦ ᑭᐅᔪᑦ.

* Angunahuktin atiliukhimajut/apikhiktaujukhat/apikhiktaunikut/anguhimajut talvani ukiumi.
** Talvani angunahuknami kiujutaumajut.

TABLE/ᓇᓗᓇᐃᔭᐅᑦ/NAUNAIKUTA 581

Recall period between harvest and interview, expressed as % of total harvest records — **Year 1 (June 1996 - May 1997)**

ᐅᑎᕐᕕᐅᔪᑦ ᐊᑯᕐᖓᓂ ᐊᖑᓇᓱᒃᓂᖓᑕ ᐊᒻᒪᓗ ᐊᐱᕐᓱᕐᑕᐅᓂᖓᑕ, ᓇᓗᓇᐃᕐᑕᑦ ᐃᒫᒃ % ᑲᑎᑦᑐᑦ ᐊᖑᓇᓱᒃᑕᑦ ᑎᑎᕐᕐᑕᐅᒪᔪᑦ — **ᐊᒻᕐᒧ 1 (ᔪᓂ 1996 - ᒪᐃ 1997)**

Itkaumajaujut angunahuktunun apihijauvaktunutlu, kanuk amigaitiginit tamakiklugin angujauhimajut — **Ukiunga 1 (June 1996 - May 1997)**

Month/ᑕᕿᖓ/Tatkia			JUN ᔪᓂ	JUL ᔪᓚᐃ	AUG ᐊᐅᒻᒍᑎ	SEP ᓱᑎᒻᐱᓇ	OCT ᐅᑦᑐᐱᓇ	NOV ᓄᓇᒻᐱᓇ	DEC ᑏᓯᒻᐱᓇ	JAN ᒎᓐᓄᐊᓇ	FEB ᓈᕝᐅᐊᓇ	MAR ᒪᕐᓯ	APR ᐃᕐᓇᓕ	MAY ᒪᐃ	Total ᑲᑎᑦᑐᑦ Tamakiklugin
Recall Period	**ᐅᑎᕐᕕᐅᔪᑦ**	**Pigiakvia**													
≤ 3 months	≤ 3 ᑕᕿᑦ	≤ tatkin pingahut	n/d	94	90	82	90	37	43	73	86	100	93	91	80
4-6 months	4-6 ᑕᕿᑦ	tatkin hitaman 6nut	n/d	0	0	0	0	45	49	27	12	0	7	9	13
> 6 months	> 6 ᑕᕿᑦ	> 6 tatkin	n/d	6	10	18	10	18	7	0	2	0	0	0	7

TABLE/ᓇᓗᓇᐃᔭᐅᑦ/NAUNAIKUTA 582

Number of hunters harvesting each species — **Year 1 (June 1996 - May 1997)**

ᖃᑦᓯᐅᓂᖏᑦ ᐊᖑᓇᓱᒃᑏᑦ ᐊᖑᓇᓱᒃᐸᑦᑐᑦ ᐊᑐᓂᒃ ᐆᒪᔪᕐᓂᒃ — **ᐊᒻᕐᒧ 1 (ᔫᓂ 1996 - ᒪᐃ 1997)**

Amigaitiginigin angunahukpaktun anguvaktaitlu kanugitugiagin — **Ukiunga 1 (June 1996 - May 1997)**

Month/ᑕᕝᕙᖓ/Tatkia			JUN ᔫᓂ	JUL ᔪᓚᐃ	AUG ᐊᐅᒻᒍᑎ	SEP ᓱᑎᒻᐱᓇ	OCT ᐅᑦᑐᐱᓇ	NOV ᓄᓇᒻᐱᓇ	DEC ᑏᓯᒻᐱᓇ	JAN ᒨᓐᓄᐊᓇ	FEB ᓈᕝᕗᐊᓇ	MAR ᒪᕐᓯ	APR ᐃᑦᓇᓕ	MAY ᒪᐃ	Total ᑲᑎᑦᑐᑦ Tamakiklugin
Species	**ᐆᒪᔪᑦ**	**Umajuin**													
Caribou	ᑐᒃᑐᐃᑦ	Tuktut	n/d	22	33	19	23	32	36	30	25	40	28	24	118
Musk-ox	ᐅᒥᒃᒪᐃᑦ	Umingmait	n/d						2						2
Polar bear#	ᓇᓄᐃᑦ#	Nanuit#	n/d	n/d	n/d	n/d	n/d	n/d	n/d	n/d	n/d	n/d	n/d	n/d	n/d
Wolf	ᐊᒪᕈᐃᑦ	Amagut	n/d								2	2	3		5
Arctic fox	ᑎᓇᒐᓐᓂᐊᑦ	Tigiganiat	n/d					6	4	4	4	6		1	11
Wolverine	ᖃᑉᕕᑦ	Kalvik	n/d									1			1
Arctic hare	ᐅᑲᓖᑦ	Ukalik	n/d			3	1		1						5
Seals (unspecified)	ᓯᖕᑯᓖᑦ	Natiit	n/d					6	1	3		2	1	13	20
Ringed seal	ᓇᑦᓱᑦ	Natiinat	n/d	8	5	4	8	1				2	2		24
Bearded seal	ᐅᒻᔪᐃᑦ	Ukyuk	n/d		1		2	2				3	1	1	9
Walrus	ᐊᐃᕕᑦ	Akvik	n/d		1	1								1	3
Narwhal	ᑑᒐᓖᑦ ᕿᓚᓗᒐᑦ	Tuugaak	n/d		1										1
Beluga	ᖃᑯᕐᑕᑦ ᕿᓚᓗᒐᑦ	Kilalugak	n/d	8	12	6									20
Geese (unspecified)	ᓂᕐᓖᑦ	Kanguk	n/d											1	1
Snow goose	ᑲᖑᐃᑦ	Kanguq	n/d											6	6
Canada goose	ᓂᕐᓖᑦ ᐅᓗᐊᒍᓖᑦ	Nikliknik	n/d	1									1	9	11
Eider duck	ᒥᑏᑦ	Kingalik	n/d		1						1				2
Ptarmigan	ᐊᕿᒻᒋᑦ	Akilgik	n/d			1	4		1		1	2	2	1	11
Fish (unspecified)	ᐃᖃᓗᐃᑦ (ᓇᓗᓇᐃᕐᑕᐅᖏᑦᑐᑦ)	Ikaluit	n/d							3					3
Arctic char	ᐃᖃᓗᒃᐲᑦ	Ikaliviit	n/d	23	11	7	19	18	13	5	7	5	5	5	66
Lake trout	ᐃᓱᕐᑕᐃᑦ	Ikalukpik	n/d		2	1	4	2				1	5	18	29

‡‡ No data are available corresponding to the harvest numbers shown in the harvest estimates table which were provided by DSD.

‡‡ ᑎᑎᕋᓯᒪᔪᓂᒃ ᐱᑕᖃᖏᑦᑐᖅ ᐱᔾᔪᑎᓕᖕᓂᒃ ᐊᖑᔭᑦ ᖃᕋᐅᓂᖏᖕᓄᑦ ᐊᓚᒃᑲᐅᒪᔪᓄᑦ ᐊᖑᔭᓄᑦ ᓇᓚᐅᕐᓱᕈᑎᓂ ᑐᓂᔭᖏᖕᓂ ᐃᑯᐱᕐᕕᓕᕆᔨᑦ.

‡‡ Nahagauhimaitut titigakhimajunik pitman kanuk anguvaktakhimajunik kanukitunit pijaumajut ikupiktulikijinik.

TABLE/ᓇᓗᓇᐃᔭᐅᑦ/NAUNAIKUTA 583

Monthly harvest estimates
ᑕᕿᑕᒫᑦ ᐊᖑᔭᓄᑦ ᓇᓚᐅᑦᓴᕈᑏᑦ
Tatkiktaman nahaktauvaktun

Year 2 (June 1997 - May 1998)
ᐊᒻᕐᒍ 2 (ᔫᓂ 1997 - ᒪᐃ 1998)
Ukiunga 2 (June 1997 - May 1998)

Month/ᑕᕿᖓ/Tatkia			JUN ᔫᓂ	JUL ᔪᓚᐃ	AUG ᐊᐅᒻᒍᑎ	SEP† ᓱᑎᒻᐱᓇ	OCT† ᐅᑦᑐᐱᓇ	NOV† ᓄᓇᒻᐱᓇ	DEC† ᑏᓯᒻᐱᓇ	JAN† ᒎᖕᓄᐊᓇ	FEB† ᓈᕝᕗᐊᓇ	MAR ᒪᕐᔪ	APR ᐃᑦᓇᓕ	MAY ᒪᐃ	Total ᑲᑎᑦᑐᒋᑦ Tamakiklugin ± 95% CI
Species	**ᐆᒪᔪᑦ**	**Umajuin**													
Caribou	ᑐᒃᑐᐃᑦ	Tuktut	1	9		n/d	n/d	n/d	n/d	n/d	n/d	154	52	6	222 ± 35
Polar bear‡	ᓇᓄᐃᑦ‡	Nanuit‡						9			1		1		11
Wolf	ᐊᒪᕈᐃᑦ	Amagut				n/d	n/d	n/d	n/d	n/d	n/d		6	1	7 ± 1
Arctic fox	ᑎᓇᒐᓐᓂᐊᑦ	Tigiganiat				n/d	n/d	n/d	n/d	n/d	n/d	6			6 ± 2
Seals (unspecified)	ᓱᖅᑯᓖᑦ	Natiit	4			n/d	n/d	n/d	n/d	n/d	n/d			16	20 ± 5
Ringed seal	ᓇᑦᓱᑦ	Natiinat				n/d	n/d	n/d	n/d	n/d	n/d		2	6	8 ± 7
Bearded seal	ᐅᒡᔪᐃᑦ	Ukyuk				n/d	n/d	n/d	n/d	n/d	n/d		1		1 ± 0
Walrus	ᐊᐃᕕᑦ	Akvik				n/d	n/d	n/d	n/d	n/d	n/d			2	2 ± 1
Beluga	ᖃᑯᑦᑕᑦ ᕿᓚᓗᒐᑦ	Kilalugak	1			n/d	n/d	n/d	n/d	n/d	n/d				1 ± 1
Snow goose	ᑲᖑᐃᑦ	Kanguq				n/d	n/d	n/d	n/d	n/d	n/d			11	11 ± 6
Canada goose	ᓂᑦᓖᑦ ᐅᓗᐊᒍᓐᓖᑦ	Nikliknik				n/d	n/d	n/d	n/d	n/d	n/d			17	17 ± 7
Ptarmigan	ᐊᕿᒻᒋᑦ	Akilgik				n/d	n/d	n/d	n/d	n/d	n/d		3		3 ± 1
Fish (unspecified)	ᐃᖃᓗᐃᑦ (ᓇᓗᓇᐃᑦᑕᐅᖏᑦᑐᑦ)	Ikaluit				n/d	n/d	n/d	n/d	n/d	n/d			66	66 ± 13
Arctic char	ᐃᖃᓗᒃᐱᑦ	Ikaliviit	20	99		n/d	n/d	n/d	n/d	n/d	n/d				119 ± 85
Lake trout	ᐃᓱᑦᑐᐃᑦ	Ikalukpik	1			n/d	n/d	n/d	n/d	n/d	n/d	8	8	125	142 ± 34

† No data were collected from September 1997 to February 1998. Consequently, the total harvest listed above is a 6 month total (June 1997 - August 1997 and March 1998 - May 1998), not an annual total. Similarly, the confidence intervals shown were calculated only for the 6 months in which data were collected.

‡ Polar bear data supplied by DSD.

† ᓇᓴᐃᔪᖃᓚᐅᖏᑦᑐᖅ ᐅᕙᖕᖓᑦ ᓱᑎᒻᐱᓇ 1997 ᐅᕗᖓ ᕕᕝᕗᐊᓇ 1998. ᑕᐃᒪᐃᓐᓂᖓᓄᑦ, ᑲᑎᑦᑐᒋᑦ ᐊᖑᔭᑦ ᑎᑎᕋᕐᓯᒪᔪᑦ ᖁᓐᓕᕐᓂ ᑲᓄᑦ ᑕᕿᓄᑦ ᑲᑎᓯᒪᔪᑦ (ᔫᓂ 1997 - ᐊᐅᒻᒍᑎ 1997 ᐊᒻᒪᓗ ᒪᕐᔪ 1998 - ᒪᐃ 1998), ᐊᒻᕋᒍᓕᒫᖑᖏᑦᑐᒧᑦ. ᑕᐃᒫᒐᓚᑦᑕᐅᖅ, ᓱᓕᔪᕐᓇᕐᑐᑦ ᐊᑯᓐᓂᖓᓂ ᐊᓚᒃᑲᐅᒪᔪᑦ ᖃᐅᔨᐅᒐᓱᐊᓚᐅᑦᑐᑦ ᐅᑯᓄᖓᑐᐊᖅ ᑲᓄᑦ ᑕᕿᓄᑦ ᓈᓴᐃᒃᑯᐅᔪᓄᑦ.

‡ ᓇᓄᕐᓄᑦ ᑎᑎᕋᑦᑕᒪᔪᑦ ᑐᓂᓯᖏᑦ ᐅᑯᐊ ᐃᑯᐱᕐᕕᓕᕆᔨᑦ.

† Katikhitaumaituttauk September 1997 tikitlugu 1998. Talvalutauk, katitiktauhimajut tapkuan siksini tatkikhiutin katilugin (June 1997 – August 1997 March 1998 – May 1998), ukiumun ilutumungitut. Taimanahainaktauk, siksini tatkikhiutini katitiktakhat katitikhimayut.

‡ Nanuin nahagaumajut pijauhimajut Ikupiktulikijinik.

TABLE/ᓇᓗᓇᐃᔭᐅᑦ/NAUNAIKUTA 584

Monthly hunter response — **Year 2 (June 1997 - May 1998)**

ᑕᕿᑕᒫᑦ ᐊᖑᓇᓱᒃᑏᑦ ᑭᐅᓂᖏᑦ — **ᐊᒻᕐᒍ 2 (ᔫᓂ 1997 - ᒪᐃ 1998)**

Tatkiktaman pijauhimajut angunahuktinun — **Ukiunga 2 (June 1997 - May 1998)**

Month/ᑕᕿᖓ/Tatkia			JUN ᔫᓂ	JUL ᔪᓚᐃ	AUG ᐊᐅᒻᒍᑎ	SEP ᓱᑎᒻᐱᓇ	OCT ᐅᑦᑐᐱᓇ	NOV ᓄᓇᒻᐱᓇ	DEC ᑏᓯᒻᐱᓇ	JAN ᒎᓐᓄᐊᓇ	FEB ᓈᕝᕗᐊᓇ	MAR ᒫᕐᓯ	APR ᐃᕐᓇᓕ	MAY ᒪᐃ	Total ᑲᑎᑦᑐᑦ Tamakiklugin
Hunter Response Categories	**ᐊᖑᓇᓱᒃᑏᑦ ᑭᐅᓂᖏᑦ ᐋᒍᕐᓯᒪᓂᖏᑦ**	**Angunahukpaktun Kiujait**													
Monthly hunter list	ᑕᕿᑕᒫᑦ ᐊᖑᓇᓱᒃᑏᑦ	Tatkitaman angunahuktut titigait	357	358	358	n/d	n/d	n/d	n/d	n/d	n/d	359	360	357	372*
Interview list	ᐊᐱᕐᓱᕋᓐᓴᐃᑦ	Apikiktan	209	210	210	n/d	n/d	n/d	n/d	n/d	n/d	209	209	207	218*
Hunters interviewed	ᐊᖑᓇᓱᒃᑏᑦ ᐊᐱᕐᓱᑦᑕᑦ	Angunahuktin apikhuktan	172	168	144	n/d	n/d	n/d	n/d	n/d	n/d	197	200	194	210*
Harvested	ᐊᖑᓇᓱᒃᑐᒥᓃᑦ	Angujaujut	4	5	0	n/d	n/d	n/d	n/d	n/d	n/d	51	22	49	89*
Response rate (%)	ᑭᐅᔪᑦ ᖃᑦᓯᐅᓂᖏᑦ (%)	Kiujut (%)	82	80	69	n/d	n/d	n/d	n/d	n/d	n/d	94	96	94	86**

* Hunters registered/on interview list/interviewed/harvested at least once during the year.
** Mean monthly response rate.

* ᐊᖑᓇᓱᒃᑏᑦ ᐊᑎᓕᐅᓯᒪᔪᑦ/ᐊᐱᕐᓱᕋᓐᓴᓂᑦ/ᐊᐱᕐᓱᑦᑕᑦ/ᐊᖑᓇᓱᒃᑐᒥᓃᑦ ᐊᑕᐅᓯᐊᕐᓗ% ᐊᑐᑎᒃ ᐊᒻᕐᒍᒥ.
** ᐋᐅᒋᓕᑎᓯᒪᔪᑦ ᑕᕿᑕᒫᑦ ᑭᐅᔪᑦ.

* Angunahuktin atiliukhimajut/apikhiktaujukhat/apikhiktaunikut/anguhimajut talvani ukiumi.
** Talvani angunahuknami kiujutaumajut.

TABLE/ᓇᓗᓇᐃᔭᐅᑦ/NAUNAIKUTA 585

Recall period between harvest and interview, expressed as % of total harvest records — **Year 2 (June 1997 - May 1998)**

ᐅᑎᕐᕕᐅᔪᑦ ᐊᑯᕐᖓᓂ ᐊᖑᓇᓱᒋᓂᖓᑕ ᐊᒻᒪᓗ ᐊᐱᕐᓱᕐᑕᐅᓂᖓᑕ, ᓇᓗᓇᐃᕐᑕᑦ ᐃᒫᒃ % ᑲᑎᑦᑐᑦ ᐊᖑᓇᓱᒃᑕᑦ ᑎᑎᕐᕐᑕᐅᒪᔪᑦ — **ᐊᒻᕐᒍ 2 (ᔫᓂ 1997 - ᒪᐃ 1998)**

Itkaumajaujut angunahuktunun apihijauvaktunutlu, kanuk amigaitiginit tamakiklugin angujauhimajut — **Ukiunga 2 (June 1997 - May 1998)**

Month/ᑕᕿᖓ/Tatkia			JUN ᔫᓂ	JUL ᔪᓚᐃ	AUG ᐊᐅᒻᒍᑎ	SEP ᓱᑎᒻᐱᓇ	OCT ᐅᑦᑐᐱᓇ	NOV ᓄᓇᒻᐱᓇ	DEC ᑏᓯᒻᐱᓇ	JAN ᒎᓐᓄᐊᓇ	FEB ᓈᕝᕗᐊᓇ	MAR ᒫᕐᓯ	APR ᐃᕐᓇᓕ	MAY ᒪᐃ	Total ᑲᑎᑦᑐᑦ Tamakiklugin
Recall Period	**ᐅᑎᕐᕕᐅᔪᑦ**	**Pigiakvia**													
≤ 3 months	≤ 3 ᑕᕿᑦ	≤ tatkin pingahut	100	75	0	n/d	n/d	n/d	n/d	n/d	n/d	66	71	65	68
4-6 months	4-6 ᑕᕿᑦ	tatkin hitaman 6nut	0	0	0	n/d	n/d	n/d	n/d	n/d	n/d	0	0	35	13
> 6 months	> 6 ᑕᕿᑦ	> 6 tatkin	0	25	0	n/d	n/d	n/d	n/d	n/d	n/d	34	29	0	18

TABLE/ᓇᓗᓇᐃᔭᐅᑦ/NAUNAIKUTA 586

Number of hunters harvesting each species — **Year 2 (June 1997 - May 1998)**

ᖃᑦᓯᐅᓂᖏᑦ ᐊᖑᓇᓱᒃᑏᑦ ᐊᖑᓇᓱᒃᐸᑦᑐᑦ ᐊᑐᓂᒃ ᐆᒪᔪᕐᓂᒃ — **ᐊᒃᕋᒍ 2 (ᔫᓂ 1997 - ᒪᐃ 1998)**

Amigaitiginigin angunahukpaktun anguvaktaitlu kanugitugiagin — **Ukiunga 2 (June 1997 - May 1998)**

Month/ᑕᕝᕕᖓ/Tatkia			JUN ᔫᓂ	JUL ᔪᓚᐃ	AUG ᐊᐅᒃᑯᑎ	SEP ᓱᑎᒃᐱᓇ	OCT ᐅᑦᑐᐱᓇ	NOV ᓄᓇᒃᐱᓇ	DEC ᑏᓯᒃᐱᓇ	JAN ᒎᖕᓄᐊᓇ	FEB ᓈᕝᕗᐊᓇ	MAR ᒪᕐᓯ	APR ᐃᕐᓇᓕ	MAY ᒪᐃ	Total ᑲᑎᕐᑐᑦ Tamakiklugin
Species	**ᐆᒪᔪᑦ**	**Umajuin**													
Caribou	ᑐᒃᑐᐃᑦ	Tuktut	1	3		n/d	n/d	n/d	n/d	n/d	n/d	49	17	6	66
Polar bear#	ᓇᓄᐃᑦ#	Nanuit#	n/d	n/d	n/d	n/d	n/d	n/d	n/d	n/d	n/d	n/d	n/d	n/d	n/d
Wolf	ᐊᒪᕈᐃᑦ	Amagut				n/d	n/d	n/d	n/d	n/d	n/d		3	1	4
Arctic fox	ᑎᓇᒐᓐᓂᐊᑦ	Tigiganiat				n/d	n/d	n/d	n/d	n/d	n/d	1			1
Seals (unspecified)	ᓱᖅᑯᓖᑦ	Natiit	1			n/d	n/d	n/d	n/d	n/d	n/d			8	9
Ringed seal	ᓇᕐᓱᑦ	Natiinat				n/d	n/d	n/d	n/d	n/d	n/d		1	2	3
Bearded seal	ᐅᒡᔪᐃᑦ	Ukyuk				n/d	n/d	n/d	n/d	n/d	n/d		1		1
Walrus	ᐊᐃᕕᑦ	Akvik				n/d	n/d	n/d	n/d	n/d	n/d			2	2
Beluga	ᖃᑯᑦᑕᑦ ᕿᓚᓗᒐᑦ	Kilalugak	1			n/d	n/d	n/d	n/d	n/d	n/d				1
Snow goose	ᑲᖑᐃᑦ	Kanguq				n/d	n/d	n/d	n/d	n/d	n/d			1	1
Canada goose	ᓂᑦᓖᑦ ᐅᓗᐊᒍᓖᑦ	Nikliknik				n/d	n/d	n/d	n/d	n/d	n/d			2	2
Ptarmigan	ᐊᕿᒐᕌᑦ	Akilgik				n/d	n/d	n/d	n/d	n/d	n/d		1		1
Fish (unspecified)	ᐃᖃᓗᐃᑦ (ᓇᓗᓇᐃᑦᑕᐅᖏᑦᑐᑦ)	Ikaluit				n/d	n/d	n/d	n/d	n/d	n/d			15	15
Arctic char	ᐃᖃᓗᒃᐲᑦ	Ikaliviit	2	2		n/d	n/d	n/d	n/d	n/d	n/d				3
Lake trout	ᐃᓱᒪᕋᐃᑦ	Ikalukpik	1			n/d	n/d	n/d	n/d	n/d	n/d	2	1	18	22

6.3.5

No data are available corresponding to the harvest numbers shown in the harvest estimates table which were provided by DSD.

ᑎᑎᕋᓯᒪᔪᓂᒃ ᐱᑕᖃᖏᑦᑐᖅ ᐱᔾᔪᑎᓕᖕᓂᒃ ᐊᖑᔭᑦ ᖃᕋᐅᓂᖏᖕᓄᑦ ᐊᓚᒃᑲᐅᒪᔪᓄᑦ ᐊᖑᔭᓄᑦ ᓇᓚᐅᑦᓴᕈᑎᓂ ᑐᓂᔭᖏᖕᓂ ᐃᑯᐱᕐᐃᓕᓇᔨᑦ.

Nahagauhimaitut titigakhimajunik pitman kanuk angujaukatakhimajunik kanukitunit pijaumajut ikupiktulikijinik.

TABLE/ᓇᓗᓇᐃᔭᐅᑦ/NAUNAIKUTA 587

Monthly harvest estimates
ᑕᕿᑕᒫᑦ ᐊᖑᔭᓄᑦ ᓇᓚᐅᑦᓵᕈᑏᑦ
Tatkiktaman nahaktauvaktun

Year 3 (June 1998 - May 1999)
ᐊᒻᕿᒍ 3 (ᔪᓂ 1998 - ᒪᐃ 1999)
Ukiunga 3 (June 1998 - May 1999)

Month/ᑕᕿᖓ/Tatkia			JUN ᔪᓂ	JUL ᔪᓚᐃ	AUG ᐊᐅᒻᒍᑎ	SEP ᓱᑎᒻᐱᓇ	OCT ᐅᑦᑐᐱᓇ	NOV ᓄᓇᒻᐱᓇ	DEC ᑏᓯᒻᐱᓇ	JAN ᔫᓐᓄᐊᓇ	FEB ᓈᕝᕗᐊᓇ	MAR ᒪᕐᔪ	APR ᐃᑦᓇᓕ	MAY ᒪᐃ	Total ᑲᑎᑦᑐᒋᑦ Tamakiklugin ± 95% CI
Species	**ᐆᒪᔪᑦ**	**Umajuin**													
Caribou	ᑐᒃᑐᐃᑦ	Tuktut	9	23	22	94	23	16	33	229	152	171	163	47	982 ± 83
Musk-ox	ᐅᒥᒃᒪᐃᑦ	Umingmait									1	5			6 ± 5
Polar bear‡	ᓇᓄᐃᑦ‡	Nanuit‡						4	9						13
Wolf	ᐊᒪᕈᐃᑦ	Amagut							1	21	12	38	9	3	84 ± 21
Arctic fox	ᑎᓇᒐᓐᓂᐊᑦ	Tigiganiat							13		9	11			33 ± 19
Wolverine	ᖃᑉᓈᑦ	Kalvik										5			5 ± 5
Seals (unspecified)	ᓯᖅᑯᓐᑦ	Natiit	7	2	2	1						2		1	15 ± 2
Ringed seal	ᓇᑦᓱᑦ	Natiinat	7	5	1	5	7	6		3		2	9	15	60 ± 14
Bearded seal	ᐅᒃᔪᐃᑦ	Ukyuk	1		1	3	1							1	7 ± 2
Walrus	ᐊᐃᓈᑦ	Akvik	3											2	5 ± 1
Beluga	ᖃᑯᑦᑕᑦ ᕿᓚᓗᒐᑦ	Kilalugak			4	18									22 ± 10
Snow goose	ᑲᖑᐃᑦ	Kanguq	34											143	177 ± 24
Canada goose	ᓂᑦᓐᑦ ᐅᓗᐊᒍᓐᓐᑦ	Nikliknik	4											150	154 ± 16
Ptarmigan	ᐊᕿᒻᒋᑦ	Akilgik											165	73	238 ± 203
Fish (unspecified)	ᐃᖃᓗᐃᑦ (ᓇᓗᓇᐃᑦᑕᐅᖏᑦᑐᑦ)	Ikaluit	4												4 ± 2
Arctic char	ᐃᖃᓗᒃᐱᑦ	Ikaliviit	172	85	183	77	172	243	57	128	87	125	46	139	1,514 ± 179
Lake trout	ᐃᓱᕋᐃᑦ	Ikalukpik	23			19		38		61		70	99	245	555 ± 172
Cod	ᐆᒪᐃᑦ	Ugak											23	2	25 ± 30

‡ Polar bear data supplied by DSD.

‡ ᓇᓄᑦᓄᑦ ᑎᑎᕋᑦᑕᒪᔪᑦ ᑐᓂᒃᖏᑦ ᐅᑯᐊ ᐃᑯᐱᕐᕕᓕᕆᔨᑦ.

‡ Nanuin nahagaumajut pijauhimajut Ikupiktulikijinik.

TABLE/ᓇᓗᓇᐃᔭᐅᑦ/NAUNAIKUTA 588

Monthly hunter response — **Year 3 (June 1998 - May 1999)**

ᑕᕿᑖᒪᑦ ᐊᖑᓇᓱᒃᑏᑦ ᑭᐅᓂᖏᑦ — **ᐊᒻᕐᒍ 3 (ᔪᓂ 1998 - ᒪᐃ 1999)**

Tatkiktaman pijauhimajut angunahuktinun — **Ukiunga 3 (June 1998 - May 1999)**

Month/ᑕᕿᖓ/Tatkia			JUN ᔪᓂ	JUL ᔪᓚᐃ	AUG ᐊᐅᒻᒍᑎ	SEP ᓱᑎᒻᐱᓇ	OCT ᐅᑦᑐᐱᓇ	NOV ᓄᓇᒻᐱᓇ	DEC ᑏᓯᒻᐱᓇ	JAN ᒎᓐᓄᐊᓇ	FEB ᓈᕝᕗᐊᓇ	MAR ᒪᕐᓯ	APR ᐃᕐᓇᓕ	MAY ᒪᐃ	Total ᑲᑎᑦᑐᑦ Tamakiklugin
Hunter Response Categories	**ᐊᖑᓇᓱᒃᑏᑦ ᑭᐅᓂᖏᑦ ᐊᒻᒍᕐᓯᒪᓂᖏᑦ**	**Angunahukpaktun Kiujait**													
Monthly hunter list	ᑕᕿᑖᒪᑦ ᐊᖑᓇᓱᒃᑏᑦ	Tatkitaman angunahuktut titigait	358	354	354	353	353	354	354	342	340	342	339	339	367*
Interview list	ᐊᐱᕐᓱᕋᓛᐃᑦ	Apikiktan	208	207	208	209	210	211	211	201	201	202	201	200	215*
Hunters interviewed	ᐊᖑᓇᓱᒃᑏᑦ ᐊᐱᕐᓱᑦ	Angunahuktin apikhuktan	193	193	183	181	200	199	185	190	190	191	188	190	204*
Harvested	ᐊᖑᓇᓱᒃᑐᒥᓃᑦ	Angujaujut	37	23	18	35	25	19	18	37	34	43	44	48	114*
Response rate (%)	ᑭᐅᔪᑦ ᖃᑦᓯᐅᓂᖏᑦ (%)	Kiujut (%)	93	93	88	87	95	94	88	95	95	95	94	95	92**

* Hunters registered/on interview list/interviewed/harvested at least once during the year.
** Mean monthly response rate.

* ᐊᖑᓇᓱᒃᑏᑦ ᐊᑎᓕᐅᓯᒪᔪᑦ/ᐊᐱᕐᓱᕋᓛᓂᑦ/ᐊᐱᕐᓱᑦ/ᐊᖑᓇᓱᒃᑐᒥᓃᑦ ᐊᑕᐅᓯᐊᕐᓗᖅ ᐊᑐᑎᒃ ᐊᒻᕐᒍᒥ.
** ᐊᔾᔨᒌᓕᑎᓯᒪᔪᑦ ᑕᕿᑖᒪᑦ ᑭᐅᔪᑦ.

* Angunahuktin atiliukhimajut/apikhiktaujukhat/apikhiktaunikut/anguhimajut talvani ukiumi.
** Talvani angunahuknami kiujutaumajut.

TABLE/ᓇᓗᓇᐃᔭᐅᑦ/NAUNAIKUTA 589

Recall period between harvest and interview, expressed as % of total harvest records — **Year 3 (June 1998 - May 1999)**

ᐅᑎᕐᕕᐅᔪᑦ ᐊᑯᕐᖓᓂ ᐊᖑᓇᓱᒃᓂᖓᑕ ᐊᒻᒪᓗ ᐊᐱᕐᓱᕐᑕᐅᓂᖓᑕ, ᓇᓗᓇᐃᕐᑕᑦ ᐃᒫᒃ % ᑲᑎᑦᑐᑦ ᐊᖑᓇᓱᒃᑕᑦ ᑎᑎᕐᕐᑕᐅᒪᔪᑦ — **ᐊᒻᕐᒍ 3 (ᔪᓂ 1998 - ᒪᐃ 1999)**

Itkaumajaujut angunahuktunun apihijauvaktunutlu, kanuk amigaitiginit tamakiklugin angujauhimajut — **Ukiunga 3 (June 1998 - May 1999)**

Month/ᑕᕿᖓ/Tatkia			JUN ᔪᓂ	JUL ᔪᓚᐃ	AUG ᐊᐅᒻᒍᑎ	SEP ᓱᑎᒻᐱᓇ	OCT ᐅᑦᑐᐱᓇ	NOV ᓄᓇᒻᐱᓇ	DEC ᑏᓯᒻᐱᓇ	JAN ᒎᓐᓄᐊᓇ	FEB ᓈᕝᕗᐊᓇ	MAR ᒪᕐᓯ	APR ᐃᕐᓇᓕ	MAY ᒪᐃ	Total ᑲᑎᑦᑐᑦ Tamakiklugin
Recall Period	**ᐅᑎᕐᕕᐅᔪᑦ**	**Pigiakvia**													
≤ 3 months	≤ 3 ᑕᕿᑦ	≤ tatkin pingahut	50	26	100	100	100	100	100	36	53	100	100	100	81
4-6 months	4-6 ᑕᕿᑦ	tatkin hitaman 6nut	50	74	0	0	0	0	0	64	47	0	0	0	19
> 6 months	> 6 ᑕᕿᑦ	> 6 tatkin	0	0	0	0	0	0	0	0	0	0	0	0	0

TABLE/ᓇᓗᓇᐃᔭᐅᑦ/NAUNAIKUTA 590

Number of hunters harvesting each species — **Year 3 (June 1998 - May 1999)**

ᖃᑦᓯᐅᓂᖏᑦ ᐊᖑᓇᓱᒃᑏᑦ ᐊᖑᓇᓱᒃᐸᑦᑐᑦ ᐊᑐᓂᒃ ᐆᒪᔪᕐᓂᒃ — **ᐊᒡᕐᒍ 3 (ᔫᓂ 1998 - ᒪᐃ 1999)**

Amigaitiginigin angunahukpaktun anguvaktaitlu kanugitugiagin — **Ukiunga 3 (June 1998 - May 1999)**

Month/ᑕᕝᕙᖓ/Tatkia			JUN ᔫᓂ	JUL ᔪᓚᐃ	AUG ᐊᐅᒡᒍᑦᑎ	SEP ᓱᑎᒡᐱᕆ	OCT ᐅᑦᑐᐱᕆ	NOV ᓄᕕᒡᐱᕆ	DEC ᑏᓯᒡᐱᕆ	JAN ᒎᓐᓄᐊᕆ	FEB ᕖᕝᕗᐊᕆ	MAR ᒪᕐᔪ	APR ᐃᕐᓂᓕ	MAY ᒪᐃ	Total ᑲᑎᑦᑐᑦ Tamakiklugin
Species	**ᐆᒪᔪᑦ**	**Umajuin**													
Caribou	ᑐᒃᑐᐃᑦ	Tuktut	7	14	10	26	11	4	8	34	31	31	33	18	87
Musk-ox	ᐅᒥᒃᒪᐃᑦ	Umingmait									1	3			4
Polar bear#	ᓇᓄᐃᑦ#	Nanuit#	n/d	n/d	n/d	n/d	n/d	n/d	n/d	n/d	n/d	n/d	n/d	n/d	n/d
Wolf	ᐊᒪᕈᐃᑦ	Amagut							1	8	4	10	4	2	20
Arctic fox	ᑎᓇᒐᓐᓂᐊᑦ	Tigiganiat							1		2	2			5
Wolverine	ᖃᑉᕕᑦ	Kalvik										3			3
Seals (unspecified)	ᓯᖅᑯᓐᑦ	Natiit	5	2	2	1						2		1	11
Ringed seal	ᓇᑦᓱᑦ	Natiinat	5	3	1	2	7	3		2		2	4	10	30
Bearded seal	ᐅᒡᔪᐃᑦ	Ukyuk	1		1	2	1							1	5
Walrus	ᐊᐃᕕᑦ	Akvik	3											2	4
Beluga	ᖃᑯᑦᑕᑦ ᕿᓚᓗᒐᑦ	Kilalugak			2	3									5
Snow goose	ᑲᖑᐃᑦ	Kanguq	5											18	23
Canada goose	ᓂᑦᓛᑦ ᐅᓗᐊᒍᓛᑦ	Nikliknik	1											18	18
Ptarmigan	ᐊᕿᒡᒋᑦ	Akilgik											3	2	4
Fish (unspecified)	ᐃᖃᓗᐃᑦ (ᓇᓗᓇᐃᑦᑕᐅᖏᑦᑐᑦ)	Ikaluit	1												1
Arctic char	ᐃᖃᓗᒃᐲᑦ	Ikaliviit	13	4	3	2	7	10	2	4	4	5	3	6	39
Lake trout	ᐃᓱᕋᐃᑦ	Ikalukpik	2			2		2		1		4	8	19	31
Cod	ᐆᒐᐃᑦ	Ugak											2	1	3

‡‡ No data are available corresponding to the harvest numbers shown in the harvest estimates table which were provided by DSD.

‡‡ ᑎᑎᕋᓯᒪᔪᓂᒃ ᐱᑕᖃᖅᖏᑦᑐᖅ ᐱᔾᔪᑎᓕᖅᓂᒃ ᐊᖑᔭᑦ ᖃᑦᓯᐅᓂᖏᖅᓄᑦ ᐊᓚᒃᑲᐅᒪᔪᓄᑦ ᐊᖑᔭᓄᑦ ᓇᓚᐅᑦᓱᕈᑎᓂ ᑐᓂᔭᖏᖅᓂ ᐃᑯᐱᕐᕕᓕᕆᔨᑦ.

‡‡ Nahagauhimaitut titigakhimajunik pitman kanuk angujaukatakhimajunik kanukitunit pijaumajut ikupiktulikijinik.

TABLE/ᓇᓗᓇᐃᔭᐅᑦ/NAUNAIKUTA 591

Monthly harvest estimates
ᑕᕿᑕᒫᑦ ᐊᖑᔭᓄᑦ ᓇᓚᐅᑦᓵᕈᑏᑦ
Tatkiktaman nahaktauvaktun

Year 4 (June 1999 - May 2000)
ᐊᒻᕋᒍ 4 (ᔫᓂ 1999 - ᒪᐃ 2000)
Ukiunga 4 (June 1999 - May 2000)

Month/ᑕᕿᖓ/Tatkia			JUN ᔫᓂ	JUL ᔪᓚᐃ	AUG ᐊᐅᒡᒍᑦᑎ	SEP ᓱᑎᒡᐱᕆ	OCT ᐅᑦᑐᐱᕆ	NOV ᓄᕕᒡᐱᕆ	DEC ᑏᓯᒡᐱᕆ	JAN ᒣᓐᓄᐊᕆ	FEB ᕕᕝᕗᐊᕆ	MAR ᒫᑦᓯ	APR ᐃᑦᕆᓕ	MAY ᒪᐃ	Total ᑲᑎᑦᑐᒋᑦ Tamakiklugin ± 95% CI
Species	**ᐆᒪᔪᑦ**	**Umajuin**													
Caribou	ᑐᒃᑐᐃᑦ	Tuktut	28	120	135	76	60	94	64	54	54	118	204	121	1,128 ± 106
Polar bear‡	ᓇᓄᐃᑦ‡	Nanuit‡						6						4	10
Wolf	ᐊᒪᕐᐃᑦ	Amagut											38	3	41 ± 37
Arctic fox	ᑎᓇᒐᓐᓂᐊᑦ	Tigiganiat									1		2		3 ± 2
Wolverine	ᖃᕝᕕᑦ	Kalvik											4		4 ± 3
Ringed seal	ᓇᑦᓱᑦ	Natiinat	70	66	92	52	42						2	32	356 ± 60
Bearded seal	ᐅᒡᔪᐃᑦ	Ukyuk	1	5	4	18	14								42 ± 13
Walrus	ᐊᐃᕕᑦ	Akvik												5	5 ± 5
Beluga	ᖃᑯᑦᑕᑦ ᕿᓚᓗᒐᑦ	Kilalugak		17	74	25									116 ± 34
Snow goose	ᑲᖑᐃᑦ	Kanguq	150											20	170 ± 45
Canada goose	ᓂᑦᑦᑦ ᐅᓗᐊᒍᑦᑦᑦ	Nikliknik	163	1										79	243 ± 63
Goose eggs	ᑲᖑᐃᑦ ᒪᓐᓂᖏᑦ	Uluaguliit manniit	135												135 ± 42
Duck eggs	ᒥᑏᑦ ᒪᓐᓂᖏᑦ	Tinmiat manniit	111												111 ± 69
Arctic char	ᐃᖃᓗᒃᕕᑦ	Ikaliviit	491	876	420	71	47	143	45		68	73	61	66	2,361 ± 546
Lake trout	ᐃᓱᕋᐃᑦ	Ikalukpik	27		5	18						21	132	448	651 ± 215

‡ Polar bear data supplied by DSD.

‡ ᓇᓄᑦᓄᑦ ᑎᑎᕋᑕᐅᒪᔪᑦ ᑐᓂᔭᖏᑦ ᐅᑯᐊ ᐃᑯᐱᕐᕕᓕᕆᔨᑦ.

‡ Nanuin nahagaumajut pijauhimajut Ikupiktulikijinik.

TABLE/ᓇᓗᓇᐃᔭᐅᑦ/NAUNAIKUTA 592

Monthly hunter response — **Year 4 (June 1999 - May 2000)**

ᑕᕿᑖᒪᑦ ᐊᖑᓇᓱᒃᑏᑦ ᑭᐅᓂᖏᑦ — **ᐊᒻᕋᒍ 4 (ᔫᓂ 1999 - ᒪᐃ 2000)**

Tatkiktaman pijauhimajut angunahuktinun — **Ukiunga 4 (June 1999 - May 2000)**

Month/ᑕᕿᖓ/Tatkia			JUN ᔫᓂ	JUL ᔪᓚᐃ	AUG ᐊᐅᒻᒍᑎ	SEP ᓱᑎᒻᐱᓇ	OCT ᐅᑦᑐᐱᓇ	NOV ᓄᓇᒻᐱᓇ	DEC ᑏᓯᒻᐱᓇ	JAN ᒎᖕᓄᐊᓇ	FEB ᓈᕝᐅᐊᓇ	MAR ᒫᕐᓯ	APR ᐃᑦᓇᓕ	MAY ᒪᐃ	Total ᑲᑎᑦᑐᑦ Tamakiklugin
Hunter Response Categories	**ᐊᖑᓇᓱᒃᑏᑦ ᑭᐅᓂᖏᑦ ᐊᒻᒍᕐᓯᒪᓂᖏᑦ**	**Angunahukpaktun Kiujait**													
Monthly hunter list	ᑕᕿᑖᒪᑦ ᐊᖑᓇᓱᒃᑏᑦ	Tatkitaman angunahuktut titigait	342	344	347	347	350	348	347	347	348	345	347	348	364*
Interview list	ᐊᐱᕐᓱᕐᓴᐃᑦ	Apikiktan	202	205	208	207	209	208	208	209	209	208	209	210	221*
Hunters interviewed	ᐊᖑᓇᓱᒃᑏᑦ ᐊᐱᕐᓱᑦ	Angunahuktin apikhuktan	184	158	155	157	153	153	151	155	158	149	132	132	200*
Harvested	ᐊᖑᓇᓱᒃᑐᒥᓃᑦ	Angujaujut	55	48	35	25	18	15	10	11	14	22	33	49	114*
Response rate (%)	ᑭᐅᔪᑦ ᖃᑦᓯᐅᓂᖏᑦ (%)	Kiujut (%)	91	77	75	76	73	74	73	74	76	72	63	63	74**

* Hunters registered/on interview list/interviewed/harvested at least once during the year.
** Mean monthly response rate.

* ᐊᖑᓇᓱᒃᑏᑦ ᐊᑎᓕᐅᓯᒪᔪᑦ/ᐊᐱᕐᓱᕐᓴᓃᑦᑐᑦ/ᐊᐱᕐᓱᑦ/ᐊᖑᓇᓱᒃᑐᒥᓃᑦ ᐊᑕᐅᓯᐊᕐᓗᖅ ᐊᑦᑐᑎᒃ ᐊᒻᕋᒍᒥ.
** ᐊᔾᔨᒌᓕᑎᓯᒪᔪᑦ ᑕᕿᑖᒪᑦ ᑭᐅᔪᑦ.

* Angunahuktin atiliukhimajut/apikhiktaujukhat/apikhiktaunikut/anguhimajut talvani ukiumi.
** Talvani angunahuknami kiujutaumajut.

TABLE/ᓇᓗᓇᐃᔭᐅᑦ/NAUNAIKUTA 593

Recall period between harvest and interview, expressed as % of total harvest records — **Year 4 (June 1999 - May 2000)**

ᐅᑎᕐᕕᐅᔪᑦ ᐊᑯᕐᖓᓂ ᐊᖑᓇᓱᒃᓂᖓᑕ ᐊᒻᒪᓗ ᐊᐱᕐᓱᕐᑕᐅᓂᖓᑕ, ᓇᓗᓇᐃᕐᑕᑦ ᐃᒫᒃ % ᑲᑎᑦᑐᑦ ᐊᖑᓇᓱᒃᑕᑦ ᑎᑎᕐᕐᑕᐅᒪᔪᑦ — **ᐊᒻᕋᒍ 4 (ᔫᓂ 1999 - ᒪᐃ 2000)**

Itkaumajaujut angunahuktunun apihijauvaktunutlu, kanuk amigaitiginit tamakiklugin angujauhimajut — **Ukiunga 4 (June 1999 - May 2000)**

Month/ᑕᕿᖓ/Tatkia			JUN ᔫᓂ	JUL ᔪᓚᐃ	AUG ᐊᐅᒻᒍᑎ	SEP ᓱᑎᒻᐱᓇ	OCT ᐅᑦᑐᐱᓇ	NOV ᓄᓇᒻᐱᓇ	DEC ᑏᓯᒻᐱᓇ	JAN ᒎᖕᓄᐊᓇ	FEB ᓈᕝᐅᐊᓇ	MAR ᒫᕐᓯ	APR ᐃᑦᓇᓕ	MAY ᒪᐃ	Total ᑲᑎᑦᑐᑦ Tamakiklugin
Recall Period	**ᐅᑎᕐᕕᐅᔪᑦ**	**Pigiakvia**													
≤ 3 months	≤ 3 ᑕᕿᑦ	≤ tatkin pingahut	100	100	0	0	0	0	0	9	100	100	2	0	45
4-6 months	4-6 ᑕᕿᑦ	tatkin hitaman 6nut	0	0	0	0	0	100	100	91	0	0	98	100	30
> 6 months	> 6 ᑕᕿᑦ	> 6 tatkin	0	0	100	100	100	0	0	0	0	0	0	0	25

TABLE/ᓇᓗᓇᐃᔭᐅᑦ/NAUNAIKUTA 594

Number of hunters harvesting each species — **Year 4 (June 1999 - May 2000)**

ᖃᑦᓯᐅᓂᖏᑦ ᐊᖑᓇᓱᒃᑏᑦ ᐊᖑᓇᓱᒃᐸᑦᑐᑦ ᐊᑐᓂᒃ ᐆᒪᔪᕐᓂᒃ — **ᐊᒡᕋᒍ 4 (ᔫᓂ 1999 - ᒪᐃ 2000)**

Amigaitiginigin angunahukpaktun anguvaktaitlu kanugitugiagin — **Ukiunga 4 (June 1999 - May 2000)**

Month/ᑕᕝᕙᖓ/Tatkia			JUN ᔫᓂ	JUL ᔪᓚᐃ	AUG ᐊᐅᒡᒍᑎ	SEP ᓱᑎᒡᐱᕆ	OCT ᐅᑦᑐᐱᕆ	NOV ᓄᓇᒡᐱᕆ	DEC ᑏᓯᒡᐱᕆ	JAN ᒣᓐᓄᐊᕆ	FEB ᓈᕝᕗᐊᕆ	MAR ᒫᕐᓯ	APR ᐃᑦᕆᓕ	MAY ᒪᐃ	Total ᑲᑎᑦᑐᑦ Tamakiklugin
Species	**ᐆᒪᔪᑦ**	**Umajuin**													
Caribou	ᑐᒃᑐᐃᑦ	Tuktut	10	34	23	16	11	15	10	11	12	19	28	21	89
Polar bear#	ᓇᓄᐃᑦ#	Nanuit#	n/d	n/d	n/d	n/d	n/d	n/d	n/d	n/d	n/d	n/d	n/d	n/d	n/d
Wolf	ᐊᒪᕈᐃᑦ	Amagut											3	1	4
Arctic fox	ᑎᕆᒐᓐᓂᐊᑦ	Tigiganiat									1		1		2
Wolverine	ᖃᕝᕕᑦ	Kalvik											2		2
Ringed seal	ᓇᑦᓱᑦ	Natiinat	23	15	11	10	4						1	8	42
Bearded seal	ᐅᒡᔪᐃᑦ	Ukyuk	1	2	2	4	5								8
Walrus	ᐊᐃᕕᑦ	Akvik												2	2
Beluga	ᖃᑯᑦᑕᑦ ᕿᓚᓗᒐᑦ	Kilalugak		7	15	6									23
Snow goose	ᑲᖑᐃᑦ	Kanguq	15											1	16
Canada goose	ᓂᕐᓵᑦ ᐅᓗᐊᒍᓵᑦ	Nikliknik	18	1										8	26
Goose eggs	ᑲᖑᐃᑦ ᒪᓐᓂᖏᑦ	Uluaguliit manniit	4												4
Duck eggs	ᒥᑏᑦ ᒪᓐᓂᖏᑦ	Tinmiat manniit	1												1
Arctic char	ᐃᖃᓗᒃᕕᑦ	Ikaliviit	30	18	3	1	1	2	1		2	2	2	2	46
Lake trout	ᐃᓱᕋᐃᑦ	Ikalukpik	3		1	1						1	7	20	29

‡‡ No data are available corresponding to the harvest numbers shown in the harvest estimates table which were provided by DSD.

‡‡ ᑎᑎᕋᕐᓯᒪᔪᓂᒃ ᐱᑕᖃᖅᑕᖅᑐᖅ ᐱᒃᔪᑎᓕᓐᓂᒃ ᐊᖑᔭᑦ ᖃᑦᓯᐅᓂᖏᓐᓂᑦ ᐊᓚᒃᑲᐅᒪᔪᓂᑦ ᐊᖑᔭᓂᑦ ᓇᓚᐅᑦᓴᕈᑎᓂ ᑐᓂᒃᖏᖅᓂ ᐃᑯᐱᕐᓂᓕᓇᕆᑦ.

‡‡ Nahagauhimaitut titigakhimajunik pitman kanuk angujaukatakhimajunik kanukitunit pijaumajut ikupiktulikijinik.

6.3.5

TABLE/ᓇᓗᓇᐃᔭᐅᑦ/NAUNAIKUTA 595

Monthly harvest estimates — **Year 5 (June 2000 - May 2001)**

ᑕᕿᑖᒪᑦ ᐊᖑᔭᓄᑦ ᓇᓚᐅᑦᓵᕈᑏᑦ — **ᐊᒻᕋᒍ 5 (ᔫᓂ 2000 - ᒪᐃ 2001)**

Tatkiktaman nahaktauvaktun — **Ukiunga 5 (June 2000 - May 2001)**

Month/ᑕᕿᖓ/Tatkia			JUN ᔫᓂ	JUL ᔪᓚᐃ	AUG ᐊᐅᒻᒍᑎ	SEP ᓱᑎᒻᐱᓇ	OCT ᐅᑦᑐᐱᓇ	NOV ᓄᓇᒻᐱᓇ	DEC ᑏᓯᒻᐱᓇ	JAN ᒎᓐᓄᐊᓇ	FEB ᓈᕐᐅᐊᓇ	MAR ᒪᕐᔪ	APR ᐃᕐᓇᓕ	MAY ᒪᐃ	Total ᑲᑎᑦᑐᒋᑦ Tamakiklugin ± 95% CI
Species	**ᐆᒪᔪᑦ**	**Umajuin**													
Caribou	ᑐᒃᑐᐃᑦ	Tuktut	72	33	55	94		33			24	35	61	4	411 ± 51
Polar bear‡	ᓇᓄᐃᑦ‡	Nanuit‡					1								1
Ringed seal	ᓇᑦᓱᑦ	Natiinat	34	18	15	9				1	2				79 ± 24
Bearded seal	ᐅᒻᔪᐃᑦ	Ukyuk	2	1	1	4									8 ± 3
Walrus	ᐊᐃᕕᑦ	Akvik	5	2											7 ± 3
Narwhal	ᑑᒫᓐᑦ ᕿᓚᓗᒐᑦ	Tuugaak		2	1										3 ± 1
Beluga	ᖃᑯᕐᑦ ᕿᓚᓗᒐᑦ	Kilalugak		4	28	22									54 ± 9
Snow goose	ᑲᖑᐃᑦ	Kanguq	42	17		8									67 ± 55
Canada goose	ᓄᕐᓐᑦ ᐅᓗᐊᒍᓐᓐᑦ	Nikliknik	106												106 ± 83
Ptarmigan	ᐊᕿᒻᒋᑦ	Akilgik						8							8 ± 4
Arctic char	ᐃᖃᓗᒃᐱᑦ	Ikaliviit	551	407	60		71	155							1,244 ± 265
Lake trout	ᐃᓱᕋᐃᑦ	Ikalukpik	114					41						562	717 ± 317

‡ Polar bear data supplied by DSD.

‡ ᓇᓄᕐᓄᑦ ᑎᑎᕋᑦᑕᐅᒪᔪᑦ ᑐᓂᒃᑯᑦ ᐅᑯᐊ ᐃᑯᐱᕐᕕᓕᕆᔨᑦ.

‡ Nanuin nahagaumajut pijauhimajut Ikupiktulikijinik.

6.3.5

TABLE/ᓇᓗᓇᐃᔭᐅᑦ/NAUNAIKUTA 596

Monthly hunter response — **Year 5 (June 2000 - May 2001)**

ᑕᕿᑖᒪᑦ ᐊᖑᓇᓱᒃᑏᑦ ᑭᐅᓂᖏᑦ — **ᐊᒻᕋᒍ 5 (ᔫᓂ 2000 - ᒪᐃ 2001)**

Tatkiktaman pijauhimajut angunahuktinun — **Ukiunga 5 (June 2000 - May 2001)**

Month/ᑕᕿᖓ/Tatkia			JUN ᔫᓂ	JUL ᔪᓚᐃ	AUG ᐊᐅᒻᒍᑎ	SEP ᓱᑎᒻᐱᓇ	OCT ᐅᑦᑐᐱᓇ	NOV ᓄᓇᒻᐱᓇ	DEC ᑏᓯᒻᐱᓇ	JAN ᒎᓐᓄᐊᓇ	FEB ᓈᕐᐅᐊᓇ	MAR ᒪᕐᔪ	APR ᐃᕐᓇᓕ	MAY ᒪᐃ	Total ᑲᑎᑦᑐᒋᑦ Tamakiklugin
Hunter Response Categories	**ᐊᖑᓇᓱᒃᑏᑦ ᑭᐅᓂᖏᑦ ᐊᒻᒍᕐᓯᒪᓂᖏᑦ**	**Angunahukpaktun Kiujait**													
Monthly hunter list	ᑕᕿᑖᒪᑦ ᐊᖑᓇᓱᒃᑏᑦ	Tatkitaman angunahuktut titigait	348	349	348	351	348	347	322	313	313	311	312	314	362*
Interview list	ᐊᐱᕐᓱᕋᕐᓴᐃᑦ	Apikiktan	210	213	212	215	213	212	204	196	196	194	195	197	224*
Hunters interviewed	ᐊᖑᓇᓱᒃᑏᑦ ᐊᐱᕐᓱᕐᑕᑦ	Angunahuktin apikhuktan	133	190	190	189	132	185	167	121	122	119	121	119	202*
Harvested	ᐊᖑᓇᓱᒃᑐᒥᓃᑦ	Angujaujut	34	31	34	37	1	7	0	1	9	7	12	24	82*
Response rate (%)	ᑭᐅᔪᑦ ᖃᑦᓯᐅᓂᖏᑦ (%)	Kiujut (%)	63	89	90	88	62	87	82	62	62	61	62	60	72**

* Hunters registered/on interview list/interviewed/harvested at least once during the year.
** Mean monthly response rate.

* ᐊᖑᓇᓱᒃᑏᑦ ᐊᑎᓕᐅᕐᓯᒪᔪᑦ/ᐊᐱᕐᓱᕋᕐᓴᓃᑦᑐᑦ/ᐊᐱᕐᓱᑦᑕᑦ/ᐊᖑᓇᓱᒃᑐᒥᓃᑦ ᐊᑕᐅᓯᐊᕐᓗᖅ ᐊᑦᑐᑎᒃ ᐊᒻᕋᒍᒥ.
** ᐊᔾᔨᒌᓕᕐᑎᓯᒪᔪᑦ ᑕᕿᑖᒪᑦ ᑭᐅᔪᑦ.

* Angunahuktin atiliukhimajut/apikhiktaujukhat/apikhiktaunikut/anguhimajut talvani ukiumi.
** Talvani angunahuknami kiujutaumajut.

TABLE/ᓇᓗᓇᐃᔭᐅᑦ/NAUNAIKUTA 597

Recall period between harvest and interview, expressed as % of total harvest records — **Year 5 (June 2000 - May 2001)**

ᐅᑎᕝᕕᐅᔪᑦ ᐊᑯᕐᖓᓂ ᐊᖑᓇᓱᒃᓂᖓᑕ ᐊᒻᒪᓗ ᐊᐱᕐᓱᕐᑕᐅᓂᖓᑕ, ᓇᓗᓇᐃᕐᑕᑦ ᐃᒫᒃ % ᑲᑎᑦᑐᒋᑦ ᐊᖑᓇᓱᒃᑕᑦ ᑎᑎᕋᕐᑕᐅᒪᔪᑦ — **ᐊᒻᕋᒍ 5 (ᔫᓂ 2000 - ᒪᐃ 2001)**

Itkaumajaujut angunahuktunun apihijauvaktunutlu, kanuk amigaitiginit tamakiklugin angujauhimajut — **Ukiunga 5 (June 2000 - May 2001)**

Month/ᑕᕝᕙᖓ/Tatkia			JUN ᔫᓂ	JUL ᔪᓚᐃ	AUG ᐊᐅᒻᒍᑎ	SEP ᓱᑎᒻᐱᓇ	OCT ᐅᑦᑐᐱᓇ	NOV ᓄᕕᒻᐱᓇ	DEC ᑏᓯᒻᐱᓇ	JAN ᒎᓐᓄᐊᓇ	FEB ᕕᕝᕗᐊᓇ	MAR ᒫᕐᓯ	APR ᐃᕐᓇᓕ	MAY ᒪᐃ	Total ᑲᑎᑦᑐᒋᑦ Tamakiklugin
Recall Period	ᐅᑎᕝᕕᐅᔪᑦ	**Pigiakvia**													
≤ 3 months	≤ 3 ᑕᕝᕕᑦ	≤ tatkin pingahut	32	100	100	100	100	100	0	100	100	100	100	100	89
4-6 months	4-6 ᑕᕝᕕᑦ	tatkin hitaman 6nut	68	0	0	0	0	0	0	0	0	0	0	0	11
> 6 months	> 6 ᑕᕝᕕᑦ	> 6 tatkin	0	0	0	0	0	0	0	0	0	0	0	0	0

6.3.5

TABLE/ᓇᓗᓇᐃᔭᐅᑦ/NAUNAIKUTA 598

Number of hunters harvesting each species — **Year 5 (June 2000 - May 2001)**

ᖃᑦᓯᐅᓂᖏᑦ ᐊᖑᓇᓱᒃᑏᑦ ᐊᖑᓇᓱᒃᐸᑦᑐᑦ ᐊᑐᓂᒃ ᐆᒪᔪᕐᓂᒃ — **ᐊᒻᕋᒍ 5 (ᔫᓂ 2000 - ᒪᐃ 2001)**

Amigaitiginigin angunahukpaktun anguvaktaitlu kanugitugiagin — **Ukiunga 5 (June 2000 - May 2001)**

Month/ᑕᕝᕙᖓ/Tatkia			JUN ᔫᓂ	JUL ᔪᓚᐃ	AUG ᐊᐅᒻᒍᑎ	SEP ᓱᑎᒻᐱᓇ	OCT ᐅᑦᑐᐱᓇ	NOV ᓄᕕᒻᐱᓇ	DEC ᑏᓯᒻᐱᓇ	JAN ᒎᓐᓄᐊᓇ	FEB ᕕᕝᕗᐊᓇ	MAR ᒫᕐᓯ	APR ᐃᕐᓇᓕ	MAY ᒪᐃ	Total ᑲᑎᑦᑐᒋᑦ Tamakiklugin
Species	ᐆᒪᔪᑦ	**Umajuin**													
Caribou	ᑐᒃᑐᐃᑦ	Tuktut	16	14	19	26		6			7	7	12	2	57
Polar bear#	ᓇᓄᐃᑦ#	Nanuit#	n/d	n/d	n/d	n/d	n/d	n/d	n/d	n/d	n/d	n/d	n/d	n/d	n/d
Ringed seal	ᓇᑦᓱᑦ	Natiinat	7	9	5	5				1	2				21
Bearded seal	ᐅᒻᔪᐃᑦ	Ukyuk	1	1	1	3									6
Walrus	ᐊᐃᕕᑦ	Akvik	3	2											5
Narwhal	ᑑᒫᓖᑦ ᕿᓚᓗᒐᑦ	Tuugaak		2	1										3
Beluga	ᖃᑯᕐᑕᑦ ᕿᓚᓗᒐᑦ	Kilalugak		3	14	6									20
Snow goose	ᑲᖑᐃᑦ	Kanguq	1	1		2									4
Canada goose	ᓂᕐᓖᑦ ᐅᓗᐊᒍᓖᑦ	Nikliknik	5												5
Ptarmigan	ᐊᕿᒻᒋᑦ	Akilgik						1							1
Arctic char	ᐃᖃᓗᒃᐱᑦ	Ikaliviit	12	12	4		1	5							27
Lake trout	ᐃᓱᕋᐃᑦ	Ikalukpik	1					1						22	23

‡‡ No data are available corresponding to the harvest numbers shown in the harvest estimates table which were provided by DSD.

‡‡ ᑎᑎᕋᓯᒪᔪᓂᒃ ᐱᑕᖃᖅᖏᑦᑐᖅ ᐱᔾᔪᑎᓕᖅᓂᒃ ᐊᖑᔭᑦ ᖃᕐᓯᐅᓂᖏᖅᓄᑦ ᐊᓚᒃᑲᐅᒪᔪᓄᑦ ᐊᖑᔭᓄᑦ ᓇᓚᐅᕐᓱᑎᓂ ᑐᓂᔭᖏᖅᓂ ᐃᑯᐱᕐᕕᓕᕆᔨᑦ.

‡‡ Nahagauhimaitut titigakhimajunik pitman kanuk angujaukatakhimajunik kanukitunit pijaumajut ikupiktulikijinik.

TABLE/ᓇᓗᓇᐃᔭᐅᑦ/NAUNAIKUTA 599

Annual harvest estimates and five-year mean

All Years (June 1996 - May 2001)

ᐊᒡᕋᒍᑕᒫᑦ ᐊᖑᔭᓄᑦ ᓇᓚᐅᑦᓴᕈᑏᑦ ᐊᒻᒪᓗ ᑕᓪᓕᒪᓄᑦ-ᐊᒡᕋᒍᓄᑦ ᐊᔾᔨᒌᓕᕐᑎᓯᒪᔪᑦ 2001)

ᑕᒪᐃᓐᓄᑦ ᐊᒡᕋᒍᓄᑦ (ᓲᓂ 1996 - ᒪᐃ

Study Year/ᖃᐅᔨᓴᕐᕕᒃ ᐊᒡᕋᒍ/Ihivgiukimayut Ukiumi			1†	2†	3	4	5	Mean ᐊᔾᔨᒌᓕᕐᑎᓯᒪᔪᑦ Amigaitkiyait
			96/97	97/98	98/99	99/00	00/01	
Species	ᐆᒪᔪᑦ	**Umajuin**						
Caribou[1]	ᑐᒃᑐᐃᑦ[1]	Tuktut[1]	1,615	724	982	1,128	411	989
Musk-ox[2]	ᐅᒥᒃᒪᐃᑦ[2]	Umingmait[2]	3	1	6	0	0	2
Polar bear[3]	ᓇᓄᐃᑦ[3]	Nanuit[3]	12	11	13	10	1	9
Wolf[4]	ᐊᒪᕈᐃᑦ[4]	Amagut[4]	27	17	84	41	0	34
Arctic fox[5]	ᑎᓇᒐᓐᓂᐊᑦ[5]	Tigiganiat[5]	171	39	33	3	0	49
Wolverine[6]	ᖃᕝᕕᑦ[6]	Kalvik[6]	1	0	5	4	0	2
Arctic hare[7]	ᐅᑲᓖᑦ[7]	Ukalik[7]	11	2	0	0	0	3
Seals (unspecified)[8]	ᓯᖕᑯᓖᑦ[8]	Natiit[8]	81	26	15	0	0	24
Ringed seal[8]	ᓇᑦᓱᑦ[8]	Natiinat[8]	186	55	60	356	79	154
Bearded seal[8]	ᐅᒡᔪᐃᑦ[8]	Ukyuk[8]	24	14	7	42	8	20
Walrus	ᐊᐃᕕᑦ	Akvik	5	2	5	5	7	5
Narwhal[9]	ᑑᒫᓖᑦ ᕿᓚᓗᒐᑦ[9]	Tuugaak[9]	1	0	0	0	3	1
Beluga[10]	ᖃᑯᕐᑕᑦ ᕿᓚᓗᒐᑦ[10]	Kilalugak[10]	110	23	22	116	54	73
Geese (unspecified)	ᓂᕐᓖᑦ	Kanguk	47	0	0	0	0	9
Snow goose	ᑲᖑᐃᑦ	Kanguq	76	13	177	170	67	101
Canada goose	ᓂᕐᓖᑦ ᐅᓗᐊᒍᓖᑦ	Nikliknik	142	17	154	243	106	132
Eider duck	ᒥᑏᑦ	Kingalik	6	0	0	0	0	1
Ptarmigan[11]	ᐊᕿᒐᑦ[11]	Akilgik[11]	81	15	238	0	8	68
Goose eggs[12]	ᑲᖑᐃᑦ ᒪᓐᓂᖅᑕᑦ[12]	Uluaguliit manniit[12]	34	0	0	135	0	34
Duck eggs[12]	ᒥᑏᑦ ᒪᓐᓂᖅᑕᑦ[12]	Tinmiat manniit[12]	28	0	0	0	0	28
Fish (unspecified)	ᐃᖃᓗᐃᑦ	Ikaluit	51	78	4	0	0	27
Arctic char[13]	ᐃᖃᓗᒃᐱᑦ[13]	Ikaliviit[13]	6,413	1,227	1,514	2,361	1,244	2,618
Lake trout	ᐃᓱᕋᐃᑦ	Ikalukpik	474	202	555	651	717	521
Cod	ᐆᒪᐃᑦ	Ugak	0	0	25	0	0	5

† No data were collected in June 1996 (year 1), and from September 1997 to February 1998 (year 2). Annual harvest estimates for years 1 and 2 were obtained by using the average of the harvest estimates for the corresponding months in the three or four years in which data were collected.

[1-13]: See page 724 for community feedback and other sources of data.

† ᓇᓴᐃᔪᖃᓚᐅᖅᑐᖅ ᐅᕙᓂ ᓲᓂ 1996 (ᐊᒡᕋᒍ 1), ᐊᒻᒪᓗ ᐅᕙᖅᑐᑦ ᓱᑎᒡᐱᓇ 1997 ᐅᑦᑐᖕᒐ ᕕᖅᐅᐊᓇ 1998 (ᐊᒡᕋᒍ 2). ᐊᒡᕋᒍᓕᒫᒧᑦ ᐊᖑᔭᓄᑦ ᓇᓚᐅᑦᓴᕈᑏᑦ ᐊᒡᕋᒍᓐᓄᑦ 1 ᐊᒻᒪᓗ 2 ᐱᔭᐅᓚᐅᑦᑐᑦ ᐊᑐᑦᑐᒋᑦ ᐊᔾᔨᒌᓕᕐᑎᓯᒪᔪᑦ ᐊᖑᔭᓄᑦ ᓇᓚᐅᑦᓴᕈᑏᑦ ᑕᒫᓂᓇᐃᓐᓇᖅ ᑕᕝᕙᓂ ᑖᒃᑯᓇᓂ ᐱᖓᓱᓂ ᐅᑦᕙᔅᓐᓂᑦ ᑎᓴᒪᓂ ᐊᒡᕋᒍᓂ ᓈᓴᐃᒃᕕᐅᔪᓂ.

[1-13]: ᑕᑯᒍᒃ ᒪᕐᕕᑐᒐᖅ 726 ᓄᓇᓖᑦ ᑭᐅᔪᑎᖅᑦ ᐊᒻᒪᓗ ᐊᓯᖅᑦ ᐱᒃᕕᐅᔪᑦ ᓈᓴᐅᑎᓂᒃ.

† Katikhihimaitut June 1996 (ukiuk hivulik), September 1997min tikitlugu February 1998 (aipani ukiumi). Ukiungani angujaumajut ukiungani hivulikmi aipanilu tatkit atukhugin pingahunun hitamanutlunit tamna atugauluni nahaktaumajut.

[1-13]: Takulugu makpigaak 728 nunanit kiutjutinganik ovalo aalanik naunaiyautainik.

TABLE/ᓇᓗᓇᐃᔭᐅᑦ/NAUNAIKUTA 600

Annual hunter response — **All Years (June 1996 - May 2001)**

ᐊᒻᕐᒍᑕᒫᑦ ᐊᖑᓇᓱᒃᑏᑦ ᑭᐅᓂᖏᑦ — **ᑕᒪᐃᓐᓄᑦ ᐊᒻᕐᒍᓄᑦ (ᓱᕈᓂ 1996 - ᒪᐃ 2001)**

Angujauvaktu — **Tamamik ukiuni (June 1996 - May 2001)**

Study Year/ᖃᐅᔨᓴᕐᓂᒃ ᐊᒻᕐᒍ/Ihivgiukimayut Ukiumi			1	2	3	4	5	Total ᑲᑎᑦᑐᑦ Tamakiklugin
			96/97	97/98	98/99	99/00	00/01	
Hunter Response Categories	**ᐊᖑᓇᓱᒃᑏᑦ ᑭᐅᓂᖏᑦ ᐊᒻᒍᕐᓯᒪᓂᖏᑦ**	**Angunahukpaktun Kiujait**						
Monthly hunter list	ᑕᕿᑕᒫᑦ ᐊᖑᓇᓱᒃᑏᑦ	Tatkitaman angunahuktut titigait	379	372	367	364	362	424*
Interview list	ᐊᐱᕐᓱᕋᓴᑦ	Apikiktan	253	218	215	221	224	324*
Hunters interviewed	ᐊᖑᓇᓱᒃᑏᑦ ᐊᐱᕐᓱᑦᑕᑦ	Angunahuktin apikhuktan	247	210	204	200	202	302*
Harvested	ᐊᖑᓇᓱᒃᑐᒥᓃᑦ	Angujaujut	142	89	114	114	82	200*
Response Rate (%)	ᑭᐅᔪᑦ ᖃᑦᓱᐅᓂᖏᑦ (%)	Kiujut (%)	83	86	92	74	72	82**

* Hunters registered/on interview list/interviewed/harvested at least once during the study.
** Mean annual response rate.

* ᐊᖑᓇᓱᒃᑏᑦ ᐊᑎᓕᐅᕐᓯᒪᔪᑦ/ᐊᐱᕐᓱᕋᓴᓂᑦᑐᑦ/ᐊᐱᕐᓱᑦᑕᑦ/ᐊᖑᓇᓱᒃᑐᒥᓃᑦ ᐊᑕᐅᓯᐊᕐᓗᖅ ᐊᑐᑎᒃ ᖃᐅᔨᓴᕐᓂᒥ.
** ᐊᔾᔨᒌᓕᕐᑎᓯᒪᔪᑦ ᐊᒻᕐᒍᑕᒫᑦ ᑭᐅᔪᑦ.

* Angunahuktin atiliukhimajut/apikhiktaujukhat/apikhiktaunikut/anguhimajut taipfumuna tahapkuan kaujihatatiplugin.
** Atjikilirhimajut ukiumun kiutjutaujut.

TABLE/ᓇᓗᓇᐃᔭᐅᑦ/NAUNAIKUTA 601

Recall period between harvest and interview, expressed as % of total harvest records — **All Years (June 1996 - May 2001)**

ᐅᑎᕐᕕᐅᔪᑦ ᐊᑯᕐᖓᓂ ᐊᖑᓇᓱᒋᓂᖓᑕ ᐊᒻᒪᓗ ᐊᐱᕐᓱᕐᑕᐅᓂᖓᑕ, ᓇᓗᓇᐃᕐᑕᑦ ᐃᒫᒃ % ᑲᑎᑦᑐᑦ ᐊᖑᓇᓱᒃᑕᑦ ᑎᑎᕐᕐᑕᐅᒪᔪᑦ — **ᑕᒪᐃᓐᓄᑦ ᐊᒻᕐᒍᓄᑦ (ᓱᕈᓂ 1996 - ᒪᐃ 2001)**

Angunahuktin apikhuktaujut, iluakhagaujutl % tamakiklugit angujauhimajut umajut — **Tamamik ukiuni (June 1996 - May 2001)**

Study Year/ᖃᐅᔨᓴᕐᓂᒃ ᐊᒻᕐᒍ/Ihivgiukimayut Ukiumi			1	2	3	4	5	Total ᑲᑎᑦᑐᑦ Tamakiklugin
			96/97	97/98	98/99	99/00	00/01	
Recall Period	**ᐅᑎᕐᕕᐅᔪᑦ**	**Pigiakvia**						
≤ 3 months	≤ 3 ᑕᕿᑦ	≤ tatkin pingahut	80	68	81	45	89	73
4-6 months	4-6 ᑕᕿᑦ	tatkin hitaman 6nut	13	13	19	30	11	18
> 6 months	> 6 ᑕᕿᑦ	> 6 tatkin	7	18	0	25	0	9

TABLE/ᓇᓗᓇᐃᔭᐅᑦ/NAUNAIKUTA 602

Number of hunters harvesting each species

ᖃᑦᓯᐅᓂᖏᑦ ᐊᖑᓇᓱᒃᑏᑦ ᐊᖑᓇᓱᒃᐸᑦᑐᑦ ᐊᑐᓂᒃ ᐆᒪᔪᕐᓂᒃ

Angunahuktin angutivaktun umajunik

All Years (June 1996 - May 2001)

ᑕᒪᐃᓐᓄᑦ ᐊᒃᕋᒍᓄᑦ (ᔫᓂ 1996 - ᒪᐃ 2001)

Tamamik ukiuni (June 1996 - May 2001)

Study Year/ᖃᐅᔨᓴᕐᕕᒃ ᐊᒃᕋᒍ/Ihivgiukimayut Ukiumi			1	2	3	4	5	Total ᑲᑎᕐᑐᑦ Tamakiklugin
			96/97	97/98	98/99	99/00	00/01	
Species	**ᐆᒪᔪᑦ**	**Umajuin**						
Caribou	ᑐᒃᑐᐃᑦ	Tuktut	118	66	87	89	57	166
Musk-ox	ᐅᒥᒃᒪᐃᑦ	Umingmait	2		4			5
Polar bear#	ᓇᓄᐃᑦ#	Nanuit#	n/d	n/d	n/d	n/d	n/d	n/d
Wolf	ᐊᒪᕈᐃᑦ	Amagut	5	4	20	4		27
Arctic fox	ᑎᓇᒐᓐᓂᐊᑦ	Tigiganiat	11	1	5	2		15
Wolverine	ᖃᕝᕕᑦ	Kalvik	1		3	2		5
Arctic hare	ᐅᑲᓖᑦ	Ukalik	5					5
Seals (unspecified)	ᓯᖕᑯᓖᑦ	Natiit	20	9	11			32
Ringed seal	ᓇᑦᓱᑦ	Natiinat	24	3	30	42	21	73
Bearded seal	ᐅᒡᔪᐃᑦ	Ukyuk	9	1	5	8	6	19
Walrus	ᐊᐃᕕᑦ	Akvik	3	2	4	2	5	14
Narwhal	ᑑᒫᓖᑦ ᕿᓚᓗᒐᑦ	Tuugaak	1				3	4
Beluga	ᖃᑯᕐᑦ ᕿᓚᓗᒐᑦ	Kilalugak	20	1	5	23	20	50
Geese (unspecified)	ᓂᕐᓖᑦ	Kanguk	1					1
Snow goose	ᑲᖑᐃᑦ	Kanguq	6	1	23	16	4	37
Canada goose	ᓂᕐᓖᑦ ᐅᓗᐊᒍᓖᑦ	Nikliknik	11	2	18	26	5	52
Eider duck	ᒥᑏᑦ	Kingalik	2					2
Ptarmigan	ᐊᕿᒐᕐᑦ	Akilgik	11	1	4		1	16
Goose eggs	ᑲᖑᐃᑦ ᒪᓐᓂᖏᑦ	Uluaguliit manniit				4		4
Duck eggs	ᒥᑏᑦ ᒪᓐᓂᖏᑦ	Tinmiat manniit				1		1
Fish (unspecified)	ᐃᖃᓗᐃᑦ (ᓇᓗᓇᐃᕐᑕᐅᖏᑦᑐᑦ)	Ikaluit	3	15	1			19
Arctic char	ᐃᖃᓗᒃᐱᑦ	Ikaliviit	66	3	39	46	27	105
Lake trout	ᐃᓱᕐᕋᐃᑦ	Ikalukpik	29	22	31	29	23	89
Cod	ᐆᒐᐃᑦ	Ugak			3			3

‡‡ No data are available corresponding to the harvest numbers shown in the harvest estimates table which were provided by DSD.

‡‡ ᑎᑎᕐᓯᒪᔪᓂᒃ ᐱᑕᖃᖏᑦᑐᖅ ᐱᒃᔪᑎᓐᓂᒃ ᐊᖑᔭᑦ ᖃᕐᓯᐅᓂᖏᓐᓄᑦ ᐊᓚᒃᑲᐅᒪᔪᓄᑦ ᐊᖑᔭᓄᑦ ᓇᓚᐅᑦᓴᕈᑎᓂ ᑐᓂᔭᖏᓐᓂ ᐃᑯᐱᕐᕕᓕᕆᔨᑦ.

‡‡ Nahagauhimaitut titigakhimajunik pitman kanuk angujaukatakhimajunik kanukitunit pijaumajut ikupiktulikijinik.

6.3.5 Community Results Discussion: Rankin Inlet

Although data collection in most communities began in July 1996, in Rankin Inlet delays were encountered and data collection began one month late in August 1996. Further problems encountered during data collection resulted in missing data from September 1997 to February 1998. In April 2001, a letter was written to the Nunavut Implementation Panel and cc'ed to the relevant RWOs and HTOs informing them of the missing data. The letter also demonstrated the NWMB's approach to the problem, detailing the use of collected data to estimate for the missing months. The Nunavut Implementation Panel accepted the NWMB's approach to the issue in June 2001. As such, there are no data (n/d) displayed for the months in which no data were collected in Rankin Inlet. In order to estimate the total yearly harvest in years 1 and 2, estimates for the missing months were obtained by calculating the mean harvest for the corresponding months in the four years in which data were collected.

The survey frame:
An assessment of under-enumeration during the community visit indicated that there were very few Inuit hunters who were not registered in the Harvest Study. It is estimated that there were 13 non-Inuit hunters with assigned hunting rights who were not registered – all occasional hunters. As discussed in Section 5.2.1 the effect of this under-enumeration would have led to a downward bias of the harvest estimates. However, the extent of the bias is likely very small since the missing hunters only represent three percent of the total hunter population (Table 10).

Survey coverage and non-response bias:
Response rates were generally very good in the first three years of the study (with the exception of the months in which no data were collected). In the final two years of the study response rates began to fall in some months with rates dropping below 75% in the final months of the study. As seen in Table 9 the consistent intentional non-response rate in Rankin Inlet was high, at 14.8%, resulting in a high potential for non-response bias. Given this and the low response rates in the final two years of the study, the potential for both sampling error and non-response bias is high.

Response rates were felt to be high enough and non-response bias low enough during years 1 to 3 (with the exception of the months in which no data were collected) to ensure that n did in fact constitute a sufficiently representative sample of N hunters. Readers should exercise caution when using the data collected during the last two years of the study.

Measurement issues and response error:
It was reported during the community visit that some hunters did not keep track of the number of eggs harvested. Further details are provided in the community feedback and other sources of data section below. Section 5.4 also contains a thorough discussion of this issue.

As seen in the recall period tables, most months in years 3 and 5 had short recall periods with the majority of harvest records having been collected within three months of the harvest, minimizing measurement error due to recall failure. However, recall periods were much longer, over six months in some cases, during some months in year 1, year 2 and several months in year 4. Recall error in these instances is more likely.

Records provided by DFO confirm that commercial quotas were issued for arctic char throughout the Harvest Study (DFO F). However, as indicated in the comments relating to arctic char, very few of these harvests were reported during the study. It is also evident when assessing the quantities of char reported by hunters that the vast majority of harvests were for subsistence and not for commercial sale.

Although there is not a large scale commercial harvest of caribou in Rankin Inlet, some animals are sold commercially to the local meat plant. These animals were designated as such in the database, and were later removed and do not make up part of the harvest estimates shown in the data tables.

Community feedback and other sources of data:

1. **Caribou:** Caribou harvesting consisted of barren-ground caribou. The harvest estimate in year 5 seems too low; it was reported that the estimate in year 4 looked more typical and accurate (C.F.). Some caribou were harvested and sold to the local meat plant. These entries were removed from the database and can be viewed in Table 4.
2. **Musk-ox:** The annual quota was 5 animals; however, they were not always all taken. Hunters travel large distances to harvest musk-ox (C.F.).

[3] **Polar bear:** Numbers displayed are not estimates but confirmed harvest numbers supplied by DSD (DSD PB).

[4] **Wolf:** Harvest estimates seem too low, especially in year 5 when none were reported. There are wolves harvested every year (C.F.). In order to verify harvest estimates, data were obtained from DSD detailing the number of pelts sold by hunters. DSD reports were available for 1999/2000 and 2000/2001 (years 4 and 5) and indicate that 62 wolf pelts were purchased from Rankin Inlet hunters in 1999/2000 (year 4) and 25 were purchased in 2000/2001 (year 5) (note that DSD data are based on harvest years that run from July to June, whereas Harvest Study data are based on harvest years that run from June to May) (DSD FB). Both of these numbers exceed the harvest estimates confirming that estimates are low in these years.

[5] **Arctic fox:** Similarly, arctic fox are harvested every year and the data indicating no harvests reported in year 5 seems inaccurate (C.F.). Again DSD records were consulted for 1999/2000 and 2000/2001 (years 4 and 5) and revealed that 175 arctic fox pelts were purchased from Rankin Inlet hunters in 1999/2000 (year 4) and 107 were purchased in 2000/2001 (year 5) (note that DSD data are based on harvest years that run from July to June, whereas Harvest Study data are based on harvest years that run from June to May) (DSD FB). Both of these numbers exceed the harvest estimates confirming that estimates are low in these years.

[6] **Wolverine:** Hunters report that wolverines are harvested every year and data from years with no reported harvests appear inaccurate (C.F.). There were no records of wolverine pelts purchased from hunters by DSD (DSD FB) however DSD staff confirms yearly harvests of wolverine of up to 15 animals.

[7] **Arctic hare:** Although harvesting of hare has declined over the years it was reported that some are taken every year (C.F.).

[8] **Seals:** The seal harvest consisted of both ringed seal and bearded seal. Seals (unspecified) would be one of these two species. Harvest estimates seem accurate (C.F.).

[9] **Narwhal:** Hunters travel to the Repulse Bay area to harvest Narwhal. DFO reports the following harvest numbers for narwhal (note that DFO data are based on fiscal years, whereas Harvest Study data are based on harvest years that run from June to May) (DFO N/B):

96/97	97/98	98/99	99/00	00/01
7	0	2	2	7

[10] **Beluga:** DFO reports the following harvest numbers for beluga (note that DFO data are based on fiscal years, whereas Harvest Study data are based on harvest years that run from June to May) (DFO N/B):

96/97	97/98	98/99	99/00	00/01
48	48	35	n/d	45

[11] **Ptarmigan:** Although harvesting changes from year to year due to changes in abundance in the area, some are harvested every year (C.F.).

[12] **Eggs:** Nesting areas are not abundant in the area, eggs are difficult to find but people do harvest some every year. Occasionally some people harvest snow geese eggs from around the Arviat area. They also harvest some arctic tern eggs (none reported). It was reported that all egg numbers seem low since many people do not count their eggs and therefore did not report them (C.F.).

[13] **Arctic char:** There was some commercial fishing of arctic char throughout the study (DFO F). However, it is felt that much of it was not reported. There were a few entries in the Harvest Study database which indicated that the harvest was commercial. These were removed from the database and can be viewed in Table 4. Harvest estimates are thought to be fairly accurate for subsistence harvesting only (C.F.).

6.3.5 ᓄᓇᓕᖕᓂ ᓴᖅᑭᑕᐅᔪᓂᒃ ᐅᖃᖃᑎᒌᒋᑎᑦ: ᑲᖏᖅᓱᓂᖅ

ᐊᓪᓚᑕᐅᔪᑦᓴᓂᒃ ᓄᐊᑦᑎᓇᕝᕕᓂᐊᓂᖅ ᐱᒋᐊᖅᐸᓚᐅᕋᓗᐊᖅᑎᓪᓗᒍ ᐅᓄᕐᓂᖅᓴᓂ ᓄᓇᓕᐅᔪᓂ ᔪᓚᐃ 1996ᒥ ᑲᖏᖅᓱᓂᕐᒥ ᑭᖑᓯᓇᐊᖅᐸᓚᐅᖅᑐᑦ ᐊᒻᒪ ᐱᒋᐊᓕᑕᐃᓐᓇᖅᑐᑎᒃ ᑕᖅᑭᓕᒫᒥ ᑭᖑᓯᖅᑐᑎᒃ ᐋᒡᒍᓯ 1996ᒥ. ᐊᑲᐅᓐᖏᓗᑕᖃᓚᐅᕐᒥᔪᑦ ᓄᐊᑦᑎᓇᕝᕕᓂᐊᔭᒥᓂᒃ ᐊᓪᓚᕐᓯᒪᔪᖃᓚᐅᖏᒻᒪᑦ ᓯᑎᐱᓇ 1997ᒥᑦ ᕕᐳᐊᓇ 1998ᒧᑦ. ᐃᐱᓇ 2001ᒥ, ᑎᑎᕋᕐᕕᐅᓚᐅᖅᑐᑦ ᓄᓇᕗᑦ ᐊᑐᓕᖅᑎᑦᑎᔨᑦ ᐊᒻᒪ ᑐᓂᔭᐅᓪᓗᑎᒃ ᐊᔾᔨᖏᓐᓂᒃ ᐊᕕᑦᑐᖅᓯᒪᔪᕐᑯᑎᒥᓄᑦ ᐆᒪᔪᓕᓇᔨᕐᔪᐊᓄᑦ ᐊᒻᒪ ᐊᖑᓇᓱᑦᑐᓕᓇᔨᖏᓐᓄᑦ ᑐᓴᖅᑎᑕᐅᕆᐊᖅᑐᑎᒃ ᐊᓪᓚᓯᒪᔪᑦ ᐱᑕᖃᖏᓐᓂᖏᓐᓂᒃ. ᑎᑎᖅᑲᖅ ᑕᑯᑎᑦᓯᓚᐅᖅᑐᖅ ᓄᓇᕗᑦ ᐆᒪᔪᓕᓇᔨᕐᔪᐊᒃᑯᑦ ᖃᓄᖅᑑᖕᒐᓇᓱᓂᕐᒥᓂᒃ ᐱᒍᑕᐅᔪᒧᑦ, ᓇᓗᓇᐃᔭᐃᓪᓗᑎᒃ ᐊᑐᖅᑕᐅᓐᓂᖏᓐᓂᒃ ᓄᐊᑕᐅᓐᑦᑐᐃᑦ ᒥᑦᓴᐅᓯᓇᓱᓂᐊᖅᑎᓪᓗᒋᑦᑦ ᑕᖅᑭᓄᑦ ᐊᓪᓚᕐᕕᐅᓂᖏᑦᑐᓄᑦ. ᓄᓇᕗᑦ ᐊᑐᓕᖅᑎᑦᑎᔨᒃᑯᑦ ᓈᒻᒪᒃᓴᐅᖅᑐᑦ ᑖᒃᑯᐊ ᐆᒪᔪᓕᓇᔨᕐᔪᐊᒃᑯᑦ ᖃᓄᐃᓕᐅᕋᓱᓐᓂᓇᔭᒥᓂᒃ ᔫᓂ 2001ᒥ, ᑕᐃᒪᐃᒻᒪᑦ, ᐊᓪᓚᓯᒪᖏᑦᑐᓂᒃ ᓇᓗᓇᐃᖅᑕᐅᓯᒪᔭᑦ ᑕᖅᑭᓄᑦ ᐊᓪᓚᒐᑦᓴᓂᒃ ᓇᕝᕚᖅᑐᒥᓂᐅᑎᓐᓇᑦ ᑲᖏᖅᓱᓂᕐᒥ. ᒥᑦᑕᐅᓯᖅᑕᐅᔪᓐᓇᕐᔪᓪᓗᑎᑦ ᐅᑭᐅᒥ ᑲᑎᑦᑐᑎᑦ ᐆᒪᔪᖅᑕᐅᔪᒥᓂᑦ ᐅᑭᐅᖏᓐᓂ 1 ᐊᒻᒪ 2, ᖃᑦᑎᐅᓂᓇᔭᒥᓂᖏᑦ ᑕᖅᑭᓄᑦ ᐊᓪᓚᕐᕕᐅᓯᒪᖏᑦᑐᓄᑦ ᓴᖅᑮᔪᓐᓇᓚᐅᖅᑐᑦ ᓈᓴᐅᑎᖃᖅᑐᑎᒃ ᐱᔭᐅᒡᒍᔪᓚᐅᖅᑐᓂᒃ ᑕᖅᑭᓂᑦ ᐊᓯᖏᓐᓂ ᓇᕝᕚᖅᑕᐅᕝᕕᓂᑦᑐᒥᓂᕐᓂᒃ ᐅᑭᐅᓂ ᑎᓴᒪᓂᒃ ᓄᐊᑦᑎᕝᕕᓪᓗᑦ ᐊᓪᓚᒐᓴᓂᒃ.

6.3.5

ᖃᐅᔨᓴᓂᐅᑦ ᐋᖅᑭᐅᒪᓂᖓ:

ᑐᑭᓯᔭᐅᓇᓱᑦᑎᓪᓗᑦ ᐊᑎᓕᐅᓇᖏᓗᐊᕐᓂᑦ ᓄᓇᕗᑦ ᐳᓚᕐᖅᑕᐅᑎᓪᓗᑦ ᑕᑯᑎᑦᓯᓚᐅᖅᑐᑦ ᖃᑦᑏᓐᓇᑯᓗᐃᑦ ᐊᒡᒍᓂᐊᖅᑎᑦ ᐊᑎᖃᖃᑕᐅᓚᐅᖏᓐᓂᖏᓐᓂᒃ ᖃᐅᔨᓴᓂᕐᒧᑦ. ᐃᓱᒪᒋᔭᐅᓯᒪᔪᖅ 13 ᐃᓅᖏᑦᑐᑦ ᐊᒡᒍᓇᓱᑦᑎᑦ ᐱᔪᓐᓇᐅᑎᖃᖅᑎᑕᐅᔪᑦ ᐊᑎᖃᖃᑕᐅᓚᐅᖏᓐᓂᖏᓐᓂᒃ - ᑕᒪᒥᒃ ᖃᑯᑎᒃᑯᑦ ᐊᒡᒍᓂᐊᖅᑎᐅᓪᓗᑎᒃ. ᐅᖃᐅᓯᐅᒻᒪᑕ ᓈᓴᐅᑎᒥ 5.2.1 ᑕᒪᑐᒪ ᐊᑎᓕᐅᓇᖏᓗᐊᕈᑎᐅᑉ ᐱᒍᑕᐅᓂᖓ ᐊᑦᑎᑰᓪᓕᑦᑎᑦᓯᒪᒐᔭᖅᑐᐃᑦ ᐆᒪᔪᖅᑕᐅᑰᑦᑐᑦ ᖃᑦᓯᐅᑰᓂᖏᓐᓂᒃ. ᑭᓯᐊᓂ, ᖃᓄᑎᒋ ᐃᓚᓕᐅᓇᖏᓐᓂᖃᓂᕐᒪᖔᑦᑐᐃᑦ ᐊᑦᓲᓗᐊᕈᓇᐃᑦᑐᖅ ᐃᓚᐅᖏᑦᑐᑦ ᐊᒡᒍᓂᐊᖅᑎᑦ 3%ᒦᑐᐃᓐᓇᕐᒪᑕ ᑲᑎᑕᐅᒍᑎᒃ ᐊᒡᒍᓂᐊᖅᑎᓕᒫᑦ (ᓇᓕᖅᑲᖅ 10).

ᖃᐅᔨᓴᖅᑕᐅᔪᑦ ᐊᒻᒪ ᐃᓚᓕᐅᓇᔭᐅᓐᖏᑦᑐᑦ ᑭᐅᓐᖏᑦᑐᑦ:

ᑭᐅᓐᑦᑐᑦ ᓈᒻᒪᔭᐃᓐᓇᐸᓗᓚᐅᖅᑐᑦ ᐅᑭᐅᓂ ᐱᖓᓱᓂ ᐱᒋᐊᓕᕐᖓᓂᑦ ᖃᐅᔨᓴᕐᓂᖅ (ᐱᖃᓯᐅᖏᑦᑐᒋᑦ ᑕᖅᑭᑦ ᓇᕝᕚᖅᑕᐅᓐᖏᑦᑐᑦ ᐊᓪᓚᒐᓴᓂᒃ). ᐅᑭᐅᑦ ᒪᕐᒃ ᓯᕗᓪᓕᖅᐸᖏᓐᓂ ᑭᐅᓐᑦᑐᑦ ᖃᑦᑏᓐᓇᑯᖅᐸᓪᓕᐊᓕᓚᐅᖅᑐᑦ 75% ᑐᖓᓄᑦ ᑲᑕᑦᑐᑎᒃ ᑕᖅᑭᑦ ᑭᖑᓪᓕᖅᐸᖏᓐᓂ ᖃᐅᔨᓴᕐᓂᐅᑦ. ᑕᑯᑎᑦᓯᒪᑕ ᓇᓕᖅᑲᒥ 9 ᐱᔭᕇᓪᓗᑎᒃ ᑭᐅᑦᑕᐃᓕᓪᓴᐃᓐᓇᐸᑦᑐᑦ ᑲᖏᖅᓱᓂᕐᒥ ᐅᓄᕐᖅᑐᑦ, 14.8%ᒦᑦᑐᑎᒃ, ᑭᐅᑦᓐᖏᑦᑐᓂᒃ ᐃᓚᓕᐅᓐᖏᑭᑕᐅᓂᖅᓴᐅᑐᐃᓐᓇᕝᕕᖃᖅᑐᓂ. ᑕᒪᓐᓇ ᐃᓱᒪᒋᓪᓗᒍ ᐊᒻᒪ ᖃᑦᑏᓐᓇᐃᑦ ᑭᐅᑦᓚᐅᕐᓂᖏᑦ ᐅᑭᐅᑦ ᒪᕐᒃ ᑭᖑᓪᓕᖅᐸᖏᓐᓂ, ᑕᒪᖅᓯᒪᐅᖅᑐᖃᐃᓐᓇᕝᕕᖃᓂᖓ ᐃᓚᓕᐅᓇᖏᓗᐊᖅᓯᒪᓂᖓᓗ ᐊᖏᔪᖃᓪᓚᐅᔪᖅ.

ᑭᐅᑦᑎᒋᓂᖏᑦ ᐊᒥᓲᑦᑎᐊᕐᓱᒋᔭᐅᓚᐅᖅᑐᑦ ᐊᒻᒪᓗ ᑭᐅᑦᓐᖏᑦᑐᑦ ᐅᓄᓗᐊᕐᑎᒃ ᐅᑭᐅᖏᓐᓂ 1ᒥᑦ 3 ᖃᐅᔨᓴᕐᓂᖅ (ᐱᖃᓯᐅᖏᑦᑐᒋᑦ ᑕᖅᑭᑦ ᓇᕝᕚᖅᑕᐅᓐᖏᑦᑐᑦ ᐊᓪᓚᒐᓴᓂᒃ). ᑖᒃᑯᐊ ᐊᐱᖅᓱᖅᑕᐅᑦᑐᑦ ᖃᑦᑎᐅᓂᖏᑦ ᒥᑦᓴᐅᓯᓯᒪᑦᑎᐊᕐᓂᖏᓐᓂᒃ ᐊᖑᓇᓱᑦᑎᓂᒃ ᐊᑎᖃᖃᑕᐅᔪᓂᒃ. ᐅᖃᓕᒫᖅᐸᑦᑐᑦ ᐅᔾᔨᖅᑐᒋᐊᖃᖅᑐᑦ ᐊᑐᕐᓂᐊᕈᓐᓂᔪᒃ ᐊᓪᓚᑕᐅᓯᒪᔪᐃᑦ ᓄᐊᑕᐅᓯᒪᔪᑦ ᐅᑭᐅᑦ ᒪᕐᒃ ᑭᖑᓪᓕᖅᐸᖏᓐᓂ ᖃᐅᔨᓴᕐᓂᐅᑦ.

ᓱᖅᑯᐃᖅᓯᔾᔪᑎᓈᓕᖓᔪᑦ ᐊᒻᒪ ᑭᐅᔾᔪᑎᑦ ᑕᒻᒪᖅᓯᒪᐅᖅᑐᑦ:

ᐅᖃᐅᓯᐅᓚᐅᖅᑐᖅ ᓄᓇᓕ ᐳᓚᕐᖅᑕᐅᑎᓪᓗᒋᑦ ᐊᖑᓂᐊᖅᑎᑦ ᐃᓚᖏᑦ ᓇᐅᑦᑎᖅᑐᖅᐸᓚᐅᖏᒻᒪᑕ ᖃᑦᑎᓂᒃ ᒪᓐᓂᑕᖅᑐᒥᓂᐅᑭᐊᖏᓐᓂᒃ. ᓇᓗᓇᐃᔭᕆᐊᖃᓐᓂᕈᑎᑦ ᐊᑐᐃᓐᓇᐅᑎᑕᐅᔪᑦ ᓄᓇᓕᓐᓄᑦ ᑭᐅᔾᔪᑎᐅᔪᓂ ᐊᒻᒪᓗ ᐊᓯᖏᓐᓂᑦ ᐊᓪᓚᑕᐅᓯᒪᔪᓂᒃ ᓈᓴᐅᑎᓃᑦᑐᓂᒃ ᐊᑖᓂ. ᓈᓴᐅᑎᒥ 5.4 ᐃᓗᓕᖅᑲᐅᕐᒥᔪᖅ ᐅᖃᐅᓯᐅᕈᔭᖅᓯᒪᔪᓂᒃ ᑕᒪᑐᒪ ᒥᒃᓵᓄᑦ.

ᑕᐃᒫᒃ ᑕᑯᑎᑦᓯᒪᒪᑕ ᓇᓕᖅᑲᓃᑦᑐᑦ ᐊᑯᑦᑐᓂᖏᑕ ᐃᖅᑲᐅᒪᔭᕆᐊᖅᑲᖅᐸᑦᑕᖏᑦ, ᑕᖅᑭᒐᓴᐅᓂᖅᓴᐃᑦ ᐅᑭᐅᖏᓐᓂ 3 ᐊᒻᒪ 5 ᐊᑯᓚᐃᓐᓂᖅᓴᐅᕐᓚᐅᖅᑐᑦ ᐃᖅᑲᖅᓴᕆᐊᓕᑦ ᐅᓄᓐᓂᖅᓴᒻᒪᓇᑦ ᐊᓪᓚᑕᐅᔪᑦ ᐆᒪᔪᖅᑕᓄᑦ ᓄᐊᑕᐅᕐᑦᑐᑎᒃ ᑕᖅᑭᑦ ᐱᖓᓱᑦ ᑐᖓᒍᑦ ᐆᒪᔪᓚᐅᖅᑎᓪᓗᒋᑦ, ᑕᒻᒪᔾᔭᐃᒃᑯᑕᐅᓂᖅᓴᐅᓪᓗᓂ. ᑭᓯᐊᓂ, ᑕᖅᑭᑦ ᐃᓚᖏᓐᓂ ᐊᑯᑦᑐᓂᖅᓴᐅᕐᓚᐅᕐᒥᔪᑦ ᐃᖅᑲᖅᓴᕆᐊᓕᑦ, ᑕᖅᑭᓄᑦ ᐊᕐᕕᓂᑦ ᐅᖓᑖᓄᑦ ᐃᓚᖏᓐᓂ, ᐅᑭᐅᖏᓐᓂ 1 ᐊᒻᒪ 2, ᐊᒻᒪᓗ ᑕᖅᑭᓴᔭᓄᑦ ᐅᑭᐅᖓᓐᓂ 4. ᐃᖅᑲᓴᖅᑕᐅᔪᓂ ᑕᒻᒪᕈᑕᐅᔪᑦ ᓴᖅᑭᒍᓇᐅᓂᖅᓴᐅᓯᒪᔭᑦ ᐅᑭᐅᓂ ᑖᒃᑯᓇᓂ.

ᐃᑯᐱᕐᕕᓇᔨᒃᑯᓐᓄᑦ ᐊᑐᐃᓐᓇᕈᖅᑕᐅᓯᒪᔪᑦ ᐊᓪᓚᓯᒪᔪᐃᑦ ᑕᑯᑎᑦᓯᓯᒪᔪᑦ ᑰᑕᐃᑦ ᑐᓂᔭᐅᕐᓚᐅᕐᓂᖏᓐᓂᒃ ᖃᐅᔨᓴᕐᓂᖃᕐᓂᓚᒫᖓᓂ (DFO F). ᑭᓯᐊᓂ, ᓇᓗᓇᐃᖅᑕᐅᓯᒪᒻᒪᑦ ᐅᖃᐅᓯᒃᓴᓂ ᐃᖃᓗᐃᑦ ᐱᓪᓗᒋ, ᖃᑏᓐᓇᑯᓗᐃᑦ ᐃᖃᓗᒃᑕᐅᔪᑦ ᐅᖃᐅᑎᐅᕐᓚᐅᕐᓂᖏᓐᓂᒃ ᖃᐅᔨᓴᕐᓂᖃᕐᓂᖓᓂ. ᓇᓗᓇᖅᑑᔾᔭᖏᒻᒥᔪᖅ ᑐᑭᓯᔭᐅᓇᓱᑦᑎᓪᓗᒋᑦ ᖃᑦᓯ ᐃᖃᓗᒃᑕᐅᔪᑦ ᐅᖃᐅᓯᐅᓂᕐᒪᖔᑦᑖ ᐊᖑᓇᓱᒃᑎᓄᑦ ᐅᓄᕐᓂᖅᓴᒻᒪᓇ ᐃᑲᓗᒃᑕᐅᔪᑦ ᓂᕈᒃᓴᓇᖓᓂᖅᓴᐅᓚᐅᖅᑐᑦ ᓂᐅᕐᑭᑎᒃᓴᓇᖏᑦᑐᖅ.

ᐊᖏᔪᒻᒪᓇᐅᖏᒐᓗᐊᖅᑎᓪᓗᒍ ᓂᐅᕐᑭᑎᑦᓴᓄᑦ ᑐᒃᑐᓕᓇᓐᓂᑦ ᑲᖏᖅᓱᓂᕐᒥ, ᐃᓚᖏᑦ ᑐᒃᑐᑕᐅᔪᑦ ᓂᐅᕐᑭᑎᑦᓴᓕᐊᖑᓯᒻᒥᔪᑦ ᓄᓇᓕᒻᒥ ᓂᑭᓕᓇᕝᕕᐅᔪᒧᑦ. ᐃᓚᖏᑦ ᓇᓗᓇᐃᖅᑕᐅᓯᒪᔪᖅᑐᑦ ᑕᐃᒪᐃᑕᐅᓯᒪᔪᑦ ᐊᓪᓚᑕᐅᓯᒪᔪᓂ, ᐊᒻᒪᓗ ᑭᖑᓂᐊᒍᑦ ᐆᒪᔭᖅᑕᐅᓪᓗᑎᒃ ᐱᖃᓯᐅᑎᔭᐅᓐᖏᓪᓗ ᑐᒃᑐᑕᐅᓯᑦᑐᑦ ᓈᓴᐅᑎᖏᓐᓂ ᑕᑯᒃᓴᐅᔪᓂ ᓇᓕᖅᑲᕐᓂ ᐊᓪᓚᑕᐅᓯᒪᔪᓂᑦ.

ᓄᓇᓕᒻᒥ ᑭᐅᔾᔪᑎᑦ ᐊᒻᒪᓗ ᐊᓯᖏᑦ ᐊᓪᓚᑕᐅᓯᒪᔪᑦ:

1 **ᑐᒃᑐᐃᑦ:** ᑐᒃᑐᐃᑦ ᓇᐸᖅᑐᖃᖏᑦᑐᒥᐅᑕᑦ. ᑐᒃᑐᑕᐅᓯᑦᑐᒥᓂᑦ ᐅᑭᐅᒥ 5 ᐊᑦᑎᓗᐊᖅᑑᔾᔭᖅᑐᑦ; ᐅᖃᐅᓯᐅᓚᐅᖅᑐᖅ ᖃᑦᑎᐅᓂᖏᑦ ᐅᑭᐅᒥ 4 ᓴᖅᑭᒐᓂᖅᓴᐅᓚᐅᕐᓂᖏᓐᓂᒃ ᓇᓚᐅᑎᓯᐊᖅᑐᑎᓪᓗ (C.F.). ᐃᓚᖏᑦ ᑐᒃᑐᑕᐅᔪᑦ ᓂᐅᕐᑭᑎᐅᓯᓚᐅᖅᑐᑦ ᓄᓇᓕᐅᑦ ᓂᑭᓕᓇᕝᕕᖃᓐᓄᑦ. ᑕᒪᒃᑯᐊ ᑎᑎᖅᑕᐅᔪᒥᓂᑦ ᐆᒪᔭᖅᑕᐅᓚᐅᖅᑐᑦ ᐊᒻᒪ ᑕᑯᔭᐅᔪᓐᓇᖅᑐᑎᒃ ᓇᓕᖅᑲᒥ 4.

2 **ᐅᒥᖓᐃᑦ:** ᐊᕐᕌᒍᑕᒫᑦ ᑰᑕᖃᖅᐸᓚᐅᖅᑐᖅ ᑕᓪᓕᒪᓂᒃ; ᑭᓯᐊᓂ, ᐱᔭᐅᑕᐃᓐᓇᖅᐸᓚᐅᖏᒻᒥᔪᑦ. ᐊᖑᓂᐊᖅᑎᑦ ᐅᖓᓯᑦᑐᒻᒪᓇᒻᒧᑦ ᐊᐃᔭᕆᐊᖃᓐᓂᖑᒻᒪᑕ ᐅᒥᖓᒋᐊᖅᑐᖅᑐᑎᒃ (C.F.).

[3] **ᓇᓄᐃᑦ:** ᓈᓴᐅᑎᑦ ᑕᑯᔭᒃᓴᐅᔪᑦ ᒥᑦᓴᐅᓯᕈᑎᑐᐃᓐᓇᐅᑦᑐᑦ ᑭᓯᐊᓂ ᓈᓴᖅᑕᐅᓯᒪᓪᓚᑖᖅᑐᑦ ᓄᓇᕗᑦ ᒐᕙᒪᒃᑯᑦ ᐃᑯᐱᕝᕕᓕᕆᔨᒃᑯᕐᒥᓐᓄᑦ (DSD PB).

[4] **ᐊᒪᕈᖅ:** ᐱᔭᐅᕙᑦᑐᑦ ᖃᑦᑎᐅᓂᕐᑦ ᐊᑦᑎᓗᐊᖅᑑᔭᖅᑐᑦ, ᐱᓗᐊᕐᓗᒍ ᐅᑭᐅᒥ 5 ᐅᖃᐅᓯᐅᔪᖃᕐᓂᑎᓐᓇᒍ. ᐊᒪᖅᑭᓕᓈᓐᓇᕐᑦᑐᑦ ᐊᕐᕋᒍᑕᒪᑦ (C.F.). ᓇᓗᓇᐃᖅᑕᐅᑦᑎᕐᑯᓪᓗᒋᑦ ᐊᒪᕈᖅᑕᒥᓂᑦ ᖃᑦᑎᐅᓂᖏᑦ, ᐊᓪᓚᑕᐅᓯᒪᔪᑦ ᐱᔭᐅᓚᐅᖅᑐᑦ ᐃᑯᐱᕝᕕᓕᕆᔨᒃᑯᓐᓂᑦ ᓇᓗᓇᐃᓇᔪᑦ ᖃᑦᑎᑦ ᐊᒪᕈᐃᑦ ᓂᐅᕈᑕᐅᓐᓂᕐᒪᖔᑖ ᐊᖑᓂᐊᖅᑎᓄᑦ. ᐃᑯᐱᕝᕕᓕᕆᔨᒃᑯᑦ ᐊᓪᓚᓯᒪᔪᑦ 1999/2000ᒍᑦ ᐊᒻᒪ 2000/2001 (ᐅᑭᐅᓂ 4 ᐊᒻᒪ 5) ᑕᑯᑎᑦᓯᓪᓗᑎᒃ 62ᓂᒃ ᐊᒪᕈᔭᓂᒃ ᓂᐅᕕᓚᐅᓇᐊᖏᓐᓂᒃ ᑲᖏᖅᓱᓂᕐᒥ ᐊᖑᓇᓱᒃᑎᐅᔪᓂᑦ 1999/2000ᒥ (ᐅᑭᐅᖓᓐᓂ 4) ᐊᒻᒪᓗ 25ᓂᒃ 2000/2001ᒥ (ᐅᑭᐅᖓᓐᓂ 5) (ᖃᐅᔨᒪᑦ ᐃᑯᐱᕝᕕᓕᕆᔨᒃᑯᑦ ᓈᓴᐅᑎᖏᑦ ᒪᓕᒻᒪᑕ ᐱᒋᐊᕐᕕᖅᑐᒥᒃ ᔪᓚᐃᒥᑦ ᔫᓂᒍᑦ, ᖃᐅᔨᓴᕐᓂᒍᓪᓗ ᐊᓪᓚᑕᐅᓯᒪᔪᐃᑦ ᒪᓕᒻᒪᑕ ᐱᒋᐊᕐᕕᒋᓪᓗᒍ ᔫᓂᒥᑦ ᒪᐃᒧᑦ) (DSD FB). ᑕᒪᒻᒥᒃ ᓈᓴᐅᑎᑦ ᐅᖓᑕᐅᔾᔨᓯᒪᔪᑦ ᐅᖃᐅᓯᐅᓯᒪᔪᓂᒃ ᐊᒪᕈᖅᑕᐅᔪᒥᓂᕐᓂᒃ ᓇᓗᓇᐃᕈᑕᐅᓪᓗᓂ ᖃᑦᑎᐅᓂᖏᑦ ᐊᑦᑎᑦᑐᕈᐊᖏᓐᓂᒃ ᐅᑭᐅᓂ ᑖᒃᑯᓇᓂ.

[5] **ᑎᓇᒐᓂᐊᖅ:** ᑕᐃᒫᑦᑕᐅᖅ, ᑎᓇᒐᓂᐊᑦ ᐱᔭᐅᕙᑦᑐᑦ ᐊᕐᕋᒍᑕᒪᑦ ᐊᒻᒪᓗ ᐊᓪᓚᑕᐅᔪᒥᓂᕐᓂ ᐅᖃᐅᓯᐅᔪᖃᖅᑎᓐᓇᒍ ᐅᑭᐅᖓᓐᓂ 5 ᑕᒻᒪᖅᓯᒪᔫᑑᖅᑐᖅ (C.F.). ᓱᓕᓗ ᐃᑯᐱᕝᕕᓕᕆᔨᒃᑯᑦ ᐊᓪᓚᓯᒪᔪᖏᑦ ᖃᐅᔨᒋᐊᕐᕕᐅᓚᐅᖅᑐᑦ 1999/2000ᒍᑦ ᐊᒻᒪ 2000/200ᒍᑦ (ᐅᑭᐅᖏᓐᓂ 4 ᐊᒻᒪ 5) ᑕᑯᑎᑦᓱᓚᐅᖅᑐᑦ 175ᓂᒃ ᑎᓇᒐᓂᐊᔭᓂᒃ ᓂᐅᕕᖅᑐᖃᓚᐅᕐᒪᑦ ᑲᖏᖅᓱᓂᕐᒥᐅᑦ ᐊᖑᓇᓱᑦᑎᖏᓐᓂᑦ 1999/2000ᒥ (ᐅᑭᐅᖓᓐᓂ 4) ᐊᒻᒪ 107 ᓂᐅᕕᖅᑕᐅᓪᓗᑎᒃ 2000/2001ᒥ (ᐅᑭᐅᖓᓐᓂ 5) (ᖃᐅᔨᒪᑦ ᐃᑯᐱᕝᕕᓕᕆᔨᒃᑯᑦ ᓈᓴᐅᑎᖏᑦ ᒪᓕᒻᒪᑕ ᐱᒋᐊᕐᕕᖅᑐᒥᒃ ᔪᓚᐃᒥᑦ ᔫᓂᒍᑦ, ᖃᐅᔨᓴᕐᓂᒍᓪᓗ ᐊᓪᓚᑕᐅᓯᒪᔪᐃᑦ ᒪᓕᒻᒪᑕ ᐱᒋᐊᕐᕕᒋᓪᓗᒍ ᔫᓂᒥᑦ ᒪᐃᒧᑦ) (DSD FB). ᑕᒪᒃᑭᒃ ᓈᓴᐅᑎᑦ ᐅᖓᑕᐅᔾᔨᓯᒪᔪᑦ ᐅᖃᐅᓯᐅᓯᒪᔪᓂᒃ ᐊᒪᕈᖅᑕᐅᔪᒥᓂᕐᓂᒃ ᓇᓗᓇᐃᕈᑕᐅᓪᓗᓂ ᖃᑦᑎᐅᓂᖏᑦ ᐊᑦᑎᑦᑐᕈᐊᖏᓐᓂᒃ ᐅᑭᐅᓂ ᑖᒃᑯᓇᓂ.

[6] **ᖃᕐᕕᑦ:** ᐊᖑᓂᐊᖅᑎᑦ ᐅᖃᓚᐅᖅᑐᑦ ᖃᕐᕕᑦ ᐱᔭᐅᓴᐃᓐᓇᖅᐸᓐᓂᖏᓐᓂᒃ ᐅᑭᐅᑕᒫᑦ ᐊᒻᒪ ᐊᓪᓚᑕᐅᔪᒥᓂᕐᓂ ᐅᑭᐅᓂ ᐱᔪᖃᖅᑐᒥᓂᐅᔪᖃᖅᑎᓐᓇᒍ ᑕᒻᒪᖅᓱᒪᔫᑑᖅᑐᖅ (C.F.). ᐊᓪᓚᓯᒪᔪᖃᓚᐅᖏᑦᑐᖅ ᖃᕐᕕᕋᔭᒃ ᓂᐅᕕᖅᑐᖃᖅᑐᒥᓂᐅᓂᖓᓂᒃ ᐊᖑᓇᓱᑦᑎᓂᑦ ᐃᑯᐱᕝᕕᓕᕆᔨᒃᑯᓐᓂᑦ(DSD FB) ᑭᓯᐊᓂ ᐃᑯᐱᕝᕕᓕᕆᔨᒃᑯᑦ ᓇᓗᓇᐃᕕᖅᖃᓯᒪᔪᑦ ᐅᑭᐅᑕᒫᑦ ᖃᕐᕕᖅᑐᖃᖅᐸᓚᐅᓂᖓᓂᒃ 15ᓄᑦ ᑎᑭᑦᑐᒋᑦ.

[7] **ᐅᑲᓕᑦ:** ᐅᑲᓕᖅᑐᖃᓪᓗᐊᕈᓐᓃᖅᓯᒪᒐᓗᐊᕐᓗᓂ ᐅᑭᐅᓂ ᐊᓂᒍᖅᑐᓂ ᐅᖃᐅᓯᐅᓚᐅᖅᑐᖅ ᐱᔭᐅᕙᓐᓂᖏᓐᓂᒃ ᐃᓚᖏᑦ ᐅᑭᐅᑕᒫᑦ (C.F.).

[8] **ᓇᕐᓯᑦ:** ᓇᕐᓯᑦ ᐱᖃᓯᐅᑦᑐᑦ ᐅᒡᔪᓐᓂᒃ. ᓇᕐᓯᑦ (ᓇᓗᓇᐃᖅᑕᐅᒻᒪᖏᑦᑐᑦ) ᓇᓕᐊᑐᐃᓐᓇᐅᔪᓐᓇᖅᑐᑦ, ᐱᔭᐅᕙᑦᑐᑦ ᖃᑦᑎᐅᓂᖏᑦ ᓈᒻᒪᑦᑑᔭᖅᑐᑦ (C.F.).

[9] **ᑑᒐᓕᑦ:** ᐊᖑᓂᐊᖅᑎᑦ ᐊᐅᓪᓛᖅᓯᒪᖃᑦᑕᓱᖑᔪᑦ ᓇᐅᔭᑦ ᖃᓂᒋᔭᓂᑦ ᑑᒐᓕᒐᐊᖅᑑᖅᑐᖅᑎᒃ. ᐃᒪᕐᒥᐅᑕᓕᕆᔨᒃᑯᓐᓂᑦ ᐊᓪᓚᑕᐅᓯᒪᔪᐃᑦ ᐅᑯᐊ ᓈᓴᐅᑎᑦ ᑑᒐᓕᒐᖅᑕᒥᓂᕐᓂᑦ (ᖃᐅᔨᒪᑦ ᐃᒪᕐᒥᐅᑕᓕᕆᔨᒃᑯᑦ ᓈᓴᐅᑎᖏᑦ ᒪᓕᒻᒪᑕ ᑮᓇᐅᔭᖅᑑᑎᒋᕐᑦᑕᒥᑕ ᐅᑭᐅᖏᓐᓂᒃ, ᐆᒪᔪᖅᑕᐅᕐᑦᑐᓂᓪᓗ ᐊᓪᓚᓯᒪᔪᖏᑦ ᒪᓕᖓᕐᒪᑕ ᐱᒋᐊᕐᕕᖅᑐᑎᒃ ᔪᓂᒥᑦ ᒪᐃᒧᑦ) (DFO N/B):

96/97	97/98	98/99	99/00	00/01
7	0	2	2	7

[10] **ᕿᓚᓗᒐᐃᑦ:** ᐃᒪᕐᒥᐅᑕᓕᕆᔨᒃᑯᓐᓂᑦ ᐅᑯᐊ ᑎᑎᖅᑕᐅᓯᒪᔪᑦ ᓈᓴᐅᑎᑦ ᕿᓚᓗᒐᖅᑕᐅᑦᑐᓂᒃ (ᖃᐅᔨᒪᑦ ᐃᒪᕐᒥᐅᑕᓕᕆᔨᒃᑯᑦ ᓈᓴᐅᑎᖏᑦ ᒪᓕᒻᒪᑕ ᑮᓇᐅᔭᖅᑑᑎᒋᕐᑦᑕᒥᑕ ᐅᑭᐅᖏᓐᓂᒃ, ᐆᒪᔪᖅᑕᐅᕐᑦᑐᓂᓪᓗ ᐊᓪᓚᓯᒪᔪᖏᑦ ᒪᓕᖓᕐᒪᑕ ᐱᒋᐊᕐᕕᖅᑐᑎᒃ ᔪᓂᒥᑦ ᒪᐃᒧᑦ) (DFO N/B):

96/97	97/98	98/99	99/00	00/01
48	48	35	n/d	45

[11] **ᐊᕿᒋᑦ:** ᐊᕿᒋᑦ ᐱᔭᐅᕙᓐᓂᖏᑦ ᐊᓯᔾᔨᓴᐃᓐᓇᖅᐸᒃᑲᓗᐊᖅᑐᓂ ᐊᕐᕋᒍᑕᒫᑦ ᐊᓯᔾᔨᓴᐃᓐᓇᖅᐸᓐᓂᖏᓐᓄᑦ ᐊᑐᐃᓐᓇᐅᑎᒋᕐᕙᓐᓂᖏᑦ ᖃᓂᒋᔭᖓᓂ, ᐃᓚᖏᑦ ᐱᔭᐅᕙᑦᑐᑦ ᐊᕐᕋᒍᑕᒫᑦ (C.F.).

[12] **ᒪᓐᓂᑦ:** ᐱᑭᐅᖃᕐᕕᖃᐅᓗᐊᖏᑦᑐᖅ ᖃᓂᒋᔭᓂ, ᒪᓐᓂᑦ ᓇᓂᔭᐅᔪᓐᓇᑦᓴᐃᓐᓇᖅᐸᖏᑦᑐᖅ ᑭᓯᐊᓂ ᐱᔭᐅᑦᓴᐃᓐᓇᐸᒻᒥᔪᑦ ᐊᕐᕋᒍᑕᒫᑦ. ᐃᓛᒻᓐᓂᒃᑯᑦ ᐃᓄᐃᑦ ᐃᓚᖏᑦ ᒪᓐᓂᑕᖅᐸᓲᖑᒻᒥᔪᑦ ᑲᖑᓂᑦ ᐊᕐᕕᐊᑦ ᖃᓂᒋᔭᓂ. ᒪᓐᓂᑕᖅᐸᒻᒥᔪᑦ ᐃᒥᖅᑯᑕᐃᓚᓐᓂᑦ (ᐅᖃᐅᓯᐅᔪᖃᓚᐅᖏᑦᑐᖅ). ᐅᖃᐅᓯᐅᓚᐅᕐᒥᔪᖅ ᒪᓐᓂᑦᑕᓕᒫᒥᓂᑦ ᖃᑦᑎᐅᓂᖏᑦ ᐊᑦᑎᓗᐊᖅᑑᔭᕐᓂᖏᓐᓂᒃ ᐅᓄᖅᑐᑦ ᐃᓄᐃᑦ ᓈᓴᖅᐸᓲᖑᖏᒻᒪᑕ ᒪᓐᓂᑕᖅᑕᒥᓂᕐᒥᓂᒃ ᑕᐃᒪᐃᓐᓂᖓᓄᑦ ᐅᖃᐅᓯᕆᕙᓚᐅᖏᑦᑐᑦ (C.F.).

[13] **ᐃᖃᓗᐃᑦ:** ᓂᐅᕈᑎᑦᓴᓂᐊᖅᑐᖃᖅᐸᓚᐅᖅᑐᖅ ᐃᖃᓗᓐᓂᒃ ᖃᐅᔨᓴᕐᓂᖃᕐᓂᓚᒫᖓᓂ (DFO F). ᑭᓯᐊᓂ, ᐃᓱᒪᒋᔭᐅᓯᒪᔪᖅ ᐅᓄᕐᓂᖅᓴᐃᑦ ᐅᖃᐅᓯᐅᕙᓚᐅᖏᓐᓂᖏᓐᓂ. ᑕᑕᑎᖃᐅᓗᐊᖅᐸᓚᐅᖏᑦᑐᑦ ᖃᐅᔨᓴᓐᓂᕐᒧᑦ ᐊᓪᓚᑕᐅᓯᒪᔪᑦ ᑕᑯᑎᑦᑎᒍᑕᐅᓪᓗᓂ ᐃᖃᓗᒃᑕᐅᕙᑦᑐᑦ ᓂᐅᕈᑎᑦᓴᐅᕙᓐᓂᖏᓐᓂᒃ. ᑕᒪᒃᑯᐊ ᐲᔭᖅᑕᐅᓚᐅᖅᑐᑦ ᐊᓪᓚᓯᒪᔪᓂ ᐊᒻᒪ ᑕᑯᔭᐅᔪᓐᓇᖅᑐᑎᒃ ᓇᓕᖅᑲᒥ 4. ᐃᖃᓗᒃᑕᐅᕙᑦᑐᑦ ᖃᑦᑎᐅᓂᖏᑦ ᒥᑦᓴᐅᓯᒪᑦᑎᐊᐸᓗᒃᑐᓇᔭᐅᔪᑦ ᓂᕿᑦᓴᐃᓐᓇᓘᒐᓗᐊᖅ (C.F.).

6.3.5 Nunanit Iniktigutait Ukauhiit: Kangiklinik

Pihimagaluakhutik katitikhimayut katitigutait amigaituni nunani piliktut July 1996mi, Kangiklinikmi kiguvakhimavaktut pivaktut ovalo katitikhimayut katitigutait pilikpaktut atauhimik tatkikhiutini Augustmi 1996mi. Ayofaakhimayut piliktitlugit katitikhimayut katitigutaini pipkaihimayuk pihimaitunik katitikhimayunik Septembermit 1997 Februarymut 1998. Aprilmi 2001, titikamik titigakhimayut Nunavumi Iniktiligiyit Katimayigalaanut ovalo aatjikutaanik tuyukhimayut RWOkunut ovalo HTOkunut tuhaktitivlugit pihimaitut katitikhimayut. Titigak takupkaihimayuk NWMBkut atuniaktait ihumagiyainik, titigakhimaplutik atugutikhainik katitigutait katitikhimayut nanaiyagiami pihimaitut tatkikhiutit. Nunaumi Iniktiligiyit Katimayigalaat angikhimayait NWMBkut atugumayait ihumagiyainik Junemi 2001. Taimaimat pikangitut katitikhimayunik (n/d) takuyauhimayuni tatkikhiutini katitikhimayukhanik katitikhimaitut Kangiklinikmi. Piyaami naunaiyautait tamaat ukiuni umayukhiukhimayut ukiumi 1mi ovalo 2mi, naunaiyautait pihimaitut tatkikhiutini pihimayut naunaiyakhugit anginikhaat umayukhiukhimayut aatjikutaini tatkikhiutini hitamani ukiuni katitigutit katitikhimayut.

Ihivgiugutit Atugutait:
Ihivgiufaakhimayut ataani naunaiyakhimayut nunamut pulaakhimatitlugit pihimayut ikitut Inuit umayukhiuktit titigaktauhimaitut Umayukhiukhimayuni Ihivgiuktuni. Naunaiyakhimayuk 13kuyt Inuinauntitut umayukhiuktit tuniyauhimayut inminiigutinik umayukhiugutinik titigaktauhimaitut – tamamik ilaani umayukhiukataktut. Ukahimayut ilangani 5.2.1 ikpinagutait hamna ataani naunaiyakhimayut pilaakhimaut ataanut ihumagiyaini umayukhiukhimayut naunaiyautaini. Kihimi,kanugitjutait ihumagiyauyut mikiyut titigaktauhimaitut umayukhiuktit pihimamat 3%nik tamaat umayukhiuktit (ikpatauyak 10).

Ihivgiukatagutait ovalo kiuyuitut ihumagiyait:
Kiuhimayut naunaiyautait nakuuyut hivulimi pingahut ukiugini ihivgiuktini (kihimi tatkikhiutit katitingitut katitikhimayut). Iniktigutaini pingahut ukiuni ihivgiuktuni (kihimi tatkikhiutit katitikangitut katitigutini). Iniktigutait malguk ukiut ihivgiuktuni kiuhimayut naunaiyautait katakhimamata ilangit tatkikhiutini naunaiyautait katakhimayut ataanut 75%mik iniktigutait tatkikhiutit ihivgiuktuni. Takuhimayut ikpatauyani 9mi aatjikutait kiuyuitut naunaiyautaini Kangiklinik angiyut, 14.8%, pihimapkaiyut angiyunik pilaaktuni kiuyuitut ihumagiyain. Taimaimat hamna ovalo mikiyut kiuhimayut naunaiyautait iniktigutaini malguk ukiut ihivgiuktitlugit, Pilaaktut tamamik uktugutit ihuinaagutait ovalo kiuyuitut ihumagiyainik angiyut.

Kiuhimayut naunaiyautait ihumagiyauyut angiyut ovalo kiuyuitit ihumagiyait mikiyut ukiugit 1mi ovalo 3mi (kihimi tatkikhiutit pikangitut katitikhimayunik katitigutaini) piyaami nni pihimayut nakuuyumik ilauyukhanik uktugutingit Nni umayukhiuktit. Taiguaktut piyukhat atuligumik katitikhimayut katitigutaini kingulimi malguuk ukiungit ihivgiuktitlugit.

Atugutingit Ihumagiyait ovalo Kiuhimayut Ihuinaagutait:
Tuhaktitihimayut nunanut pulaakataktitluta ilangit umayukhiuktit pihimayuitait amigaitjutait maniit pikiutakhimayaminik. Ukautitiangit pihimayut nunanit ukautaini ovalo aalanit atugutaini katitikhimayut ilangani hamani. Ilangani 5.4 pihimayut ukautitiagani hamna ihumagiyauyut.

Takuhimayut utiktitihimayuni ubluit ikpatauyani, amigaitkiyait tatkikhiutit ukiuni 3m ovalo 5mi naitunik utiktitikaktunik ublukaktut amigaituni umayukhiukhimayut titigakhimayuni katitikhimayut iluani pingahut tatkikhiutini umayukhimayaini, mikinkhaalikhugit atugutingit ihuinaagutait pigaagata utiktitihimayut nakuuhuilaat. Kihimi, utiktitihimayut ubluit takivaktut, avataanut siksinik tatikikhiutinik ilangit, ilangit tatkikhiutit ukiuni 1mi, 2mi ovalo amigaivyaktut tatkikhiutit ukiumi 4mi. Utiktitihimayut ihuinaagutait hamani piyuni pivaktut ilaani.

Titigakhimaut tunihimayait DFOkunit pihimayut kinauyaliugutit kotat tuniyauvaktut ikalivinut tamaat umayukhiukhimayut ihivgiuktitlugit (DFO F). Kihimi, takuhimayut ukakhimayuni mikhaanut ikalivinik, ikitut hapkoa umayukhiukhimayut tuhaktititauvaktut ihivgiuktitlugit. Nalunangitulu ihivgiufaagaagat kafiuyut ikaliviit tuhaktitivaktait umayukhiuktit amigaitkiyait umayukhiukhimayut atuktakhainik ovalo kinauyaliugutikhaungitut niuvigutikhainik.

Ilaa angiyuungituugaluit kinauyaliugutit umayukhiugutaini tuktut Kangiklinikmi, ilangit tuktut niuviktitauvaktut nunani uyuligiyinut. Hapkoa umayut naunaiyakhimayut taimaatut katitikhimayuni ovalo kinguani unguvakhimayut ovalo ilaungitut umayukhiukhimayut naunaiyautaini takhimayuni katitikhimayut ikpatauyaini..

Nunanit ukakhimayut ovalo aalat atugutaini katitikhimayuni:

1 **Tuktut:** Tuktut umayukhiukhimayut nunani tuktut. Umayukhiukhimayut naunaiyautit ukiuni 5mi mikiyut. Tuhaktititauhimayut naunaiyautait ukiumi 4mi naamaktut ovalo aatjikutauvyaktut (C.F.). Ilangit tuktut umayukhiukhimayut ovalo niuviktitauplutik nunani uyuligiyinut. Hapkoa titigakhimayut unguvakhimayut katitikhimayunit ovalo takuyaulaaktut ikpatauyami 4mi.

2 **Umingmait:** Ukiumi tamaat kotait talimauyut umayut; kihimi tamamik atuktauyuitut. Umayukhiuktit autlaalikpaktut ungahiktumut umayukhiunahuakhugit umingmait (C.F.).

3 **Nanuit:** Amigaitjutait takukhauhimayut naunaiyautaungitut kihimi pihimayut umayukhiukhimayut amigaitjutait tunihimayut DSDkunit (DSD PB).

4 **Amagut:** Umayukhiukhimayut naunaiyautait mikiyut, ilaa ukiumi 5mi pingitut tuhaktitauhimayuni. Amagukpaktut ukiuk tamaat (C.F.). Naunaiyatianahuakhugit umayukhiukhimayut naunaiyautait, katitikhimayut pivaktavut DSDkunit titigakpamata amigaitjutainik amiit niuviktauvaktut umayukhiuktinit. DSDkut tuhaktitihimayut pihimayut 1999/2000mit ovalo 2000/2001mit (Ukiumi 4mi ovalo 5mi) ovalo takukhauyut 62nik amagut amiit niuviktauvaktut Kangiklinikmiunit umayukhiuktinit 1999/2000mi (ukiumi 4) ovalo 25nik niuviktauvaktut 2000/2001mi (ukiumi 5) (nalungilutit DSDkut katitikhimayut atukpaktait umayukhiukhimayut ukiungit Julymit Junemut, Umayukhiukhimayut Ihivgiuktit katitikhimayut atukpaktait umayukhiukhimayut ukingit Junemit Maymut) (DSD FB). Tamamik hapkoa amigaitjutait avataanungakhimayut umayukhiukhimayut naunaiyautait pihimayut naunaiyautait mikiyut hamani ukiugini.

5 **Tigiganit:** Aatjikutaitut, tigiganiat umaukhiukhimayut ukiuk tamaat ovalo katitikhimayut titigakhimayut umayukhimaitut tuhaktitihimayuni ukiumi 5mi ihuituk (C.F.). Ilaa DSDkut tuhaktititjutait atukhimayavut 1999/2000mi ovalo 2000/2001mi (ukiumi 4mi ovalo 5mi) ovalo takukhauyut 175nik tigiganit amiit niuviktauhimayut Kangiklinikmiut umayukhiuktinit 1999/2000mi (ukiumi 4mi) ovalo 107nik niuviktauhimayut 2000/2001mi (ukiumi 5mi) (nalungilutit DSDkut katitikhimayut aukpaktait umayukhiukhimayut ukungit Julymit Junemut, Umayukkhiukhimayut ihivgiuktit katitikhimayut atukpaktait umayukhiukhimayut ukiungit Junemit Maymut) (DSD FB). Tamamik hapkoa amigaitjutait avataanungakhimayut umayukhiukhimayut naunaiyautait pihimayut naunaiyautait mikiyut hamani ukiugini.

6 **Kalviit:** Umayukhiuktit tuhaktitihimayut kalviit umayukhiukatakhimayut ukiuk tamaat ovalo katitikhimayut ukiuni pingitut kalvinik ihuinaakhimayut (C.F.) Pikangituk tuhagutikhanik kalviit amiit niuviktauhimaitut umayukhiuktinit DSDkunut (DSD FB) kihimi DSD havaktiit pihimayut ukiuk tamaat umayukhiuktauvaktut kalviit 15nut umayunik.

7 **Ukaliit:** Umayukhiukhimayut ukaliit kataliktuugaluit ukiuni, tuhaktitihimayut ilangit pivaktut ukiuk tamaat (C.F.).

8 **Natiit:** Natiit umayukhiukhimayut tamamik natiinat ovalo ukyuit. Natiit (kanugitut naunaiyakhimaitut) hapkoaguyunakhiyut. Umaykhiukhimayut naunaiyautait naamaktut (C.F.).

9 **Tuugaat:** Umayukhiuktit autlaakpaktut Naujaanut umayukhiugiaktuhugit tuugaat. DFOkut tuhaktitihimayut hapkoa umayukhiukhimayut amigaitjutait tuugaat (nalungilutit DFOkut katitikhimayut atukpaktait iniktigutaini ukiungit, Umayukhiukhimayut Ihivgiuktit katitikhimayut atukpaktait umayukhiukhimayut ukiungit Junemit Maymut) (DFO N/B):

96/97	97/98	98/99	99/00	00/01
7	0	2	2	7

10 **Kilalugait:** DFOkut tuhaktitihimayut hapkoa umayukhiukhimayut amigaitjutait kilalugait (nalungilutit DFOkut katitikhimayut atukpaktut iniktigutait ukiungit, Umayukhiukhimayut Ihiviuktit katitikhimayut atukpaktait Junemit Maymut) (DFO N/B):

96/97	97/98	98/99	99/00	00/01
48	48	35	n/d	45

11 **Akilgiit:** Umayukhiugutit aalanguliktuugaluit ukiuni ukiunut aalangulikpanmat amigaitjutait nunani, ilangit pikatainaktut umayukhiukhimayuni ukiuk tamaat (C.F.).

12 **Maniit:** Ivaviit nunait ikitut nunat haniani, maniit ayonaktut nalvaagiami kihimi Inuit manikhiulikpaktut ukiuk tamaat. Ilaani ilangit Inuit pikiutalikpaktut kanguit maniinik haniani Arviat nunaini. Pikiutalikpaktut imitkutailat maniinik (tuhaktitauhimaitut). Tuhaktitihimayut tamamik maniit amigaitjutait mikiyut, ilaa amigaitut Inuit naunaiyayuimata kafinik manikta-likpaktut ovalo taimaimat tuhaktitiyuitut (C.F.).

13 **Ikaliviit:** Pikatakpaktut kinauyaliugutinik ikaliviinik tamaat ihivgiuktitlugit (DFO F). Kihimi ihumayut amigaitut tuhaktitiyuitut. Ikitut titigakhimayuugaluit Umayukhiukhimayut Ihivgiuktuni katitigutaini naunaiyakhimayut umayukhiukhimayut kinauyaliugutihimayut. Hapkoa unguvakhimayut katitikhimayunit ovalo takulaaktut ikpatauyami 4. Umayukhiukhimayut naunaiyautait ihumayhut naamaktut atuktakhaini umayukhiukhimayuni talvatuak (C.F.).

TABLE/ᓇᓗᓇᐃᔭᐅᑦ/NAUNAIKUTA 603

Monthly harvest estimates
ᑕᕿᑕᒫᑦ ᐊᖑᔭᓄᑦ ᓇᓚᐅᑦᓵᕈᑏᑦ
Tatkiktamat nahaktauvaktun

Year 1 (June 1996 - May 1997)
ᐊᒻᕐᒍ 1 (ᔫᓂ 1996 - ᒪᐃ 1997)
Ukiunga 1 (June 1996 - May 1997)

Month/ᑕᕿᖓ/Tatkia			JUN ᔫᓂ	JUL ᔪᓚᐃ	AUG ᐊᐅᒻᒍᑎ	SEP ᓱᑎᒻᐱᓇ	OCT ᐅᑦᑐᐱᓇ	NOV ᓄᓇᒻᐱᓇ	DEC ᑏᓯᒻᐱᓇ	JAN ᔭᓐᓄᐊᓇ	FEB ᓈᕝᕗᐊᓇ	MAR ᒪᕐᔪ	APR ᐃᑦᓇᓕ	MAY ᒪᐃ	Total ᑲᑎᑦᑐᒋᑦ Tamakiklugin ± 95% CI
Species	**ᐆᒪᔪᑦ**	**Umajuin**													
Caribou	ᑐᒃᑐᐃᑦ	Tuktut	78	37	114	114	149	231	95	66	92	85	65	69	1,195 ± 49
Polar bear‡	ᓇᓄᐃᑦ‡	Nanuit‡					3	3	1	23					
Wolf	ᐊᒪᕈᐃᑦ	Amagut						5	5	2		5	8	1	26 ± 5
Arctic fox	ᑎᓇᒐᓐᓂᐊᑦ	Tigiganiat						55	103	54	26	87	46		371 ± 44
Wolverine	ᖃᑦᕕᑦ	Kalvik						1	1	1	2	1			6 ± 2
Arctic hare	ᐅᑲᓖᑦ	Ukalik						1	3		1	7	1		13 ± 3
Arctic ground squirrel	ᓱᒃᓱᑦ	Hikhik											10		10 ± 6
Seals (unspecified)	ᓱᖕᒍᓖᑦ	Natiit	13		2										15 ± 13
Ringed seal	ᓇᑦᓱᑦ	Natiinat	126	70	51	280	31	37	3	4	6	16	5	33	662 ± 74
Bearded seal	ᐅᒻᔪᐃᑦ	Ukyuk		6	4	3	4								17 ± 5
Walrus	ᐊᐃᕕᑦ	Akvik		1	1	3	2								7 ± 3
Narwhal	ᑑᒫᓖᑦ ᕿᓚᓗᒐᑦ	Tuugaak		25	3										28 ± 11
Beluga	ᖃᑯᑦᑕᑦ ᕿᓚᓗᒐᑦ	Kilalugak		2	9	25	1								37 ± 12
Bowhead	ᐊᑦᕕᒃ	Aivik			2										2 ± 2
Snow goose	ᑲᖑᐃᑦ	Kanguq	21												21 ± 18
Canada goose	ᓂᑦᓖᑦ ᐅᓗᐊᒍᓖᑦ	Nikliknik	2											4	6 ± 4
Eider duck	ᒥᑏᑦ	Kingalik	4												4 ± 4
Black guillemot	ᐱᑦᓱᐅᓛᑦ	Black guillemot				3									3 ± 3
Ptarmigan	ᐊᕿᒻᒋᑦ	Akilgik				56	31	1	7		2	2	1		100 ± 39
Duck eggs	ᒥᑏᑦ ᒪᓐᓂᖏᑦ	Tinmiat manniit		15											15 ± 12
Arctic char	ᐃᖃᓗᒃᕕᑦ	Ikaliviit	797	448	235	27	2,087	1,155	153		55		157	231	5,345 ± 727
Lake trout	ᐃᓱᕋᐃᑦ	Ikalukpik	489	81	2	10	105	2	1				35	229	954 ± 219

‡ Polar bear data supplied by DSD.

‡ ᓇᓄᑦᓄᑦ ᑎᑎᕋᑦᑕᒪᔪᑦ ᑐᓂᒃᖏᑦ ᐅᑯᐊ ᐃᑯᐱᕐᕕᓕᓇᕐᑦ.

‡ Nanuin nahagaumajut pijauhimajut Ikupiktulikijinik.

TABLE/ᓇᓗᓇᐃᔭᐅᑦ/NAUNAIKUTA 604

Monthly hunter response — **Year 1 (June 1996 - May 1997)**

ᑕᕿᑖᒪᑦ ᐊᖑᓇᓱᒃᑏᑦ ᑭᐅᓂᖏᑦ — **ᐊᒻᕐᒍ 1 (ᔪᓂ 1996 - ᒪᐃ 1997)**

Tatkiktaman pijauhimajut angunahuktinun — **Ukiunga 1 (June 1996 - May 1997)**

Month/ᑕᕿᖓ/Tatkia			JUN ᔪᓂ	JUL ᔪᓚᐃ	AUG ᐊᐅᒻᒍᑎ	SEP ᓱᑎᒻᐱᓇ	OCT ᐅᑦᑐᐱᓇ	NOV ᓄᓇᒻᐱᓇ	DEC ᑏᓯᒻᐱᓇ	JAN ᒎᓐᓄᐊᓇ	FEB ᓈᕝᕗᐊᓇ	MAR ᒪᕐᓯ	APR ᐃᑦᓇᓕ	MAY ᒪᐃ	Total ᑲᑎᑦᑐᑦ Tamakiklugin
Hunter Response Categories	ᐊᖑᓇᓱᒃᑏᑦ ᑭᐅᓂᖏᑦ ᐊᒻᒍᕐᓯᒪᓂᖏᑦ	**Angunahukpaktun Kiujait**													
Monthly hunter list	ᑕᕿᑖᒪᑦ ᐊᖑᓇᓱᒃᑏᑦ	Tatkitaman angunahuktut titigait	167	167	167	166	165	165	165	163	162	163	162	162	169*
Hunters interviewed	ᐊᖑᓇᓱᒃᑏᑦ ᐊᐱᕐᓱᕐᑕᑦ	Angunahuktin apikhuktan	91	111	125	140	154	157	159	159	153	157	142	128	165*
Harvested	ᐊᖑᓇᓱᒃᑐᒥᓃᑦ	Angujaujut	64	48	44	53	39	55	33	25	28	33	32	52	129*
Response Rate (%)	ᑭᐅᔪᑦ ᖃᑦᓱᐅᓂᖏᑦ (%)	Kiujut (%)	54	66	75	84	93	95	96	98	94	96	88	79	85**

6.3.6

* Hunters registered/interviewed/harvested at least once during the year.
** Mean monthly response rate.

* ᐊᖑᓇᓱᒃᑏᑦ ᐊᑎᓕᐅᑦᑕᐅᒪᔪᑦ/ᐊᐱᕐᓱᕐᑕᑦ/ᐊᖑᓇᓱᒃᑐᒥᓃᑦ ᐊᑕᐅᓯᐊᕐᓗᐊᑦᑐᑎᒃ ᐊᒻᕐᒍᒥ.
** ᐊᒃᐅᑏᓕᑦᑎᓯᒪᔪᑦ ᑕᕿᑖᒪᑦ ᑭᐅᔪᑦ.

* Angunahuktin atiliukhimajut/apikhiktaunikut/anguhimajut talvani ukiumi.
** Talvani angunahuknami kiujutaumajut.

TABLE/ᓇᓗᓇᐃᔭᐅᑦ/NAUNAIKUTA 605

Recall period between harvest and interview, expressed as % of total harvest records — **Year 1 (June 1996 - May 1997)**

ᐅᑎᕐᕕᐅᔪᑦ ᐊᑯᕐᖓᓂ ᐊᖑᓇᓱᒃᓂᖓᑕ ᐊᒻᒪᓗ ᐊᐱᕐᓱᕐᑕᐅᓂᖓᑕ, ᓇᓗᓇᐃᕐᑕᑦ ᐃᒫᒃ % ᑲᑎᑦᑐᑦ ᐊᖑᓇᓱᒃᑕᑦ ᑎᑎᕐᕐᑕᐅᒪᔪᑦ — **ᐊᒻᕐᒍ 1 (ᔪᓂ 1996 - ᒪᐃ 1997)**

Itkaumajaujut angunahuktunun apihijauvaktunutlu, kanuk amigaitiginit tamakiklugin angujauhimajut — **Ukiunga 1 (June 1996 - May 1997)**

Month/ᑕᕿᖓ/Tatkia			JUN ᔪᓂ	JUL ᔪᓚᐃ	AUG ᐊᐅᒻᒍᑎ	SEP ᓱᑎᒻᐱᓇ	OCT ᐅᑦᑐᐱᓇ	NOV ᓄᓇᒻᐱᓇ	DEC ᑏᓯᒻᐱᓇ	JAN ᒎᓐᓄᐊᓇ	FEB ᓈᕝᕗᐊᓇ	MAR ᒪᕐᓯ	APR ᐃᑦᓇᓕ	MAY ᒪᐃ	Total ᑲᑎᑦᑐᑦ Tamakiklugin
Recall Period	ᐅᑎᕐᕕᐅᔪᑦ	**Pigiakvia**													
≤ 3 months	≤ 3 ᑕᕿᑦ	≤ tatkin pingahut	100	100	100	100	100	100	100	100	99	100	100	100	100
4-6 months	4-6 ᑕᕿᑦ	tatkin hitaman 6nut	0	0	0	0	0	0	0	0	1	0	0	0	0
> 6 months	> 6 ᑕᕿᑦ	> 6 tatkin	0	0	0	0	0	0	0	0	0	0	0	0	0

TABLE/ᓇᓗᓇᐃᔭᐅᑦ/NAUNAIKUTA 606

Number of hunters harvesting each species — **Year 1 (June 1996 - May 1997)**

ᖃᑦᓯᐅᓂᖏᑦ ᐊᖑᓇᓱᒃᑏᑦ ᐊᖑᓇᓱᒃᐸᑦᑐᑦ ᐊᑐᓂᒃ ᐆᒪᔪᕐᓂᒃ — **ᐊᒻᕿᒍ 1 (ᔫᓂ 1996 - ᒪᐃ 1997)**

Amigaitiginigin angunahukpaktun anguvaktaitlu kanugitugiagin — **Ukiunga 1 (June 1996 - May 1997)**

Month/ᑕᕝᕙᖓ/Tatkia			JUN ᔫᓂ	JUL ᔪᓚᐃ	AUG ᐊᐅᒻᒍᑎ	SEP ᓱᑎᒻᐱᓇ	OCT ᐅᑦᑐᐱᓇ	NOV ᓄᓇᒻᐱᓇ	DEC ᑏᓯᒻᐱᓇ	JAN ᔮᓐᓄᐊᓇ	FEB ᓈᕝᕗᐊᓇ	MAR ᒫᕐᓯ	APR ᐃᑦᓇᓕ	MAY ᒪᐃ	Total ᑲᑎᑦᑐᑦ Tamakiklugin
Species	**ᐆᒪᔪᑦ**	**Umajuin**													
Caribou	ᑐᒃᑐᐃᑦ	Tuktut	24	18	32	32	29	50	30	17	28	28	24	27	90
Polar bear‡	ᓇᓄᐃᑦ‡	Nanuit‡	n/d	n/d	n/d	n/d	n/d	n/d	n/d	n/d	n/d	n/d	n/d	n/d	n/d
Wolf	ᐊᒪᕈᐃᑦ	Amagut						3	2	2		4	5	1	8
Arctic fox	ᑎᓇᒐᓐᓂᐊᑦ	Tigiganiat						10	13	13	8	12	5		24
Wolverine	ᖃᑦᕕᑦ	Kalvik						1	1	1	1	1			3
Arctic hare	ᐅᑲᓖᑦ	Ukalik						1	2		1	2	1		5
Arctic ground squirrel	ᓱᒃᓱᑦ	Hikhik											1		1
Seals (unspecified)	ᓱᖕᒍᓖᑦ	Natiit	3		1										4
Ringed seal	ᓇᑦᓱᑦ	Natiinat	29	24	19	33	6	17	3	4	3	6	2	16	84
Bearded seal	ᐅᒻᔪᐃᑦ	Ukyuk		4	3	3	3								10
Walrus	ᐊᐃᕕᑦ	Akvik		1	1	2	1								5
Narwhal	ᑑᒐᓖᑦ ᕿᓚᓗᒐᑦ	Tuugaak		10	2										12
Beluga	ᖃᑯᑦᑕᑦ ᕿᓚᓗᒐᑦ	Kilalugak		1	5	8	1								13
Bowhead	ᐊᑦᕕᒃ	Aivik			1										1
Snow goose	ᑲᖑᐃᑦ	Kanguq	3												3
Canada goose	ᓂᑦᓖᑦ ᐅᓗᐊᒍᓖᑦ	Nikliknik	1											2	3
Eider duck	ᒥᑏᑦ	Kingalik	2												2
Black guillemot	ᐱᑦᓱᐅᓛᑦ	Black guillemot				1									1
Ptarmigan	ᐊᕿᒻᒋᑦ	Akilgik				5	4	1	1		1	2	1		12
Duck eggs	ᒥᑏᑦ ᒪᓐᓂᖏᑦ	Tinmiat manniit		2											2
Arctic char	ᐃᖃᓗᒃᕕᑦ	Ikaliviit	16	15	6	1	11	11	1		1		6	11	47
Lake trout	ᐃᓱᕋᐃᑦ	Ikalukpik	21	6	1	1	9	1	1				5	21	53

‡ No data are available corresponding to the harvest numbers shown in the harvest estimates table which were provided by DSD.

‡ ᑎᑎᕋᕐᒪᔪᓂᒃ ᐱᑕᖃᕐᕕᑦᑐᖅ ᐱᔾᔪᑎᓕᕐᓂᒃ ᐊᖑᔭᑦ ᖃᑦᓯᐅᓂᖏᕐᓄᑦ ᐊᓚᒃᑲᐅᒪᔪᓄᑦ ᐊᖑᔭᓄᑦ ᓇᓚᐅᑦᑐᑎᓂ ᑐᓂᔭᕐᕐᓂ ᐃᑯᐱᕐᕕᓕᕆᔨᑦ.

‡ Nahagauhimaitut titigakhimajunik pitman kanuk angujaukatakhimajunik kanukitunit pijaumajut ikupiktulikijinik.

TABLE/ᓇᓗᓇᐃᔭᐅᑦ/NAUNAIKUTA 607

Monthly harvest estimates
ᑕᕿᑕᒫᑦ ᐊᖑᔭᓄᑦ ᓇᓚᐅᑦᓵᕈᑏᑦ
Tatkiktamat nahaktauvaktun

Year 2 (June 1997 - May 1998)
ᐊᒻᕿᒍ 2 (ᔫᓂ 1997 - ᒪᐃ 1998)
Ukiunga 2 (June 1997 - May 1998)

Month/ᑕᕿᖓ/Tatkia			JUN ᔫᓂ	JUL ᔪᓚᐃ	AUG ᐊᐅᒻᒍᑎ	SEP ᓱᑎᒻᐱᕆ	OCT ᐅᑦᑐᐱᕆ	NOV ᓄᓇᒻᐱᕆ	DEC ᑏᓯᒻᐱᕆ	JAN ᒎᓐᓄᐊᕆ	FEB ᓈᕐᖑᐊᕆ	MAR ᒫᓯ	APR ᐃᑦᕆᓕ	MAY ᒪᐃ	Total ᑲᑎᑦᑐᒋᑦ Tamakiklugin ± 95% CI
Species	**ᐆᒪᔪᑦ**	**Umajuin**													
Caribou	ᑐᒃᑐᐃᑦ	Tuktut	54	39	105	118	103	18	50	82	69	48	27	63	776 ± 47
Polar bear‡	ᓇᓄᐃᑦ‡	Nanuit‡							2						
Wolf	ᐊᒪᕈᐃᑦ	Amagut						1	6			1	2	9	19 ± 6
Arctic fox	ᑎᓇᒐᓐᓂᐊᑦ	Tigiganiat						19	54	12	23	11	6		125 ± 20
Coloured fox	ᖃᑯᓐᖏᑦᑐᑦ ᑎᓇᒐᓐᓂᐊᑦ	Kalaliit tigiganiat									1	1			2 ± 1
Wolverine	ᖃᑦᕕᑦ	Kalvik										2		1	3 ± 2
Arctic hare	ᐅᑲᓖᑦ	Ukalik				2		2							4 ± 1
Ringed seal	ᓇᑦᓱᑦ	Natiinat	103	33	67	209	43	10		6	4	5	5	4	489 ± 44
Bearded seal	ᐅᒻᔪᐃᑦ	Ukyuk		3	6	10									19 ± 4
Harp seal	ᖃᐃᕈᓖᑦ	Qairulik		1	1										2 ± 2
Walrus	ᐊᐃᕕᑦ	Akvik	1	2	3	2			1						9 ± 3
Narwhal	ᑑᒫᓖᑦ ᕿᓚᓗᒐᑦ	Tuugaak	5	39	1										45 ± 8
Beluga	ᖃᑯᑦᑕᑦ ᕿᓚᓗᒐᑦ	Kilalugak	3	8	7	31	4								53 ± 9
Snow goose	ᑲᖑᐃᑦ ᒪᓐᓂᖏᑦ	Kanguq	10											7	17 ± 6
Eider duck	ᒥᑏᑦ ᒪᓐᓂᖏᑦ	Kingalik	3												3 ± 3
Ptarmigan	ᐊᕿᒻᒋᑦ	Akilgik				15								10	25 ± 11
Arctic char	ᐃᖃᓗᒃᐱᑦ	Ikaliviit	835	628	991	29	1,153	144	297	89	89	46	44	158	4,503 ± 856
Lake trout	ᐃᓱᕋᐃᑦ	Ikalukpik	1	12	5	2	48						8	96	172 ± 28

‡ Polar bear data supplied by DSD.

‡ ᓇᓄᑦᓄᑦ ᑎᑎᕋᑦᑕᒪᔪᑦ ᑐᓂᔭᖏᑦ ᐅᑯᐊ ᐃᑯᐱᕐᕕᓕᕆᔨᑦ.

‡ Nanuin nahagaumajut pijauhimajut Ikupiktulikijinik.

TABLE/ᓇᓗᓇᐃᔭᐅᑦ/NAUNAIKUTA 608

Monthly hunter response — **Year 2 (June 1997 - May 1998)**

ᑕᕿᑖᒪᑦ ᐊᖑᓇᓱᒃᑏᑦ ᑭᐅᓂᖏᑦ — **ᐊᒻᕐᒍ 2 (ᔫᓂ 1997 - ᒪᐃ 1998)**

Tatkiktaman pijauhimajut angunahuktinun — **Ukiunga 2 (June 1997 - May 1998)**

Month/ᑕᕿᖓ/Tatkia			JUN ᔫᓂ	JUL ᔪᓚᐃ	AUG ᐊᐅᒻᒍᑎ	SEP ᓱᑎᒻᐱᓇ	OCT ᐅᑦᑐᐱᓇ	NOV ᓄᓇᒻᐱᓇ	DEC ᑏᓯᒻᐱᓇ	JAN ᔭᓐᓄᐊᓇ	FEB ᓈᕝᕗᐊᓇ	MAR ᒪᕐᓯ	APR ᐃᕐᓇᓕ	MAY ᒪᐃ	Total ᑲᑎᑦᑐᑦ Tamakiklugin
Hunter Response Categories	**ᐊᖑᓇᓱᒃᑏᑦ ᑭᐅᓂᖏᑦ ᐊᒻᒍᕐᓯᒪᓂᖏᑦ**	**Angunahukpaktun Kiujait**													
Monthly hunter list	ᑕᕿᑖᒪᑦ ᐊᖑᓇᓱᒃᑏᑦ	Tatkitaman angunahuktut titigait	161	161	161	160	161	161	161	161	158	157	157	155	163*
Hunters interviewed	ᐊᖑᓇᓱᒃᑏᑦ ᐊᐱᕐᓱᕐᑕᑦ	Angunahuktin apikhuktan	137	146	136	143	135	149	152	155	151	141	152	134	161*
Harvested	ᐊᖑᓇᓱᒃᑐᒥᓃᑦ	Angujaujut	39	41	34	45	22	9	24	25	23	15	12	49	101*
Response Rate (%)	ᑭᐅᔪᑦ ᖃᕐᓯᐅᓂᖏᑦ (%)	Kiujut (%)	85	91	84	89	84	93	94	96	96	90	97	86	90**

* Hunters registered/interviewed/harvested at least once during the year.
** Mean monthly response rate.

* ᐊᖑᓇᓱᒃᑏᑦ ᐊᑎᓕᐅᕐᑕᐅᒪᔪᑦ/ᐊᐱᕐᓱᕐᑕᕐ/ᐊᖑᓇᓱᒃᑐᒥᓃᑦ ᐊᑕᐅᓯᐊᕐᓗᐊᕐᑐᑎᒃ ᐊᒻᕐᒍᒥ.
** ᐊᕐᐅᕈᓐᓕᕐᑎᓯᒪᔪᑦ ᑕᕿᑖᒪᑦ ᑭᐅᔪᑦ.

* Angunahuktin atiliukhimajut/apikhiktaunikut/anguhimajut talvani ukiumi.
** Talvani angunahuknami kiujutaumajut.

TABLE/ᓇᓗᓇᐃᔭᐅᑦ/NAUNAIKUTA 609

Recall period between harvest and interview, expressed as % of total harvest records — **Year 2 (June 1997 - May 1998)**

ᐅᑎᕐᕕᐅᔪᑦ ᐊᑯᕐᖓᓂ ᐊᖑᓇᓱᒋᓂᖓᑕ ᐊᒻᒪᓗ ᐊᐱᕐᓱᕐᑕᐅᓂᖓᑕ, ᓇᓗᓇᐃᕐᑕᑦ ᐃᒫᒃ % ᑲᑎᑦᑐᑦ ᐊᖑᓇᓱᒃᑕᑦ ᑎᑎᕐᕐᑕᐅᒪᔪᑦ — **ᐊᒻᕐᒍ 2 (ᔫᓂ 1997 - ᒪᐃ 1998)**

Itkaumajaujut angunahuktunun apihijauvaktunutlu, kanuk amigaitiginit tamakiklugin angujauhimajut — **Ukiunga 2 (June 1997 - May 1998)**

Month/ᑕᕿᖓ/Tatkia			JUN ᔫᓂ	JUL ᔪᓚᐃ	AUG ᐊᐅᒻᒍᑎ	SEP ᓱᑎᒻᐱᓇ	OCT ᐅᑦᑐᐱᓇ	NOV ᓄᓇᒻᐱᓇ	DEC ᑏᓯᒻᐱᓇ	JAN ᔭᓐᓄᐊᓇ	FEB ᓈᕝᕗᐊᓇ	MAR ᒪᕐᓯ	APR ᐃᕐᓇᓕ	MAY ᒪᐃ	Total ᑲᑎᑦᑐᑦ Tamakiklugin
Recall Period	**ᐅᑎᕐᕕᐅᔪᑦ**	**Pigiakvia**													
≤ 3 months	≤ 3 ᑕᕿᑦ	≤ tatkin pingahut	100	100	100	99	100	100	100	100	100	100	100	100	100
4-6 months	4-6 ᑕᕿᑦ	tatkin hitaman 6nut	0	0	0	0	0	0	0	0	0	0	0	0	0
> 6 months	> 6 ᑕᕿᑦ	> 6 tatkin	0	0	0	1	0	0	0	0	0	0	0	0	0

TABLE/ᓇᓗᓇᐃᔭᐅᑦ/NAUNAIKUTA 610

Number of hunters harvesting each species — **Year 2 (June 1997 - May 1998)**

ᖃᑦᓯᐅᓂᖏᑦ ᐊᖑᓇᓱᒃᑏᑦ ᐊᖑᓇᓱᒃᐸᑦᑐᑦ ᐊᑐᓂᒃ ᐆᒪᔪᕐᓂᒃ — **ᐊᒃᕿᒍ 2 (ᔫᓂ 1997 - ᒪᐃ 1998)**

Amigaitiginigin angunahukpaktun anguvaktaitlu kanugitugiagin — **Ukiunga 2 (June 1997 - May 1998)**

Month/ᑕᕝᕙᖓ/Tatkia			JUN ᔫᓂ	JUL ᔪᓚᐃ	AUG ᐊᐅᒃᑯᑎ	SEP ᓱᑎᒃᐱᓇ	OCT ᐅᑦᑐᐱᓇ	NOV ᓄᓇᒃᐱᓇ	DEC ᑏᓯᒃᐱᓇ	JAN ᓵᓐᓄᐊᓇ	FEB ᓈᕝᕗᐊᓇ	MAR ᒪᑦᓯ	APR ᐃᑦᓇᓕ	MAY ᒪᐃ	Total ᑲᑎᑦᑐᑦ Tamakiklugin
Species	**ᐆᒪᔪᑦ**	**Umajuin**													
Caribou	ᑐᒃᑐᐃᑦ	Tuktut	21	23	23	28	14	4	18	20	20	14	10	25	68
Polar bear‡	ᓇᓄᐃᑦ‡	Nanuit‡	n/d	n/d	n/d	n/d	n/d	n/d	n/d	n/d	n/d	n/d	n/d	n/d	n/d
Wolf	ᐊᒪᕈᐃᑦ	Amagut						1	1			1	2	3	7
Arctic fox	ᑎᓇᒐᓐᓂᐊᑦ	Tigiganiat						3	7	5	6	2	2		14
Coloured fox	ᖃᑯᓐᖏᑦᑐᑦ ᑎᓇᒐᓐᓂᐊᑦ	Kalaliit tigiganiat									1	1			1
Wolverine	ᖃᑉᕕᑦ	Kalvik										2		1	3
Arctic hare	ᐅᑲᓖᑦ	Ukalik				2		1							3
Ringed seal	ᓇᑦᓱᑦ	Natiinat	25	17	16	29	14	3		2	4	3	2	2	58
Bearded seal	ᐅᒡᔪᐃᑦ	Ukyuk		3	4	7									13
Harp seal	ᖃᐃᕈᓖᑦ	Qairulik		1	1										1
Walrus	ᐊᐃᕕᑦ	Akvik	1	2	3	2			1						7
Narwhal	ᑑᒫᓖᑦ ᕿᓚᓗᒐᑦ	Tuugaak	3	17	1										18
Beluga	ᖃᑯᑦᑕᑦ ᕿᓚᓗᒐᑦ	Kilalugak	2	4	5	11	2								19
Snow goose	ᑲᖑᐃᑦ ᒪᓐᓂᖏᑦ	Kanguq	2											3	5
Eider duck	ᒥᑏᑦ ᒪᓐᓂᖏᑦ	Kingalik	1												1
Ptarmigan	ᐊᕿᒐᑦ	Akilgik				2								2	4
Arctic char	ᐃᖃᓗᒃᐱᑦ	Ikaliviit	14	17	17	4	8	4	4	2	2	2	3	17	54
Lake trout	ᐃᓱᕋᐃᑦ	Ikalukpik	1	1	2	1	6						3	25	32

‡ No data are available corresponding to the harvest numbers shown in the harvest estimates table which were provided by DSD.

‡ ᑎᑎᕋᓯᒪᔪᓂᒃ ᐱᑕᖃᖏᑦᑐᖅ ᐱᔾᔪᑎᓕᓐᓂᒃ ᐊᖑᔭᑦ ᖃᑦᓯᐅᓂᖏᓐᓄᑦ ᐊᓚᒃᑲᐅᒪᔪᓄᑦ ᐊᖑᔭᓄᑦ ᓇᓚᐅᑦᕐᓗᑎᓂ ᑐᓂᔭᖏᓐᓂ ᐃᑯᐱᕐᕕᓕᓇᔨᑦ.

‡ Nahagauhimaitut titigakhimajunik pitman kanuk angujaukatakhimajunik kanukitunit pijaumajut ikupiktulikijinik.

6.3.6

TABLE/ᓇᓗᓇᐃᔭᐅᑦ/NAUNAIKUTA 611

Monthly harvest estimates
ᑕᕿᑕᒫᑦ ᐊᖑᔭᓄᑦ ᓇᓚᐅᑦᓵᕈᑏᑦ
Tatkiktamat nahaktauvaktun

Year 3 (June 1998 - May 1999)
ᐊᒻᕿᒍ 3 (ᔫᓂ 1998 - ᒪᐃ 1999)
Ukiunga 3 (June 1998 - May 1999)

Month/ᑕᕿᖓ/Tatkia			JUN ᔫᓂ	JUL ᔪᓚᐃ	AUG ᐊᐅᒻᒍᑎ	SEP ᓱᑎᒻᐱᓇ	OCT ᐅᑦᑐᐱᓇ	NOV ᓄᓇᒻᐱᓇ	DEC ᑏᕐᒻᐱᓇ	JAN ᔮᓐᓄᐊᓇ	FEB ᓈᕝᕗᐊᓇ	MAR ᒫᕐᔪ	APR ᐃᑦᓇᓕ	MAY ᒪᐃ	Total ᑲᑎᑦᑐᒋᑦ Tamakiklugin ± 95% CI
Species	**ᐆᒪᔪᑦ**	**Umajuin**													
Caribou	ᑐᒃᑐᐃᑦ	Tuktut	70	26	149	67	75	36	35	42	56	43	39	20	658 ± 26
Musk-ox	ᐅᒥᒃᒪᐃᑦ	Umingmait										1			1 ± 0
Polar bear‡	ᓇᓄᐃᑦ‡	Nanuit‡				3	7	2				215			
Wolf	ᐊᒪᕈᐃᑦ	Amagut							1	6	9	14	4	1	35 ± 5
Arctic fox	ᖃᑯᓐᖏᑦᑐᑦ ᑎᓇᒐᓐᓂᐊᑦ	Tigiganiat						3	3	31	14	25	5		81 ± 14
Wolverine	ᖃᑉᐃᑦ	Kalvik							1	1					2 ± 1
Arctic hare	ᐅᑲᓖᑦ	Ukalik					4			1					5 ± 2
Ringed seal	ᓇᑦᓱᑦ	Natiinat	86	21	57	84	82	14	10	6	5	15	2	4	386 ± 27
Bearded seal	ᐅᒡᔪᐃᑦ	Ukyuk		2	13	6	2		1						24 ± 3
Walrus	ᐊᐃᐃᑦ	Akvik	1	3	7	1	2								14 ± 3
Narwhal	ᑑᒫᓖᑦ ᕿᓚᓗᒐᑦ	Tuugaak		15											15 ± 5
Beluga	ᖃᑯᑦᑕ ᕿᓚᓗᒐᑦ	Kilalugak	1	2	8	5									16 ± 2
Canada goose	ᓂᑦᓖᑦ ᐅᓗᐊᒍᓖᑦ	Nikliknik	10												10 ± 4
Ptarmigan	ᐊᕿᒐᑦ	Akilgik	2			2	3				8	14			29 ± 5
Duck eggs	ᒥᑏᑦ ᒪᓐᓂᖏᑦ	Tinmiat manniit	11												11 ± 6
Seagull eggs	ᓇᐅᔭᐃᑦ ᒪᓐᓂᖏᑦ	Nauyat manniit	31												31 ± 16
Arctic char	ᐃᖃᓗᒃᐱᑦ	Ikaliviit	976	567	804		357	1,159	33	107		151	55	328	4,537 ± 510
Lake trout	ᐃᓱᕋᐃᑦ	Ikalukpik	97	115	12		43	14			1		12	162	456 ± 64

‡ Polar bear data supplied by DSD.

‡ ᓇᓄᑉᓄᑦ ᑎᑎᕋᑦᑐᒪᔪᑦ ᑐᓂᔭᖏᑦ ᐅᑯᐊ ᐃᑯᐱᕐᕕᓕᕆᔨᑦ.

‡ Nanuin nahagaumajut pijauhimajut Ikupiktulikijinik.

TABLE/ᓇᓗᓇᐃᔭᐅᑦ/NAUNAIKUTA 612

Monthly hunter response — **Year 3 (June 1998 - May 1999)**

ᑕᕿᑕᒫᑦ ᐊᖑᓇᓱᒃᑏᑦ ᑭᐅᓂᖏᑦ — **ᐊᒻᕐᒍ 3 (ᔫᓂ 1998 - ᒪᐃ 1999)**

Tatkiktaman pijauhimajut angunahuktinun — **Ukiunga 3 (June 1998 - May 1999)**

Month/ᑕᕿᖓ/Tatkia			JUN ᔫᓂ	JUL ᔪᓚᐃ	AUG ᐊᐅᒻᒍᑎ	SEP ᓱᑎᒻᐱᓇ	OCT ᐅᑦᑐᐱᓇ	NOV ᓄᓇᒻᐱᓇ	DEC ᑏᓯᒻᐱᓇ	JAN ᒎᓐᓄᐊᓇ	FEB ᓈᕝᕗᐊᓇ	MAR ᒪᕐᓯ	APR ᐃᕐᓇᓕ	MAY ᒪᐃ	Total ᑲᑎᑦᑐᑦ Tamakiklugin
Hunter Response Categories	**ᐊᖑᓇᓱᒃᑏᑦ ᑭᐅᓂᖏᑦ ᐊᒻᒍᕐᓯᒪᓂᖏᑦ**	**Angunahukpaktun Kiujait**													
Monthly hunter list	ᑕᕿᑕᒫᑦ ᐊᖑᓇᓱᒃᑏᑦ	Tatkitaman angunahuktut titigait	151	148	149	150	150	149	150	149	148	146	147	146	157*
Hunters interviewed	ᐊᖑᓇᓱᒃᑏᑦ ᐊᐱᕐᓱᕐᑕᑦ	Angunahuktin apikhuktan	137	131	142	145	145	143	144	142	136	141	143	136	148*
Harvested	ᐊᖑᓇᓱᒃᑐᒥᓃᑦ	Angujaujut	57	31	38	18	24	22	16	20	18	23	20	50	106*
Response Rate (%)	ᑭᐅᔪᑦ ᖃᑦᓯᐅᓂᖏᑦ (%)	Kiujut (%)	91	89	95	97	97	96	96	95	92	97	97	93	95**

6.3.6

* Hunters registered/interviewed/harvested at least once during the year.
** Mean monthly response rate.

* ᐊᖑᓇᓱᒃᑏᑦ ᐊᑎᓕᐅᑦᑕᐅᒪᔪᑦ/ᐊᐱᕐᓱᕐᑕᑦ/ᐊᖑᓇᓱᒃᑐᒥᓃᑦ ᐊᑕᐅᓯᐊᕐᓗᐊᑦᑐᑎᒃ ᐊᒻᕐᕖᒥ.
** ᐊᒃᐅᒌᓕᑎᓯᒪᔪᑦ ᑕᕿᑕᒫᑦ ᑭᐅᔪᑦ.

* Angunahuktin atiliukhimajut/apikhiktaunikut/anguhimajut talvani ukiumi.
** Talvani angunahuknami kiujutaumajut.

TABLE/ᓇᓗᓇᐃᔭᐅᑦ/NAUNAIKUTA 613

Recall period between harvest and interview, expressed as % of total harvest records — **Year 3 (June 1998 - May 1999)**

ᐅᑎᕐᕕᐅᔪᑦ ᐊᑯᕐᖓᓂ ᐊᖑᓇᓱᒋᓂᖓᑕ ᐊᒻᒪᓗ ᐊᐱᕐᓱᕐᑕᐅᓂᖓᑕ, ᓇᓗᓇᐃᕐᑕᑦ ᐃᒫᒃ % ᑲᑎᑦᑐᑦ ᐊᖑᓇᓱᒃᑕᑦ ᑎᑎᕐᕐᑕᐅᒪᔪᑦ — **ᐊᒻᕐᒍ 3 (ᔫᓂ 1998 - ᒪᐃ 1999)**

Itkaumajaujut angunahuktunun apihijauvaktunutlu, kanuk amigaitiginit tamakiklugin angujauhimajut — **Ukiunga 3 (June 1998 - May 1999)**

Month/ᑕᕿᖓ/Tatkia			JUN ᔫᓂ	JUL ᔪᓚᐃ	AUG ᐊᐅᒻᒍᑎ	SEP ᓱᑎᒻᐱᓇ	OCT ᐅᑦᑐᐱᓇ	NOV ᓄᓇᒻᐱᓇ	DEC ᑏᓯᒻᐱᓇ	JAN ᒎᓐᓄᐊᓇ	FEB ᓈᕝᕗᐊᓇ	MAR ᒪᕐᓯ	APR ᐃᕐᓇᓕ	MAY ᒪᐃ	Total ᑲᑎᑦᑐᑦ Tamakiklugin
Recall Period	**ᐅᑎᕐᕕᐅᔪᑦ**	**Pigiakvia**													
≤ 3 months	≤ 3 ᑕᕿᑦ	≤ tatkin pingahut	100	100	100	100	100	100	100	100	100	100	100	100	100
4-6 months	4-6 ᑕᕿᑦ	tatkin hitaman 6nut	0	0	0	0	0	0	0	0	0	0	0	0	0
> 6 months	> 6 ᑕᕿᑦ	> 6 tatkin	0	0	0	0	0	0	0	0	0	0	0	0	0

TABLE/ᓇᓗᓇᐃᔭᐅᑦ/NAUNAIKUTA 614

Number of hunters harvesting each species — **Year 3 (June 1998 - May 1999)**

ᖃᑦᓯᐅᓂᖏᑦ ᐊᖑᓇᓱᒃᑏᑦ ᐊᖑᓇᓱᒃᐸᑦᑐᑦ ᐊᑐᓂᒃ ᐆᒪᔪᕐᓂᒃ — **ᐊᒡᕐᒍ 3 (ᔫᓂ 1998 - ᒪᐃ 1999)**

Amigaitiginigin angunahukpaktun anguvaktaitlu kanugitugiagin — **Ukiunga 3 (June 1998 - May 1999)**

Month/ᑕᕝᕙᖓ/Tatkia			JUN ᔫᓂ	JUL ᔪᓚᐃ	AUG ᐊᐅᒡᒍᑎ	SEP ᓱᑎᒡᐱᓇ	OCT ᐅᑦᑐᐱᓇ	NOV ᓄᓇᒡᐱᓇ	DEC ᑏᓯᒡᐱᓇ	JAN ᔭᓐᓄᐊᓇ	FEB ᓈᕝᕗᐊᓇ	MAR ᒪᑦᓯ	APR ᐃᑦᓇᓕ	MAY ᒪᐃ	Total ᑲᑎᑦᑐᑦ Tamakiklugin
Species	**ᐆᒪᔪᑦ**	**Umajuin**													
Caribou	ᑐᒃᑐᐃᑦ	Tuktut	30	17	31	15	19	8	13	15	13	17	16	11	64
Musk-ox	ᐅᒥᒃᒪᐃᑦ	Umingmait										1			1
Polar bear#	ᓇᓄᐃᑦ#	Nanuit#	n/d	n/d	n/d	n/d	n/d	n/d	n/d	n/d	n/d	n/d	n/d	n/d	n/d
Wolf	ᐊᒪᕈᐃᑦ	Amagut							1	3	3	6	1	1	9
Arctic fox	ᖃᑯᓐᖏᑦᑐᑦ ᑎᓇᒐᓐᓂᐊᑦ	Tigiganiat						2	1	4	3	8	1		13
Wolverine	ᖃᑦᕕᑦ	Kalvik							1	1					2
Arctic hare	ᐅᑲᓖᑦ	Ukalik					2			1					3
Ringed seal	ᓇᑦᓱᑦ	Natiinat	32	11	24	11	10	10	4	5	1	4	2	1	63
Bearded seal	ᐅᒡᔪᐃᑦ	Ukyuk		2	9	4	2		1						16
Walrus	ᐊᐃᕕᑦ	Akvik	1	3	5	1	2								11
Narwhal	ᑑᒫᓖᑦ ᕿᓚᓗᒐᑦ	Tuugaak		7											7
Beluga	ᖃᑯᑦᑕᑦ ᕿᓚᓗᒐᑦ	Kilalugak	1	2	5	3									11
Canada goose	ᓂᑦᓖᑦ ᐅᓗᐊᒍᓖᑦ	Nikliknik	4												4
Ptarmigan	ᐊᕿᒐᕌᑦ	Akilgik	1			1	2				2	3			8
Duck eggs	ᒥᑏᑦ ᒪᓐᓂᖏᑦ	Tinmiat manniit	1												1
Seagull eggs	ᓇᐅᔭᐃᑦ ᒪᓐᓂᖏᑦ	Nauyat manniit	2												2
Arctic char	ᐃᖃᓗᒃᐱᑦ	Ikaliviit	22	11	12		4	13	1	1		3	1	12	50
Lake trout	ᐃᓱᕋᐃᑦ	Ikalukpik	8	3	2		4	3			1		4	39	53

‡‡ No data are available corresponding to the harvest numbers shown in the harvest estimates table which were provided by DSD.

‡‡ ᑎᑎᕋᓯᒪᔪᓂᒃ ᐱᑕᖃᓐᖏᑦᑐᖅ ᐱᔾᔪᑎᓕᓐᓂᒃ ᐊᖑᔭᑦ ᖃᑦᓯᐅᓂᖏᓐᓄᑦ ᐊᓚᒃᑲᒪᔪᓄᑦ ᐊᖑᔭᓄᑦ ᓇᓚᐅᕐᓗᑎᓂ ᑐᓂᔭᖏᓐᓂ ᐃᑯᐱᕐᐃᓕᓇᕆᑦ.

‡‡ Nahagauhimaitut titigakhimajunik pitman kanuk angujaukatakhimajunik kanukitunit pijaumajut ikupiktulikijinik.

TABLE/ᓇᓗᓇᐃᔭᐅᑦ/NAUNAIKUTA 615

Monthly harvest estimates
ᑕᕿᑕᒫᑦ ᐊᖑᔭᓄᑦ ᓇᓚᐅᑦᓴᕈᑏᑦ
Tatkiktamat nahaktauvaktun

Year 4 (June 1999 - May 2000)
ᐊᒻᕋᒍ 4 (ᔫᓂ 1999 - ᒪᐃ 2000)
Ukiunga 4 (June 1999 - May 2000)

Month/ᑕᕿᖓ/Tatkia			JUN ᔫᓂ	JUL ᔪᓚᐃ	AUG ᐊᐅᒡᒍᑎ	SEP ᓱᑎᒡᐱᕆ	OCT ᐅᑦᑐᐱᕆ	NOV ᓄᓇᒡᐱᕆ	DEC ᑏᕐᒡᐱᕆ	JAN ᒎᓐᓄᐊᕆ	FEB ᓈᕝᕗᐊᕆ	MAR ᒪᕐᔪ	APR ᐃᑦᕆᓕ	MAY ᒪᐃ	Total ᑲᑎᑦᑐᒋᑦ Tamakiklugin ± 95% CI
Species	**ᐆᒪᔪᑦ**	**Umajuin**													
Caribou	ᑐᒃᑐᐃᑦ	Tuktut	39	50	114	82	65	49	22	51	64	41	35	19	631 ± 18
Polar bear‡	ᓇᓄᐃᑦ‡	Nanuit‡				2	5	5	1			25			
Wolf	ᐊᒪᕈᐃᑦ	Amagut						3	8		4	9	8	6	38 ± 5
Arctic fox	ᑎᓇᒐᓐᓂᐊᑦ	Tigiganiat					3	11	27	19	6	13	11		90 ± 8
Coloured fox	ᖃᑯᓐᖏᑦᑐᑦ ᑎᓇᒐᓐᓂᐊᑦ	Kalaliit tigiganiat						1	2	1	2	2			8 ± 1
Wolverine	ᖃᑦᕕᑦ	Kalvik							2		1	1	2	1	7 ± 1
Arctic hare	ᐅᑲᓖᑦ	Ukalik											3		3 ± 1
Ringed seal	ᓇᑦᓱᑦ	Natiinat	109	50	37	86	52	37			2			2	375 ± 28
Bearded seal	ᐅᒡᔪᐃᑦ	Ukyuk		2		3									5 ± 1
Walrus	ᐊᐃᕕᑦ	Akvik		1		1			1						3 ± 1
Narwhal	ᑑᒫᓖᑦ ᕿᓚᓗᒐᑦ	Tuugaak	2	48	75										125 ± 11
Beluga	ᖃᑯᑦᑕᑦ ᕿᓚᓗᒐᑦ	Kilalugak		5	1		1								7 ± 1
Geese (unspecified)	ᓂᑦᓖᑦ	Kanguk	2												2 ± 1
Snow goose	ᑲᖑᐃᑦ	Kanguq												2	2 ± 1
Canada goose	ᓂᑦᓖᑦ ᐅᓗᐊᒍᑦᓖᑦ	Nikliknik												1	1 ± 0
Eider duck	ᒥᑏᑦ ᒪᓐᓂᖏᑦ	Kingalik		2											2 ± 2
Ptarmigan	ᐊᕿᒡᒋᑦ	Akilgik	4								2	2			8 ± 2
Arctic char	ᐃᖃᓗᒃᐲᑦ	Ikaliviit	447	659	133		1,317	740	15		140	171	201	663	4,486 ± 285
Lake trout	ᐃᓱᕋᐃᑦ	Ikalukpik	6				4	2				11		102	125 ± 16

‡ Polar bear data supplied by DSD.

‡ ᓇᓄᑦᓄᑦ ᑎᑎᕋᑦᑕᒪᔪᑦ ᑐᓂᒃᖏᑦ ᐅᑯᐊ ᐃᑯᐱᕐᕕᓕᕆᔨᑦ.

‡ Nanuin nahagaumajut pijauhimajut Ikupiktulikijinik.

TABLE/ᓇᓗᓇᐃᔭᐅᑦ/NAUNAIKUTA 616

Monthly hunter response — **Year 4 (June 1999 - May 2000)**

ᑕᕿᑖᒪᑦ ᐊᖑᓇᓱᒃᑏᑦ ᑭᐅᓂᖏᑦ — **ᐊᒻᕋᒍ 4 (ᔫᓂ 1999 - ᒪᐃ 2000)**

Tatkiktaman pijauhimajut angunahuktinun — **Ukiunga 4 (June 1999 - May 2000)**

Month/ᑕᕿᖓ/Tatkia			JUN ᔫᓂ	JUL ᔪᓚᐃ	AUG ᐊᐅᒻᒍᑎ	SEP ᓱᑎᒻᐱᓇ	OCT ᐅᑦᑐᐱᓇ	NOV ᓄᓇᒻᐱᓇ	DEC ᑏᓯᒻᐱᓇ	JAN ᔮᓐᓄᐊᓇ	FEB ᓈᕝᕗᐊᓇ	MAR ᒫᕐᓯ	APR ᐃᑦᓇᓕ	MAY ᒪᐃ	Total ᑲᑎᑦᑐᒋᑦ Tamakiklugin
Hunter Response Categories	**ᐊᖑᓇᓱᒃᑏᑦ ᑭᐅᓂᖏᑦ ᐊᒻᒍᑦᓯᒪᓂᖏᑦ**	**Angunahukpaktun Kiujait**													
Monthly hunter list	ᑕᕿᑖᒪᑦ ᐊᖑᓇᓱᒃᑏᑦ	Tatkitaman angunahuktut titigait	147	147	147	147	144	144	143	144	145	144	143	142	152*
Hunters interviewed	ᐊᖑᓇᓱᒃᑏᑦ ᐊᐱᑦᓱᑦᑕᑦ	Angunahuktin apikhuktan	137	138	143	140	140	142	140	139	139	137	133	132	147*
Harvested	ᐊᖑᓇᓱᒃᑐᒥᓃᑦ	Angujaujut	30	41	42	23	29	25	13	17	20	19	16	29	79*
Response Rate (%)	ᑭᐅᔪᑦ ᖃᑦᓱᐅᓂᖏᑦ (%)	Kiujut (%)	93	94	97	95	97	99	98	97	96	95	93	93	96**

* Hunters registered/interviewed/harvested at least once during the year.
** Mean monthly response rate.

* ᐊᖑᓇᓱᒃᑏᑦ ᐊᑎᓕᐅᑦᑕᐅᒪᔪᑦ/ᐊᐱᑦᓱᑦᑕᑦ/ᐊᖑᓇᓱᒃᑐᒥᓃᑦ ᐊᑕᐅᓯᐊᕐᓗᐊᑦᑐᑎᒃ ᐊᒻᕋᒥ.
** ᐊᔾᔨᒌᓕᑦᑎᓯᒪᔪᑦ ᑕᕿᑖᒪᑦ ᑭᐅᔪᑦ.

* Angunahuktin atiliukhimajut/apikhiktaunikut/anguhimajut talvani ukiumi.
** Talvani angunahuknami kiujutaumajut.

TABLE/ᓇᓗᓇᐃᔭᐅᑦ/NAUNAIKUTA 617

Recall period between harvest and interview, expressed as % of total harvest records — **Year 4 (June 1999 - May 2000)**

ᐅᑎᕐᕕᐅᔪᑦ ᐊᑯᕐᖓᓂ ᐊᖑᓇᓱᒋᓂᖓᑕ ᐊᒻᒪᓗ ᐊᐱᕐᓱᕐᑕᐅᓂᖓᑕ, ᓇᓗᓇᐃᕐᑕᑦ ᐃᒫᒃ % ᑲᑎᑦᑐᒋᑦ ᐊᖑᓇᓱᒃᑕᑦ ᑎᑎᕐᕐᑕᐅᒪᔪᑦ — **ᐊᒻᕋᒍ 4 (ᔫᓂ 1999 - ᒪᐃ 2000)**

Itkaumajaujut angunahuktunun apihijauvaktunutlu, kanuk amigaitiginit tamakiklugin angujauhimajut — **Ukiunga 4 (June 1999 - May 2000)**

Month/ᑕᕿᖓ/Tatkia			JUN ᔫᓂ	JUL ᔪᓚᐃ	AUG ᐊᐅᒻᒍᑎ	SEP ᓱᑎᒻᐱᓇ	OCT ᐅᑦᑐᐱᓇ	NOV ᓄᓇᒻᐱᓇ	DEC ᑏᓯᒻᐱᓇ	JAN ᔮᓐᓄᐊᓇ	FEB ᓈᕝᕗᐊᓇ	MAR ᒫᕐᓯ	APR ᐃᑦᓇᓕ	MAY ᒪᐃ	Total ᑲᑎᑦᑐᒋᑦ Tamakiklugin
Recall Period	**ᐅᑎᕐᕕᐅᔪᑦ**	**Pigiakvia**													
≤ 3 months	≤ 3 ᑕᕿᑦ	≤ tatkin pingahut	100	100	88	86	87	96	100	100	100	100	100	100	95
4-6 months	4-6 ᑕᕿᑦ	tatkin hitaman 6nut	0	0	7	14	13	4	0	0	0	0	0	0	4
> 6 months	> 6 ᑕᕿᑦ	> 6 tatkin	0	0	5	0	0	0	0	0	0	0	0	0	1

TABLE/ᓇᓗᓇᐃᔭᐅᑦ/NAUNAIKUTA 618

Number of hunters harvesting each species — **Year 4 (June 1999 - May 2000)**

ᖃᑦᓯᐅᓂᖏᑦ ᐊᖑᓇᓱᒃᑏᑦ ᐊᖑᓇᓱᒃᐸᑦᑐᑦ ᐊᑐᓂᒃ ᐆᒪᔪᑦᓂᒃ — **ᐊᒡᕋᒍ 4 (ᔫᓂ 1999 - ᒪᐃ 2000)**

Amigaitiginigin angunahukpaktun anguvaktaitlu kanugitugiagin — **Ukiunga 4 (June 1999 - May 2000)**

Month/ᑕᕝᕙᖓ/Tatkia			JUN ᔫᓂ	JUL ᔪᓚᐃ	AUG ᐊᐅᒡᒍᑎ	SEP ᓱᑎᒡᐱᕆ	OCT ᐅᑦᑐᐱᕆ	NOV ᓄᓇᒡᐱᕆ	DEC ᑏᓯᒡᐱᕆ	JAN ᒣᓐᓄᐊᕆ	FEB ᓈᕝᕗᐊᕆ	MAR ᒪᑦᓯ	APR ᐃᑦᓇᓕ	MAY ᒪᐃ	Total ᑲᑎᑦᑐᑦ Tamakiklugin
Species	**ᐆᒪᔪᑦ**	**Umajuin**													
Caribou	ᑐᒃᑐᐃᑦ	Tuktut	14	23	26	20	16	16	9	17	17	14	12	12	56
Polar bear#	ᓇᓄᐃᑦ#	Nanuit#	n/d	n/d	n/d	n/d	n/d	n/d	n/d	n/d	n/d	n/d	n/d	n/d	n/d
Wolf	ᐊᒪᕐᐃᑦ	Amagut						3	3		1	7	4	2	12
Arctic fox	ᑎᓇᒐᓐᓂᐊᑦ	Tigiganiat					1	1	1	1	1	3	2		4
Coloured fox	ᖃᑯᓐᖏᑦᑐᑦ ᑎᓇᒐᓐᓂᐊᑦ	Kalaliit tigiganiat						1	1	1	1	2			4
Wolverine	ᖃᑉᕕᑦ	Kalvik							2		1	1	2	1	5
Arctic hare	ᐅᑲᓖᑦ	Ukalik											1		1
Ringed seal	ᓇᑦᓯᑦ	Natiinat	24	12	10	16	11	9			2			2	49
Bearded seal	ᐅᒡᔪᐃᑦ	Ukyuk		2		3									5
Walrus	ᐊᐃᕕᑦ	Akvik		1		1			1						3
Narwhal	ᑑᒫᓖᑦ ᕿᓚᓗᒐᑦ	Tuugaak	2	19	31										36
Beluga	ᖃᑯᑦᑕᑦ ᕿᓚᓗᒐᑦ	Kilalugak		5	1		1								7
Geese (unspecified)	ᓂᑦᓖᑦ	Kanguk	1												1
Snow goose	ᑲᖑᐃᑦ	Kanguq												1	1
Canada goose	ᓂᑦᓖᑦ ᐅᓗᐊᒍᓖᑦ	Nikliknik												1	1
Eider duck	ᒥᑏᑦ ᒪᓐᓂᖏᑦ	Kingalik		1											1
Ptarmigan	ᐊᕿᒐᕆᑦ	Akilgik	1								1	1			3
Arctic char	ᐃᖃᓗᒃᐲᑦ	Ikaliviit	6	11	6		9	4	1		3	3	4	11	36
Lake trout	ᐃᓱᖁᐃᑦ	Ikalukpik	1				1	1				1		17	18

‡‡ No data are available corresponding to the harvest numbers shown in the harvest estimates table which were provided by DSD.

‡‡ ᑎᑎᕋᕐᓯᒪᔪᓂᒃ ᐱᑕᖃᓐᖏᑦᑐᖅ ᐱᔾᔪᑎᓕᓐᓂᒃ ᐊᖑᔭᑦ ᖃᑦᓯᐅᓂᖏᓐᓄᑦ ᐊᓚᒃᑲᐅᒪᔪᓄᑦ ᐊᖑᔭᓄᑦ ᓇᓚᐅᑦᓴᕐᑎᓂ ᑐᓂᔭᖏᓐᓂ ᐃᑯᐱᕐᕕᓕᕆᔨᑦ.

‡‡ Nahagauhimaitut titigakhimajunik pitman kanuk angujaukatakhimajunik kanukitunit pijaumajut ikupiktulikijinik.

6.3.6

TABLE/ᓇᓗᓇᐃᔭᐅᑦ/NAUNAIKUTA 619

Monthly harvest estimates
ᑕᕿᑕᒫᑦ ᐊᖑᔭᓄᑦ ᓇᓚᐅᑦᓵᕈᑏᑦ
Tatkiktamat nahaktauvaktun

Year 5 (June 2000 - May 2001)
ᐊᒻᕐᒍ 5 (ᔫᓂ 2000 - ᒪᐃ 2001)
Ukiunga 5 (June 2000 - May 2001)

Month/ᑕᕿᖓ/Tatkia			JUN ᔫᓂ	JUL ᔪᓚᐃ	AUG ᐊᐅᒡᒍᑎ	SEP ᓱᑎᒡᐱᓇ	OCT ᐅᑦᑐᐱᓇ	NOV ᓄᓇᒡᐱᓇ	DEC ᑏᓯᒡᐱᓇ	JAN ᔭᓐᓄᐊᓇ	FEB ᓈᕝᕗᐊᓇ	MAR ᒫᕐᓯ	APR ᐃᑦᓇᓕ	MAY ᒪᐃ	Total ᑲᑎᑦᑐᒋᑦ Tamakiklugin ± 95% CI
Species	**ᐆᒪᔪᑦ**	**Umajuin**													
Caribou	ᑐᒃᑐᐃᑦ	Tuktut	43	18	81	44	25	45	32	30	20	21	65	40	464 ± 17
Polar bear‡	ᓇᓄᐃᑦ‡	Nanuit‡			8			3				2	13		
Wolf	ᐊᒪᕈᐃᑦ	Amagut				1	1	8			5	14	7		36 ± 4
Arctic fox	ᑎᓇᒐᓐᓂᐊᑦ	Tigiganiat						44	84			15	35		178 ± 31
Coloured fox	ᖃᑯᓐᖏᑦᑐᑦ ᑎᓇᒐᓐᓂᐊᑦ	Kalaliit tigiganiat						1					1		2 ± 0
Ringed seal	ᓇᑦᓱᑦ	Natiinat	103	16	17		4	9	5	1		8	1		164 ± 17
Bearded seal	ᐅᒡᔪᐃᑦ	Ukyuk	2	1	3										6 ± 1
Harp seal	ᖃᐃᕈᓐᑦ	Qairulik			3										3 ± 1
Walrus	ᐊᐃᓈᑦ	Akvik			1										1 ± 1
Narwhal	ᑑᒫᓐᑦ ᕿᓚᓗᒐᑦ	Tuugaak	1	7	2										10 ± 2
Beluga	ᖃᑯᑦᑕᑦ ᕿᓚᓗᒐᑦ	Kilalugak				3									3 ± 0
Canada goose	ᓂᑦᓐᑦ ᐅᓗᐊᒍᓐᑦ	Nikliknik	4												4 ± 1
Eider duck	ᒥᑏᑦ	Kingalik		1											1 ± 0
Arctic char	ᐃᖃᓗᒃᐲᑦ	Ikaliviit	591	343	70	38	788	378	220		3	33	72	7	2,543 ± 194
Lake trout	ᐃᓱᕋᐃᑦ	Ikalukpik												77	77 ± 9

‡ Polar bear data supplied by DSD.

‡ ᓇᓄᑦᓄᑦ ᑎᑎᕋᑦᑕᒪᔪᑦ ᑐᓂᔭᖅᑎᑦ ᐅᑯᐊ ᐃᑯᐱᕐᕕᓕᕆᔨᑦ.

‡ Nanuin nahagaumajut pijauhimajut Ikupiktulikijinik.

TABLE/ᓇᓗᓇᐃᔭᐅᑦ/NAUNAIKUTA 620

Monthly hunter response — **Year 5 (June 2000 - May 2001)**

ᑕᕿᑖᒪᑦ ᐊᖑᓇᓱᒃᑏᑦ ᑭᐅᓂᖏᑦ — **ᐊᒻᕋᒍ 5 (ᔪᓂ 2000 - ᒪᐃ 2001)**

Tatkiktaman pijauhimajut angunahuktinun — **Ukiunga 5 (June 2000 - May 2001)**

Month/ᑕᕿᖓ/Tatkia			JUN ᔪᓂ	JUL ᔪᓚᐃ	AUG ᐊᐅᒻᒍᑎ	SEP ᓱᑎᒻᐱᓇ	OCT ᐅᑦᑐᐱᓇ	NOV ᓄᓇᒻᐱᓇ	DEC ᑏᓯᒻᐱᓇ	JAN ᒎᓐᓄᐊᓇ	FEB ᓈᕝᕗᐊᓇ	MAR ᒪᕐᓯ	APR ᐃᕐᓇᓕ	MAY ᒪᐃ	Total ᑲᑎᑦᑐᑦ Tamakiklugin
Hunter Response Categories	**ᐊᖑᓇᓱᒃᑏᑦ ᑭᐅᓂᖏᑦ ᐊᒻᒍᕐᓯᒪᓂᖏᑦ**	**Angunahukpaktun Kiujait**													
Monthly hunter list	ᑕᕿᑖᒪᑦ ᐊᖑᓇᓱᒃᑏᑦ	Tatkitaman angunahuktut titigait	141	142	141	142	142	142	142	143	143	145	142	141	146*
Hunters interviewed	ᐊᖑᓇᓱᒃᑏᑦ ᐊᐱᕐᓱᕐᑕᑦ	Angunahuktin apikhuktan	130	132	131	135	137	138	136	140	140	140	138	132	143*
Harvested	ᐊᖑᓇᓱᒃᑐᒥᓃᑦ	Angujaujut	28	16	21	9	8	24	16	7	8	11	19	30	67*
Response Rate (%)	ᑭᐅᔪᑦ ᖃᑦᓯᐅᓂᖏᑦ (%)	Kiujut (%)	92	93	93	95	96	97	96	98	98	97	97	94	95**

6.3.6

* Hunters registered/interviewed/harvested at least once during the year.
** Mean monthly response rate.

* ᐊᖑᓇᓱᒃᑏᑦ ᐊᑎᓕᐅᑦᑕᐅᒪᔪᑦ/ᐊᐱᕐᓱᕐᑕᑦ/ᐊᖑᓇᓱᒃᑐᒥᓃᑦ ᐊᑕᐅᓯᐊᕐᓗᐊᑦᑐᑎᒃ ᐊᒻᕋᒍᒥ.
** ᐊᒃᐅᑏᓕᑦᑎᓯᒪᔪᑦ ᑕᕿᑖᒪᑦ ᑭᐅᔪᑦ.

* Angunahuktin atiliukhimajut/apikhiktaunikut/anguhimajut talvani ukiumi.
** Talvani angunahuknami kiujutaumajut.

TABLE/ᓇᓗᓇᐃᔭᐅᑦ/NAUNAIKUTA 621

Recall period between harvest and interview, expressed as % of total harvest records — **Year 5 (June 2000 - May 2001)**

ᐅᑎᕐᕕᐅᔪᑦ ᐊᑯᕐᖓᓂ ᐊᖑᓇᓱᒃᓂᖓᑕ ᐊᒻᒪᓗ ᐊᐱᕐᓱᕐᑕᐅᓂᖓᑕ, ᓇᓗᓇᐃᕐᑕᑦ ᐃᒫᒃ % ᑲᑎᑦᑐᑦ ᐊᖑᓇᓱᒃᑕᑦ ᑎᑎᕐᕐᑕᐅᒪᔪᑦ — **ᐊᒻᕋᒍ 5 (ᔪᓂ 2000 - ᒪᐃ 2001)**

Itkaumajaujut angunahuktunun apihijauvaktunutlu, kanuk amigaitiginit tamakiklugin angujauhimajut — **Ukiunga 5 (June 2000 - May 2001)**

Month/ᑕᕿᖓ/Tatkia			JUN ᔪᓂ	JUL ᔪᓚᐃ	AUG ᐊᐅᒻᒍᑎ	SEP ᓱᑎᒻᐱᓇ	OCT ᐅᑦᑐᐱᓇ	NOV ᓄᓇᒻᐱᓇ	DEC ᑏᓯᒻᐱᓇ	JAN ᒎᓐᓄᐊᓇ	FEB ᓈᕝᕗᐊᓇ	MAR ᒪᕐᓯ	APR ᐃᕐᓇᓕ	MAY ᒪᐃ	Total ᑲᑎᑦᑐᑦ Tamakiklugin
Recall Period	**ᐅᑎᕐᕕᐅᔪᑦ**	**Pigiakvia**													
≤ 3 months	≤ 3 ᑕᕿᑦ	≤ tatkin pingahut	100	100	100	100	100	100	100	100	100	100	100	0	90
4-6 months	4-6 ᑕᕿᑦ	tatkin hitaman 6nut	0	0	0	0	0	0	0	0	0	0	0	0	0
> 6 months	> 6 ᑕᕿᑦ	> 6 tatkin	0	0	0	0	0	0	0	0	0	0	0	100	10

TABLE/ᓇᓗᓇᐃᔭᐅᑦ/NAUNAIKUTA 622

Number of hunters harvesting each species — **Year 5 (June 2000 - May 2001)**

ᖃᑦᓯᐅᓂᖏᑦ ᐊᖑᓇᓱᒃᑏᑦ ᐊᖑᓇᓱᒃᐸᑦᑐᑦ ᐊᑐᓂᒃ ᐆᒪᔪᑦᓂᒃ — **ᐊᒻᕐᒍ 5 (ᔫᓂ 2000 - ᒪᐃ 2001)**

Amigaitiginigin angunahukpaktun anguvaktaitlu kanugitugiagin — **Ukiunga 5 (June 2000 - May 2001)**

Month/ᑕᕝᕙᖓ/Tatkia			JUN ᔫᓂ	JUL ᔪᓚᐃ	AUG ᐊᐅᒻᒍᑎ	SEP ᓱᑎᒻᐱᓇ	OCT ᐅᑦᑐᐱᓇ	NOV ᓄᓇᒻᐱᓇ	DEC ᑏᓯᒻᐱᓇ	JAN ᔮᓐᓄᐊᓇ	FEB ᓈᕝᕗᐊᓇ	MAR ᒪᑦᓯ	APR ᐃᑦᓇᓕ	MAY ᒪᐃ	Total ᑲᑎᑦᑐᑦ Tamakiklugin
Species	**ᐆᒪᔪᑦ**	**Umajuin**													
Caribou	ᑐᒃᑐᐃᑦ	Tuktut	18	6	18	8	8	17	12	7	7	9	19	13	49
Polar bear#	ᓇᓄᐃᑦ#	Nanuit#	n/d	n/d	n/d	n/d	n/d	n/d	n/d	n/d	n/d	n/d	n/d	n/d	n/d
Wolf	ᐊᒪᕈᐃᑦ	Amagut				1	1	3			3	4	3		10
Arctic fox	ᑎᓇᒐᓐᓂᐊᑦ	Tigiganiat						8	6			1	2		10
Coloured fox	ᖃᑯᓐᖏᑦᑐᑦ ᑎᓇᒐᓐᓂᐊᑦ	Kalaliit tigiganiat						1					1		2
Ringed seal	ᓇᑦᓱᑦ	Natiinat	19	5	9		2	5	3	1		3	1		31
Bearded seal	ᐅᒻᔪᐃᑦ	Ukyuk	2	1	3										5
Harp seal	ᖃᐃᕈᓐᑦ	Qairulik			2										2
Walrus	ᐊᐃᓈᑦ	Akvik			1										1
Narwhal	ᑑᒫᓐᑦ ᕿᓚᓗᒐᑦ	Tuugaak	1	5	2										7
Beluga	ᖃᑯᑦᑕᑦ ᕿᓚᓗᒐᑦ	Kilalugak				2									2
Canada goose	ᓂᑦᓐᑦ ᐅᓗᐊᒍᓐᓐᑦ	Nikliknik	2												2
Eider duck	ᒥᑏᑦ	Kingalik		1											1
Arctic char	ᐃᖃᓗᒃᐲᑦ	Ikaliviit	14	5	5	1	7	5	2		1	2	3	1	28
Lake trout	ᐃᓱᕋᐃᑦ	Ikalukpik												26	26

‡‡ No data are available corresponding to the harvest numbers shown in the harvest estimates table which were provided by DSD.

‡‡ ᑎᑎᕋᓯᒪᔪᓂᒃ ᐱᑕᖃᖏᑦᑐᖅ ᐱᒃᔪᑎᓕᓐᓂᒃ ᐊᖑᔭᑦ ᖃᑦᓯᐅᓂᖏᓐᓄᑦ ᐊᓚᒃᑲᐅᒪᔪᓄᑦ ᐊᖑᔭᓄᑦ ᓇᓚᐅᑦᓴᕈᑎᓂ ᑐᓂᔭᖏᓐᓂ ᐃᑯᐱᕐᕕᓕᓇᔫᑦ.

‡‡ Nahagauhimaitut titigakhimajunik pitman kanuk angujaukatakhimajunik kanukitunit pijaumajut ikupiktulikijinik.

TABLE/ᓇᓗᓇᐃᔭᐅᑦ/NAUNAIKUTA 623

Annual harvest estimates and five-year mean — **All Years (June 1996 - May 2001)**

ᐊᒡᕋᒍᑕᒫᑦ ᐊᖑᔭᓄᑦ ᓇᓚᐅᑦᓴᕈᑏᑦ ᐊᒻᒪᓗ ᑕᓪᓕᒪᓄᑦ-ᐊᒡᕋᒍᓄᑦ ᐊᔾᔨᒌᓕᕐᑎᓯᒪᔪᑦ — **ᑕᒪᐃᓐᓄᑦ ᐊᒡᕋᒍᓄᑦ (ᓘᓂ 1996 - ᒪᐃ 2001)**

Aragutamat angujauvaktun tatlman araguit iluani — **Tamamik ukiuni (June 1996 - May 2001)**

Study Year/ᖃᐅᔨᓴᕐᕕᒃ ᐊᒡᕋᒍ/Ihivgiukimayut Ukiumi			1	2	3	4	5	Mean ᐊᔾᔨᒌᓕᕐᑎᓯᒪᔪᑦ Amigaitkiyait
			96/97	97/98	98/99	99/00	00/01	
Species	**ᐆᒪᔪᑦ**	**Umajuin**						
Caribou[1]	ᑐᒃᑐᐃᑦ[1]	Tuktut[1]	1,195	776	658	631	464	745
Musk-ox[2]	ᐅᒥᒃᒪᐃᑦ[2]	Umingmait[2]	0	0	1	0	0	<1
Polar bear[3]	ᓇᓄᐃᑦ[3]	Nanuit[3]	13	2	15	15	13	12
Wolf[4]	ᐊᒪᕈᐃᑦ[4]	Amagut[4]	26	19	35	38	36	31
Arctic fox[5]	ᑎᓇᒐᓐᓂᐊᑦ[5]	Tigiganiat[5]	371	125	81	90	178	169
Coloured fox	ᖃᑯᓐᖏᑦᑐᑦ ᑎᓇᒐᓐᓂᐊᑦ	Kalaliit tigiganiat	0	2	0	8	2	2
Wolverine	ᖃᕝᕕᑦ	Kalvik	6	3	2	7	0	4
Arctic hare	ᐅᑲᓖᑦ	Ukalik	13	4	5	3	0	5
Arctic ground squirrel	ᓱᒃᓱᑦ	Hikhik	10	0	0	0	0	2
Seals (unspecified)	ᓱᖕᑯᓖᑦ	Natiit	15	0	0	0	0	3
Ringed seal	ᓇᑦᓱᑦ	Natiinat	662	489	386	375	164	415
Bearded seal	ᐅᒃᔪᐃᑦ	Ukyuk	17	19	24	5	6	14
Harp seal	ᖃᐃᕈᓖᑦ	Qairulik	0	2	0	0	3	1
Walrus	ᐊᐃᕕᑦ	Akvik	7	9	14	3	1	7
Narwhal[6]	ᑑᒐᓖᑦ ᕿᓚᓗᒐᑦ[6]	Tuugaak[6]	28	45	15	125	10	45
Beluga[7]	ᖃᑯᑦᑕᑦ ᕿᓚᓗᒐᑦ[7]	Kilalugak[7]	37	53	16	7	3	23
Bowhead	ᐊᑦᕕᒃ	Aivik	2	0	0	0	0	<1
Geese (unspecified)	ᓂᑦᓖᑦ	Kanguk	0	0	0	2	0	<1
Snow goose	ᑲᖑᐃᑦ	Kanguq	21	17	0	2	0	8
Canada goose	ᓂᑦᓖᑦ ᐅᓗᐊᒍᑦᓖᑦ	Nikliknik	6	0	10	1	4	4
Eider duck[8]	ᒥᑏᑦ[8]	Kingalik[8]	4	3	0	2	1	2
Black guillemot	ᐱᑦᓯᐅᓖᑦ	Black guillemot	3	0	0	0	0	1
Ptarmigan	ᐊᕿᒡᕝᑦ	Akilgik	100	25	29	8	0	32
Duck eggs[9]	ᒥᑏᑦ ᒪᓐᓂᖕᒋᑦ[9]	Tinmiat manniit[9]	15	0	11	0	0	5
Seagull eggs[9]	ᓇᐅᔭᐃᑦ ᒪᓐᓂᖕᒋᑦ[9]	Nauyat manniit[9]	0	0	31	0	0	6
Arctic char[10]	ᐃᖃᓗᒃᐲᑦ[10]	Ikaliviit[10]	5,345	4,503	4,537	4,486	2,543	4,283
Lake trout	ᐃᓱᕋᐃᑦ	Ikalukpik	954	172	456	125	77	357

[1-10]: See page 749 for community feedback and other sources of data.

[1-10]: ᑕᑯᒍᒃ ᒪᕐᐱᑐᒐᖕ 751 ᓄᓇᓖᑦ ᑭᐅᔾᔪᑎᖕᒋᑦ ᐊᒻᒪᓗ ᐊᓯᖕᒋᑦ ᐱᕕᐅᔪᑦ ᓈᒐᐅᑎᓂᒃ.

[1-10]: Takulugu makpigaak 753 nunanit kiutjutinganik ovalo aalanik naunaiyautainik.

TABLE/ᓇᓗᓇᐃᔭᐅᑦ/NAUNAIKUTA 624

Annual hunter response

ᐊᒡᕐᒍᑕᒫᑦ ᐊᖑᓇᓱᒃᑏᑦ ᑭᐅᓂᖏᑦ

Angujauvaktu

All Years (June 1996 - May 2001)

ᑕᒪᐃᓐᓄᑦ ᐊᒡᕐᒍᓄᑦ (ᔫᓂ 1996 - ᒪᐃ 2001)

Tamamik ukiuni (June 1996 - May 2001)

Study Year/ᖃᐅᔨᓴᕐᕕᒃ ᐊᒡᕐᒍ/Ihivgiukimayut Ukiumi			1 96/97	2 97/98	3 98/99	4 99/00	5 00/01	Total ᑲᑎᑦᑐᑦ Tamakiklugin
Hunter Response Categories	**ᐊᖑᓇᓱᒃᑏᑦ ᑭᐅᓂᖏᑦ ᐊᒡᔪᒻᒪᓂᖏᑦ**	**Angunahukpaktun Kiujait**						
Monthly hunter list	ᑕᑭᑕᒫᑦ ᐊᖑᓇᓱᒃᑏᑦ	Tatkitaman angunahuktut titigait	169	163	157	152	146	180*
Hunters interviewed	ᐊᖑᓇᓱᒃᑏᑦ ᐊᐱᕐᓱᕐᑕᑦ	Angunahuktin apikhuktan	165	161	148	147	143	176*
Harvested	ᐊᖑᓇᓱᒃᑐᒥᓃᑦ	Angujaujut	129	101	106	79	67	152*
Response Rate (%)	ᑭᐅᔪᑦ ᖃᑦᓯᐅᓂᖏᑦ (%)	Kiujut (%)	85	90	95	96	95	92**

* Hunters registered/interviewed/harvested at least once during the study.
** Mean annual response rate.

* ᐊᖑᓇᓱᒃᑏᑦ ᐊᑎᓕᐅᕐᓯᒪᔪᑦ/ᐊᐱᕐᓱᕐᑕᑦ/ᐊᖑᓇᓱᒃᑐᒥᓃᑦ ᐊᑕᐅᓯᐊᕐᓗᐊᕐᑐᑎᒃ ᖃᐅᔨᓴᕐᓂᖏ.
** ᐊᒃᐅᒋᓕᕐᑎᓯᒪᔪᑦ ᐊᒡᕐᒍᑕᒫᑦ ᑭᐅᔪᑦ.

* Angunahuktin atiliukhimajut/apikhiktaunikut/anguhimajut talvani kaujihatatiplugin.
** Atjikilirhimajut ukiumun kiutjutaujut.

TABLE/ᓇᓗᓇᐃᔭᐅᑦ/NAUNAIKUTA 625

Recall period between harvest and interview, expressed as % of total harvest records

ᐅᑎᕐᕕᐅᔪᑦ ᐊᑯᕐᖓᓂ ᐊᖑᓇᓱᒋᓂᖓᑕ ᐊᒻᒪᓗ ᐊᐱᕐᓱᕐᑕᐅᓂᖓᑕ, ᓇᓗᓇᐃᕐᑕᑦ ᐃᒫᒃ % ᑲᑎᑦᑐᑦ ᐊᖑᓇᓱᒃᑕᑦ ᑎᑎᕐᑕᐅᒪᔪᑦ

Itkaumajaujut angunahuktunun apihijauvaktunutlu, kanuk amigaitiginit tamakiklugin angujauhimajut

All Years (June 1996 - May 2001)

ᑕᒪᐃᓐᓄᑦ ᐊᒡᕐᒍᓄᑦ (ᔫᓂ 1996 - ᒪᐃ 2001)

Tamamik ukiuni (June 1996 - May 2001)

Study Year/ᖃᐅᔨᓴᕐᕕᒃ ᐊᒡᕐᒍ/Ihivgiukimayut Ukiumi			1 96/97	2 97/98	3 98/99	4 99/00	5 00/01	Total ᑲᑎᑦᑐᑦ Tamakiklugin
Recall Period	**ᐅᑎᕐᕕᐅᔪᑦ**	**Pigiakvia**						
≤ 3 months	≤ 3 ᑕᕿᑦ	≤ tatkin pingahut	100	100	100	95	90	98
4-6 months	4-6 ᑕᕿᑦ	tatkin hitaman 6nut	0	0	0	4	0	1
> 6 months	> 6 ᑕᕿᑦ	> 6 tatkin	0	0	0	1	10	1

TABLE/ᓇᓗᓇᐃᔭᐅᑦ/NAUNAIKUTA 626

Number of hunters harvesting each species — **All Years (June 1996 - May 2001)**

ᖃᑦᓯᐅᓂᖏᑦ ᐊᖑᓇᓱᒃᑏᑦ ᐊᖑᓇᓱᒃᐸᑦᑐᑦ ᐊᑐᓂᒃ ᐆᒪᔪᕐᓂᒃ — **ᑕᒪᐃᓐᓄᑦ ᐊᒃᕿᒍᓄᑦ (ᔫᓂ 1996 - ᒪᐃ 2001)**

Angunahuktin angutivaktun umajunik — **Tamamik ukiuni (June 1996 - May 2001)**

Study Year/ᖃᐅᔨᓴᕐᕕᒃ ᐊᒃᕿᒍ/Ihivgiukimayut Ukiumi			1 96/97	2 97/98	3 98/99	4 99/00	5 00/01	Total ᑲᑎᑦᑐᑦ Tamakiklugin
Species	**ᐆᒪᔪᑦ**	**Umajuin**						
Caribou	ᑐᒃᑐᐃᑦ	Tuktut	90	68	64	56	49	109
Musk-ox	ᐅᒥᒃᒪᐃᑦ	Umingmait			1			1
Polar bear#	ᓇᓄᐃᑦ#	Nanuit#	n/d	n/d	n/d	n/d	n/d	n/d
Wolf	ᐊᒪᕈᐃᑦ	Amagut	8	7	9	12	10	22
Arctic fox	ᑎᓇᒐᓐᓂᐊᑦ	Tigiganiat	24	14	13	4	10	38
Coloured fox	ᖃᑯᓐᖏᑦᑐᑦ ᑎᓇᒐᓐᓂᐊᑦ	Kalaliit tigiganiat		1		4	2	5
Wolverine	ᖃᕝᕕᑦ	Kalvik	3	3	2	5		10
Arctic hare	ᐅᑲᓖᑦ	Ukalik	5	3	3	1		10
Arctic ground squirrel	ᓱᒃᓱᑦ	Hikhik	1					1
Seals (unspecified)	ᓱᖕᑯᓖᑦ	Natiit	4					4
Ringed seal	ᓇᑦᓱᑦ	Natiinat	84	58	63	49	31	113
Bearded seal	ᐅᒡᔪᐃᑦ	Ukyuk	10	13	16	5	5	35
Harp seal	ᖃᐃᕈᓖᑦ	Qairulik		1			2	3
Walrus	ᐊᐃᕕᑦ	Akvik	5	7	11	3	1	22
Narwhal	ᑑᒫᓖᑦ ᕿᓚᓗᒐᑦ	Tuugaak	12	18	7	36	7	49
Beluga	ᖃᑯᑦᑕ ᕿᓚᓗᒐᑦ	Kilalugak	13	19	11	7	2	38
Bowhead	ᐊᕐᕕᒃ	Aivik	1					1
Geese (unspecified)	ᓂᑦᓖᑦ	Kanguk				1		1
Snow goose	ᑲᖑᐃᑦ	Kanguq	3	5		1		9
Canada goose	ᓂᑦᓖᑦ ᐅᓗᐊᒍᓖᑦ	Nikliknik	3		4	1	2	9
Eider duck	ᒥᑏᑦ	Kingalik	2	1		1	1	3
Black guillemot	ᐱᑦᓯᐅᓛᑦ	Black guillemot	1					1
Ptarmigan	ᐊᕿᒐᕐᑦ	Akilgik	12	4	8	3		22
Duck eggs	ᒥᑏᑦ ᒪᓐᓂᖏᑦ	Tinmiat manniit	2		1			3
Seagull eggs	ᓇᐅᔭᐃᑦ ᒪᓐᓂᖏᑦ	Nauyat manniit			2			2
Arctic char	ᐃᖃᓗᒃᐲᑦ	Ikaliviit	47	54	50	36	28	97
Lake trout	ᐃᓱᕋᐃᑦ	Ikalukpik	53	32	53	18	26	101

‡‡ No data are available corresponding to the harvest numbers shown in the harvest estimates table which were provided by DSD.

‡‡ ᑎᑎᕋᕐᒪᔪᓂᒃ ᐱᑕᖃᖏᑦᑐᖅ ᐱᔾᔪᑎᓕᓐᓂᒃ ᐊᖑᔭᑦ ᖃᑦᓯᐅᓂᖏᓐᓄᑦ ᐊᓚᒃᑲᐅᒪᔪᓄᑦ ᐊᖑᔭᓄᑦ ᓇᓚᐅᕐᓱᕈᑎᓂ ᑐᓂᔭᖏᓐᓂ ᐃᑯᐱᕐᕕᓕᕆᔨᑦ.

‡‡ Nahagauhimaitut titigakhimajunik pitman kanuk angujaukatakhimajunik kanukitunit pijaumajut ikupiktulikijinik.

6.3.6

6.3.6 Community Results Discussion: Repulse Bay

The survey frame:

An assessment of under-enumeration during the community visit revealed that there were approximately 39 Inuit hunters who were not registered in the Harvest Study, 31 occasional and eight active hunters. As discussed in Section 5.2.1 the effect of this under-enumeration would have led to a downward bias of the harvest estimates. Given that these unregistered hunters represent 18 percent of the total hunter population (Table 10) the effect of this bias on harvest estimates could be significant. However, the effect would be lessened by the fact that, as reported by the Fieldworker, many of these hunters may have reported their harvest through a family member. Harvest estimates for the unregistered hunters can be estimated using mean harvest quantities for each species by strata. However, these estimates, having their own sources of error and bias, are beyond the scope of this Final Report. Readers may apply to NWMB to obtain the results of these calculations.

Due to the relatively small number of intensive hunters registered in Repulse Bay, the intensive classification was joined with the active classification for the purpose of calculating harvest estimates.

Survey coverage and non-response bias:

Response rates in the first two months of the study (June and July 1996) were low, below 75%, and data from these months should be used with caution. However, rates in the subsequent months of year 1 and in all other years are very good. As seen in Table 9 the consistent intentional non-response rate in Repulse Bay was low, at 0.6%, and was not thought to be a potential source of non-response bias.

An examination of the consistency of participation rates (code 1 response as a proportion of code 1 plus code 2 responses) over a five year period was done in order to detect hidden non-response. The basis for this is that declining rates of harvesting (code 1) might indicate "hunter fatigue" with the survey over time. The community of Repulse Bay did show a noticeable decline in participation over the life of the survey indicating that hidden non-response may have occurred in this community.

Although some hidden non-response bias may have occurred towards the end of the study, given the high response rates during all but the first two months, it was concluded that n did in fact constitute a sufficiently representative sample of N hunters.

Measurement issues and response error:

Although it is felt that most hunters were interviewed during the course of the Harvest Study, as demonstrated by the high response rates, it was suggested during the community visit that some hunters may not have reported all their harvest. We were informed that if hunters did not record their harvest in their calendar they would need to estimate their harvest at the time of the interview. Inuit hunters are more likely to underestimate their catch resulting in lower harvest estimates. Hunters reported during the community visit that interest in the study declined in the latter years and as a result some hunters did not record their harvests as diligently. As seen in the discussion below, the community felt that some estimates were low. These measurement errors are suspected to have played a role in this, however the community agreed that most of the estimates are not seriously wrong and are in the right range.

As seen in the recall period tables, the vast majority of harvest records were collected within three months of the harvest, thereby minimizing recall error. However, as noted above there appears to have been some recall error despite the shorter recall periods.

As indicated in the comments relating to arctic char, below, some of the char harvests were sold commercially to local groups. These data are included within the harvest estimates given that the fish were sold (and most likely consumed) locally.

Community feedback and other sources of data:

1. **Caribou:** Caribou harvesting consisted of barren-ground caribou.
2. **Musk-ox:** Hunters must travel far to harvest musk-ox so few are taken. However, it was reported that hunters travel to the Kitikmeot region for musk-ox and it is suspected that more than one was taken during the Harvest Study (C.F.). The Wildlife Officer confirmed that although the annual quota was 5 animals, the community usually only harvested an average of 1 per year for the reasons mentioned above.
3. **Polar bear:** Numbers displayed are not estimates but confirmed harvest numbers supplied by DSD (DSD PB).
4. **Wolf:** Hunters reported that harvest estimates seemed to be in the right range (C.F.). For further verification, data were obtained from DSD detailing the number of pelts sold by hunters. DSD reports were available for 1999/2000 and 2000/2001 (years 4 and 5) and indicate that 58 wolf pelts were purchased in 1999/2000 (year 4) and 64 were purchased in 2000/2001 (year 5) (note that DSD data are based on harvest years that run from July to June, whereas Harvest Study data are based on harvest years that run from June to May) (DSD FB). The harvest estimate for years 4 and 5 appear to be somewhat low based on this information.

5 **Arctic fox:** The harvest estimates for arctic fox seemed to be close to the actual harvest numbers according to hunters (C.F.). Verification of DSD reports did show that the estimates are likely a little low given that 133 arctic fox pelts were purchased from Repulse Bay hunters in 1999/2000 (year 4) and 256 were purchased in 2000/2001 (year 5) (note that DSD data are based on harvest years that run from July to June, whereas Harvest Study data are based on harvest years that run from June to May) (DSD FB).

6 **Narwhal:** Harvest estimates in years 4 and 5 seem too low. The community was harvesting under a community-based management program since 1999, during which the HTO kept track of the number of animals taken (C.F.). Prior to this program the annual quota was 25 animals. DFO reports the following harvest numbers for narwhal (note that DFO data are based on fiscal years, whereas Harvest Study data are based on harvest years that run from June to May) (DFO N/B):

96/97	97/98	98/99	99/00	00/01
10	35	18	156	49

7 **Beluga:** Harvest estimates seem accurate (C.F.). DFO reports the following harvest numbers for beluga (note that DFO data are based on fiscal years, whereas Harvest Study data are based on harvest years that run from June to May) (DFO N/B):

96/97	97/98	98/99	99/00	00/01
20	n/d	8	4	10

8 **Eider duck:** Harvest estimates seem too low. Both king and common eiders are harvested around Repulse Bay (C.F.).

9 **Eggs:** All harvest estimates for eggs seem too low. It appears that most hunters did not report their egg harvests (C.F.).

10 **Arctic char:** There was some commercial harvesting of arctic char during the study (DFO F); however most of the fish were sold locally to the HTO and Coop. These harvests were reported along with the subsistence harvest and are included in the harvest estimates shown in the data tables. It was reported that in some years the HTO and Coop store bought less fish from local hunters and this may explain the drop in the harvest estimate in year 5 (C.F.).

6.3.6 ᓄᓇᓕᖕᓂ ᓴᖅᑭᑕᐅᔪᓂᒃ ᐅᖃᖃᑎᒌᕈᑎᑦ: ᓇᐅᔾᔪᑦ

ᖃᐅᔨᓴᕐᓂᐅᑉ ᐋᖅᑭᐅᒪᓂᖓ:

ᕿᒥᕐᕈᔭᐅᑎᓪᓗᒋᑦ ᐊᑎᓕᐅᕆᓐᕈᓗᐊᖅᐸᓂᐅᔪᑦ ᓄᓇᓕᑦ ᐳᓚᕋᖅᑕᐅᑎᓪᓗᒋᑦ ᑕᑯᑎᑦᓯᓚᐅᖅᑐᑦ ᑕᒫᓂ 39 ᒥᑦᓴᓃᐸᓗᓚᐅᕐᓂᕆᓐᒃ ᐊᖑᓇᓱᑦᑎᑦ ᐃᓄᐃᑦ ᐊᑎᖃᖃᑕᐅᕐᕆᑦᑐᑦ ᖃᐅᔨᓴᕐᓂᕐᒧᑦ, 31ᖑᓪᓗᑎᒃ ᖃᑯᑎᒌᖅᐸᑦᑐᑦ ᐊᒻᒪᓗ 8ᖑᓪᓗᑎᒃ ᐊᖑᓇᓱᐸᑦᑐᑦ ᑕᒫᐸᓗᒃ. ᐅᖃᐅᓯᐅᒻᒪᑕ ᓈᓴᐅᑎᒥ 5.2.1 ᑕᒪᑐᒪ ᐊᑎᓕᐅᕆᓐᕈᓗᐊᕈᑎᐅᑉ ᐱᒍᑕᐅᓂᖓ ᐊᑦᑎᑯᑦᓕᑎᑦᓯᒪᒐᔭᖅᑐᐃᑦ ᐆᒪᔪᖅᑕᐅᑯᑦᑐᑦ ᖃᑦᓯᐅᑯᓐᕈᓂᕆᓂᒃ. ᐃᓱᒪᒋᓪᓗᒍ ᑕᒪᒃᑯᐊ ᐊᑎᖃᖃᑕᐅᕐᕆᑦᑐᑦ 18%ᓇᒻᒪᒃᔪᑦ ᑲᑎᑕᐅᒐᔭᕈᑎᒃ ᐊᖑᓇᓱᑦᑎᓇᒫᑦ (ᓇᓕᖅᑲᖅ 10) ᐊᑦᑐᐃᓂᓇᒐᔭᖅᑕᕐᕆᑦ ᐆᒪᔪᖅᑕᐅᑯᑦᑐᑦ ᖃᑦᑎᐅᓂᕆᓂᒃ ᐊᑦᓲᓗᐊᑲᓪᓚᐅᔪᓐᓇᖅᑐᖅ. ᑭᓯᐊᓂ, ᐊᑦᑐᐃᓂᓇᒐᖓ ᐊᒃᓲᓗᐊᓐᕈᕐᔫᒥᔪᓐᓇᖅᑐᖅ, ᑕᐃᒫᒃ ᐅᖃᐅᓯᐅᓚᐅᕐᒪᑦ ᐳᓚᕋᖅᑎᒧᑦ, ᐅᓄᖅᑐᑦ ᑕᒪᒃᑯᐊ ᐊᖑᓂᐊᖅᑎᑦ ᐅᖃᐅᓯᖃᖅᑐᑦᓴᐅᑯᓐᓂᕐᒪᑕ ᐆᒪᔪᖅᑕᒥᓂᕐᒥᓂᒃ ᐃᓚᓐᓇᓇᔭᒥᒍᑦ. ᐆᒪᔪᖅᑕᐅᑯᑦᑐᑦ ᐊᑎᖃᖃᑕᐅᕐᕆᑦᑐᓄᑦ ᒥᑦᓴᐅᓯᖅᑕᐅᔪᓐᓇᖅᑐᑦ ᐊᑐᕐᓗᑦ ᐆᒪᔪᖅᑕᐅᒍᔪᑦᑐᐃᑦ ᖃᑦᑎᐅᑯᓐᕈᕐᕆᑦ ᐊᑐᓂᑦ ᓂᕐᔪᑎᓄᑦ ᐊᒍᖅᑕᐅᓯᒪᓂᖓᑎᒍᑦ. ᑭᓯᐊᓂ, ᑕᒪᒃᑯᐊ ᓈᓴᐅᑎᑦ ᓇᒥᒍᑦ ᑕᒻᒪᖅᓯᒪᐅᖅᑐᖃᐅᖅᑐᑎᒃ ᐃᓚᓕᐅᓇᓇᔭᐅᕐᕆᑦᑐᓐᓗᓗ, ᐱᔭᓇᑐᓗᐊᑦᒪᑕ ᐅᑯᓄᖓ ᑭᖑᓪᓕᐸᖅᓯᐅᑎᑦ ᐅᓂᒃᑳᕐᕆᓐᓄᑦ. ᐅᖃᓕᒫᖅᑐᑦ ᑐᑦᓯᕋᕈᓐᓇᖅᑐᑦ ᐆᒪᔪᓕᓇᔨᔪᐊᑯᓐᓂᑦ ᐱᔪᒪᓐᓂᕈᑎᒃ ᓴᖅᑭᑕᐅᓯᒪᔪᓂᒃ ᓈᓴᐅᑎᓂᒃ.

ᖃᑦᑎᓐᓇᐸᓗᓂᕐᕆᓐᓄᑦ ᐊᒃᓱᒃᓕᒃ ᐊᖑᓇᓱᐸᑦᑐᐃᑦ ᐊᑎᖃᖃᑕᐅᔪᑦ ᓇᐅᔾᔪᑦ, ᐊᒃᓱᒃᓕᓛᓂᕐᖅᑕᐅᕐᕆᑦᑐᑦ ᐱᖃᓯᐅᑎᓯᒪᔪᑦ ᓇᓗᓇᐃᕈᑎᖃᖅᑐᓂᒃ ᑕᒫᐸᓗᒃ ᓈᓴᖅᑕᐅᓇᓱᑦᑎᓪᓗᒋᑦ ᖃᑦᑎᐅᕐᕆᓂᕆᑦ ᐆᒪᔪᖅᑕᐅᕐᕆᑦᑐᐃᑦ.

ᖃᐅᔨᓴᖅᑕᐅᔪᑦ ᐊᒻᒪ ᐃᓚᓕᐅᓇᔭᐅᕐᕆᑦᑐᑦ ᑭᐅᓐᕆᑦᑐᑦ:

ᑭᐅᕐᑎᒋᓂᕆᑦ ᓯᕗᓪᓕᖅᐸᕐᕆᓐᓂ ᑕᖅᑮᓐᓂᒃ ᒪᕐᕉᓐᓂᒃ ᖃᐅᔨᓴᕐᓂᖃᓇᐊᓯᒪᑦ (ᔫᓂᒥ ᔪᓚᐃᒥᓗ 1996) ᖃᑦᑎᓐᓇᐅᓚᐅᖅᑐᑦ, 75% ᑐᖑᓂ, ᐊᒻᒪᓗ ᐊᓪᓚᑕᐅᔪᒥᓂᑦ ᑕᐃᑲᓂ ᑕᖅᑮᓐᓂ ᐅᔾᔨᑐᖅᑕᐅᑎᐊᓇᐊᖃᖅᑐᑦ. ᑭᓯᐊᓂ, ᖃᑦᑎᐅᓂᕆᑦ ᑭᖑᓂᐊᒍᑦ ᑕᖅᑭᑦ ᐅᑭᐅᑦ ᓯᕗᓪᓕᖅᐸᖓᓂ ᐊᒻᒪᓗ ᐊᓯᓚᒫᖕᓂ ᐅᑭᐅᓂ ᐱᐅᔪᒻᒪᓇᐅᓯᒪᔪᑦ. ᑕᑯᑎᑦᓯᒪᒪᑕ ᓇᓕᖅᑲᒥ 9 ᐱᔭᕇᓪᓗᑎᒃ ᑭᐅᑦᑕᐃᓕᓴᐃᓐᓇᐸᑦᑐᑦ ᓇᐅᔾᔪᓂ ᐊᑦᑎᑦᑑᓚᐅᖅᑐᖅ, 0.6%ᒥᑦᑐᓂ, ᐊᒻᒪᓗ ᐃᓱᒪᒋᔭᐅᓚᐅᕐᕆᑦᑐᖅ ᐱᒍᑕᐅᑐᐃᓐᓇᐊᖃᖅᓴᓂᒃ ᑭᐅᕐᕆᑦᑐᓂᒃ ᐃᓚᓕᐅᓇᕐᕆᓐᓇᕐᕆᓐᓂᕐᒧᑦ.

ᕿᒥᕐᕈᔭᐅᓂᖃᓚᐅᕐᒥᔪᑦ ᐃᓚᐅᑦᓴᐃᓐᓇᖅᑎᒋᕐᓚᐅᕐᕆᑦ (ᓇᓗᓇᐃᒃᑯᑦ 1 ᑭᐅᕐᕆᑦ ᑕᒃᑯᐊᓂ ᓇᓗᓇᐃᒃᑯᑦ 1 ᐊᒻᒪᓗ 2 ᑭᐅᔫᑎᐅᔪᓂᑦ) ᑭᑭᐅᓂᑦ ᑕᓪᓕᒪᓂᑦ ᐱᓕᕆᐊᖑᓚᐅᖅᑐᖅ ᖃᐅᔨᓴᐅᔪᓐᓇᖅᑐᓪᓗᒋᑦ ᑕᕐᓇᓱᒪᔫᔭᖅᑐᑦ ᑭᐅᕐᕆᑦᑐᑦ. ᐱᔪᐅᓚᕐᕈᔪᖅ ᑲᑕᑉᐸᓪᓕᐊᓯᒪᓂᕆᑦ ᐆᒪᔪᖅᑕᐅᕐᕆᑦᑐᑦ (ᓇᓗᓇᐃᒃᑯᑦ 1) ᑕᑯᑎᑦᓯᑐᐃᓐᓇᐊᖃᒪᑦ "ᐊᖑᓂᐊᖅᑎᑦ ᑕᖃᒪᓂᕆᓐᒃ" ᖃᐅᔨᓴᕐᓂᐅᔪᒥᒃ. ᓇᐅᔾᔪᒥᐅᑦ ᑕᑯᑎᑦᓯᑦᑎᐊᓚᐅᖅᑐᑦ ᐃᓚᐅᓯᓐᓂᖅᑐᓪᓗᐊᓚᐅᕐᓂᕆᓐᓂᒃ ᐱᕐᓕᓪᓕᐊᔭᐅᓂᓚᖓᓂ ᖃᐅᔨᓴᕐᓂᐅᔪᖅ ᑕᑯᑎᑦᓯᒍᑕᐅᒃᑲᓐᓂᖅᑐᓂ ᑕᕐᓇᓱᒪᔫᔭᖅᑐᓂᒃ ᑭᐅᕐᕆᑦᑐᔪᖅᐸᓪᓕᐃᕐᕆᓐᓂᖓᓂᒃ ᑕᕐᕆᓂ ᓄᓇᓕᐅᔪᒥ.

ᐃᓚᖓᓂᒃ ᑭᐅᕐᕆᑦᑐᑦ ᐃᓚᓕᐅᑎᔭᐅᓗᐊᕐᓂᕆᒃᑲᓗᐊᖅᑐᑎᒃ ᖃᐅᔨᓴᕐᓂᐅᑉ ᐃᓱᐊᓄᑦ, ᐃᓱᒪᒋᓪᓗᒍᓗ ᑭᐅᕐᕆᑦᑐᑦ ᐅᓄᖅᑐᒻᒪᓇᐅᕐᕆᓚᐅᕐᓂᕆᑦ ᑕᖅᑭᑦ ᒪᕐᕉᒃ ᐱᖃᓯᐅᓇᒋᑦ, ᐃᓱᒪᓕᐅᕈᑕᐅᓕᓚᐅᖅᑐᖅ ᐊᑎᖃᖃᑕᐅᔪᐃᑦ ᑕᑯᑎᑦᓯᑦᑎᐊᓚᐅᕐᓂᕆᑦ ᐊᖑᓂᐊᖅᐸᑦᑐᓂᒃ.

ᓱᖅᑯᐃᖅᓯᔫᑎᓅᓕᖓᔪᑦ ᐊᒻᒪ ᑭᐅᔫᑎᑦ ᑕᒻᒪᖅᓯᒪᐅᖅᑐᑦ:

ᐊᖑᓇᓱᒃᑎᑦ ᑕᒪᕐᒥᑲᓴᖅ ᐊᐱᖅᓯᖅᑕᒥᓂᐅᓯᓇᔭᐅᒐᓗᐊᕐᓗᑎᒃ ᖃᐅᔨᓴᕐᓂᖅ ᐱᓕᕆᐊᖑᓂᖓᓂ, ᑕᑯᑐᐃᓐᓇᖅᑐᑦ ᐅᓄᖅᑐᑲᓪᓚᐅᓯᒪᓂᖓᑦ ᑭᐅᕐᕆᑦ, ᐃᓱᒪᒋᔭᐅᓚᐅᖅᑐᖅ ᓄᓇᓕᑦ ᐳᓚᕋᖅᑕᐅᑎᓪᓗᒋᑦ ᑕᒪᒃᑯᐊ ᐊᖑᓇᓱᖅᑎᑦ ᐃᓚᖓᑦ ᐅᖃᐅᓯᖃᑦᓴᐃᓐᓇᖅᑐᓴᐅᑯᓐᓂᖓᓂᒪᑕ ᐆᒪᔪᖅᑕᒥᓂᕐᒥᓂᒃ. ᑐᓴᖅᑎᑕᐅᓚᐅᖅᑐᒍᑦ ᐊᖑᓂᐊᖅᑏᒍᖅ ᐊᓪᓚᓐᓂᖓᓂᒃᑯᓂᓪᔪᒃ ᐆᒪᔪᖅᑕᓂ ᐅᓪᓗᖅᓯᐅᑎᓂ ᐅᓪᓗᖅᑕᐅᑎᓪᓗᒋᑦ ᐃᓚᖓᑦ ᐅᖃᐅᓯᖃᑦᓴᐃᓐᓇᖅᑐᓴᐅᑯᓐᓂᖓᓂᒪᑕ ᐆᒪᔪᖅᑕᒥᓂᕐᒥᓂᒃ. ᐊᖑᓂᐊᖅᑎᑦ ᐅᖃᖅᑲᓪᓚᐅᖅᑐᑦ ᓄᓇᓕᑦ ᐳᓚᕋᖅᑕᐅᑎᓪᓗᒋᑦ ᐃᓚᐅᔪᒪᓂᖓᑦ ᖃᐅᔨᓴᕐᓂᕐᒧᑦ ᓄᖑᐸᓪᓕᐊᖑᓚᐅᕐᒪᑦ ᐅᑭᐅᑦ ᑭᖑᓪᓕᖅᐸᖓᓂ ᑕᐃᒪᐃᒻᒪᓪᓗ ᐊᖑᓂᐊᖅᑎᑦ ᐃᓚᖓᑦ ᐊᓪᓚᓗᐊᖅᐸᓚᐅᖅᑐᑦ ᐆᒪᔪᖅᑕᒥᓂᕐᒥᓂᒃ ᑕᐃᒪᕐᑎᐊᑯᓗᒃ. ᐅᖃᐅᓯᐅᔪᑦ ᐊᑖᓂ ᑕᑯᑎᑦᓯᒻᒪᑕ, ᓄᓇᓕᑦ ᐃᓱᒪᖃᓚᐅᖅᑐᑦ ᐃᓚᖓᑦ ᓈᓴᐅᑎᑦ ᐊᑦᑎᓗᐊᖅᑑᔭᕐᓂᖓᓂᒃ. ᑕᒪᒃᑯᐊ ᑕᒻᒪᖅᓯᒪᐅᖅᑐᑦ ᑲᖏᒋᔭᐅᔪᐃᑦ ᑕᐃᒪᐃᒍᑕᐅᖅᑰᖅᑐᒥᓂᑦ, ᑭᓯᐊᓂᑦᑕᐅᖅ ᓄᓇᓕᑦ ᐊᖏᖃᑎᒌᓚᐅᖅᑐᑦ ᑕᒪᕐᒥᒐᓴᒃ ᓈᓴᐅᑎᑦ ᑕᒻᒪᖅᓯᒪᓗᐊᕐᔫᕐᓂᖓᓂᒃ ᐊᒻᒪᓗ ᒥᑦᓴᐅᐸᓗᒃᑐᑎᒃ.

ᑕᐃᒫᒃ ᑕᑯᑎᑦᓯᒻᒪᑕ ᓇᓕᖅᑲᓃᑦᑐᑦ ᐊᑯᑦᑐᓂᖓᑦ ᐃᖅᑲᐅᒪᔭᕆᐊᖃᖅᐸᑦᑕᖓᑦ, ᐅᓄᕐᓂᖅᓴᒻᒪᓇᑦ ᐆᒪᔪᖅᑕᐅᑎᑦᑐᓄᑦ ᐊᓪᓚᓯᒪᔪᐃᑦ ᓄᐊᑕᐅᑎᑦᑐᒥᓂᐅᔪᑦ ᑕᖅᑭᑦ ᐱᖓᓱᑦ ᑐᖑᒍᑦ, ᑕᒻᒪᔭᐃᒃᑯᑎᒋᓂᖅᓴᓇᓪᓗᒍ. ᑭᓯᐊᓂ, ᓇᓗᓇᐃᖅᑕᐅᒻᒪᑦ ᖁᓛᓂ ᐃᓚᖓᓂᒃ ᑕᒻᒪᖅᓯᒪᐅᔪᖅᑲᔭᖅᑐᖅ ᐃᖅᑲᐅᒪᓇᓱᒋᔭᐅᔪᓂᒃ ᐊᑯᑦᑐᓗᐊᖅᐸᖏᒃᑲᓗᐊᖅᑐᑎᒃ ᐃᖅᑲᖅᓴᓇᐊᖃᖅᐸᑦᑕᖓᑦ.

ᓇᓗᓇᐃᖅᑕᐅᒻᒪᑦ ᐅᖃᐅᓯᒃᓴᓂ ᐃᖃᓗᐃᑦ ᒥᑦᓴᓄᑦ, ᐊᑖᓂ, ᐃᓚᖓᑦ ᐃᖃᓗᒃᑕᐅᑦᑐᑦ ᓂᐅᕐᕈᑎᑦᓴᐅᑦᑐᒥᓂᐅᔪᑦ ᓄᓇᓕᓐᓂᑦᑐᓄᑦ. ᑕᒪᒃᑯᐊ ᐊᑦᓯᒻᒪᔪᐃᑦ ᐃᓚᓕᐅᑎᓯᒪᔪᑦ ᐃᖃᓗᒃᑕᐅᑦᑐᑦ ᓈᓴᖅᑕᐅᓯᒪᓂᖓᓄᑦ ᓂᐅᕐᕈᑕᐅᓂᕐᓗᐊᖅᑎᓪᓗᒋᑦ (ᐱᔭᐅᑦᖅᑰᖅᓯᑎᓪᓗ) ᓄᓇᓕᒻᒥ.

ᓄᓇᓕᒻᒥ ᑭᐅᔫᑎᑦ ᐊᒻᒪᓗ ᐊᓯᖏᑦ ᐊᓪᓚᑕᐅᓯᒪᔪᑦ:

1. **ᑐᒃᑐᐃᑦ:** ᑐᒃᑐᐃᑦ ᓇᐹᖅᑐᖃᖏᑦᑐᒥᐅᑕᑦ
2. **ᐅᒥᖕᒪᐃᑦ:** ᐊᖑᓇᓱᑦᑎᑦ ᐅᖓᓯᑦᑐᓕᐊᓇᐊᖃᖅᐸᑦᑐᑦ ᐅᒥᖕᒪᒐᓱᒋᐊᖅᑐᖅᑐᑎᒃ ᑕᐃᒪᐃᒻᒪᑦ ᖃᑦᑎᓐᓇᑯᓗᐃᑦ ᐱᔭᐅᑦᑐᑦ. ᑭᓯᐊᓂ, ᐅᖃᐅᓯᐅᓚᐅᕐᒥᔪᖅ ᐊᖑᓇᓱᑦᑎᑦ ᕿᑎᕐᒥᐅᓄᖅᐸᓯᐊᖅᑎᑦ ᐅᒥᖕᒪᒐᓱᒋᐊᖅᑐᖅᑐᑎᒃ ᐊᒻᒪᓗ ᑲᖏᒋᔭᐅᓯᒪᔪᖅ ᐊᑕᐅᓯᐅᖏᑦᑐᒥᒃ ᐅᒥᖕᒪᒃᑐᖃᓚᐅᖅᓯᒪᓂᖓᓂᒃ ᖃᐅᔨᓴᕐᓂᖅᑎᓪᓗᒍ (C.F.). ᐆᒪᔪᓕᓇᔨ ᓇᓗᓇᐃᓇᓚᐅᕐᒥᔪᖅ ᑰᑕᓕᐊᖑᓯᒪᔪᑦ ᑕᓪᓕᒪᐅᔭᖅᑲᓗᐊᖅᑐᑎᒃ ᐊᕐᕌᒍᑕᒫᑦ, ᓄᓇᓕᑦ ᐊᑕᐅᓯᕐᒥᒃ ᐅᒥᖕᒪᒐᔪᐸᓐᓂᖏᓐᓂᒃ ᐊᕐᕌᒍᑕᒫᑦ ᑕᒪᓐ ᐱᓪᓗᒍ.
3. **ᓇᓄᐃᑦ:** ᓈᓴᐅᑎᑦ ᑕᑯᔭᒃᓴᐅᔪᑦ ᒥᑦᓴᐅᓯᕈᑎᑐᐃᓐᓇᐅᖏᑦᑐᑦ ᑭᓯᐊᓂ ᓈᓴᖅᑕᐅᓯᒪᓪᓚᑖᖅᑐᑦ ᓄᓇᕗᑦ ᒐᕙᒪᒃᑯᑦ ᐃᑯᐱᕝᕕᓕᓇᔭᒃᑯᖏᓐᓂᑦ (DSD PB).
4. **ᐊᒪᕈᖅ:** ᐊᖑᓇᓱᑦᑎᑦ ᐅᖃᖅᐸᓚᐅᖅᑐᑦ ᐆᒪᔪᖅᑕᐅᔪᒥᓂᕐᓂᑦ ᓈᓴᖅᑕᐅᓯᒪᔪᐃᑦ ᓇᓗᒍᑦᑎᐊᖅᑑᔭᕐᓂᖏᓐᓂᒃ (C.F.). ᓇᓗᓇᐃᕈᐊᒃᑲᓐᕈᑎᒃᓴᓇᑦ, ᐊᓪᓚᑕᐅᓯᒪᔪᓐᓂᒃ ᓇᓐᓐᕕᖅᑕᐅᕐᒥᔪᑦ ᐃᑯᐱᕝᕕᓕᓇᔭᒃᑯᓐᓂᑦ ᓇᓗᓇᐃᓇᓯᒪᔪᓂᒃ ᖃᑦᑎᑦ ᐊᒪᕈᔭᐃᑦ ᓂᐅᕐᕈᑕᐅᓂᕐᒪᖔᑖ ᐊᖑᓇᓱᑦᑎᓄᑦ. ᐃᑯᐱᕝᕕᓕᓇᔭᒃᑯᑦ ᓇᓗᖅᑲᖏᑦ ᐊᑐᐃᓐᓇᖅᑕᖃᓚᐅᖅᑐᑦ 1999/2000ᒧᑦ ᐊᒻᒪᓗ 2000/2001ᒧᑦ (ᐅᑭᐅᓂᑦ 4 ᐊᒻᒪ 5) ᐊᒻᒪᓗ ᓇᓗᓇᐃᓇᒻᒥᔪᑦ 58ᓂᒃ ᐊᒪᕈᔭᓂᒃ ᓂᐅᕕᓚᐅᖅᑐᒥᓂᐅᓂᖏᓐᓂᒃ

1999/2000ᒥ (ᐅᑭᐅᖓᓐᓂ 4) ᐊᒻᒪ 64ᓂᒃ ᓂᐅᕕᖅᑐᑎᒃ 2000/2001ᒥ (ᐅᑭᐅᖓᓐᓂ 5) (ᖃᐅᔨᒪᒋᑦ ᐃᑯᐱᕝᕕᓕᕆᔨᒃᑯᑦ ᓈᓴᐅᑎᖏᑦ ᒪᓕᒻᒪᑕ ᐱᒋᐊᕐᕕᖅᑐᒥᒃ ᔪᓚᐃᒥᑦ ᔫᓂᒧᑦ, ᖃᐅᔨᓴᕐᓂᒧᓪᓗ ᐊᓪᓚᑕᐅᓯᒪᔪᐃᑦ ᒪᓕᒻᒪᑕ ᐱᒋᐊᕐᕕᒋᓪᓗᒍ ᔫᓂᒥᑦ ᒪᐃᒧᑦ) (DSD FB). ᐊᒪᕈᖅᑕᐅᔪᒥᓂᑦ ᐅᑭᐅᖏᓐᓂ 4 ᐊᒻᒪ 5 ᐃᓚᖓᒍᑦ ᐊᑦᑎᓗᐊᖅᑰᔨᔪᑦ ᑖᒃᑯᐊ ᒪᓕᑦᑐᒋᑦ.

[5] **ᑎᓇᖓᓐᓂᐊᖅ:** ᑎᓇᖓᓐᓂᐊᖅᑕᐅᓯᑦᑐᑦ ᖃᑦᑎᐅᓂᖏᑦ ᖃᓂᒋᔭᖏᓐᓂᖅᑰᔨᔪᑦ ᐱᔭᐅᓪᓚᑦᑖᖅᑐᒥᓂᑦ ᖃᑦᑎᐅᓂᖏᓐᓂᒃ ᐊᖑᓇᓱᑦᑎᑦ ᑕᐅᑐᑦᑕᒥᒍᑦ (C.F.). ᓇᓗᓇᐃᖅᓯᖃᐅᑎᓪᓗᒋᑦ ᐃᑯᐱᕝᕕᓕᕆᔨᒃᑯᑦ ᑕᑯᑎᑦᓯᓚᐅᖅᑐᑦ ᒥᑦᓴᐅᓯᖅᑕᐅᓯᒪᔪᑦ ᑕᒪᒃᑯᐊ ᐊᑦᑎᓗᐊᕋᔪᓐᓂᖏᓐᓂᒃ ᐃᓱᒪᒋᓪᓗᒍ 133 ᑎᓇᖓᓐᓂᐊᔭᐃᑦ ᓂᐅᕕᖅᑕᐅᓚᐅᖅᓯᒪᖕᓂᒪᑦ ᓇᐅᔾᔭᓂ ᐊᖑᓇᓱᑦᑎᐅᔪᓂᑦ 1999/2000ᒥ (ᐅᑭᐅᖓᓐᓂ 4) ᐊᒻᒪᓗ 256 ᓂᐅᕕᖅᑕᐅᓚᐅᖕᓂᖅᑐᑎᒃ 2000/2001ᒥ (ᐅᑭᐅᖓᓐᓂ 5) (ᖃᐅᔨᒪᒋᑦ ᐃᑯᐱᕝᕕᓕᕆᔨᒃᑯᑦ ᓈᓴᐅᑎᖏᑦ ᒪᓕᒻᒪᑕ ᐱᒋᐊᕐᕕᖅᑐᒥᒃ ᔪᓚᐃᒥᑦ ᔫᓂᒧᑦ, ᖃᐅᔨᓴᕐᓂᒧᓪᓗ ᐊᓪᓚᑕᐅᓯᒪᔪᐃᑦ ᒪᓕᒻᒪᑕ ᐱᒋᐊᕐᕕᒋᓪᓗᒍ ᔫᓂᒥᑦ ᒪᐃᒧᑦ) (DSD FB).

[6] **ᑑᒐᓪᓂ:** ᐆᒪᔪᖅᑕᒥᓂᑦ ᐅᑭᐅᖓᓐᓂ 4 ᐊᒻᒪ 5 ᐊᑦᑎᓗᐊᖅᑑᔭᖅᑐᑦ. ᓄᓇᓕᑦ ᑑᒐᓕᓴᓯᐸᐸᓚᐅᖅᑐᑦ ᒪᓕᒋᐊᖃᖅᑐᑎᒃ ᓄᓇᓕᒻᒥ ᐊᐅᓚᑦᓯᔾᔪᓯᐅᓴᓯᑦᑐᒥᒃ ᐊᓪᓚᓐᖓᐊᓄᑦ 1999ᒥᓂᑦ, ᑕᐃᒪᓐᖓᓂᑦ ᐊᖑᓇᓱᑦᑐᓕᕆᔨᑦ ᓇᐅᔾᔭᖅᑐᒋᐊᓯᓚᐅᖅᓯᒪᒻᒪᖕᒑᑦ ᖃᑦᓱᑦ ᐱᔭᐅᓪᒪᖕᒑᑦ (C.F.). ᑕᒪᑐᒪ ᓯᕗᓂᐊᓂ ᐊᕐᕌᒍᑕᒫᑦ ᑰᑕᖃᖅᐸᓚᐅᖅᑐᑦ 25ᓂᒃ ᐊᓪᓚᓐᖓᐊᓂᒃ. ᐃᒪᕐᒥᐅᑕᓕᕆᔨᒃᑯᓐᓄᑦ ᐊᓪᓚᑕᐅᓯᒪᔪᐃᑦ ᐅᑯᐊ ᓈᓴᐅᑎᑦ ᑑᒐᓕᖅᑕᒥᓂᓄᑦ (ᖃᐅᔨᒪᒋᑦ ᐃᒪᕐᒥᐅᑕᓕᕆᔨᒃᑯᑦ ᓈᓴᐅᑎᖏᑦ ᒪᓕᒻᒪᑕ ᑮᓇᐅᔭᖅᑑᑎᒋᓯᑦᑕᒥᑕ ᐅᑭᐅᖏᓐᓂᒃ, ᐆᒪᔪᖅᑕᐅᓯᑦᑐᓂᓪᓗ ᐊᓪᓚᓯᒪᔪᖏᑦ ᒪᓕᖕᒑᕐᒪᑕ ᐱᒋᐊᕐᕕᖅᑐᑎᒃ ᔪᓂᒥᑦ ᒪᐃᒧᑦ) (DFO N/B):

96/97	97/98	98/99	99/00	00/01
10	35	18	156	49

[7] **ᕿᓚᓗᓴᐃᑦ ᖃᑯᖅᑐᑦ:** ᐱᔭᐅᓯᑦᑐᑦ ᖃᑦᑎᐅᓂᖏᑦ ᓈᒻᒪᑦᑑᔭᖅᑐᑦ (C.F.). ᐃᒪᕐᒥᐅᑕᓕᕆᔨᒃᑯᓐᓄᑦ ᐅᑯᐊ ᑎᑎᖅᑕᐅᓯᒪᔪᑦ ᓈᓴᐅᑎᑦ ᕿᓚᓗᓴᖅᑕᐅᓯᑦᑐᓂᒃ (ᖃᐅᔨᒪᒋᑦ ᐃᒪᕐᒥᐅᑕᓕᕆᔨᒃᑯᑦ ᓈᓴᐅᑎᖏᑦ ᒪᓕᒻᒪᑕ ᑮᓇᐅᔭᖅᑑᑎᒋᓯᑦᑕᒥᑕ ᐅᑭᐅᖏᓐᓂᒃ, ᐆᒪᔪᖅᑕᐅᓯᑦᑐᓂᓪᓗ ᐊᓪᓚᓯᒪᔪᖏᑦ ᒪᓕᖕᒑᕐᒪᑕ ᐱᒋᐊᕐᕕᖅᑐᑎᒃ ᔪᓂᒥᑦ ᒪᐃᒧᑦ) (DFO N/B):

96/97	97/98	98/99	99/00	00/01
20	n/d	8	4	10

[8] **ᒥᑎᑦ:** ᐱᔭᐅᓯᑦᑐᑦ ᖃᑦᑎᐅᓂᖏᑦ ᐊᑦᑎᓗᐊᖅᑑᔭᖅᑐᑦ. ᑕᒪᒃᑭᒃ ᕿᖓᓕᑦ ᒥᑎᓪᓗ ᐱᔭᐅᓯᑦᑐᑦ ᓇᐅᔾᔭᑦ ᖃᓂᒋᔭ (C.F.).

[9] **ᒪᓐᓂᑦ:** ᒪᓐᓂᑕᖅᑕᐅᓯᑦᑐᓕᒫᑦ ᖃᑦᑎᐅᓂᖏᑦ ᐊᑦᑎᓗᐊᖅᑑᔭᖅᑐᑦ. ᓇᓗᓇᖅᑑᔭᖏᑦᑐᖅ ᐊᖑᓇᓱᑦᑎᑦ ᐅᓄᕐᓂᖅᓴᐃᑦ ᐅᖃᐅᓯᖃᖅᐸᓚᐅᖕᖏᖏᓐᓂᒃ ᒪᓐᓂᑕᖅᐸᑦᑕᒥᓐᓂᒃ (C.F.).

[10] **ᐃᖃᓗᐃᑦ:** ᐃᓚᖓᓂᒃ ᓂᐅᕐᕈᑎᑦᓴᒧᑦ ᐃᖃᓗᓴᓯᑦᑐᖃᖅᐸᓚᐅᖅᑐᖅ ᖃᐅᔨᓴᕐᓂᖃᖅᑎᓪᓗᒍ (DFO F); ᑭᓯᐊᓂ ᐅᓄᕐᓂᖅᓴᐃᑦ ᐃᖃᓗᒥᓂᑦ ᓂᐅᕐᕈᑕᐅᓚᐅᖅᑐᑦ ᓄᓇᓕᑦ ᐊᖑᓇᓱᑦᑐᓕᕆᔨᖏᓐᓄᑦ ᑯᐊᐸᒃᑯᓄᓪᓗ. ᑕᒪᒃᑯᐊ ᐅᖃᐅᓯᐅᓚᐅᖅᑐᑦ ᐱᖃᓯᐅᑎᔭᐅᓪᓗᑎᒃ ᓂᕿᑦᓴᑦᑖᖓᓚᑦᑐᓄᑦ ᑕᐃᒪᐃᒻᒪᓪᓗ ᐱᖃᓯᐅᑎᔭᐅᓯᒪᔪᑦ ᓈᓴᖅᑕᐅᓯᒪᔪᓄᑦ ᓇᓕᖅᑲᓂ. ᐅᖃᐅᓯᐅᓚᐅᕐᒥᔪᖅ ᐅᑭᐅᑦ ᐃᓚᖏᓐᓂ ᐊᖑᓇᓱᑦᑐᓕᕆᔨᒃᑯᑦ ᐊᒻᒪᓗ ᑯᐊᐸᒃᑯᑦ ᓂᐅᕕᓪᓗᐊᖅᐸᖏᓐᓂᖏᓐᓂᒃ ᐃᖃᓗᒥᓂᕐᓂᒃ ᓄᓇᓕᐅᑉ ᐊᖑᓇᓱᑦᑎᖏᓐᓂᑦ ᑕᒪᓐᓗ ᐱᔾᔪᑕᐅᖅᑰᓐᓂᕐᒥᔪᖅ ᓱᒻᒪᑦ ᑲᑕᑯᓐᓂᖅᓯᒪᓚᐅᓐᓂᕐᒪᖔᑦ ᐃᖃᓗᒃᑕᐅᒧᒥᓂᑦ ᐅᑭᐅᑦ ᑕᓪᓕᒻᒪᖔᓐᓂ (C.F.).

6.3.6 Nunanit Iniktigutait Ukauhiit: Naujaat

Ihivgiuktit Atugutait:
Ihivgiufaakhimayut ataani naunaiyakhimayut nunamut pulaakhimapluni takuhimayut 39nik Inuit umayukhiuktit titigaktauhimaitut Umayukhiukhimayuni Ihivgiuktuni, 31kuyut ilaani umayukhiukpaktut ovalo 8kuyut umayukhiukataktut. Ukakhimayut ilangani 5.2.1 ikpinagutait ataani naunaiyakhimayut pilaamata ataanut ihumagiyainik umayukhiukhimayut naunaiyautait. Taimaimat hapkoa titigaktauhimaitut umayukhiuktit 18%kuyut tamaat umayukhiuktinit (Ikpatauyak 10) ikpinagutait hamna ihumagiyauyut umayukhiukhimayut naunaiyautaini angiyuuniamat. Kihimi, ikpinagutait mikilaaktut tuhaktitihimayaini nunani havaktiit, amigaitut hapkoa umayukhiuktit pihimamata tuhaktitihimayut umayukhimayaminik ilakatiminut. Umayukhiukhimayut naunaiyautait titigaktauhimaitut umayukhiuktit naunaiyalaat anginikhaanut umayukhiukhimayainik amigaitjutait tamamik umayut aviktkhimalugit. Kihimi, hapkoa naunaiyautit pihimamata inminik ihuinaagutainik ovalo ihumagiyainik avataaniimata iniktigutait hamna Iniktigutit Tuhaktakhat. Taiguaktut apigilaaktut NWMBkunit piyumagumik iniktigutainik hapkoa naunaiyautait.

Mikiyuumata amigaitjutait umayukhiuginaktut umayukhiuktit titigakhimayut Naujaani, umayukhiunginaktut naunaiyautait ilauhimayut umayukhiukataktut naunaiyautainut hamna naunaiyautigutainut umayukhiukhimayut naunaiyautaini.

Ihivgiukatagutait ovalo kiuyuitut ihumagiyait:
Kiuhimayut naunaiyautait hivulimi malguk tatkikhiutini ihivgiuktini (Junemi ovalo Julymi 1996) mikiyut, ataani 75%mik ovalo katitikhimayut hapkonanga tatkikhiutinit atuktuhat ihumagilugit. Kihimi, naunaiiyautait maliktaini tatkikhiutit ukiumi 1 ovalo tamamik aipait ukiut nakuuyut. Takuhimayut ikpatauyani 9mi pikataktut kiuyuitut naunaiyautait Naujaani mikiyut, 0.6%mik ovalo ihumagiyaungituk pilaaktunik atugutaini kiuyuitut ihumagiyaini.

Kungiakhimayaini pikataktut ilauyuni naunaiyautait (code 1mi kiuhimayut ilangit code 1mi ilalugu code 2mik kiuhimayunit) avataanut talimat ukiut pihimayut naunaiyanahuakhugit takuyaungitut kiuyuitut. Atuktangit hamani ilaa, kataktingagit naunaiyautait umayukhiukataktuni (code 1mi) takukhaumata "umayukhiuktit unagugutait" ihivgiukataktuni taimaa taimaa. Nunani Naujaat takukhauyut takukhaukpiaktunik kataktitihimayunik ilauyuni pititlugit ihivgiuktut takukhaulikhuni takulaitut kiuyuitut piyunakhihimamata hamani nunami.

Ilangit takuyaungitut kiuyuitut ihumagiyait piyunakhihimamat iniktiligutaini ihivgiuktut, pihimamat angiyut kiuhimayut naunaiyautait tamamik kihimmi hivuliit malguk tatkikhiutit, inikhimayut taamna nni pihimayuk naamaktumik ilauyumik uktugutait Nni umayukhiuktini.

Atugutingit ihumagiyait ovalo kiuhimayut ihuinaagutait:
Ilaa ihumagiyauyuk amigaitkiyait umayukhiuktit ukakatigihimayut pititlugit Umayukhiukhimayut Ihivgiuktitlugit, takuyauhimayut angiyut kiuhimayut naunaiyautini, pitkuihimayut nunani pulaakhimatitluni ilangit umayukhiuktit tuhaktitihimaitut tamamik umayukhimayaminik. Tuhaktitauhimayugut umayukhiuktit titigakhimaitkumiuk tamamik umayukhimayaminik tatkikhiutiminut piniaktut naunaiyakafulugit umayuktaminik apikhutitauligumik. Inuit umayukhiuktit ataani naunaiyakhimayumata umayuktaminik pipkailikpamata ataani umayukhiukhimayait naunaiyautaini. Umayukhiuktit tuhaktitihimayut nunanut pulaakhimatitlugit ihumagiyauliktuk ihivgiuktuni kataktitihimayut kinguani ukiuni ovalo taimaimat ilangit umayukhiuktit titigakhimaitut umayukhiuktaminik kilamik. Takuyauhimayut ukakhimayuni hamani,nunat ihumayut ilangit naunaiyautait mikiyut. Hapkoa atugutingit ihuinaagutait ukpigiyut pihimapkaihimayut hamani, kihimi nunat angikhimayut amigaitkiyait naunaiyakhimayut ihuinaakpalaakhimaitut ovalo naamaktut.

Takuhimayut utiktitihimayuni ubluit ikpatauyaini, amigaitut umayukhiukhimayut titigait katitikhimayut iluani pingahut tatkikhiutini umayukhiukhimayaini, taimaimat mikhihimayut utiktitigutait ihuinaagutait. Kihimi, titigakhimayut hamani, piyunakhiyut ilangini utiktitihimayut ihuinaakhimayut pigaluakhutik naitumik utiktitihimayut ubluini.

Pihimayuni ukakhimayut mikhaanut ikaliviit hamani, ilangit ikaliviit umayukhiukhimayut niuviktauhimayut kinauyaliugutigivlugit nunani ilauyunit. Hapkoa katitikhiamayut ilauytut iluani umayukhiukhimayut naunaiyautaini pihimamat ikaluit niuviktaugaluakhutik (ovalo niguyauhimayunakhiplutiklu) nunani.

Nunanit ukakhimayut ovalo aalat atukhimayaini katitikhimayuni:

1. **Tuktut:** Tuktut umayukhiukhimayut nunani tuktut.
2. **Umingmait:** Umayukhiuktit autlaakpaktut ungahiktumut umingmakhiukhutik, taimaimat ikitut pivaktut. Kihimi, tuhaktitihimayut umayukhiuktit autlaakpaktut Kitikmeonut umingmakhiukhutik ovalo taimaimat amigaitkiyait atauhimit pivaktut umayukhiukhimayut ihivgiuktitlugit (C.F.). Umayuligiyit ukakhimayut ukiuk tamaat kotakaktut talimanik umingmanik, nunani pikataktut talvatuak umayukhiukhimayut kitkani atauhik ukiuk tamaat ukakhimayuni hamani.
3. **Nanuit:** Amigaitjutait takukhauyut naunaiyautaungitut kihimi pihimayut umingmakhimayut amigaitjutait tunihimayut DSDkunit (DSD PB).

4 **Amagut:** Umayukhiuktit tuhaktitihimayut umayukhiukhimayut naunaiyautait naamaktut (C.F.). Naunaiyatiagumapluni katitikhimayut pihimayut DSDkunit, titigakhimayut amigaitjutait amiit niuviktauhimayut umayukhiuktinit. DSDkut tuhaktitihimayut pihimayut 1999/2000mi ovalo 2000/2001mi (ukiumi 4mi ovalo 5mi) ovalo pihimayut 58nik amagut amiinik niuviktauhimayut 1999/2000mi (ukiumi 4) ovalo 64nik niuviktauhimayut 2000/2001mi (ukiumi 5) (nalungilutit DSDkut katitikhimayut atukpaktut umayukhiukhimayut ukiungini Julymit Junemut, Umayukhiukhimayut Ihivgiuktit umayukhiukhimayut ukiungini Junemit Maymut) (DSD FB). Umayukhiukhimayut naunaiyautait ukiumi 4mi ovalo 5mi takukhauyut mikiyut atukhugit hapkoa tuhagutikhat.

5 **Tigiganiat:** Umayukhiukhimayut naunaiyautait tigiganianut kanitut umayukhiukhimayainut amigaitjutainik ukakhimayut umayukhiuktinit (C.F.). Ihuakhitauhimayut naunaitjutait DSDkut tuhaktitihimayainik takukhauyut naunaiyautait mikivyaktut, pivamata 133nik tigiganiat amiinik niuviktauhimayut Naujaanit umayukhiuktinit 1999/2000mi (ukiumi 4) ovalo 256nik niuviktauhimayut 2000/2001mi (ukiumi 5) (nalungilutit DSDkut katitikhimayait atukpaktut umayukhiukhimayut ukiungit Julymit Junemut, Umayukhiukhimayut Ihivgiuktit katitikhimayut atukpaktut umayukhiukhimayut ukiunginit Junemit Maymut) (DSD FB).

6.3.6

6 **Tuugaat:** Umayukhiukhimayut naunaiyautait ukiumi 4mi ovalo 5mi mikiyut. Nunani umayukhiukhimayut ataani nunani-atuktut munagitjutainik pilihimayuni 1999mit, HTOkut munagihimayait amigaitjutait tuugaat pivaktut (C.F.). Pitinagu hamna pilihimayuk, ukiuk tamaat kotangit 25nik tuugaat. DFOkut tuhaktitihimayut hapkoa umayukhiukhimayut amigaitjutait tuugaanik (nalungilutit DFOkut katitikhimayut atukpaktut iniktigutaini ukiuni, Umayukhiukhimayut Ihivgiuktit katitikhimayut atukpaktut umayukhiukhimayut ukiungit Junemit Maymut) (DFO N/B):

96/97	97/98	98/99	99/00	00/01
10	35	18	156	49

7 **Kilalugat:** Umayukhiukhimayut naunaiyautait naamaktut (C.F.). DFOkut tuhaktitihimayut hapkoa umayukhiukhimayut amigaitjutait kilalugat (nalungilutit DFOkut katitikhimayut atukpaktut iniktigutaini ukiungit, Umayukhiukhimayut Ihivgiuktit katitikhimayut atukpaktait umayukhiukhimayut ukiungini Junemit Maymut) (DFO N/B).

96/97	97/98	98/99	99/00	00/01
20	n/d	8	4	10

8 **Tinmiat:** Umayukhiukhimayut naunaiyautait mikiyut. Tamamik kingaliit ovalo mitiit umayukhiukhimayut haniani Naujaami (C.F.).

9 **Maniit:** Tamamik pikiutakhimayut naunaiyautait maniit mikiyut. Takukhauyut amigaitut umayukhiuktit tuhaktitiyuitait maniit pikiutakataktainik (C.F.).

10 **Ikaliviit:** Pikataktut ilangit kinauyaliugutit umayukhiukhimayut ikalivinik ihivgiuktitlugit (DFO F); kihimi amigaitut ikaliviit niuviktauvaktut nunani HTOkunit ovalo Kuapatkunit. Hapkoa umayukhiukhimahyut tuhaktitihimayut ilauplutik atuktakhaini ikaliviit ovalo ilauyut umayukhiukhimayut naunaiyautaini takukhauyut katitikhimayut ikpatauyaini. Tuhaktitihimayut ilaani ukiut HTOkut ovalo Kuapatkut niuviktiit niuvikpaktut ikitunik ikalivinik nunanit umayukhiuktinit ovalo taimaimat ukakhimayut katakhimayut umayukhiukhimayut naunaiyautait ukiumi 5mi (C.F.).

TABLE/ᓇᓗᓇᐃᔭᐅᑦ/NAUNAIKUTA 627

Monthly harvest estimates
ᑕᕿᑕᒫᑦ ᐊᖑᔭᓄᑦ ᓇᓚᐅᑦᓵᕈᑏᑦ
Tatkiktamat nahaktauvaktun

Year 1 (June 1996 - May 1997)
ᐊᒻᕐᒍ 1 (ᔫᓂ 1996 - ᒪᐃ 1997)
Ukiunga 1 (June 1996 - May 1997)

Month/ᑕᕿᖓ/Tatkia			JUN ᔫᓂ	JUL ᔪᓚᐃ	AUG ᐊᐅᒻᒍᑎ	SEP ᓱᑎᒻᐱᓇ	OCT ᐅᑦᑐᐱᓇ	NOV ᓄᓇᒻᐱᓇ	DEC ᑏᓯᒻᐱᓇ	JAN ᒣᓐᓄᐊᓇ	FEB ᓈᕝᕗᐊᓇ	MAR ᒫᕐᓯ	APR ᐃᑦᓇᓕ	MAY ᒪᐃ	Total ᑲᑎᑦᑐᑦ Tamakiklugin ± 95% CI
Species	**ᐆᒪᔪᑦ**	**Umajuin**													
Caribou	ᑐᒃᑐᐃᑦ	Tuktut	13	26	50	65	58	95	66	83	15	21	50	14	556 ± 52
Musk-ox	ᐅᒥᖅᒪᐃᑦ	Umingmait								1					1 ± 1
Polar bear‡	ᓇᓄᐃᑦ‡	Nanuit‡					5	7		12					
Tundra grizzly	ᐊᑦᓚᐃᑦ	Akhait			1										1 ± 1
Wolf	ᐊᒪᕈᐃᑦ	Amagut						1		1					2 ± 1
Arctic fox	ᑎᓇᒐᓐᓂᐊᑦ	Tigiganiat					4	52	12	20		2			90 ± 35
Arctic hare	ᐅᑲᓖᑦ	Ukalik				3	3				19	3			28 ± 24
Seals (unspecified)	ᓯᖕᑯᓖᑦ	Natiit					1								1 ± 1
Ringed seal	ᓇᑦᓱᑦ	Natiinat	3	3	5	2	4	3	1	2		2			25 ± 5
Bearded seal	ᐅᒻᔪᐃᑦ	Ukyuk	1				1								2 ± 1
Harp seal	ᖃᐃᕈᓖᑦ	Qairulik					1								1 ± 1
Beluga	ᖃᑯᑦᑕᑦ ᕿᓚᓗᒐᑦ	Kilalugak		1	7	3									11 ± 3
Snow goose	ᑲᖑᐃᑦ	Kanguq	20			5									25 ± 3
Canada goose	ᓂᑦᓖᑦ ᐅᓗᐊᒍᓖᑦ	Nikliknik	21												21 ± 0
Ptarmigan	ᐊᕿᒐᒃᑦ	Akilgik			2		1						7		10 ± 8
Arctic char	ᐃᖃᓗᒃᐱᑦ	Ikaliviit	317	394	239		210	242	67	25					1,494 ± 162
Lake trout	ᐃᓱᕋᐃᑦ	Ikalukpik	2	7			38		1	22	29	64	16	2	181 ± 80
Arctic grayling	ᓱᓗᒃᐸᐅᒐᐃᑦ	Hulupaugaq	1												1 ± 0
Whitefish	ᑲᕕᓯᓖᑦ	Kapihiliit	1												1 ± 0
Sculpin	ᑲᓇᔪᐃᑦ	Kanayuk		6											6 ± 0

‡ Polar bear data supplied by DSD.

‡ ᓇᓄᑦᓄᑦ ᑎᑎᕋᐅᒪᔪᑦ ᑐᓂᒃᑭᑦ ᐅᑯᐊ ᐃᑯᐱᕐᕕᓕᕆᔨᑦ.

‡ Nanuin nahagaumajut pijauhimajut Ikupiktulikijinik.

TABLE/ᓇᓗᓇᐃᔭᐅᑦ/NAUNAIKUTA 628

Monthly hunter response — **Year 1 (June 1996 - May 1997)**

ᑕᕿᑕᒫᑦ ᐊᖑᓇᓱᒃᑏᑦ ᑭᐅᓂᖏᑦ — **ᐊᒻᕐᒍ 1 (ᔫᓂ 1996 - ᒪᐃ 1997)**

Tatkiktaman pijauhimajut angunahuktinun — **Ukiunga 1 (June 1996 - May 1997)**

Month/ᑕᕿᖓ/Tatkia			JUN ᔫᓂ	JUL ᔪᓚᐃ	AUG ᐊᐅᒻᒍᑎ	SEP ᓱᑎᒻᐱᓇ	OCT ᐅᑦᑐᐱᓇ	NOV ᓄᓇᒻᐱᓇ	DEC ᑏᓯᒻᐱᓇ	JAN ᒣᒃᓄᐊᓇ	FEB ᓈᕝᐅᐊᓇ	MAR ᒪᕐᓯ	APR ᐃᕐᓇᓕ	MAY ᒪᐃ	Total ᑲᑎᑦᑐᑦ Tamakiklugin
Hunter Response Categories	ᐊᖑᓇᓱᒃᑏᑦ ᑭᐅᓂᖏᑦ ᐋᒻᒍᕐᓯᒪᓂᖏᑦ	**Angunahukpaktun Kiujait**													
Monthly hunter list	ᑕᕿᑕᒫᑦ ᐊᖑᓇᓱᒃᑏᑦ	Tatkitaman angunahuktut titigait	43	43	43	44	44	45	45	45	45	45	49	48	50*
Hunters interviewed	ᐊᖑᓇᓱᒃᑏᑦ ᐊᐱᕐᓱᕐᑕᑦ	Angunahuktin apikhuktan	41	40	39	40	38	39	32	37	27	27	35	27	46*
Harvested	ᐊᖑᓇᓱᒃᑐᒥᓃᑦ	Angujaujut	12	18	24	17	20	24	11	19	4	6	7	3	41*
Response Rate (%)	ᑭᐅᔪᑦ ᖃᑦᓯᐅᓂᖏᑦ (%)	Kiujut (%)	95	93	91	91	86	87	71	82	60	60	71	56	79**

* Hunters registered/interviewed/harvested at least once during the year.
** Mean monthly response rate.

* ᐊᖑᓇᓱᒃᑏᑦ ᐊᑎᓕᐅᑦᑕᐅᒪᔪᑦ/ᐊᐱᕐᓱᕐᑕᑦ/ᐊᖑᓇᓱᒃᑐᒥᓃᑦ ᐊᑕᐅᓯᐊᕋᓗᐊᑦᑐᑎᒃ ᐊᒻᕐᒍᒥ.
** ᐋᔅᔫᑦᓕᑎᓯᒪᔪᑦ ᑕᕿᑕᒫᑦ ᑭᐅᔪᑦ.

* Angunahuktin atiliukhimajut/apikhiktaunikut/anguhimajut talvani ukiumi.
** Talvani angunahuknami kiujutaumajut.

6.3.7

TABLE/ᓇᓗᓇᐃᔭᐅᑦ/NAUNAIKUTA 629

Recall period between harvest and interview, expressed as % of total harvest records — **Year 1 (June 1996 - May 1997)**

ᐅᑎᕐᕕᐅᔪᑦ ᐊᑯᕐᖓᓂ ᐊᖑᓇᓱᒃᓂᖓᑕ ᐊᒻᒪᓗ ᐊᐱᕐᓱᕐᑕᐅᓂᖓᑕ, ᓇᓗᓇᐃᕐᑕᑦ ᐃᒫᒃ % ᑲᑎᑦᑐᑦ ᐊᖑᓇᓱᒃᑕᑦ ᑎᑎᕐᕕᑕᐅᒪᔪᑦ — **ᐊᒻᕐᒍ 1 (ᔫᓂ 1996 - ᒪᐃ 1997)**

Itkaumajaujut angunahuktunun apihijauvaktunutlu, kanuk amigaitiginit tamakiklugin angujauhimajut — **Ukiunga 1 (June 1996 - May 1997)**

Month/ᑕᕿᖓ/Tatkia			JUN ᔫᓂ	JUL ᔪᓚᐃ	AUG ᐊᐅᒻᒍᑎ	SEP ᓱᑎᒻᐱᓇ	OCT ᐅᑦᑐᐱᓇ	NOV ᓄᓇᒻᐱᓇ	DEC ᑏᓯᒻᐱᓇ	JAN ᒣᒃᓄᐊᓇ	FEB ᓈᕝᐅᐊᓇ	MAR ᒪᕐᓯ	APR ᐃᕐᓇᓕ	MAY ᒪᐃ	Total ᑲᑎᑦᑐᑦ Tamakiklugin
Recall Period	ᐅᑎᕐᕕᐅᔪᑦ	**Pigiakvia**													
≤ 3 months	≤ 3 ᑕᕿᑦ	≤ tatkin pingahut	74	98	100	100	100	100	100	100	100	100	100	100	98
4-6 months	4-6 ᑕᕿᑦ	tatkin hitaman 6nut	26	2	0	0	0	0	0	0	0	0	0	0	2
> 6 months	> 6 ᑕᕿᑦ	> 6 tatkin	0	0	0	0	0	0	0	0	0	0	0	0	0

TABLE/ᓇᓗᓇᐃᔭᐅᑦ/NAUNAIKUTA 630

Number of hunters harvesting each species — **Year 1 (June 1996 - May 1997)**

ᖃᑦᓯᐅᓂᖏᑦ ᐊᖑᓇᓱᒃᑏᑦ ᐊᖑᓇᓱᒃᐸᑦᑐᑦ ᐊᑐᓂᒃ ᐆᒪᔪᕐᓂᒃ — **ᐊᒡᕐᒍ 1 (ᔫᓂ 1996 - ᒪᐃ 1997)**

Amigaitiginigin angunahukpaktun anguvaktaitlu kanugitugiagin — **Ukiunga 1 (June 1996 - May 1997)**

Month/ᑕᕝᕙᖓ/Tatkia			JUN ᔫᓂ	JUL ᔪᓚᐃ	AUG ᐊᐅᒡᒍᕐᑎ	SEP ᓱᑎᒡᐱᕆ	OCT ᐅᑦᑐᐱᕆ	NOV ᓄᓇᒡᐱᕆ	DEC ᑏᓯᒡᐱᕆ	JAN ᒎᓐᓄᐊᕆ	FEB ᓈᕝᕗᐊᕆ	MAR ᒪᕐᓯ	APR ᐃᕐᓇᓕ	MAY ᒪᐃ	Total ᑲᑎᑦᑐᑦ Tamakiklugin
Species	**ᐆᒪᔪᑦ**	**Umajuin**													
Caribou	ᑐᒃᑐᐃᑦ	Tuktut	5	13	17	15	17	21	9	18	3	3	6	3	39
Musk-ox	ᐅᒥᒃᒪᐃᑦ	Umingmait								1					1
Polar bear#	ᓇᓄᐃᑦ#	Nanuit#	n/d	n/d	n/d	n/d	n/d	n/d	n/d	n/d	n/d	n/d	n/d	n/d	n/d
Tundra grizzly	ᐊᕐᓚᐃᑦ	Akhait			1										1
Wolf	ᐊᒪᕈᐃᑦ	Amagut						1		1					2
Arctic fox	ᑎᓇᒐᓐᓂᐊᑦ	Tigiganiat					1	3	3	1		1			5
Arctic hare	ᐅᑲᓖᑦ	Ukalik				2	2				1	1			5
Seals (unspecified)	ᓱᖅᑯᓖᑦ	Natiit					1								1
Ringed seal	ᓇᑦᓱᑦ	Natiinat	2	2	3	1	3	1	1	2		1			12
Bearded seal	ᐅᒡᔪᐃᑦ	Ukyuk	1				1								2
Harp seal	ᖃᐃᕈᓖᑦ	Qairulik					1								1
Beluga	ᖃᑯᑦᑕᑦ ᕿᓚᓗᒐᑦ	Kilalugak		1	4	2									7
Snow goose	ᑲᖑᐃᑦ	Kanguq	2			1									3
Canada goose	ᓂᕐᓖᑦ ᐅᓗᐊᒍᓖᑦ	Nikliknik	1												1
Ptarmigan	ᐊᕿᒡᒋᑦ	Akilgik			1		1						1		3
Arctic char	ᐃᖃᓗᒃᐱᑦ	Ikaliviit	7	12	7		7	5	2	1					22
Lake trout	ᐃᓱᕋᐃᑦ	Ikalukpik	1	1			2		1	1	1	2	2	1	6
Arctic grayling	ᓗᓗᒃᐸᐅᒐᐃᑦ	Hulupaugaq	1												1
Whitefish	ᑲᐱᓯᓖᑦ	Kapihiliit	1												1
Sculpin	ᑲᓇᔪᐃᑦ	Kanayuk		1											1

‡‡ No data are available corresponding to the harvest numbers shown in the harvest estimates table which were provided by DSD.

‡‡ ᑎᑎᕋᓯᒪᔪᓂᒃ ᐱᑕᖃᖅᑭᑦᑐᖅ ᐱᒃᔪᑎᓕᖅᓂᒃ ᐊᖑᔭᑦ ᖃᑦᓯᐅᓂᖏᖅᓄᑦ ᐊᓚᒃᑲᐅᒪᔪᓄᑦ ᐊᖑᔭᓄᑦ ᓇᓚᐅᑦᓱᕈᑎᓂ ᑐᓂᔭᖏᖅᓂ ᐃᑯᐱᕐᕕᓕᕆᔨᑦ.

‡‡ Nahagauhimaitut titigakhimajunik pitman kanuk angujaukatakhimajunik kanukitunit pijaumajut ikupiktulikijinik.

TABLE/ᓇᓗᓇᐃᔭᐅᑦ/NAUNAIKUTA 631

Monthly harvest estimates — **Year 2 (June 1997 - May 1998)**

ᑕᕿᑖᒪᑦ ᐊᖑᔭᓄᑦ ᓇᓚᐅᑦᓵᕈᑏᑦ — **ᐊᒻᕋᒍ 2 (ᔫᓂ 1997 - ᒪᐃ 1998)**

Tatkiktamat nahaktauvaktun — **Ukiunga 2 (June 1997 - May 1998)**

Month/ᑕᕿᖓ/Tatkia			JUN ᔫᓂ	JUL ᔪᓚᐃ	AUG ᐊᐅᒻᒍᑎ	SEP ᓱᑎᒻᐱᕆ	OCT ᐅᑦᑐᐱᕆ	NOV ᓄᐃᒻᐱᕆ	DEC ᑏᓯᒻᐱᕆ	JAN ᔮᓐᓄᐊᕆ	FEB ᕕᖕᐅᐊᕆ	MAR ᒫᕐᔪ	APR ᐃᑦᕆᓕ	MAY ᒪᐃ	Total ᑲᑎᑦᑐᑦ Tamakiklugin ± 95% CI
Species	**ᐆᒪᔪᑦ**	**Umajuin**													
Caribou	ᑐᒃᑐᐃᑦ	Tuktut	18	12	36	25	18	23	23	43	14	26	27	79	344 ± 42
Polar bear‡	ᓇᓄᐃᑦ‡	Nanuit‡					1	9			2				12
Wolf	ᐊᒪᕈᐃᑦ	Amagut								1					1 ± 1
Wolverine	ᖃᑦᕕᑦ	Kalvik												1	1 ± 1
Seals (unspecified)	ᓱᖅᑯᓐᑦ	Natiit												4	4 ± 3
Ringed seal	ᓇᑦᓱᑦ	Natiinat							2		1			4	7 ± 3
Bearded seal	ᐅᒻᔪᐃᑦ	Ukyuk					1								1 ± 2
Harp seal	ᖃᐃᕈᓐᑦ	Qairulik	1		15	5	3	2							26 ± 11
Beluga	ᖃᑯᑦᑕᑦ ᕿᓚᓗᒐᑦ	Kilalugak			6	1									7 ± 3
Snow goose	ᑲᖑᐃᑦ	Kanguq												9	9 ± 6
Canada goose	ᓂᑦᓐᑦ ᐅᓗᐊᒍᓐᓐᑦ	Nikliknik												18	18 ± 9
Arctic char	ᐃᖃᓗᒃᕕᑦ	Ikaliviit		45								14	10	45	114 ± 53
Lake trout	ᐃᓱᕋᐃᑦ	Ikalukpik										32	12	25	69 ± 28
Whitefish	ᑲᕕᓯᓐᑦ	Kapihiliit											40	123	163 ± 107

‡ Polar bear data supplied by DSD.

‡ ᓇᓄᑦᓄᑦ ᑎᑎᕋᑕᐅᒪᔪᑦ ᑐᓂᒃᑯᖅᑦ ᐅᑯᐊ ᐃᑯᐊᕐᕕᓕᕆᔨᑦ.

‡ Nanuin nahagaumajut pijauhimajut Ikupiktulikijinik.

6.3.7

TABLE/ᓇᓗᓇᐃᔭᐅᑦ/NAUNAIKUTA 632

Monthly hunter response — **Year 2 (June 1997 - May 1998)**

ᑕᕿᑖᒪᑦ ᐊᖑᓇᓱᒃᑏᑦ ᑭᐅᓂᖏᑦ — **ᐊᒻᕋᒍ 2 (ᔫᓂ 1997 - ᒪᐃ 1998)**

Tatkiktaman pijauhimajut angunahuktinun — **Ukiunga 2 (June 1997 - May 1998)**

Month/ᑕᕿᖓ/Tatkia			JUN ᔫᓂ	JUL ᔪᓚᐃ	AUG ᐊᐅᒻᒍᑎ	SEP ᓱᑎᒻᐱᕆ	OCT ᐅᑦᑐᐱᕆ	NOV ᓄᐃᒻᐱᕆ	DEC ᑏᓯᒻᐱᕆ	JAN ᔮᓐᓄᐊᕆ	FEB ᕕᖕᐅᐊᕆ	MAR ᒫᕐᔪ	APR ᐃᑦᕆᓕ	MAY ᒪᐃ	Total ᑲᑎᑦᑐᑦ Tamakiklugin
Hunter Response Categories	**ᐊᖑᓇᓱᒃᑏᑦ ᑭᐅᓂᖏᑕ ᐊᒻᒍᓯᒪᓂᖏᑦ**	**Angunahukpaktun Kiujait**													
Monthly hunter list	ᑕᕿᑖᒪᑦ ᐊᖑᓇᓱᒃᑏᑦ	Tatkitaman angunahuktut titigait	49	48	43	43	43	43	43	43	44	44	44	40	50*
Hunters interviewed	ᐊᖑᓇᓱᒃᑏᑦ ᐊᐱᕐᓱᕐᑕᑦ	Angunahuktin apikhuktan	41	29	32	39	36	42	42	40	42	39	40	34	43*
Harvested	ᐊᖑᓇᓱᒃᑐᒥᓐᑦ	Angujaujut	11	6	14	12	8	6	7	9	6	9	9	13	32*
Response Rate (%)	ᑭᐅᔪᑦ ᖃᑦᓯᐅᓂᖏᑦ (%)	Kiujut (%)	84	60	74	91	84	98	98	93	95	89	91	85	87**

* Hunters registered/interviewed/harvested at least once during the year.
** Mean monthly response rate.

* ᐊᖑᓇᓱᒃᑏᑦ ᐊᑎᓕᐅᑦᑕᐅᒪᔪᑦ/ᐊᐱᕐᓱᕐᑕᑦ/ᐊᖑᓇᓱᒃᑐᒥᓐᑦ ᐊᑕᐅᓯᐊᕋᓗᐊᑦᑐᑎᒃ ᐊᒻᕋᒍᒥ.
** ᐊᒃᐅᑦᑎᓕᕐᑎᓯᒪᔪᑦ ᑕᕿᑖᒪᑦ ᑭᐅᔪᑦ.

* Angunahuktin atiliukhimajut/apikhiktaunikut/anguhimajut talvani ukiumi.
** Talvani angunahuknami kiujutaumajut.

TABLE/ᓇᓗᓇᐃᔭᐅᑦ/NAUNAIKUTA 633

Recall period between harvest and interview, expressed as % of total harvest records — **Year 2 (June 1997 - May 1998)**

ᐅᑎᕐᕕᐅᔪᑦ ᐊᑯᕐᖓᓂ ᐊᖑᓇᓱᒃᓂᖓᑕ ᐊᒻᒪᓗ ᐊᐱᕐᓱᕐᑕᐅᓂᖓᑕ, ᓇᓗᓇᐃᕐᑕᑦ ᐃᒫᒃ % ᑲᑎᑦᑐᒋᑦ ᐊᖑᓇᓱᒃᑕᑦ ᑎᑎᕐᑕᐅᒪᔪᑦ — **ᐊᒻᕐᒍ 2 (ᔫᓂ 1997 - ᒪᐃ 1998)**

Itkaumajaujut angunahuktunun apihijauvaktunutlu, kanuk amigaitiginit tamakiklugin angujauhimajut — **Ukiunga 2 (June 1997 - May 1998)**

Month/ᑕᕝᕕᖓ/Tatkia			JUN ᔫᓂ	JUL ᔪᓚᐃ	AUG ᐊᐅᒻᒍᑎ	SEP ᓱᑎᒻᐱᓇ	OCT ᐅᑦᑐᐱᓇ	NOV ᓄᕕᒻᐱᓇ	DEC ᑏᓯᒻᐱᓇ	JAN ᒎᓐᓄᐊᓇ	FEB ᕕᕝᕗᐊᓇ	MAR ᒫᕐᓯ	APR ᐃᕐᓇᓕ	MAY ᒪᐃ	Total ᑲᑎᑦᑐᒋᑦ Tamakiklugin
Recall Period	**ᐅᑎᕐᕕᐅᔪᑦ**	**Pigiakvia**													
≤ 3 months	≤ 3 ᑕᕝᕕᑦ	≤ tatkin pingahut	79	100	83	94	93	79	62	100	100	38	47	0	68
4-6 months	4-6 ᑕᕝᕕᑦ	tatkin hitaman 6nut	0	0	17	0	7	0	0	0	0	0	0	0	2
> 6 months	> 6 ᑕᕝᕕᑦ	> 6 tatkin	21	0	0	6	0	21	38	0	0	62	53	100	29

6.3.7

TABLE/ᓇᓗᓇᐃᔭᐅᑦ/NAUNAIKUTA 634

Number of hunters harvesting each species — **Year 2 (June 1997 - May 1998)**

ᖃᑦᓯᐅᓂᖏᑦ ᐊᖑᓇᓱᒃᑏᑦ ᐊᖑᓇᓱᒃᐸᑦᑐᑦ ᐊᑐᓂᒃ ᐆᒪᔪᕐᓂᒃ — **ᐊᒻᕐᒍ 2 (ᔫᓂ 1997 - ᒪᐃ 1998)**

Amigaitiginigin angunahukpaktun anguvaktaitlu kanugitugiagin — **Ukiunga 2 (June 1997 - May 1998)**

Month/ᑕᕝᕕᖓ/Tatkia			JUN ᔫᓂ	JUL ᔪᓚᐃ	AUG ᐊᐅᒻᒍᑎ	SEP ᓱᑎᒻᐱᓇ	OCT ᐅᑦᑐᐱᓇ	NOV ᓄᕕᒻᐱᓇ	DEC ᑏᓯᒻᐱᓇ	JAN ᒎᓐᓄᐊᓇ	FEB ᕕᕝᕗᐊᓇ	MAR ᒫᕐᓯ	APR ᐃᕐᓇᓕ	MAY ᒪᐃ	Total ᑲᑎᑦᑐᒋᑦ Tamakiklugin
Species	**ᐆᒪᔪᑦ**	**Umajuin**													
Caribou	ᑐᒃᑐᐃᑦ	Tuktut	10	6	12	11	5	5	6	9	5	9	8	10	30
Polar bear#	ᓇᓄᐃᑦ#	Nanuit#	n/d	n/d	n/d	n/d	n/d	n/d	n/d	n/d	n/d	n/d	n/d	n/d	n/d
Wolf	ᐊᒪᕈᐃᑦ	Amagut								1					1
Wolverine	ᖃᕐᕕᑦ	Kalvik												1	1
Seals (unspecified)	ᓱᖅᑯᓖᑦ	Natiit												2	2
Ringed seal	ᓇᑦᓱᑦ	Natiinat							2		1			1	3
Bearded seal	ᐅᒻᔪᐃᑦ	Ukyuk					1								1
Harp seal	ᖃᐃᕈᓖᑦ	Qairulik	1		3	1	2	1							5
Beluga	ᖃᑯᕐᑕ ᕿᓚᓗᒐᑦ	Kilalugak			3	1									4
Snow goose	ᑲᖑᐃᑦ	Kanguq												3	3
Canada goose	ᓂᕐᓖᑦ ᐅᓗᐊᒍᓖᑦ	Nikliknik												4	4
Arctic char	ᐃᖃᓗᒃᐲᑦ	Ikaliviit		1								1	1	4	5
Lake trout	ᐃᓱᕐᕋᐃᑦ	Ikalukpik										2	2	4	7
Whitefish	ᑲᕕᓯᓖᑦ	Kapihiliit											1	1	2

‡‡ No data are available corresponding to the harvest numbers shown in the harvest estimates table which were provided by DSD.

‡‡ ᑎᑎᕐᓯᒪᔪᓂᒃ ᐱᑕᖃᖅᑭᑦᑐᖅ ᐱᒃᔪᑎᓕᒃᓂᒃ ᐊᖑᔭᑦ ᖃᑦᓯᐅᓂᖏᒃᓄᑦ ᐊᓚᒃᑲᒪᔪᓄᑦ ᐊᖑᔭᓄᑦ ᓇᓚᐅᕐᓂᑦᑐᓂ ᑐᓂᔭᖏᒃᓂ ᐃᑯᐱᕐᕕᓕᓇᔫᑦ.

‡‡ Nahagauhimaitut titigakhimajunik pitman kanuk angujaukatakhimajunik kanukitunit pijaumajut ikupiktulikijinik.

TABLE/ᓇᓗᓇᐃᔭᐅᑦ/NAUNAIKUTA 635

Monthly harvest estimates
ᑕᕿᑕᒫᑦ ᐊᖑᔭᓄᑦ ᓇᓚᐅᑦᓵᕈᑏᑦ
Tatkiktamat nahaktauvaktun

Year 3 (June 1998 - May 1999)
ᐊᒻᕿᒍ 3 (ᔫᓂ 1998 - ᒪᐃ 1999)
Ukiunga 3 (June 1998 - May 1999)

Month/ᑕᕿᖓ/Tatkia			JUN ᔫᓂ	JUL ᔪᓚᐃ	AUG ᐊᐅᒻᒍᑎ	SEP ᓱᑎᒻᐱᓇ	OCT ᐅᑦᑐᐱᓇ	NOV ᓄᓇᒻᐱᓇ	DEC ᑏᓯᒻᐱᓇ	JAN ᒧᖕᓄᐊᓇ	FEB ᓈᕝᕗᐊᓇ	MAR ᒫᕐᔪ	APR ᐃᑦᓇᓕ	MAY ᒪᐃ	Total ᑲᑎᑦᑐᒋᑦ Tamakiklugin ± 95% CI
Species	**ᐆᒪᔪᑦ**	**Umajuin**													
Caribou	ᑐᒃᑐᐃᑦ	Tuktut	24	44	34	52	21	35	21	39	42	84	84	46	526 ± 38
Musk-ox	ᐅᒥᖅᒪᐃᑦ	Umingmait										2			2 ± 1
Polar bear‡	ᓇᓄᐃᑦ‡	Nanuit‡				1		4	6	3		14			
Wolf	ᐊᒪᕈᐃᑦ	Amagut										10	1		11 ± 6
Arctic fox	ᑎᓇᒐᓐᓂᐊᑦ	Tigiganiat							99			60			159 ± 69
Arctic ground squirrel	ᖃᑯᓐᖏᑦᑐᑦ ᑎᓇᒐᓐᓂᐊᑦ	Hikhik												5	5 ± 4
Seals (unspecified)	ᓱᖕᑯᓖᑦ	Natiit			1										1 ± 1
Ringed seal	ᓇᑦᓱᑦ	Natiinat	9	3	7	13	10	21						8	71 ± 20
Bearded seal	ᐅᒻᔪᐃᑦ	Ukyuk			2	4	2	1						1	10 ± 4
Harp seal	ᖃᐃᕈᓖᑦ	Qairulik		1											1 ± 1
Beluga	ᖃᑯᑦᑕ ᕿᓚᓗᒐᑦ	Kilalugak		3	49	26									78 ± 20
Geese (unspecified)	ᓂᑦᓖᑦ	Kanguk	10												10 ± 6
Snow goose	ᑲᖑᐃᑦ	Kanguq	28											88	116 ± 58
Canada goose	ᓂᑦᓖᑦ ᐅᓗᐊᒍᓖᑦ	Nikliknik	52											48	100 ± 27
White-fronted goose	ᓂᑦᓖᑦ	Nirlivik	2												2 ± 2
Ptarmigan	ᐊᕿᒻᒋᑦ	Akilgik			3	2				1	3			8	17 ± 11
Goose eggs	ᑲᖑᐃᑦ ᒪᓐᓂᖏᑦ	Uluaguliit manniit	13											84	97 ± 75
Arctic char	ᐃᖃᓗᒃᐱᑦ	Ikaliviit	123	142	282	6		363	196		169	65		62	1,408 ± 202
Lake trout	ᐃᓱᕐᕋᐃᑦ	Ikalukpik	7				27	34			26	11	49	87	241 ± 47
Cod	ᐆᒪᐃᑦ	Ugak												5	5 ± 4
Sculpin	ᑲᓇᔪᐃᑦ	Kanayuk												7	7 ± 5

‡ Polar bear data supplied by DSD.

‡ ᓇᓄᕐᓄᑦ ᑎᑎᕐᑕᐅᒪᔪᑦ ᑐᓂᔭᖏᑦ ᐅᑯᐊ ᐃᑯᐱᕐᕕᓕᓇᕆᑦ.

‡ Nanuin nahagaumajut pijauhimajut Ikupiktulikijinik.

TABLE/ᓇᓗᓇᐃᔭᐅᑦ/NAUNAIKUTA 636

Monthly hunter response — **Year 3 (June 1998 - May 1999)**

ᑕᕿᑕᒫᑦ ᐊᖑᓇᓱᒃᑏᑦ ᑭᐅᓂᖏᑦ — **ᐊᒻᕐᒧ 3 (ᔫᓂ 1998 - ᒪᐃ 1999)**

Tatkiktaman pijauhimajut angunahuktinun — **Ukiunga 3 (June 1998 - May 1999)**

Month/ᑕᕿᖓ/Tatkia			JUN ᔫᓂ	JUL ᔪᓚᐃ	AUG ᐊᐅᒻᒍᑎ	SEP ᓱᑎᒻᐱᓇ	OCT ᐅᑦᑐᐱᓇ	NOV ᓄᓇᒻᐱᓇ	DEC ᑏᓯᒻᐱᓇ	JAN ᒎᓐᓄᐊᓇ	FEB ᓈᕝᕗᐊᓇ	MAR ᒪᕐᓯ	APR ᐃᑦᓇᓕ	MAY ᒪᐃ	Total ᑲᑎᑦᑐᑦ Tamakiklugin
Hunter Response Categories	**ᐊᖑᓇᓱᒃᑏᑦ ᑭᐅᓂᖏᑦ ᐋᒍᕐᓯᒪᓂᖏᑦ**	**Angunahukpaktun Kiujait**													
Monthly hunter list	ᑕᕿᑕᒫᑦ ᐊᖑᓇᓱᒃᑏᑦ	Tatkitaman angunahuktut titigait	40	40	40	40	40	40	40	43	43	44	45	47	47*
Hunters interviewed	ᐊᖑᓇᓱᒃᑏᑦ ᐊᐱᕐᓱᕐᑕᑦ	Angunahuktin apikhuktan	36	36	36	35	36	36	37	39	40	37	38	35	43*
Harvested	ᐊᖑᓇᓱᒃᑐᒥᓃᑦ	Angujaujut	15	17	17	13	10	11	11	7	9	17	17	26	37*
Response Rate (%)	ᑭᐅᑦ ᖃᑦᓯᐅᓂᖏᑦ (%)	Kiujut (%)	90	90	90	88	90	90	93	91	93	84	84	74	88**

* Hunters registered/interviewed/harvested at least once during the year.
** Mean monthly response rate.

* ᐊᖑᓇᓱᒃᑏᑦ ᐊᑎᓕᐅᑦᑕᐅᒪᔪᑦ/ᐊᐱᕐᓱᕐᑕᑦ/ᐊᖑᓇᓱᒃᑐᒥᓃᑦ ᐊᑕᐅᓯᐊᕋᓗᐊᑦᑐᑎᒃ ᐊᒻᕐᒧᒥ.
** ᐋᓐᓂᒌᓕᑎᓯᒪᔪᑦ ᑕᕿᑕᒫᑦ ᑭᐅᔪᑦ.

* Angunahuktin atiliukhimajut/apikhiktaunikut/anguhimajut talvani ukiumi.
** Talvani angunahuknami kiujutaumajut.

TABLE/ᓇᓗᓇᐃᔭᐅᑦ/NAUNAIKUTA 637

Recall period between harvest and interview, expressed as % of total harvest records — **Year 3 (June 1998 - May 1999)**

ᐅᑎᕐᕕᐅᔪᑦ ᐊᑯᕐᖓᓂ ᐊᖑᓇᓱᒋᓂᖓᑕ ᐊᒻᒪᓗ ᐊᐱᕐᓱᕐᑕᐅᓂᖓᑕ, ᓇᓗᓇᐃᕐᑕᑦ ᐃᒫᒃ % ᑲᑎᑦᑐᑦ ᐊᖑᓇᓱᒃᑕᑦ ᑎᑎᕐᕐᑕᐅᒪᔪᑦ — **ᐊᒻᕐᒧ 3 (ᔫᓂ 1998 - ᒪᐃ 1999)**

Itkaumajaujut angunahuktunun apihijauvaktunutlu, kanuk amigaitiginit tamakiklugin angujauhimajut — **Ukiunga 3 (June 1998 - May 1999)**

Month/ᑕᕿᖓ/Tatkia			JUN ᔫᓂ	JUL ᔪᓚᐃ	AUG ᐊᐅᒻᒍᑎ	SEP ᓱᑎᒻᐱᓇ	OCT ᐅᑦᑐᐱᓇ	NOV ᓄᓇᒻᐱᓇ	DEC ᑏᓯᒻᐱᓇ	JAN ᒎᓐᓄᐊᓇ	FEB ᓈᕝᕗᐊᓇ	MAR ᒪᕐᓯ	APR ᐃᑦᓇᓕ	MAY ᒪᐃ	Total ᑲᑎᑦᑐᑦ Tamakiklugin
Recall Period	**ᐅᑎᕐᕕᐅᔪᑦ**	**Pigiakvia**													
≤ 3 months	≤ 3 ᑕᕿᑦ	≤ tatkin pingahut	0	0	0	0	0	94	75	78	72	0	0	68	28
4-6 months	4-6 ᑕᕿᑦ	tatkin hitaman 6nut	0	0	75	81	100	6	19	0	17	24	39	19	31
> 6 months	> 6 ᑕᕿᑦ	> 6 tatkin	100	100	25	19	0	0	6	22	11	76	61	12	41

TABLE/ᓇᓗᓇᐃᔭᐅᑦ/NAUNAIKUTA 638

Number of hunters harvesting each species — **Year 3 (June 1998 - May 1999)**

ᖃᑦᓯᐅᓂᖏᑦ ᐊᖑᓇᓱᒃᑏᑦ ᐊᖑᓇᓱᒃᐸᑦᑐᑦ ᐊᑐᓂᒃ ᐆᒪᔪᕐᓂᒃ — **ᐊᒻᕐᒍ 3 (ᔫᓂ 1998 - ᒪᐃ 1999)**

Amigaitiginigin angunahukpaktun anguvaktaitlu kanugitugiagin — **Ukiunga 3 (June 1998 - May 1999)**

Month/ᑕᖑᖓ/Tatkia			JUN ᔫᓂ	JUL ᔪᓚᐃ	AUG ᐊᐅᒻᒍᑎ	SEP ᓱᑎᒻᐱᓇ	OCT ᐅᑦᑐᐱᓇ	NOV ᓄᓇᒻᐱᓇ	DEC ᑏᓯᒻᐱᓇ	JAN ᒎᓐᓄᐊᓇ	FEB ᓈᕝᕗᐊᓇ	MAR ᒪᕐᓯ	APR ᐃᑦᓇᓕ	MAY ᒪᐃ	Total ᑲᑎᑦᑐᑦ Tamakiklugin
Species	**ᐆᒪᔪᑦ**	**Umajuin**													
Caribou	ᑐᒃᑐᐃᑦ	Tuktut	5	13	10	11	7	7	6	6	9	16	15	12	33
Musk-ox	ᐅᒥᒃᒪᐃᑦ	Umingmait										1			1
Polar bear#	ᓇᓄᐃᑦ#	Nanuit#	n/d	n/d	n/d	n/d	n/d	n/d	n/d	n/d	n/d	n/d	n/d	n/d	n/d
Wolf	ᐊᒪᕈᐃᑦ	Amagut										3	1		4
Arctic fox	ᑎᓇᒐᓐᓂᐊᑦ	Tigiganiat							2			1			2
Arctic ground squirrel	ᖃᑯᓐᖏᑦᑐᑦ ᑎᓇᒐᓐᓂᐊᑦ	Hikhik												1	1
Seals (unspecified)	ᓱᖅᑯᓖᑦ	Natiit			1										1
Ringed seal	ᓇᑦᓱᑦ	Natiinat	3	2	2	3	2	1						4	10
Bearded seal	ᐅᒻᔪᐃᑦ	Ukyuk			1	2	1	1						1	3
Harp seal	ᖃᐃᕈᓖᑦ	Qairulik		1											1
Beluga	ᖃᑯᑦᑕᑦ ᕿᓚᓗᒐᑦ	Kilalugak		1	7	4									8
Geese (unspecified)	ᓂᑦᓖᑦ	Kanguk	1												1
Snow goose	ᑲᖑᐃᑦ	Kanguq	4											5	7
Canada goose	ᓂᑦᓖᑦ ᐅᓗᐊᒍᓖᑦ	Nikliknik	5											6	11
White-fronted goose	ᓂᑦᓖᑦ	Nirlivik	1												1
Ptarmigan	ᐊᕿᒻᒋᑦ	Akilgik			1	1				1	1			1	3
Goose eggs	ᑲᖑᐃᑦ ᒪᓐᓂᖏᑦ	Uluaguliit manniit	1											1	2
Arctic char	ᐃᖃᓗᒃᐱᑦ	Ikaliviit	8	6	5	1		6	3		2	2		2	19
Lake trout	ᐃᓱᕐᕋᐃᑦ	Ikalukpik	1				2	1			1	2	7	11	17
Cod	ᐆᒐᐃᑦ	Ugak												1	1
Sculpin	ᑲᓇᔪᐃᑦ	Kanayuk												2	2

No data are available corresponding to the harvest numbers shown in the harvest estimates table which were provided by DSD.

ᑎᑎᕐᓯᒪᔪᓂᒃ ᐱᑕᖃᖏᑦᑐᖅ ᐱᔾᔪᑎᓕᓐᓂᒃ ᐊᖑᔭᑦ ᖃᕐᓯᐅᓂᖏᓐᓄᑦ ᐊᓚᒃᑲᐅᒪᔪᓄᑦ ᐊᖑᔭᓄᑦ ᓇᓚᐅᑦᓴᕈᑎᓂ ᑐᓂᔭᖏᓐᓂ ᐃᑯᐱᕐᐃᓕᓕᓇᑦ.

Nahagauhimaitut titigakhimajunik pitman kanuk angujaukatakhimajunik kanukitunit pijaumajut ikupiktulikijinik.

6.3.7

TABLE/ᓇᓗᓇᐃᔭᐅᑦ/NAUNAIKUTA 639

Monthly harvest estimates
ᑕᕿᑕᒫᑦ ᐊᖑᔭᓄᑦ ᓇᓚᐅᑦᓵᕈᑏᑦ
Tatkiktamat nahaktauvaktun

Year 4 (June 1999 - May 2000)
ᐊᒻᕐᒍ 4 (ᔫᓂ 1999 - ᒪᐃ 2000)
Ukiunga 4 (June 1999 - May 2000)

Month/ᑕᕿᖓ/Tatkia			JUN ᔫᓂ	JUL ᔪᓚᐃ	AUG ᐊᐅᒻᒍᑎ	SEP ᓱᑎᒻᐱᓇ	OCT ᐅᑦᑐᐱᓇ	NOV ᓄᓇᒻᐱᓇ	DEC ᑏᓯᒻᐱᓇ	JAN ᒨᓐᓄᐊᓇ	FEB ᓈᕝᕗᐊᓇ	MAR ᒫᕿ	APR ᐃᑦᓇᓕ	MAY ᒪᐃ	Total ᑲᑎᑦᑐᑦ Tamakiklugin ± 95% CI
Species	**ᐆᒪᔪᑦ**	**Umajuin**													
Caribou	ᑐᒃᑐᐃᑦ	Tuktut	36	64	79	68	67	65	31	41	36	23	38	34	582 ± 62
Musk-ox	ᐅᒥᖕᒪᐃᑦ	Umingmait										3			3 ± 3
Polar bear‡	ᓇᓄᐃᑦ‡	Nanuit‡					1	12							13
Wolf	ᐊᒪᕈᐃᑦ	Amagut									1	3	10		14 ± 14
Arctic fox	ᑎᓇᒐᓐᓂᐊᑦ	Tigiganiat						9	23						32 ± 33
Arctic hare	ᖃᑯᓐᖏᑦᑐᑦ ᑎᓇᒐᓐᓂᐊᑦ	Ukalik					1								1 ± 2
Ringed seal	ᓇᑦᓱᑦ	Natiinat	19	11	15		18		2	1		1		1	68 ± 18
Bearded seal	ᐅᒻᔪᐃᑦ	Ukyuk	1	4		1	1								7 ± 5
Narwhal	ᑑᒫᓐᑦ ᕿᓚᓗᒐᑦ	Tuugaak		4											4 ± 5
Beluga	ᖃᑯᑦᑕᐃ ᕿᓚᓗᒐᑦ	Kilalugak		18	51	14	2								85 ± 44
Snow goose	ᑲᖑᐃᑦ	Kanguq	39	12										14	65 ± 37
Canada goose	ᓂᑦᓐᑦ ᐅᓗᐊᒍᑦᓐᑦ	Nikliknik	122											23	145 ± 52
Tundra swan	ᖁᒻᔪᐃᑦ	Kukyuk	1												1 ± 1
Ptarmigan	ᐊᕿᒻᒋᑦ	Akilgik	6					2				5	3		16 ± 10
Sandhill crane	ᑕᑎᒻᒪᑦᔪᐊᑦ	Tatilgaq												2	2 ± 3
Goose eggs	ᑲᖑᐃᑦ ᒪᓐᓂᖏᑦ	Uluaguliit manniit	308	60											368 ± 124
Duck eggs	ᒥᑏᑦ ᒪᓐᓂᖏᑦ	Tinmiat manniit		7											7 ± 6
Arctic tern eggs	ᐃᒥᖅᑯᑕᐃᓚᐃᑦ ᒪᓐᓂᖏᑦ	Emitkutailat manniit		12											12 ± 10
Black guillemot eggs	ᐱᑦᓱᐅᓛᑦ ᒪᓐᓂᖏᑦ	Black guillemot eggs		8											8 ± 7
Arctic char	ᐃᖃᓗᒃᐲᑦ	Ikaliviit	441	434	221	310	31	310	139	80	67			60	2,093 ± 480
Lake trout	ᐃᓱᕋᐃᑦ	Ikalukpik	52	12			24	21		3	23		16	56	207 ± 57
Arctic grayling	ᓱᓗᒃᐸᐅᒐᐃᑦ	Hulupaugaq						1							1 ± 1
Cod	ᐆᒐᐃᑦ	Ugak	2												2 ± 2
Sculpin	ᑲᓇᔪᐃᑦ	Kanayuk	13	4											17 ± 7
Mussels	ᐅᕕᓗᐃᑦ	Uviluvaloet	248		124										372 ± 244

‡ Polar bear data supplied by DSD.

‡ ᓇᓄᑦᓄᑦ ᑎᑎᕐᑕᐅᒪᔪᑦ ᑐᓂᔭᖏᑦ ᐅᑯᐊ ᐃᑯᐱᕐᕕᓕᓇᓵᑦ.

‡ Nanuin nahagaumajut pijauhimajut Ikupiktulikijinik.

TABLE/ᓇᓗᓇᐃᔭᐅᑦ/NAUNAIKUTA 640

Monthly hunter response — **Year 4 (June 1999 - May 2000)**

ᑕᕿᑖᒪᑦ ᐊᖑᓇᓱᒃᑏᑦ ᑭᐅᓂᖏᑦ — **ᐊᒻᕋᒍ 4 (ᔫᓂ 1999 - ᒪᐃ 2000)**

Tatkiktaman pijauhimajut angunahuktinun — **Ukiunga 4 (June 1999 - May 2000)**

Month/ᑕᕿᖓ/Tatkia			JUN ᔫᓂ	JUL ᔪᓚᐃ	AUG ᐊᐅᒻᒍᑎ	SEP ᓱᑎᒻᐱᓇ	OCT ᐅᑦᑐᐱᓇ	NOV ᓄᓇᒻᐱᓇ	DEC ᑏᓯᒻᐱᓇ	JAN ᒣᒃᓄᐊᓇ	FEB ᓈᕝᐅᐊᓇ	MAR ᒪᕐᓯ	APR ᐃᕐᓇᓕ	MAY ᒪᐃ	Total ᑲᑎᑦᑐᑦ Tamakiklugin
Hunter Response Categories	**ᐊᖑᓇᓱᒃᑏᑦ ᑭᐅᓂᖏᑦ ᐋᒍᕐᓯᒪᓂᖏᑦ**	**Angunahukpaktun Kiujait**													
Monthly hunter list	ᑕᕿᑖᒪᑦ ᐊᖑᓇᓱᒃᑏᑦ	Tatkitaman angunahuktut titigait	47	47	47	47	47	47	47	46	46	46	49	47	50*
Hunters interviewed	ᐊᖑᓇᓱᒃᑏᑦ ᐊᐱᕐᓱᕐᑕᑦ	Angunahuktin apikhuktan	38	35	35	36	36	34	34	37	36	32	33	29	42*
Harvested	ᐊᖑᓇᓱᒃᑐᒥᓃᑦ	Angujaujut	26	17	18	14	13	16	7	9	8	8	7	15	39*
Response Rate (%)	ᑭᐅᔪᑦ ᖃᑦᓯᐅᓂᖏᑦ (%)	Kiujut (%)	81	74	74	77	77	72	72	80	78	70	67	62	74**

* Hunters registered/interviewed/harvested at least once during the year.
** Mean monthly response rate.

* ᐊᖑᓇᓱᒃᑏᑦ ᐊᑎᓕᐅᑦᑕᐅᒪᔪᑦ/ᐊᐱᕐᓱᕐᑕᑦ/ᐊᖑᓇᓱᒃᑐᒥᓃᑦ ᐊᑕᐅᓯᐊᕋᓗᐊᑦᑐᑎᒃ ᐊᒻᕋᒥ.
** ᐋᔅᔫᑦᓕᑎᓯᒪᔪᑦ ᑕᕿᑖᒪᑦ ᑭᐅᔪᑦ.

* Angunahuktin atiliukhimajut/apikhiktaunikut/anguhimajut talvani ukiumi.
** Talvani angunahuknami kiujutaumajut.

6.3.7

TABLE/ᓇᓗᓇᐃᔭᐅᑦ/NAUNAIKUTA 641

Recall period between harvest and interview, expressed as % of total harvest records — **Year 4 (June 1999 - May 2000)**

ᐅᑎᕐᕕᐅᔪᑦ ᐊᑯᕐᖓᓂ ᐊᖑᓇᓱᒃᓂᖓᑕ ᐊᒻᒪᓗ ᐊᐱᕐᓱᕐᑕᐅᓂᖓᑕ, ᓇᓗᓇᐃᕐᑕᑦ ᐃᒫᒃ % ᑲᑎᑦᑐᑦ ᐊᖑᓇᓱᒃᑕᑦ ᑎᑎᕐᕕᑕᐅᒪᔪᑦ — **ᐊᒻᕋᒍ 4 (ᔫᓂ 1999 - ᒪᐃ 2000)**

Itkaumajaujut angunahuktunun apihijauvaktunutlu, kanuk amigaitiginit tamakiklugin angujauhimajut — **Ukiunga 4 (June 1999 - May 2000)**

Month/ᑕᕿᖓ/Tatkia			JUN ᔫᓂ	JUL ᔪᓚᐃ	AUG ᐊᐅᒻᒍᑎ	SEP ᓱᑎᒻᐱᓇ	OCT ᐅᑦᑐᐱᓇ	NOV ᓄᓇᒻᐱᓇ	DEC ᑏᓯᒻᐱᓇ	JAN ᒣᒃᓄᐊᓇ	FEB ᓈᕝᐅᐊᓇ	MAR ᒪᕐᓯ	APR ᐃᕐᓇᓕ	MAY ᒪᐃ	Total ᑲᑎᑦᑐᑦ Tamakiklugin
Recall Period	**ᐅᑎᕐᕕᐅᔪᑦ**	**Pigiakvia**													
≤ 3 months	≤ 3 ᑕᕿᑦ	≤ tatkin pingahut	54	63	15	36	40	16	40	24	45	69	71	4	38
4-6 months	4-6 ᑕᕿᑦ	tatkin hitaman 6nut	2	0	33	29	31	44	60	24	36	0	7	50	24
> 6 months	> 6 ᑕᕿᑦ	> 6 tatkin	45	37	52	36	29	40	0	53	18	31	21	46	38

TABLE/ᓇᓗᓇᐃᔭᐅᑦ/NAUNAIKUTA 642

Number of hunters harvesting each species — **Year 4 (June 1999 - May 2000)**

ᖃᑦᓯᐅᓂᖏᑦ ᐊᖑᓇᓱᒃᑏᑦ ᐊᖑᓇᓱᒃᐸᑦᑐᑦ ᐊᑐᓂᒃ ᐆᒪᔪᕐᓂᒃ — **ᐊᒡᕐᒍ 4 (ᔫᓂ 1999 - ᒪᐃ 2000)**

Amigaitiginigin angunahukpaktun anguvaktaitlu kanugitugiagin — **Ukiunga 4 (June 1999 - May 2000)**

Month/ᑕᕿᖓ/Tatkia			JUN ᔫᓂ	JUL ᔪᓚᐃ	AUG ᐊᐅᒡᒍᑎ	SEP ᓱᑎᒡᐱᕆ	OCT ᐅᑦᑐᐱᕆ	NOV ᓄᕕᒡᐱᕆ	DEC ᑏᓯᒡᐱᕆ	JAN ᓵᓐᓄᐊᕆ	FEB ᕖᕝᕗᐊᕆ	MAR ᒪᑦᓯ	APR ᐃᑦᕆᓕ	MAY ᒪᐃ	Total ᑲᑎᑦᑐᑦ Tamakiklugin
Species	**ᐆᒪᔪᑦ**	**Umajuin**													
Caribou	ᑐᒃᑐᐃᑦ	Tuktut	10	13	14	11	10	14	7	8	7	4	6	7	35
Musk-ox	ᐅᒥᒃᒪᐃᑦ	Umingmait										2			2
Polar bear#	ᓇᓄᐃᑦ#	Nanuit#	n/d	n/d	n/d	n/d	n/d	n/d	n/d	n/d	n/d	n/d	n/d	n/d	n/d
Wolf	ᐊᒪᕈᐃᑦ	Amagut									1	1	1		3
Arctic fox	ᑎᓇᒐᓐᓂᐊᑦ	Tigiganiat						1	1						2
Arctic hare	ᖃᑯᓐᖏᑦᑐᑦ ᑎᓇᒐᓐᓂᐊᑦ	Ukalik					1								1
Ringed seal	ᓇᑦᓱᑦ	Natiinat	7	4	5		3		1	1		1		1	12
Bearded seal	ᐅᒡᔪᐃᑦ	Ukyuk	1	1		1	1								4
Narwhal	ᑑᒫᓐᑦ ᕿᓚᓗᒐᑦ	Tuugaak		1											1
Beluga	ᖃᑯᑦᑕᑦ ᕿᓚᓗᒐᑦ	Kilalugak		1	5	3	1								6
Snow goose	ᑲᖑᐃᑦ	Kanguq	2	1										1	4
Canada goose	ᓂᑦᓐᑦ ᐅᓗᐊᒍᑦᓐᑦ	Nikliknik	8											4	11
Tundra swan	ᕐᒡᔪᐃᑦ	Kukyuk	1												1
Ptarmigan	ᐊᕿᒐᕐᑦ	Akilgik	1					1				1	1		3
Sandhill crane	ᑕᑎᒐᕐᔪᐊᑦ	Tatilgaq												1	1
Goose eggs	ᑲᖑᐃᑦ ᒪᓐᓂᖏᑦ	Uluaguliit manniit	8	1											8
Duck eggs	ᒥᑏᑦ ᒪᓐᓂᖏᑦ	Tinmiat manniit		1											1
Arctic tern eggs	ᐃᒥᖅᑯᑕᐃᓚᐃᑦ ᒪᓐᓂᖏᑦ	Emitkutailat manniit		1											1
Black guillemot eggs	ᐱᑦᓯᐅᓛᑦ ᒪᓐᓂᖏᑦ	Black guillemot eggs		1											1
Arctic char	ᐃᖃᓗᒃᐲᑦ	Ikaliviit	11	7	5	3	2	6	2	1	1			4	19
Lake trout	ᐃᓱᕋᐃᑦ	Ikalukpik	2	1			2	3		1	1		2	7	14
Arctic grayling	ᓱᓗᒃᐸᐅᒐᐃᑦ	Hulupaugaq						1							1
Cod	ᐆᒐᐃᑦ	Ugak	1												1
Sculpin	ᑲᓇᔪᐃᑦ	Kanayuk	4	1											4
Mussels	ᐅᕕᓗᐃᑦ	Uviluvaloet	1		1										2

‡‡ No data are available corresponding to the harvest numbers shown in the harvest estimates table which were provided by DSD.

‡‡ ᑎᑎᕋᓯᒪᔪᓂᒃ ᐱᑕᖃᖅᑐᖅ ᐱᒃᔪᑎᓕᓐᓂᒃ ᐊᖑᔭᑦ ᖃᕋᐅᓂᖏᓐᓄᑦ ᐊᓚᒃᑲᐅᒪᔪᓄᑦ ᐊᖑᔭᓄᑦ ᓇᓚᐅᑦᓱᕈᑎᓂ ᑐᓂᔭᖏᓐᓂ ᐃᑯᐱᕐᕕᓕᕆᔨᑦ.

‡‡ Nahagauhimaitut titigakhimajunik pitman kanuk angujaukatakhimajunik kanukitunit pijaumajut ikupiktulikijinik.

TABLE/ᓇᓗᓇᐃᔭᐅᑦ/NAUNAIKUTA 643

Monthly harvest estimates
ᑕᕿᑕᒫᑦ ᐊᖑᔭᓄᑦ ᓇᓚᐅᑦᓵᕈᑏᑦ
Tatkiktamat nahaktauvaktun

Year 5 (June 2000 - May 2001)
ᐊᒻᕐᒍ 5 (ᔫᓂ 2000 - ᒪᐃ 2001)
Ukiunga 5 (June 2000 - May 2001)

Month/ᑕᕿᖓ/Tatkia			JUN ᔫᓂ	JUL ᔪᓚᐃ	AUG ᐊᐅᒻᒍᑎ	SEP ᓱᑎᒻᐱᓇ	OCT ᐅᑦᑐᐱᓇ	NOV ᓄᓇᒻᐱᓇ	DEC ᑏᕈᒻᐱᓇ	JAN ᒣᓐᓄᐊᓇ	FEB ᓈᕝᕗᐊᓇ	MAR ᒫᕋ	APR ᐃᑦᓇᓕ	MAY ᒪᐃ	Total ᑲᑎᑦᑐᒋᑦ Tamakiklugin ± 95% CI
Species	**ᐆᒪᔪᑦ**	**Umajuin**													
Caribou	ᑐᖑᐃᑦ	Tuktut	19	72	53	53	72	71	67	74	62	55	60	31	689 ± 70
Polar bear‡	ᓇᓄᐃᑦ‡	Nanuit‡						2	4						
Wolf	ᐊᒪᕈᐃᑦ	Amagut											1		1 ± 1
Arctic fox	ᑎᓇᒐᓐᓂᐊᑦ	Tigiganiat					2	44	158	65	37	70	29		405 ± 268
Arctic hare	ᐅᑲᓖᑦ	Ukalik								2					2 ± 2
Arctic ground squirrel	ᓱᒃᓱᑦ	Hikhik		2											2 ± 3
Ringed seal	ᓇᑦᓱᑦ	Natiinat		10	8	2	5			4	2	2	1	14	48 ± 12
Bearded seal	ᐅᒻᔪᐃᑦ	Ukyuk		1		2					1			3	7 ± 3
Beluga	ᖃᑯᑦᑕᑦ ᕿᓚᓗᒐᑦ	Kilalugak		4	8	8									20 ± 9
Geese (unspecified)	ᓂᑦᓖᑦ	Kanguk												15	15 ± 16
Snow goose	ᑲᖑᐃᑦ	Kanguq	10											2	12 ± 11
Canada goose	ᓂᑦᓖᑦ ᐅᓗᐊᒍᓖᑦ	Nikliknik	91											41	132 ± 91
Eider duck	ᒥᑏᑦ	Kingalik												1	1 ± 1
Goose eggs	ᑲᖑᐃᑦ ᒪᓐᓂᖏᑦ	Uluaguliit manniit	138												138 ± 201
Seagull eggs	ᓇᐅᔭᐃᑦ ᒪᓐᓂᖏᑦ	Nauyat manniit	6												6 ± 9
Arctic char	ᐃᖃᓗᒃᑲᑦ	Ikaliviit	161	140	86	41	103	373	82				1	19	1,006 ± 287
Lake trout	ᐃᓱᕋᐃᑦ	Ikalukpik	14	7	24	6						2	1	39	93 ± 27

‡ Polar bear data supplied by DSD.

‡ ᓇᓄᑦᓄᑦ ᑎᑎᕋᑦᑐᒪᔪᑦ ᑐᓂᔭᖏᑦ ᐅᑯᐊ ᐃᑯᐱᕐᕕᓕᕆᔨᑦ.

‡ Nanuin nahagaumajut pijauhimajut Ikupiktulikijinik.

TABLE/ᓇᓗᓇᐃᔭᐅᑦ/NAUNAIKUTA 644

Monthly hunter response — **Year 5 (June 2000 - May 2001)**

ᑕᕿᑖᒪᑦ ᐊᖑᓇᓱᒃᑏᑦ ᑭᐅᓂᖏᑦ — **ᐊᒻᕋᒍ 5 (ᔫᓂ 2000 - ᒪᐃ 2001)**

Tatkiktaman pijauhimajut angunahuktinun — **Ukiunga 5 (June 2000 - May 2001)**

Month/ᑕᕿᖓ/Tatkia			JUN ᔫᓂ	JUL ᔪᓚᐃ	AUG ᐊᐅᒻᒍᑎ	SEP ᓱᑎᒻᐱᓇ	OCT ᐅᑦᑐᐱᓇ	NOV ᓄᐃᒻᐱᓇ	DEC ᑏᓱᒻᐱᓇ	JAN ᒎᓐᓄᐊᓇ	FEB ᓈᕝᕗᐊᓇ	MAR ᒫᕐᓯ	APR ᐃᕐᓂᓕ	MAY ᒪᐃ	Total ᑲᑎᑦᑐᑭᑦ Tamakiklugin
Hunter Response Categories	ᐊᖑᓇᓱᒃᑏᑦ ᑭᐅᓂᖏᑦ ᐊᒻᒍᕐᓯᒪᓂᖏᑦ	**Angunahukpaktun Kiujait**													
Monthly hunter list	ᑕᕿᑖᒪᑦ ᐊᖑᓇᓱᒃᑏᑦ	Tatkitaman angunahuktut titigait	47	47	48	47	47	47	48	47	45	45	45	44	49*
Hunters interviewed	ᐊᖑᓇᓱᒃᑏᑦ ᐊᐱᕐᓱᕐᑕᑦ	Angunahuktin apikhuktan	29	32	39	39	37	38	20	35	36	36	36	36	39*
Harvested	ᐊᖑᓇᓱᒃᑐᒥᓃᑦ	Angujaujut	10	16	19	16	14	15	6	13	12	14	11	16	34*
Response Rate (%)	ᑭᐅᔪᑦ ᖃᕐᓯᐅᓂᖏᑦ (%)	Kiujut (%)	62	68	81	83	79	81	42	74	80	80	80	82	74**

* Hunters registered/interviewed/harvested at least once during the year.
** Mean monthly response rate.

* ᐊᖑᓇᓱᒃᑏᑦ ᐊᑎᓕᐅᕐᑕᐅᒪᔪᑦ/ᐊᐱᕐᓱᕐᑕᑦ/ᐊᖑᓇᓱᒃᑐᒥᓃᑦ ᐊᑕᐅᓯᐊᕐᓗᐊᕐᑐᑎᒃ ᐊᒻᕋᒥ.
** ᐊᒃᐅᑦᑎᓕᕐᑎᓯᒪᔪᑦ ᑕᕿᑖᒪᑦ ᑭᐅᔪᑦ.

* Angunahuktin atiliukhimajut/apikhiktaunikut/anguhimajut talvani ukiumi.
** Talvani angunahuknami kiujutaumajut.

TABLE/ᓇᓗᓇᐃᔭᐅᑦ/NAUNAIKUTA 645

Recall period between harvest and interview, expressed as % of total harvest records — **Year 5 (June 2000 - May 2001)**

ᐅᑎᕐᕕᐅᔪᑦ ᐊᑯᕐᖓᓂ ᐊᖑᓇᓱᒃᓂᖓᑕ ᐊᒻᒪᓗ ᐊᐱᕐᓱᕐᑕᐅᓂᖓᑕ, ᓇᓗᓇᐃᕐᑕᑦ ᐃᒫᒃ % ᑲᑎᑦᑐᑭᑦ ᐊᖑᓇᓱᒃᑕᑦ ᑎᑎᕐᑕᐅᒪᔪᑦ — **ᐊᒻᕋᒍ 5 (ᔫᓂ 2000 - ᒪᐃ 2001)**

Itkaumajaujut angunahuktunun apihijauvaktunutlu, kanuk amigaitiginit tamakiklugin angujauhimajut — **Ukiunga 5 (June 2000 - May 2001)**

Month/ᑕᕿᖓ/Tatkia			JUN ᔫᓂ	JUL ᔪᓚᐃ	AUG ᐊᐅᒻᒍᑎ	SEP ᓱᑎᒻᐱᓇ	OCT ᐅᑦᑐᐱᓇ	NOV ᓄᐃᒻᐱᓇ	DEC ᑏᓱᒻᐱᓇ	JAN ᒎᓐᓄᐊᓇ	FEB ᓈᕝᕗᐊᓇ	MAR ᒫᕐᓯ	APR ᐃᕐᓂᓕ	MAY ᒪᐃ	Total ᑲᑎᑦᑐᑭᑦ Tamakiklugin
Recall Period	ᐅᑎᕐᕕᐅᔪᑦ	**Pigiakvia**													
≤ 3 months	≤ 3 ᑕᕿᑦ	≤ tatkin pingahut	18	14	30	61	79	43	100	10	9	12	41	21	34
4-6 months	4-6 ᑕᕿᑦ	tatkin hitaman 6nut	59	38	30	18	0	0	0	10	17	88	59	79	33
> 6 months	> 6 ᑕᕿᑦ	> 6 tatkin	24	48	40	21	21	57	0	79	74	0	0	0	34

TABLE/ᓇᓗᓇᐃᔭᐅᑦ/NAUNAIKUTA 646

Number of hunters harvesting each species — **Year 5 (June 2000 - May 2001)**

ᖃᑦᓯᐅᓂᖏᑦ ᐊᖑᓇᓱᒃᑏᑦ ᐊᖑᓇᓱᒃᐸᑦᑐᑦ ᐊᑐᓂᒃ ᐆᒪᔪᕐᓂᒃ — **ᐊᒡᕐᒍ 5 (ᔫᓂ 2000 - ᒪᐃ 2001)**

Amigaitiginigin angunahukpaktun anguvaktaitlu kanugitugiagin — **Ukiunga 5 (June 2000 - May 2001)**

Month/ᑕᕝᕙᖓ/Tatkia			JUN ᔫᓂ	JUL ᔪᓚᐃ	AUG ᐊᐅᒡᒍᑎ	SEP ᓱᑎᒡᐱᕆ	OCT ᐅᑦᑐᐱᕆ	NOV ᓄᓇᒡᐱᕆ	DEC ᑏᓯᒡᐱᕆ	JAN ᒨᓐᓄᐊᕆ	FEB ᓈᕝᕗᐊᕆ	MAR ᒪᑦᓯ	APR ᐃᑦᓇᓕ	MAY ᒪᐃ	Total ᑲᑎᑦᑐᑦ Tamakiklugin
Species	**ᐆᒪᔪᑦ**	**Umajuin**													
Caribou	ᑐᒃᑐᐃᑦ	Tuktut	6	12	15	12	12	13	5	11	11	12	9	6	30
Polar bear#	ᓇᓄᐃᑦ#	Nanuit#	n/d	n/d	n/d	n/d	n/d	n/d	n/d	n/d	n/d	n/d	n/d	n/d	n/d
Wolf	ᐊᒪᕈᐃᑦ	Amagut											1		1
Arctic fox	ᑎᓇᒐᓐᓂᐊᑦ	Tigiganiat					2	2	2	4	2	3	2		8
Arctic hare	ᐅᑲᓖᑦ	Ukalik								1					1
Arctic ground squirrel	ᓱᒃᓱᑦ	Hikhik		1											1
Ringed seal	ᓇᑦᓱᑦ	Natiinat		3	5	1	2			2	1	1	1	4	11
Bearded seal	ᐅᒡᔪᐃᑦ	Ukyuk		1		2					1			1	5
Beluga	ᖃᑯᑦᑕᑦ ᕿᓚᓗᒐᑦ	Kilalugak		1	2	1									3
Geese (unspecified)	ᓂᑦᓖᑦ	Kanguk												1	1
Snow goose	ᑲᖑᐃᑦ	Kanguq	1											1	1
Canada goose	ᓂᑦᓖᑦ ᐅᓗᐊᒍᓖᑦ	Nikliknik	2											3	5
Eider duck	ᒥᑏᑦ	Kingalik												1	1
Goose eggs	ᑲᖑᐃᑦ ᒪᓐᓂᖏᑦ	Uluaguliit manniit	1												1
Seagull eggs	ᓇᐅᔭᐃᑦ ᒪᓐᓂᖏᑦ	Nauyat manniit	1												1
Arctic char	ᐃᖃᓗᒃᑏᑦ	Ikaliviit	3	4	3	3	2	4	1				1	3	13
Lake trout	ᐃᓱᖁᐃᑦ	Ikalukpik	1	1	3	2						1	1	7	12

No data are available corresponding to the harvest numbers shown in the harvest estimates table which were provided by DSD.

ᑎᑎᕋᓯᒪᔪᓂᒃ ᐱᑕᖃᖅᑐᖅ ᐱᔾᔪᑎᓕᓐᓂᒃ ᐊᖑᔭᑦ ᖃᑦᓯᐅᓂᖏᓐᓄᑦ ᐊᓚᒃᑲᐅᒪᔪᓄᑦ ᐊᖑᔭᓄᑦ ᓇᓚᐅᑦᓴᕈᑎᓂ ᑐᓂᔭᖏᓐᓂ ᐃᑯᐱᕐᓴᓕᓇᔨᑦ.

Nahagauhimaitut titigakhimajunik pitman kanuk angujaukatakhimajunik kanukitunit pijaumajut ikupiktulikijinik.

6.3.7

TABLE/ᓇᓗᓇᐃᔭᐅᑦ/NAUNAIKUTA 647

Annual harvest estimates and five-year mean — **All Years (June 1996 - May 2001)**

ᐊᒡᕐᒍᑕᒫᑦ ᐊᖑᔭᓄᑦ ᓇᓚᐅᑦᓴᕈᑏᑦ ᐊᒻᒪᓗ ᑕᓪᓕᒪᓄᑦ-ᐊᒡᕐᒍᓄᑦ ᐊᔾᔨᒌᓕᕐᑎᓯᒪᔪᑦ — **ᑕᒪᐃᓐᓄᑦ ᐊᒡᕐᒍᓄᑦ (ᓘᓂ 1996 - ᒪᐃ 2001)**

Aragutamat angujauvaktun tatlman araguit iluani — **Tamamik ukiuni (June 1996 - May 2001)**

Study Year/ᖃᐅᔨᓴᕐᓂᒃ ᐊᒡᕐᒍ/Ihivgiukimayut Ukiumi			1	2	3	4	5	Mean ᐊᔾᔨᒌᓕᕐᑎᓯᒪᔪᑦ Amigaitkiyait
			96/97	97/98	98/99	99/00	00/01	
Species	**ᐆᒪᔪᑦ**	**Umajuin**						
Caribou[1]	ᑐᒃᑐᐃᑦ[1]	Tuktut[1]	556	344	526	582	689	539
Musk-ox[2]	ᐅᒥᒃᒪᐃᑦ[2]	Umingmait[2]	1	0	2	3	0	1
Polar bear[3]	ᓇᓄᐃᑦ[3]	Nanuit[3]	12	12	14	13	4	11
Tundra grizzly	ᐊᒃᓚᐃᑦ	Akhait	1	0	0	0	0	<1
Wolf	ᐊᒪᕈᐃᑦ	Amagut	2	1	11	14	1	6
Arctic fox[4]	ᑎᓇᒐᓐᓂᐊᑦ[4]	Tigiganiat[4]	90	0	159	32	405	137
Wolverine	ᖃᕝᕕᑦ	Kalvik	0	1	0	0	0	<1
Arctic hare[5]	ᐅᑲᓖᑦ[5]	Ukalik[5]	28	0	0	1	2	6
Arctic ground squirrel	ᓱᒃᓱᑦ	Hikhik	0	0	5	0	2	1
Seals (unspecified)	ᓯᖅᑯᓖᑦ	Natiit	1	4	1	0	0	1
Ringed seal	ᓇᕐᓱᑦ	Natiinat	25	7	71	68	48	44
Bearded seal	ᐅᒡᔪᐃᑦ	Ukyuk	2	1	10	7	7	5
Harp seal[6]	ᖃᐃᕈᓖᑦ[6]	Qairulik[6]	1	26	1	0	0	6
Narwhal[7]	ᑑᒫᓖᑦ ᕿᓚᓗᒐᑦ[7]	Tuugaak[7]	0	0	0	4	0	1
Beluga[8]	ᖃᑯᑦᑕᑦ ᕿᓚᓗᒐᑦ[8]	Kilalugak[8]	11	7	78	85	20	40
Geese (unspecified)	ᓂᕐᓖᑦ	Kanguk	0	0	10	0	15	5
Snow goose	ᑲᖑᐃᑦ	Kanguq	25	9	116	65	12	45
Canada goose	ᓂᕐᓖᑦ ᐅᓗᐊᒍᓖᑦ	Nikliknik	21	18	100	145	132	83
White-fronted goose	ᓂᕐᓖᑦ	Nirlivik	0	0	2	0	0	<1
Eider duck[9]	ᒥᑏᑦ[9]	Kingalik[9]	0	0	0	0	1	<1
Tundra swan	ᖁᒃᔪᐃᑦ	Kukyuk	0	0	0	1	0	<1
Ptarmigan	ᐊᕿᒃᑏᑦ	Akilgik	10	0	17	16	0	9
Sandhill crane	ᑕᑎᒃᓯᔪᐊᑦ	Tatilgaq	0	0	0	2	0	<1
Goose eggs[10]	ᑲᖑᐃᑦ ᒪᓐᓂᖏᑦ[10]	Uluaguliit manniit[10]	0	0	97	368	138	121
Duck eggs[10]	ᒥᑏᑦ ᒪᓐᓂᖏᑦ[10]	Tinmiat manniit[10]	0	0	0	7	0	1
Arctic tern eggs[10]	ᐃᒥᖅᑯᑕᐃᓚᐃᑦ ᒪᓐᓂᖏᑦ[10]	Emitkutailat manniit[10]	0	0	0	12	0	2
Seagull eggs[10]	ᓇᐅᔭᐃᑦ ᒪᓐᓂᖏᑦ[10]	Nauyat manniit[10]	0	0	0	0	6	1
Black guillemot eggs[10]	ᐱᑦᓯᐅᓛᑦ ᒪᓐᓂᖏᑦ[10]	Black guillemot eggs[10]	0	0	0	8	0	2
Arctic char[11]	ᐃᖃᓗᒃᐲᑦ[11]	Ikaliviit[11]	1,494	114	1,408	2,093	1,006	1,223
Lake trout	ᐃᓱᖁᐃᑦ	Ikalukpik	181	69	241	207	93	158
Arctic grayling[12]	ᓱᓗᒃᐸᐅᒐᐃᑦ[12]	Hulupaugaq[12]	1	0	0	1	0	<1
Whitefish[13]	ᑲᕕᓯᓖᑦ[13]	Kapihiliit[13]	1	163	0	0	0	33
Cod[14]	ᐆᒪᐃᑦ[14]	Ugak[14]	0	0	5	2	0	1
Sculpin	ᑲᓇᔪᐃᑦ	Kanayuk	6	0	7	17	0	6
Mussels[15]	ᐅᕕᓗᐃᑦ[15]	Uviluvaloet[15]	0	0	0	372	0	74

[1-15]: See page 772 for community feedback and other sources of data.

[1-15]: ᑕᑯᒍᒃ ᒪᐸᕐᑐᒐᖅ 774 ᓄᓇᓖᑦ ᑭᐅᔪᑎᕐᑦ ᐊᒻᒪᓗ ᐊᓯᕐᑦ ᐱᒃᕕᐅᔪᑦ ᓈᒐᐅᑎᓂᒃ.

[1-15]: Takulugu makpigaak 776 nunanit kiutjutinganik ovalo aalanik naunaiyautainik.

TABLE/ᓇᓗᓇᐃᔭᐅᑦ/NAUNAIKUTA 648

Annual hunter response — **All Years (June 1996 - May 2001)**

ᐊᒡᕐᒍᑕᒫᑦ ᐊᖑᓇᓱᒃᑏᑦ ᑭᐅᓂᖏᑦ — **ᑕᒪᐃᓐᓄᑦ ᐊᒡᕐᒍᓄᑦ (ᔫᓂ 1996 - ᒪᐃ 2001)**

Angujauvaktu — **Tamamik ukiuni (June 1996 - May 2001)**

Study Year/ᖃᐅᔨᓴᕐᕕᒃ ᐊᒡᕐᒍ/Ihivgiukimayut Ukiumi			1 96/97	2 97/98	3 98/99	4 99/00	5 00/01	Total ᑲᑎᑦᑐᑦ Tamakiklugin
Hunter Response Categories	**ᐊᖑᓇᓱᒃᑏᑦ ᑭᐅᓂᖏᑦ ᐊᒡᔪᓯᒪᓂᖏᑦ**	**Angunahukpaktun Kiujait**						
Monthly hunter list	ᑕᕿᑕᒫᑦ ᐊᖑᓇᓱᒃᑏᑦ	Tatkitaman angunahuktut titigait	50	50	47	50	49	61*
Hunters interviewed	ᐊᖑᓇᓱᒃᑏᑦ ᐊᐱᕐᓱᕐᑕᑦ	Angunahuktin apikhuktan	46	43	43	42	39	52*
Harvested	ᐊᖑᓇᓱᒃᑐᒥᓃᑦ	Angujaujut	41	32	37	39	34	50*
Response Rate (%)	ᑭᐅᔪ ᖃᑦᓱᐅᓂᖏᑦ (%)	Kiujut (%)	79	87	88	74	74	80**

* Hunters registered/interviewed/harvested at least once during the study.
** Mean annual response rate.

* ᐊᖑᓇᓱᒃᑏᑦ ᐊᑎᓕᐅᑦᑕᐅᒪᔪᑦ/ᐊᐱᕐᓱᕐᑕᑦ/ᐊᖑᓇᓱᒃᑐᒥᓃᑦ ᐊᑕᐅᓯᐊᕐᓗᐊᑦᑐᑎᒃ ᐊᒡᕐᒍᒥ.
** ᐊᔾᔨᒌᓕᑎᓯᒪᔪᑦ ᑕᕿᑕᒫᑦ ᑭᐅᔪᑦ.

* Angunahuktin atiliukhimajut/apikhiktaunikut/anguhimajut talvani ukiumi.
** Talvani angunahuknami kiujutaumajut.

6.3.7

TABLE/ᓇᓗᓇᐃᔭᐅᑦ/NAUNAIKUTA 649

Recall period between harvest and interview, expressed as % of total harvest records — **All Years (June 1996 - May 2001)**

ᐅᑎᕐᕕᐅᔪᑦ ᐊᑯᕐᖓᓂ ᐊᖑᓇᓱᓐᓂᖓᑕ ᐊᒻᒪᓗ ᐊᐱᕐᓱᕐᑕᐅᓂᖓᑕ, ᓇᓗᓇᐃᕐᑕᑦ ᐃᒫᒃ % ᑲᑎᑦᑐᑦ ᐊᖑᓇᓱᒃᑕᑦ ᑎᑎᕐᕐᑕᐅᒪᔪᑦ — **ᑕᒪᐃᓐᓄᑦ ᐊᒡᕐᒍᓄᑦ (ᔫᓂ 1996 - ᒪᐃ 2001)**

Angunahuktin apikhuktaujut, iluakhagaujutl % tamakiklugit angujauhimajut umajut — **Tamamik ukiuni (June 1996 - May 2001)**

Study Year/ᖃᐅᔨᓴᕐᕕᒃ ᐊᒡᕐᒍ/Ihivgiukimayut Ukiumi			1 96/97	2 97/98	3 98/99	4 99/00	5 00/01	Total ᑲᑎᑦᑐᑦ Tamakiklugin
Recall Period	**ᐅᑎᕐᕕᐅᔪᑦ**	**Pigiakvia**						
≤ 3 months	≤ 3 ᑕᕿᑦ	≤ tatkin pingahut	98	68	28	38	34	55
4-6 months	4-6 ᑕᕿᑦ	tatkin hitaman 6nut	2	2	31	24	33	18
> 6 months	> 6 ᑕᕿᑦ	> 6 tatkin	0	29	41	38	34	27

TABLE/ᓇᓗᓇᐃᔭᐅᑦ/NAUNAIKUTA 650

Number of hunters harvesting each species

ᖃᑦᓯᐅᓂᖏᑦ ᐊᖑᓇᓱᒃᑏᑦ ᐊᖑᓇᓱᒃᐸᑦᑐᑦ ᐊᑐᓂᒃ ᐆᒪᔪᕐᓂᒃ

Angunahuktin angutivaktun umajunik

All Years (June 1996 - May 2001)

ᑕᒪᐃᓐᓄᑦ ᐊᒡᕐᒍᓄᑦ (ᔫᓂ 1996 - ᒪᐃ 2001)

Tamamik ukiuni (June 1996 - May 2001)

Study Year/ᖃᐅᔨᓴᕐᕕᒃ ᐊᒡᕐᒍ/Ihivgiukimayut Ukiumi			1	2	3	4	5	Total ᑲᑎᑦᑐᑦ Tamakiklugin
			96/97	97/98	98/99	99/00	00/01	
Species	**ᐆᒪᔪᑦ**	**Umajuin**						
Caribou	ᑐᒃᑐᐃᑦ	Tuktut	39	30	33	35	30	49
Musk-ox	ᐅᒥᒃᒪᐃᑦ	Umingmait	1		1	2		4
Polar bear‡	ᓇᓄᐃᑦ‡	Nanuit‡	n/d	n/d	n/d	n/d	n/d	n/d
Tundra grizzly	ᐊᒃᓚᐃᑦ	Akhait	1					1
Wolf	ᐊᒪᕈᐃᑦ	Amagut	2	1	4	3	1	7
Arctic fox	ᑎᓇᒐᓐᓂᐊᑦ	Tigiganiat	5		2	2	8	13
Wolverine	ᖃᑉᕕᑦ	Kalvik		1				1
Arctic hare	ᐅᑲᓖᑦ	Ukalik	5			1	1	7
Arctic ground squirrel	ᓱᒃᓱᑦ	Hikhik			1		1	2
Seals (unspecified)	ᓱᖅᑯᓖᑦ	Natiit	1	2	1			4
Ringed seal	ᓇᑦᓱᑦ	Natiinat	12	3	10	12	11	26
Bearded seal	ᐅᒡᔪᐃᑦ	Ukyuk	2	1	3	4	5	13
Harp seal	ᖃᐃᕈᓖᑦ	Qairulik	1	5	1			6
Narwhal	ᑑᒫᓖᑦ ᕿᓚᓗᒐᑦ	Tuugaak				1		1
Beluga	ᖃᑯᑦᑕᑦ ᕿᓚᓗᒐᑦ	Kilalugak	7	4	8	6	3	18
Geese (unspecified)	ᓂᑦᓖᑦ	Kanguk			1		1	2
Snow goose	ᑲᖑᐃᑦ	Kanguq	3	3	7	4	1	12
Canada goose	ᓂᑦᓖᑦ ᐅᓗᐊᒍᓖᑦ	Nikliknik	1	4	11	11	5	23
White-fronted goose	ᓂᑦᓖᑦ	Nirlivik			1			1
Eider duck	ᒥᑏᑦ	Kingalik					1	1
Tundra swan	ᖁᒡᔪᐃᑦ	Kukyuk				1		1
Ptarmigan	ᐊᕿᒻᒪᑏᑦ	Akilgik	3		3	3		6
Sandhill crane	ᑕᑎᒡᒐᕐᔪᐊᑦ	Tatilgaq				1		1
Goose eggs	ᑲᖑᐃᑦ ᒪᓐᓂᖏᑦ	Uluaguliit manniit			2	8	1	9
Duck eggs	ᒥᑏᑦ ᒪᓐᓂᖏᑦ	Tinmiat manniit				1		1
Arctic tern eggs	ᐃᒥᖅᑯᑕᐃᓚᐃᑦ ᒪᓐᓂᖏᑦ	Emitkutailat manniit				1		1
Seagull eggs	ᓇᐅᔭᐃᑦ ᒪᓐᓂᖏᑦ	Nauyat manniit					1	1
Black guillemot eggs	ᐱᑦᓯᐅᓛᑦ ᒪᓐᓂᖏᑦ	Black guillemot eggs				1		1
Arctic char	ᐃᖃᓗᒃᐲᑦ	Ikaliviit	22	5	19	19	13	39
Lake trout	ᐃᓱᒋᑦᑐᑦ	Ikalukpik	6	7	17	14	12	27
Arctic grayling	ᓱᓗᒃᐸᐅᒐᐃᑦ	Hulupaugaq	1			1		2
Whitefish	ᑲᕕᓯᓖᑦ	Kapihiliit	1	2				3
Cod	ᐆᒐᐃᑦ	Ugak			1	1		2
Sculpin	ᑲᓇᔪᐃᑦ	Kanayuk	1		2	4		6
Mussels	ᐅᕕᓗᐃᑦ	Uviluvaloet				2		2

‡ No data are available corresponding to the harvest numbers shown in the harvest estimates table which were provided by DSD.

‡ ᑎᑎᕋᓯᒪᔪᓂᒃ ᐱᑕᖃᖅᑐᖅ ᐱᔾᔪᑎᓐᓂᒃ ᐊᖑᔭᑦ ᖃᑦᓯᐅᓂᖏᓐᓄᑦ ᐊᓚᒃᑲᐅᒪᔪᓄᑦ ᐊᖑᔭᓄᑦ ᓇᓚᐅᑦᕐᑯᑎᓂ ᑐᓂᔭᖏᓐᓂ ᐃᑯᐱᕐᕕᓕᕆᔨᑦ.

‡ Nahagauhimaitut titigakhimajunik pitman kanuk angujaukatakhimajunik kanukitunit pijaumajut ikupiktulikijinik.

6.3.7 Community Results Discussion: Whale Cove

The survey frame:

An assessment of under-enumeration during the community visit revealed that there were approximately 45 hunters who were not registered in the Harvest Study. Forty-four of these were Inuit, all occasional hunters, while one was a non-Inuit with assigned hunting rights, also an occasional hunter. Many of the unregistered hunters were women. As discussed in Section 5.2.1 the effect of this under-enumeration would have led to a downward bias of the harvest estimates. Given that these unregistered hunters represent 42 percent of the total hunter population (Table 10) the effect of this bias on harvest estimates is likely very significant and could have caused an under-estimation of the community harvest of up to about 40%. Harvest estimates for the unregistered hunters can be estimated using mean harvest quantities for each species by strata. However, these estimates, having their own sources of error and bias, are beyond the scope of this Final Report. Readers may apply to NWMB to obtain the results of these calculations.

Due to the relatively small number of intensive hunters registered in Whale Cove, the intensive classification was joined with the active classification for the purpose of calculating harvest estimates.

Survey coverage and non-response bias:

Overall response rates for hunters from Whale Cove were good in most years of the Harvest Study. There were select months in each year where rates did decline which can be seen in the response rate tables. However, when response rates were calculated separately for the occasional and active hunters, rates were found to be low for the active classification in the last two years of the study. Although rates rarely fell below 50%, readers should consider this information when using harvest estimates from years 4 and 5.

As seen in Table 9 the consistent intentional non-response rate in Whale Cove was moderate, at 4.9%, and there is some potential for non-response bias as a result. Given this and the low response rates particularly of active hunters in final two years of the study, the potential for both sampling error and non-response bias is high in some months of the study and appropriate cautions should be used with these data.

Measurement issues and response error:

It was reported during the community consultations that some harvests, such as eggs and mussels were under-reported. Further details are provided in the community feedback and other sources of data section below. Section 5.4 also contains a thorough discussion of this issue.

As seen in the recall period tables, during the first year of the study the vast majority of the harvest records were collected within three months of the harvest. However, as the study progressed, recall periods became much longer as seen by the high percentage of records collected at least six months beyond the harvest date. This calls into question the ability of hunters to accurately remember what they had harvested and may have resulted in some measurement error.

As is discussed in the comments relating to arctic char, below, some char harvests were sold to the fish plant in Rankin Inlet throughout the study. It is felt that many of these commercial harvests were reported and would be included in the harvest estimates contained in the data tables.

Community feedback and other sources of data:

1. **Caribou:** Caribou harvesting consisted of barren-ground caribou. Harvest estimates seem accurate (C.F.).
2. **Musk-ox:** The community had an annual quota of 5 animals, but not all were taken each year. However, hunters did recall that at least 2 were harvested in year 5, indicating that although none were reported some were likely harvested (C.F.).
3. **Polar bear:** Numbers displayed are not estimates but confirmed harvest numbers supplied by DSD (DSD PB).
4. **Arctic fox:** No arctic fox harvests were reported in year 2; however hunters report that foxes were harvested each year (C.F.).
5. **Arctic hare:** The higher harvest estimate in year 1 was likely due to a contest held that year (C.F.).
6. **Harp seal:** Hunters reported that they take approximately 1 to 2 per year and that the harvest estimate in year 2 seems too high (C.F.).
7. **Narwhal:** DFO reports the following harvest numbers for narwhal (note that DFO data are based on fiscal years, whereas Harvest Study data are based on harvest years that run from June to May) (DFO N/B):

96/97	97/98	98/99	99/00	00/01
0	1	0	2	0

8 **Beluga:** Hunters reported that they recall more harvesting in years 3 and 4 and that they suspected that harvest estimates are in the right range. They also stated that fewer were harvested in year 5 because of an over-harvest in the previous years (C.F.). DFO reports the following harvest numbers for beluga (note that DFO data are based on fiscal years, whereas Harvest Study data are based on harvest years that run from June to May) (DFO N/B):

96/97	97/98	98/99	99/00	00/01
35	20	25	n/d	20

9 **Eider duck:** Although few are harvested around the community it was reported that estimates should have been a little higher (C.F.).

10 **Eggs:** Eggs are collected every year. Although there were no eggs reported in years 1 and 2, many were harvested. Most of the eggs are gathered by women (C.F.). Many of the women of Whale Cove were not registered in the Harvest Study which may account for the low estimates. Hunters also reported that many hunters did not realize they were to report their egg harvests. Eggs that are gathered in the Whale Cove area are as follows (the HTO Board also provided an estimate of the numbers harvested annually): *Goose eggs:* The year 4 and 5 estimates seem to be in the right range. *Duck eggs:* The year 4 estimate is in the right range, few are harvested. *Seagull eggs:* Approximately 50 or so are taken each year. *Arctic tern eggs:* Approximately 10-12 are harvested annually. *Black guillemot eggs:* Approximately 50 or so are taken each year (C.F.).

11 **Arctic char:** The harvest estimate in year 2 seems low. The HTO Board reported that hunters did sell some of their catch to the fish plant in Rankin Inlet. Harvest estimates may contain some of these commercially sold fish (C.F.).

12 **Arctic grayling:** Harvest estimates seem much too low. They are often caught when jigging for other fish (C.F.).

13 **Whitefish:** Harvest estimates seem accurate. They are generally not harvested much. In year 2 a training program run by the school may have resulted in the higher catch that year (C.F.).

14 **Cod:** Harvest estimates appear low. Several families fish for cod and estimates of about 100 per year would be more realistic (C.F.).

15 **Mussels:** Most hunters did not know they had to report mussels so much of the harvest was not recorded. Many people harvest mussels and one person can collect over 300 in one day alone. Estimates should be in the 1000's (C.F.).

6.3.7 ᓄᓇᓕᓐᓂ ᓴᖅᑭᑕᐅᔪᓂᒃ ᐅᖃᖃᑎᒌᕈᑎᑦ: ᑎᑭᕋᕐᔪᐊᖅ

ᖃᐅᔨᓴᓂᐅᑉ ᐊᖅᑭᐅᒪᓂᖓ:

ᕿᒥᕐᕈᓂᖃᖅᑎᓪᓗᒍ ᐊᑎᓕᐅᓐᖏᓗᐊᖅᐸᑦᑐᑦ ᒥᑦᓵᓅᓕᖓᔪᓂᒃ ᖃᐅᔨᓚᐅᖅᑐᑦ ᓄᓇᓕᐅᔪᒥ 45 ᒥᑦᓵᓃᐸᓗᑦᑐᑦ ᐊᖑᓇᓱᒃᑎᑦ ᐊᑎᓕᐅᖅᓯᒪᖃᑕᐅᓚᐅᖏᒻᒪᑕ ᖃᐅᔨᓴᓐᓂᕐᒧᑦ. ᑖᒃᑯᓐᖓᑦ 44ᖑᓚᐅᖅᑐᑦ ᐃᓄᐃᑦ, ᑕᒪᕆᒃ ᐊᓯᕙᓚᐅᖅᐸᑦᑑᓪᓗᑎᒃ, ᐃᓚᖓᑦ ᐃᓅᓐᖏᒐᓗᐊᖅᑎᓪᓗᒍ ᑐᓂᓯᕕᐅᓯᒪᔪᖅ ᐱᔪᓐᓇᐅᒻᒥᒃ, ᐊᓯᕙᓚᐅᖅᐸᑦᑑᓪᓗᓂᑦᑕᐅᖅ. ᐊᒥᓱᑦ ᐊᑎᓕᐅᖅᓯᒪᖃᑕᐅᓐᖏᑦᑐᑦ ᐊᕐᓇᐅᓚᐅᖅᑐᑦ. ᐅᖃᐅᓯᐅᖅᑲᐅᒻᒪᑦ ᓈᓴᐅᑎᒥ 5.2.1 ᑕᑯᕐᓇ ᐊᑎᓕᐅᓇᓱᒪᓐᖏᓗᐊᓐᓂᖑᑦ ᐊᑦᑎᕙᓪᓕᐊᕈᑕᐅᖅᑰᕐᔨᒐᔭᕐᒪᑦ ᐱᔭᐅᕙᑦᑐᑦ ᖃᑦᓯᐅᕙᓐᖏᓐᓂᒃ. ᐃᓱᒪᒋᓪᓗᒋᑦ 42%ᖏᑦ ᐃᓄᕐᑯᑎᒋᔭᐅᔪᓂ ᐊᑎᓕᐅᖅᓯᒪᖏᑦᑐᑦ (ᓇᓕᖅᑲᒥ 10) ᐃᓚᓕᐅᓇᓐᖏᓗᐊᕐᓂᖅ ᐱᓪᓗᒍ ᖃᑦᓯᑦ ᐆᒪᔪᖅᑕᐅᕙᑦᑑᑦ ᐱᓪᓗᒋᑦ ᐊᔾᔨᓪᓗᐊᖃᓪᓚᐅᕙᓪᓚᐃᔪᖅ ᐊᒻᒪᓗ ᒥᑦᓴᐅᓯᓐᖏᓗᐊᕈᑕᐅᖅᑰᕐᓂᖅᑐᓂ ᖃᑦᓯᐅᓂᖏᓐᓂᒃ ᓄᓇᓕᒻᒥᐅᓄᑦ ᐆᒪᔪᖅᑕᐅᔪᓂᒃ 40%ᖓᓂᒃ. ᖃᑦᓯᐅᐸᓗᓐᓂᖏᑦ ᐱᔭᐅᓯᒪᔪᑦ ᐊᑎᓕᐅᖅᓯᒪᖃᑕᐅᖏᑦᑐᓄᑦ ᒥᑦᓴᐅᑕᐅᓇᓱᒍᓐᖅᑐᑦ ᐊᑐᕐᓗᑎᒃ ᐆᒪᔪᖅᑕᐅᕙᑦᑑᐃᑦ ᖃᑦᓯᐅᓂᖏᓐᓂᒃ ᐊᑐᓂᑦ ᓂᕐᔪᑎᓄᑦ ᐊᒡᒍᖅᓯᒪᓂᖏᑎᒍᑦ. ᑭᓯᐊᓂ, ᑕᒪᒃᑯᐊ ᓈᓴᐅᑎᑦ, ᐃᒻᒥᒍᑦ ᑕᒻᒪᖅᓯᒪᐅᔪᖃᕐᓗᐊᓇᓪᓗᑎᒃ ᐃᓚᓕᐅᓇᓐᖏᓗᐊᕐᑎᑦᑐᓪᓗ, ᐱᔭᓇᑐᓗᐊᕐᒪᑕ ᐅᑯᓄᖓ ᑭᖑᓪᓕᓐᖅᓯᐅᑎᐅᒧᓄᑦ. ᐅᖃᓕᒫᖅᑐᑦ ᑐᑦᓯᕋᕈᖑᖅᑐᑦ ᐆᒪᔪᓕᓇᓕᔾᔪᐊᖃᖑᖅᑐᓂᒃ ᓴᖅᑭᑕᐅᓯᒪᔪᓂᒃ ᓈᓴᖅᑕᐅᓯᒪᔪᓂᒃ ᑕᒪᒃᑯᓐᖓᑦ.

ᐅᓄᓗᐊᖏᓐᖏᓐᓄᑦ ᐊᖑᓇᓱᐃᓐᓇᑦᑐᐃᑦ ᐊᒃᓯᒃᑲᓪᓚᒃ ᐊᑎᖃᖃᑕᐅᔪᓂ ᑎᑭᕋᕐᔪᐊᕐᒥ, ᑲᑎᑕᐅᓚᐅᖅᑐᑦ ᐊᒃᓯᒃᑲᓪᓚᐅᓂᕋᖅᑕᐅᔪᑦ ᐊᒻᒪᓗ ᑕᒫᕐᓂᕋᖅᑕᐅᔪᑦ ᓈᓴᖅᑕᐅᔪᓐᓇᕐᑑᓪᓗᑦ ᐆᒪᔪᖅᑕᐅᑦᑐᐃᑦ ᖃᑦᓯᐅᓂᖏᑦ.

6.3.7

ᖃᐅᔨᓴᖅᑕᐅᔪᑦ ᐊᒻᒪ ᐃᓚᓕᐅᓇᓴᐅᑦᖏᑦᑐᑦ ᑭᐅᓐᖏᑦᑐᑦ:

ᑕᒪᐃᒍᑦ ᑭᐅᑎᒋᑦᓐᖏᑦ ᐊᖑᓇᓱᑦᑎᐅᔪᑦ ᑎᑭᕋᕐᔪᐊᕐᒥ ᓈᒻᒪᑦᑐᓚᐅᖅᑐᑦ ᑕᒪᐃᓐᓂᒃᓴᒃ ᐅᑭᐅᖑᔪᓂ ᖃᐅᔨᓴᓂᖃᖅᑎᓪᓗᒍ. ᑕᖅᑭᑦ ᓇᓕᖏᓐᓂ ᐊᕐᖑᒫᑦ ᑲᑕᔾᔪᒥᓯᒪᕝᕕᐅᕐᒥᔪᑦ ᑭᐅᕝᑐᐃᑦ ᑕᑯᔪᓐᓇᖅᑐᓯᐅᒃ ᑭᐅᕝᑎᒋᓂᖏᓐᓄᑦ ᓇᓕᖅᑲᐅᔪᓂ. ᑭᓯᐊᓂ, ᑭᐅᕝᑎᒋᓂᖏᑦ ᓈᓴᖅᑕᐅᓕᕐᒥᒃ ᐃᒻᒥᒍᑦ ᖃᑯᑎᒃᑯᑦ ᐆᒪᔪᖅᓯᐅᖅᑐᓂᑦ ᑕᒫᓗᓪᓗ, ᖁᑦᑎᓐᖏᑦ ᐊᑦᑎᓗᐊᕋᓯᒋᔭᐅᓚᐅᖅᑐᑦ ᐆᒪᔪᕋᓯᓐᖏᕐᖅᑕᐅᕝᑐᓄᑦ ᑕᒫᓗᒃ ᐅᑭᐅᑦ ᒪᕿᒃ ᑭᖑᓪᓕᖅᐹᖏᓐᓂ ᖃᐅᔨᓴᓐᓂᕐᒥ. ᖁᑦᑎᓐᖏᑦ ᑲᑕᔾᔪᒥᓯᒪᕝᕕᓗᐊᖅᑐᓂᒃ ᐅᑭᐅᖏᓐᓂ 4 ᐊᒻᒪᓗ 5.

ᑕᑯᓪᓗᒋᑦ ᓇᓕᖅᑲᒦᑦᑐᑦ 9 ᐱᔭᓇᓗᑎᒃ ᑭᐅᑦᓴᐃᓐᓇᖅᐸᖏᑦᑐᑦ ᑎᑭᕋᕐᔪᐊᕐᒥ ᖃᓄᐃᓗᐊᓚᐅᖏᑦᑐᑦ, ᑕᒫᓂ 4.9%ᒦᑦᑐᑎᒃ, ᐃᓚᖓᓂ ᑭᐅᕝᓐᖏᑦᑐᓂᒃ ᐃᓚᓕᐅᓇᓐᖏᓗᐊᑐᐃᓐᓇᓇᖅᑲᖅᑐᓂ. ᑕᒪᓐᓇ ᐱᓪᓗᒍ ᐊᒻᒪᓗ ᐅᓄᓗᐊᖏᓐᓂᖏᓐᓄᑦ ᑭᐅᕝᑐᐃᑦ ᐆᒪᔪᕋᓯᐸᑦᑐᓄᑦ ᑕᒫᓗᒃ ᐅᑭᐅᑦ ᒪᕿᒃ ᑭᖑᓪᓕᖅᐹᖏᓐᓂ, ᑕᒻᒪᖅᓯᒪᐅᖅᑐᖅᑐᐃᓐᓇᓇᖅᑲᖅᑐᓂ. ᑕᒪᓐᓇ ᐱᓪᓗᒍ ᐊᒻᒪᓗ ᐅᓄᓗᐊᖏᓐᓂᖏᓐᓄᑦ ᑭᐅᕝᑐᐃᑦ ᐊᒃᓯᓪᓗᐊᑲᓚᐅᔪᖅ ᑕᖅᑭᑦ ᐃᓚᖓᓂ ᑕᐃᒪᐃᒻᒪᓪᓗ ᐅᔾᔨᓇᔭᐅᑦᑎᐊᖅᑐᑦᓴᐅᕐᑦ ᑕᒪᒃᑯᐊ ᐊᓪᓚᐅᓯᒪᔪᐃᑦ ᐊᑐᖅᑕᐅᓂᐊᕈᑎᒃ.

ᓱᖅᑯᐃᖅᓯᔾᔪᑎᓅᓕᖓᔪᑦ ᐊᒻᒪ ᑭᐅᔾᔪᑎᑦ ᑕᒻᒪᖅᓯᒪᐅᖅᑐᑦ:

ᐃᖅᑲᖅᓴᖅᑕᒥᑕ ᐊᑯᓂᐅᑎᒋᓂᖏᓐᓄᑦ ᓇᓕᖅᑲᐃᑦ ᑕᑯᓪᓗᒋᑦ ᖃᐅᔨᓴᕐᓂᖃᓇᐊᓯᑎᓪᓗᒍ ᐅᑭᐅᒥ ᐅᓄᕐᓂᖅᓴᒻᒪᓇᑦ ᐆᒪᔪᖅᑕᒥᓂᕐᓄᑦ ᐊᓪᓚᐅᓯᒪᔪᐃᑦ ᓄᐊᑕᐅᖃᑦᑕᕐᓂᑯᔪᑦ ᑕᖅᑭᑦ ᐱᖓᓱᑦ ᑐᖓᒍᑦ ᐆᒪᔪᓚᐅᖅᑐᒥᓂᐅᑎᓪᓗᒋᑦ. ᑭᓯᐊᓂ, ᐱᓕᓪᓕᐊᓂᖓᓂ ᖃᐅᔨᓴᕐᓂᖅ, ᐃᖅᑲᖅᓴᓇᐊᖅᖃᐸᑦᑐᓄᑦ ᓯᕕᑐᑎᒋᓂᖏᑦ ᐊᑯᓂᐅᓂᖅᓴᐅᓕᓚᐅᖅᑐᑦ ᑕᑯᑐᐃᓐᓇᖅᑐᒥᑦ ᐅᓄᖅᑐᑲᓪᓚᐅᓕᓐᓂᖏᑦ ᓄᐊᑕᐅᓯᒪᔪᐃᑦ ᑕᖅᑭᑦ ᐊᕐᕕᓂᓕᑦ ᐊᓂᒍᖅᓯᒪᓕᖅᑎᓪᓗᒋᑦ ᐆᒪᔪᓚᐅᖅᓯᒪᑎᓪᓗᒋᑦ. ᑕᒪᓐᓇ ᑲᖏᒃᓴᒋᑕᐅᓯᕗᖅ ᐊᖑᓇᓱᑦᑎᑦ ᐃᖅᑲᐅᒪᔪᓐᓇᑦᑎᐊᖅᐸᓚ-ᐅᓇᒃᓴᖏᓐᓂᒃ ᐆᒪᔪᖅᑕᒥᓂᕐᒥᓂᒃ ᐊᒻᒪ ᐃᓚᖓᓂᒃ ᓱᖅᑯᐃᖅᑕᐅᓇᓱᑦᑐᓄᑦ ᑕᒻᒪᒋᑕᐅᓕᖅᑐᓂ.

ᒪᓕᒃᑐᒋᑦ ᐅᖃᐅᓯᐅᓯᒪᔪᑦ ᐃᖃᓗᐃᑦ ᐱᓪᓗᒋᑦ ᐊᑎᑦᑎᖓ ᐃᓚᖏᑦ ᓂᐅᕐᒋᑕᐅᓕᑦᑐᒥᓂᐅᕗᑦ ᐃᖃᓗᓕᓇᕝᕕᖓᒍᑦ ᑲᖏᖅᓱᓂᕐᒥ ᖃᐅᔨᓴᕐᓂᖃᕐᓂᓚᒫᖓᓂ. ᐃᓱᒪᒋᔭᐅᓯᒪᔪᖅ ᑕᒪᒃᑯᐊ ᐅᓄᖅᑐᑦ ᓂᐅᕐᒋᑎᑦᓴᐅᓗᑎᒃ ᐃᖃᓗᒃᑕᐅᔪᒥᓂᑦ ᐅᖃᐅᓯᐅᕝᕕᓚᐅᖏᑦᑐᑦ ᐊᒻᒪᓗ ᐃᓚᖃᓯᐅᑎᔭᐅᑕᔭᖅᑐᑦ ᐃᖃᓗᒃᑕᐅᕝᕕᑦᑐᑦ ᓈᓴᖅᑕᐅᕝᕕᖓᒍᓐᓄᑦ ᓇᓕᖅᑳᓐᑦᑐᓂ.

ᓄᓇᓕᓐᓂ ᑭᐅᒍᑎᐅᔪᑦ ᐊᒻᒪᓗ ᐊᓯᖏᑦ ᑐᑭᓯᓯᐊᖃᕐᓂᐅᔪᑦ:

1. **ᑐᒃᑐᑦ:** ᑐᒃᑐᑕᐅᕝᕕᑦᑐᑦ ᓇᑦᖅᑐᖃᖏᑦᑐᒥᐅᒃ. ᑐᑦᑐᐃᑦ ᖃᑦᓯᑦ ᐱᔭᐅᕝᕕᖓᑦ ᓇᓛᓐᑦᑑᔭᖅᑐᑦ (C.F.).
2. **ᐅᒥᖓᐃᑦ:** ᓄᓇᓕ ᑰᑕᖃᓚᐅᖅᑐᑦ ᑕᓪᓕᒪᓂᒃ 5 ᐊᕐᕌᒍᑕᒫᑦ, ᑭᓯᐊᓂ ᐱᔭᐅᑦᑕᐃᓐᓇᖅᐸᓚᐅᖏᑦᑐᑦ ᐅᑭᐅᑕᒫᑦ. ᑭᓯᐊᓂᓗ ᐊᖑᓇᓱᑦᑎᑦ ᐃᖅᑲᐅᒪᓂᕋᓚᐅᖅᑐᑦ ᐅᑭᐅᑦ ᑕᓪᓕᒪᖓᓂ ᒪᕿᓐᓂᒃ 2 ᐅᒥᖓᒃᑯᖃᓚᐅᕐᓂᖓᓂ, ᑕᑯᑎᑦᓯᒍᑕᐅᓪᓗᓂ ᐅᖃᐅᓯᐅᕝᕕᖅᑳᓐᖏᒃᑲᓗᐊᖅᑐᑎᒃ ᐱᔭᐅᓚᐅᖅᐸᑦᑐᓴᐅᔪᒥᓂᐅᓂᖏᓐᓂᒃ (C.F.).
3. **ᓇᓄᐃᑦ:** ᓈᓴᐅᓯᖅᑐᖅᑕᐅᓯᒪᔪᑦ ᒥᑦᓴᐅᓯᑭᑎᑐᐃᓐᓇᐅᖏᑦᑐᑦ ᑭᓯᐊᓂᓕ ᐱᔭᐅᓪᓕᑦᑖᖅᑐᒥᓂᑦ ᖃᑦᑎᐅᓂᖏᑦ ᑐᓂᔭᐅᓯᒪᔪᑦ ᐃᑯᐱᕝᕕᓕᓇᓐᖏᑯᓐᓄᑦ (DSD PB).
4. **ᑎᓇᒐᓐᓂᐊᑦ:** ᐅᑭᐅᑦ ᐊᐃᑦᑉᖓᓐᓂ 2 ᑎᓇᒐᓐᓂᐊᖅᑐᖃᓐᓂᕐᒪᖔᑦ ᐅᖃᐅᓯᐅᔪᖃᓚᐅᖏᑦᑐᖅ; ᑭᓯᐊᓂᓗ ᐊᖑᓇᓱᑦᑎᑦ ᐅᖃᖅᑉᓚᐅᖅᑐᑦ ᐅᑭᐅᑕᒪᑦ ᑎᓇᒐᓐᓂᐊᖅᑐᖃᖅᑉᓐᓂᖓᓂᒃ (C.F.).
5. **ᐅᑲᓕᑦ:** ᐅᓐᓂᖅᓴᐅᓯᒪᓂᖏᑦ ᐱᔭᐅᕝᕕᑦᑐᒥᓂᑦ ᐅᑭᐅᑦ ᐊᐃᑦᑉᖓᓐᓂ 2 ᐱᒍᑎᖃᖅᑰᖅᑐᖅ ᐅᑭᐅᒥ ᑕᐃᑲᓂ ᐅᑲᓕᓕᐅᑎᔪᖃᓚᐅᓐᓂᕐᒪᑦ (C.F.).
6. **ᖃᐃᕈᓕᑦ:** ᐊᓯᕙᖅᑎᑦ ᐅᖃᖅᑉᓚᐅᖅᑐᑦ ᐊᑕᐅᓯᕐᒥᒃ ᒪᕿᓪᓗᓐᓂᑦ ᐱᔭᐅᕝᕕᖓᓐᓂᒃ ᐊᒻᒪᓗ ᖃᐃᕈᓕᖅᑕᒥᓂᑦ ᐅᑭᐅᑦ ᐊᐃᑦᑉᖓᓐᓂ 2 ᐅᓄᓗᐊᖅᑑᔭᖅᓯᒪᓂᖏᓐᓂᒃ (C.F.).
7. **ᐊᓪᓚᓐᖑᐊᑦ:** ᐃᒪᕐᒥᐅᑕᓕᓇᓱᒃᑯᓐᓄᑦ ᐊᓪᓚᑕᐅᓯᒪᔪᐃᑦ ᐅᑯᐊ ᓈᓴᐅᑎᑦ ᑑᒐᓕᖅᑕᒥᓂᕐᓄᑦ (ᖃᐅᔨᒪᒋᑦ ᐃᒪᕐᒥᐅᑕᓕᓇᓱᒃᑯᓐᓄᑦ ᓈᓴᐅᑎᖏᑦ ᒪᓕᒻᒪᑕ ᑮᓇᐅᔭᖅᑐᑎᒋᕝᕕᑦᑕᒥᑕ ᐅᑭᐅᖏᓐᓂᒃ, ᐆᒪᔪᖅᑕᐅᕝᕕᑦᑐᓂᓪᓗ ᐊᓪᓚᓯᒪᔪᖏᑦ ᒪᓕᖓᕐᒪᑕ ᐱᒋᐊᕐᕕᖅᑐᑎᒃ ᔪᓂᒥᑦ ᒪᐃᒍᕐ) (DFO N/B):

96/97	97/98	98/99	99/00	00/01
0	1	0	2	0

8 **ᕿᓚᓗᒐᐃᑦ:** ᐊᓯᑦᖠᑎᑦ ᐊᐅᓚᔨᓂᕋᓚᐅᖅᑐᑦ ᕿᓚᓗᒐᕐᓂᖅᓴᐅᑦᓚᐅᕐᓂᖏᓐᓂᒃ ᐅᑭᐅᓂ 3 ᐊᒻᒪ 4 ᐊᒻᒪᑦᑕᐅᖅ ᑲᖏᒃᓴᓚᐅᖅᑐᑦ ᓈᓴᐅᑎᑦ ᓇᓛᓃᐸᓗᓐᓂᖏᓐᓂᒃ (C.F.). ᐃᒪᕐᒥᐅᑕᓕᕆᔨᒃᑯᓐᓄᑦ ᐊᓪᓚᑕᐅᓯᒪᔪᐃᑦ ᐅᑯᐊ ᓈᓴᐅᑎᑦ ᕿᓚᓗᒐᖅᑕᒥᓂᕐᓄᑦ (ᖃᐅᔨᒪᒋᑦ ᐃᒪᕐᒥᐅᑕᓕᕆᔨᒃᑯᑦ ᓈᓴᐅᑎᖏᑦ ᒪᓕᒻᒪᑦ ᑮᓇᐅᔭᖅᑑᑎᒋᑦᑕᒥᑦ ᐅᑭᐅᖏᓐᓂᒃ, ᐆᒪᔪᖅᑕᐅᑦᑐᓂᓪᓗ ᐊᓪᓚᓯᒪᔪᖏᑦ ᒪᓕᖕᒐᕐᒪᑦ ᐱᒋᐊᕐᕕᖅᑐᑎᒃ ᔪᓂᒥᑦ ᒪᐃᒧᑦ) (DFO N/B):

96/97	97/98	98/99	99/00	00/01
35	20	25	n/d	20

9 **ᒥᑎᑦ:** ᒥᑎᖅᑐᖃᓪᓗᐊᖅᐸᖏᒃᑲᓗᐊᖅᑎᓪᓗᒍ ᓄᓇᓕᐅᑉ ᖃᓂᒋᔭᖓᓂ ᐅᖃᐅᓯᐅᓚᐅᖅᑐᖅ ᒥᑦᓴᐅᑕᐅᓯᒪᔪᑦ ᓈᓴᐅᑎᑦ ᐊᓄᓂᖅᓴᐅᒋᐊᖃᓚᐅᕐᓂᖏᓐᓂᒃ(C.F.).

10 **ᒪᓐᓂᑦ:** ᒪᓐᓂᑦ ᐱᔭᐅᖏᓐᓇᐸᑦᑐᑦ ᐊᕐᕌᒍᑕᒦᑦ. ᐅᑭᐅᖓᓂ 1 ᐊᒻᒪ 2 ᒪᓐᓂᑕᖅᑐᖃᖅᑐᒥᓂᐅᓂᖓᓂᒃ ᐅᖃᐅᓯᐅᓯᒪᔪᖃᓚᐅᖏᑦᑐᖅ, ᐊᒥᓱᑦ ᐱᔭᐅᒐᓗᐊᖅᑎᓪᓗᒋᑦ. ᐊᕐᓇᐃᑦ ᒪᓐᓂᑕᕋᔪᓐᓂᖅᓴᐅᑦᑐᑦ (C.F.). ᐅᓄᖅᑐᒻᒪᓇᑦ ᐊᕐᓇᐃᑦ ᑎᑭᕋᕐᔪᐊᕐᒥ ᐊᑎᖃᖃᑕᐅᓚᐅᖏᑦᑐᑦ ᖃᐅᔨᓴᕐᓂᐅᔪᒧᑦ ᑕᑯᓐᓇ ᖃᑦᓰᓐᓇᑯᓗᔭᖅᓯᒪᔪᑦ ᐱᔭᐅᔪᒥᓂᑦ. ᐊᖑᓇᓱᑦᑎᓪᓗ ᐅᖃᖅᐸᓚᐅᕐᒥᔪᑦ ᐊᒥᓱᑎᒍᑦ ᐊᖑᓇᓱᑦᑎᑦ ᖃᐅᔨᒪᓚᐅᕐᓂᖏᒻᒪᑦ ᒪᓐᓂᑕᖅᑕᒥᓂᕐᒥᓂᒃ ᐅᖃᐅᓯᖃᖅᑐᑦᓴᐅᓂᖏᓐᓂᒃ. ᒪᓐᓂᑕᖅᑕᐅᑦᑐᑦ ᑎᑭᕋᕐᔪᐊᑉ ᖃᓂᒋᔭᓂ ᒪᑯᐊᖑᕐᑐᑦ (ᐊᖑᓇᓱᑦᑐᓕᕆᔨᑦ ᐊᑐᐃᓐᓇᖃᓚᐅᕐᒥᔪᑦ ᖃᑦᓯᐸᓗᓐᓂᒃ ᒪᓐᓂᑕᖅᑐᖃᖅᐸᒻᒪᖔᑦ ᐊᕐᕌᒍᑕᒦᑦ). *ᑲᖑᐃᑦ ᒪᓐᓂᖏᑦ:* ᐅᑭᐅᖓᓂ 4 ᐊᒻᒪ 5 ᖃᑦᓯᐅᓂᖏᑦ ᒥᑦᓴᐅᓯᒪᑦᓯᐊᖅᑑᔭᖅᑐᑦ. *ᒥᑎᑦ ᒪᓐᓂᖏᑦ:* ᐅᑭᐅᖓᓂ 4 ᖃᑦᓯᐅᓂᖏᑦ ᒥᑦᓴᐅᓯᒪᑦᓯᐊᖅᑐᑦ, ᐱᔭᐅᓗᐊᖅᐸᖏᑦᑐᑎᒃ. *ᓇᐅᔭᐃᑦ ᒪᓐᓂᖏᑦ:* 50 ᒥᑦᓵᓐᐸᓗᑦᑐᑦ ᐱᔭᐅᑦᑐᑦ ᐊᕐᕌᒍᑕᒦᑦ. *ᐃᒥᖅᑯᑕᐃᓚᐃᑦ ᒪᓐᓂᖏᑦ:* 10-12 ᒥᑦᓵᓐᐸᓗᑦᑐᑦ ᐱᔭᐅᑦᑐᑦ ᐊᕐᕌᒍᑕᒦᑦ. *ᐱᑦᓯᐅᓚᑦ ᒪᓐᓂᖏᑦ:* 50 ᖃᑦᓯᓪᓗ ᐱᔭᐅᑦᑐᑦ ᐊᕐᕌᒍᑕᒦᑦ (C.F.).

11 **ᐃᖃᓗᐃᑦ:** ᐅᑭᐅᑉ ᐊᐃᑉᐸᖓᓐᓂ ᐃᖃᓗᒃᑕᐅᑦᑐᑦ ᖃᑦᓯᐅᓂᖏᓐᓂ ᐊᑦᑎᓗᐊᖅᑑᔭᖅᑐᑦ. ᐊᖑᓇᓱᑦᑐᓕᕆᔨᑦ ᑲᑎᒪᔨᖏᑦ ᐅᖃᓚᐅᖅᑐᑦ ᐃᓚᖏᑦ ᐃᖃᓗᒐᓱᑦᑎᑦ ᓂᐅᕙᐅᑎᖃᖅᐸᓯᖕᒍᓂᖏᓐᓂᒃ ᐃᖃᓗᓕᕆᕙᖕᒍᑦ ᑲᖏᖅᓱᓐᓂᕐᒥ. ᖃᑦᓯᐅᓂᖏᑦ ᐃᓚᓕᐅᑎᓯᒪᑐᐃᓐᓇᕙᖃᖅᑐᑦ ᓂᐅᕿᑕᐅᑦᑐᓄᑦ ᐃᖃᓗᒥᓂᕐᓄᑦ (C.F.).

12 **ᓱᓗᐸᐅᒐᐃᑦ:** ᐱᔭᐅᑦᑐᑦ ᖃᑦᓯᐅᓂᖏᑦ ᐊᑦᑎᓗᐊᖅᑰᔨᔪᑦ. ᐱᔭᐅᒐᔪᓰᖕᒍᒻᒪᑦ ᐊᐅᓚᓴᖅᑐᓄᑦ ᐊᓯᖏᓐᓄᑦ (C.F.).

13 **ᑲᕕᓯᓕᑦ:** ᐱᔭᐅᑦᑐᑦ ᖃᑦᓯᐅᓂᖏᑦ ᒥᑦᓯᖃᑦᓯᐊᖅᑰᔨᔪᑦ. ᐱᔭᐅᓗᐊᖅᐸᖏᑦᑐᑦ. ᐅᑭᐅᑉ ᐊᐃᑉᐸᖓᓐᓂ ᐱᓕᒻᒪᑦᓴᐅᒻᒥᒃ ᐃᓕᓴᐅᑎᖃᑲᐃᓐᓇᕋᒥᒃ ᐃᓐᓂᐊᕐᕕᑎᒍᑦ ᐅᓄᖅᓯᓐᓂᒥᑎᐅᔪᑦᓴᐅᓂᖅᐳᖅ ᐱᔭᐅᓚᐅᖅᑐᓄᑦ ᐅᑭᐅᖓᓐᓂ (C.F.).

14 **ᐆᒪᐃᑦ:** ᐱᔭᐅᑦᑐᑦ ᖃᑦᓰᓐᓇᑯᓗᔭᖅᓯᒪᔪᑦ. ᖃᑦᓯᑲᓴᐃᑦ ᐃᓚᒋᑦ ᐆᒃᑭᐊᒐᔪᓰᖕᒍᔪᑦ, ᐆᒪᖅᑕᐅᑦᑐᑦ 100 ᒥᓵᓂᒐᔭᓐᖕᒍᐊᖅᑐᑦ (C.F.).

15 **ᐅᕕᓗᐃᑦ:** ᐅᓄᓂᖅᓴᐃᑦ ᐆᒪᔪᕐᓯᐸᑦᑐᑦ ᖃᐅᔨᒪᓐᓂᖏᑦᑐᑦ ᐅᖃᖅᓯᐅᑎᒋᒋᐊᖅᖃᒪᔪᒃ ᐅᕕᓗᐃᑦ ᑕᐃᒪᐃᒻᒪᑦ ᐱᔭᐅᑦᑐᑦ ᐅᖃᐅᓯᐅᓐᖏᓗᐊᖅᐸᓂᖅᐳᑦ. ᐊᒥᓱᑦ ᐅᕕᕐᓯᓰᖕᒍᓪᓗᑎᒃ ᐊᒻᒪᓗ ᐃᓄᒃ ᐊᑕᐅᓯᖅ ᐅᕕᕐᑕᕈᓐᓇᓂᖓᓂᒃ 300 ᐅᖓᑖᓄᑦ ᐅᓪᓗᐃᓐᓇᖅ. ᓈᓴᐅᑎᑦ ᒥᑦᓯᖏᑦ ᑕᒫᓂ 1000ᖏᓐᓂᑦᑐᑦᓴᐅᕗᖅ.

6.3.7 Nunanit Iniktigutait Ukauhiit: Tikigakjuaq

Ihivgiuktut Atugutait:
Ihivgiufaakhimayut ataani naunaiyakhimayut nunanut pulaakhimapluta takuhimayut 45nik umayukhiuktit titigaktauhimaitut Umayukhiukhimayut Ihivgiuktuni. 44kuyut hapkoa Inuit, tamamik ilaani umayukhiukpaktut, talvalu atauhik Inuinaungituk tuniyauhimayuk umayukhiugutinik inminiigutimik pihimayuk ovalo ilaani umayukhiukataktuk. Amigaitut titigaktauhimaitut umayukhiuktit aknauyut. Ukakhimayuk ilangani 5.2.1 ikpinagutait hamna ataani naunaiyakhimayut pilaaktut ataani ihumagiyaini umayukhiukhimaut naunaiyautaini. Pihimamat hapkoa titigaktauhimaitut umayukhiuktit 42%kuyut tamamik umayukhiuktit amigaitjutaini (ikpatauyak10) ikpitauyait hamna ihumagiyait umayukhiukhimayut naunaiyautaini angiyut ovalo pilaaktut ataani naunaiyautaini nunani umayukhiukhimayut 40%mut. Umayukhiukhimayut naunaiyautait titigaktkauhimaitut umayukhiuktit naunaiyalaaktut angitjutaini umayukhiukhimayiut amigatjutainut tamamik umayunik aviktulugit. Kihimi, hapkoa naunaiyautait pihimayut inminik atuktaminik ihuinaagutainik ovalo ihumagiyainik, avataaniimat hamani Iniktigutimi Tuhaktakhami. Taiguaktut apigilaaktut NWMBkunut piyumagumik iniktigutainik hapkoa naunaiyautinik.

6.3.7

Mikiyuumata amigaitjutait umayukhiunginaktut titigaktauhimayut Tikigakyuami, umayukhiukatainaktut naunaiyautait ilaukatauliktut umayukhiukataktunut hamani naunaiyagaagata umayukhiukhimayut naunaiyautainut.

Ihivgiukatagutait ovalo kiuyuitut ihumagiyait:
Tamaat kiuhimayut naunaiyautait umayukhiuktit Tikigakyuami nakuuyut tamakmivyak ukiuni Umayukhiukhimayut Ihivgiuktuni. Ilangit tatkikhiutit tamamik ukiuni naunaiyautit katagaagata takulaaktut kiuhimayut naunaiyautaini ikpatauyami. Kihimi kiuhimayut naunaiyautait naunaiyakhimagaagata aviktukhimayumik ilaani ovalo umayukhiukataktuni, naunaiyautit pivaktut mikivaktut umayukhiukataktuni naunaiyautaini kinguani malguk ukiumi ihivgiuktitlugit. Naunaiyautit katakpaktut ataanut 50%mut, taiguaktut ihumagiyakhait tuhagutikhat atugumik umayukhiukhimayut naunaiyautait ukiuni 4mi ovalo 5mi.

Takuhimayut ikpatauyami 9 pikataktut kiuyuitut naunaiyautait Tikigakyuami kitkaniitut 4.9%mut ovalo pilaaktut kiuyuituni ihimagiyait pihimayut. Pihimamata hamna ovalo mikiyut kiuhimayut naunaiyautait, ilaa umayukhiukataktut iniktigutaani malguk ukiuni ihivgiuktuni, pilaaktut tamamik uktugutit ihuinaagutait ovalo kiuyuitut ihimagiyaini angiyut ilangit tatkikhiutini ihivgiuktuni ovalo ihumagiyakhait atugutainik hapkoa katitikhimayuni.

Atugutingit ihumagiyait ovalo kiuhimayut ihuinaagutait:
Tuhaktitihimayut nunamut ukakatigititlugit ilangit umayukhiukhimayut, ilangit; maniit ovalo uviluvaluit ataani tuhaktitihimayut. Titigatiakhimayut pihimayut nunani ukaktaini ovalo aalat atugutait katitikhimayuni ilangani hamani. Ilangani 5.4 pihimayutlu ukautitiagutait hamna ihumagiyauyut.

Takuhimayuk utiktitihimayut ubluit ikpatauyani, ihivulimi ukiuni ihivgiuktitlugit, amigaitkiyait umayukhiukhimayut titigagutait katitikhimayut iluani pingahut tatkikhiutini umayukhiukhimayut. Kihimi, ihivgiuktut pitilugit, utiktitihimayut ubluit takhihimayut, takuhimayut angitjutait takuhimayut angiyut ilangit titigakhimayut katitikhimayt siksini tatkikhiutini avataanut umayukhiukhimayut ubluit. Hamna apigiyauhimayuk pilaaktaini umayukhiuktit nakuuyumik ihumagilugit hunanik umayukhiukhimayut ovalo piyunakhiyut ilangit atugutaini ihuinaagutait.

Ukakhimaplugit ukautaini mikhaani ikaliviit hamani, ilangit ikaliviit niuviktitihimayut ikaluligiyinut Kangiklinikmi tamaat ihivgiuktuni. Ihumayut amigaitut hapkia kinauyaliugutit umayukhiukhimayut tuhaktitauhimayut ovalo ilauyut umayukhiukhimayut naunaiyautaini pihimayut katitikhimayut ikpatauyaini.

Nunani ukakhimayut ovalo aalat atugutaini katitikhimayuni:

1. **Tuktut:** Tuktut umayukhiukhimayut nunani tuktut. Umayukhiukhimayut naunaiyautait naamaktut (C.F.).
2. **Umingmait:** Nunani ukiuk tamaat kotakaktut talimanik umingmanik, kihimi tamamik piyuitut tamamik ukiuni. Kihimi umayukhiuktit ihumavaktut malguk umayukhiukhimayut ukiumi 5mi, pihimaplugu pihimaitut tuhaktitini titigakhimayut, pivagunakhiyut umingmait (C.F.).
3. **Nanuit:** Amigaitjutait takukhauyut naunaiyautaungitut kihimi pihimayut umayukhiukhimayut amigaitjutait tunihimayait DSDkunit (DSD PB).

4 **Tigiganiat:** Tigiganiakhimaitut umayukhiukhimayuni tuhaktitimi ukiumi 2mi; kihimi umayukhiuktit tuhaktitihimayut tigiganiakpaktut tamamik ukiuni (C.F.).

5 **Ukaliit:** Anginikhaat umayukhiukhimayut naunaiyautaini ukiumi 1mi pihimayut takhititinahakhimagamik talvani ukiumi (C.F.).

6 **Qairulik:** Umayukhiuktit tuhaktitihimayut pivaktut atauhimit malgunut ukiuk tamaat ovalo umayukhiukhimayut naunaiyautait ukiumi 2mi angiyut (C.F.).

7 **Tuugaat:** DFOkut tuhaktitihimayut hapkoa umayukhiukhimayut amigaitjutait tuugaanik (nalungilutit DFOkut katitikhimayut atukpaktait iniktigutaini ukiut, Umayukhiukhimayut Ihivgiugutait katitikhimayut atukpaktaini umayukhiukhimayut ukiungit Junemit Maymut) (DFO N/B):

96/97	97/98	98/99	99/00	00/01
0	1	0	2	0

8 **Kilalugat:** Umayukhiuktit tuhaktitihimayut ihumavaktut amigaitkiyanik umayukhiukhimayut ukiuni 3mi ovalo 4mi ovalo ihumayut umayukhiukhimayut naunaiyautait naamaktut. Ukakhimaplutik ikitkiyait umayukhiukhimayut ukiumi 5mi ilaa avataanut umayukhiukhimagamik aipaani ukiumi (C.F.). DFOkut tuhaktitihimayut hapkoa umayukhiukhimayut amigaitjutait kilalugat (nalungilutit DFOkut katitikhimayut atukpaktait iniktigutait ukiungit, Umayukhiukhimayut Ihivgiugutait katitikhimayut atukpaktait Junemit Maymut) (DFO N/B):

96/97	97/98	98/99	99/00	00/01
35	20	25	n/d	20

9 **Tinmiat:** Ikitut umayukhiukhimayut haniani nunaini, tuhaktitihimayut naunaiyautait angitkiyauyukhat (C.F.).

10 **Maniit:** Maniit katitikpaktut ukiuk tamaat. Titigakhimayuugaluak manikhimaitut tuhaktitihimayuni ukiuni 1mi ovalo 2mi, amigaitut pikiutakpaktut. Amigaitkiyait maniit katitiktauvaktut aknanit (C.F.). Amigaitut angnat Tikigakjuaqmi titigaktauhimaitut Umayukhiukhimayuni Ihivgiuktuni, pihimamat amigaitjutait mikiyut naunaiyautait. Umayukhiukhimayut tuhaktitihimayutlu amigaitut umayukhiuktit naluvaktut tuhaktitiyakhait maniit pikiutakataktainik. Maniit pikiutakatakhimayut Tikigakjuaqmi hapkoa (HTOkut katimayiit tunihimayutlu naunaiyautait amigaitjutait pikiutakpaktut ukiuk tamaat): *Uluaguliit maniit:* ukiumi 4 ovalo 5 naunaiyautait naamaktut. *Mitiit maniit:* ukiumi 4 naunaiyautait naamaktutlu, ikitut manikhiukatakhimayait. *Nauyat maniit:* ilangit 50nik pikatakpaktut ukiuk tamaat. *Imitkutailat maniit*: Ilangit 10nit-12nut pikiutakpaktut ukiuk tamaat. *Black guillemot maniit*: Ilangit 50nik haniani pikiutakpaktut ukiuk tamaat (C.F.).

11 **Ikaliviit:** Umayukhiukhimayut naunaiyautait ukiumi 2mi mikiyut. HTOkut katimayiit tuhaktitihimayut umayukhiuktit niuviktitivaktut ikaluktaminik ikaluligiyinut Kangiklinikmi. Umayukhiukhimayut naunaiyautait pihimayunakhiyut ilangit kinauyaliugutigit niuviktauhimayut ikaluit (C.F.).

12 **Hulupaugaq:** Umayukhiukhimayut naunaiyautait mikiyut. Pivaktut ikalukhiugaagamik hikukut (C.F.).

13 **Kapihiliit:** Umayukhiukhimayut naunaiyautait naamaktut. Ikalukhiukluayuitait. Ukiumi 2mi, ayoikhaktut pilihimayut pihimayaini ilihakviit pipkakhimayunakhiyait angitkiyat pivaktut ukiungani (C.F.).

14 **Ugat:** Umayukhiukhimayut naunaiyautait mikiyut. Amigaivyaktut ilakatigiit ikalukhiulikpaktait ugat ovalo naunaiyautait 100nik ukiuk tamaat naamatkiyat (C.F.).

15 **Uviluvaluit:** Amigaitkiyat umayukhiuktit naluvaktut tuhaktitiyakhait uviluvaluit, taimaimat umayukhiukhimayait tuhaktititauyuitut. Amigaitut Inuit umayukhiukpaktait uviluvaluit ovalo atauhik Inuk katitilaaktuk avataanut 300nik ublumi atauhimi. Naunaiyautait pihimayukhat 1,000nik (C.F.).

6.4 Nunavut
ᓄᓇᕗᑦ/Nunavumi

TABLE/ᓇᓗᓇᐃᔭᐅᑦ/NAUNAIKUTA 651

Monthly harvest estimates
ᑕᕿᑕᒫᑦ ᐊᖑᔭᓄᑦ ᓇᓚᐅᑦᓵᕈᑏᑦ
Tatkiktamat nahaktauvaktun

Year 1† (June 1996 - May 1997)
ᐊᒻᕐᒍ 1† (ᔫᓂ 1996 - ᒪᐃ 1997)
Ukiunga 1† (June 1996 - May 1997)

Month/ᑕᕿᖓ/Tatkia			JUN†† ᔫᓂ††	JUL ᔪᓚᐃ	AUG ᐊᐅᒡᒍᑎ	SEP ᓱᑎᒡᐱᕆ	OCT ᐅᑦᑐᐱᕆ	NOV ᓄᕕᒡᐱᕆ	DEC ᑏᓯᒡᐱᕆ	JAN ᒎᓐᓄᐊᕆ	FEB ᕕᕝᕗᐊᕆ	MAR ᒪᑦᔪ	APR ᐃᑦᕆᓕ	MAY ᒪᐃ	Total ᑲᑎᑦᑐᒋᑦ Tamakiklugin ± 95% CI
Species	**ᐆᒪᔪᑦ**	**Umajuin**													
Caribou	ᑐᒃᑐᐃᑦ	Tuktut	1,580	1,202	3,309	2,915	2,891	2,293	1,705	2,033	1,988	2,339	2,403	1,966	26,624 ± 761
Musk-ox	ᐅᒥᒻᒪᐃᑦ	Umingmait	0	11	0	11	16	24	20	12	21	30	16	0	161 ± 46
Moose	ᑐᒃᑐᕝᕙᐃᑦ	Tuktuvait	0	0	0	0	0	0	0	0	1	0	0	0	1 ± 0
Polar bear‡	ᓇᓄᐃᑦ‡	Nanuit‡	1	0	4	2	44	81	5	9	34	50	50	21	301
Tundra grizzly	ᐊᒃᓚᐃᑦ	Akhait	0	1	1	1	1	0	0	0	0	0	0	0	4 ± 3
Wolf	ᐊᒪᕈᐃᑦ	Amagut	4	0	4	5	1	41	58	20	41	101	136	43	454 ± 56
Arctic fox	ᑎᓇᒐᓐᓂᐊᑦ	Tigiganiat	0	0	1	0	40	1,607	1,308	934	583	776	304	51	5,604 ± 373
Coloured fox	ᖃᑯᓐᖏᑦᑐᑦ ᑎᓇᒐᓐᓂᐊᑦ	Kalaliit tigiganiat	0	0	0	0	11	72	44	38	67	81	18	2	333 ± 73
Wolverine	ᖃᑦᕕᑦ	Kalvik	0	0	0	0	7	14	11	12	18	27	12	4	105 ± 12
Lynx	ᐱᖕᑐᖕᓯᕐᕕᐃᑦ	Pamiuqtuuq	0	0	0	0	0	0	1	0	0	0	0	0	1 ± 1
Arctic hare	ᐅᑲᓖᑦ	Ukalik	32	6	25	93	73	111	32	41	82	190	108	54	847 ± 64
Arctic ground squirrel	ᓱᒃᓱᒋᑦ	Hikhik	38	13	373	390	0	0	0	0	0	0	88	72	974 ± 370
Seals (unspecified)	ᓱᖕᑯᓖᑦ	Natiit	319	34	49	15	4	43	20	10	18	53	9	78	652 ± 384
Ringed seal	ᓇᑦᓱᒋᑦ	Natiinat	6,238	2,575	1,925	2,921	2,476	1,730	805	1,216	1,562	1,662	1,600	2,248	26,958 ± 1,112
Bearded seal	ᐅᒡᔪᐃᑦ	Ukyuk	140	104	180	137	87	40	8	19	16	31	13	10	785 ± 157
Harp seal	ᖃᐃᕈᓖᑦ	Qairulik	330	307	131	438	350	93	19	2	0	1	0	0	1,671 ± 556
Harbour seal	ᖃᓯᒋᐊᑦ	Qanigiaq	0	1	4	0	0	0	0	0	0	0	0	0	5 ± 3
Hooded seal	ᐊᐸᐃᑦ	Nahakakaktutut ittut natiit	0	0	1	0	0	0	0	0	0	0	0	0	1 ± 2
Walrus	ᐊᐃᕕᑦ	Akvik	12	145	67	71	34	8	3	0	6	7	8	4	365 ± 49
Narwhal	ᑑᒫᓖᑦ ᕿᓚᓗᒐᑦ	Tuugaak	44	167	97	23	18	0	0	0	0	0	0	3	352 ± 63
Beluga	ᖃᑯᑦᑕ ᕿᓚᓗᒐᑦ	Kilalugak	21	194	220	156	12	1	0	0	0	0	0	3	607 ± 66
Bowhead	ᐊᑦᕕᑦ	Aivik	0	0	2	0	0	0	0	0	0	0	0	0	2 ± 2
Geese (unspecified)	ᓂᑦᓖᑦ	Kanguk	1,373	3	0	0	0	0	0	0	0	0	0	109	1,485 ± 245
Snow goose	ᑲᖑᐃᑦ	Kanguq	5,690	287	607	203	11	0	0	0	0	0	4	2,105	8,907 ± 965
Canada goose	ᓂᑦᓖᑦ ᐅᓗᐊᒍᓖᑦ	Nikliknik	2,273	418	350	125	7	0	0	0	0	0	64	1,879	5,116 ± 599
Ross's goose	ᖃᕐᑦᔪᐃᑦ	Kakat	0	0	0	0	0	0	0	0	0	0	0	3	3 ± 3
Brant goose	ᓂᑦᓕᑦᓇᐃᑦ	Nirlirnaq	11	7	1	2	0	0	0	0	0	0	0	0	21 ± 6
White-fronted goose	ᓂᑦᓖᑦ	Nirlivik	0	6	2	0	0	0	0	0	0	0	0	56	64 ± 40
Ducks (unspecified)	ᒥᑏᑦ	Tinmiat	18	0	0	0	0	0	0	0	0	0	0	16	34 ± 29
Old squaw	ᐊᒃᒋᐊᑦᔪᐃᑦ	Aahangik	5	0	14	6	90	6	0	0	2	28	0	0	151 ± 58
Pintail	ᕐᒍᒻᒪᐊᔫᑦ	Arnaviaq	54	2	1	0	0	0	0	0	0	0	0	0	57 ± 44
Eider duck	ᒥᑏᑦ	Kingalik	1,376	569	332	970	1,514	1,007	73	22	5	21	19	46	5,954 ± 659
Tundra swan	ᕐᒍᒻᔪᐃᑦ	Kukyuk	2	0	19	0	1	0	0	0	0	0	0	15	37 ± 25
Common merganser	ᐸᐃᑦ	Nuyaralik	2	29	16	9	5	0	0	0	0	0	0	0	61 ± 28
Black scoter	ᕿᓐᓂᕐᑦᑕᑦ ᐱᕐᓯᐅᓖᕐᐸᑦ	Black scoter	0	0	0	0	5	0	0	0	0	0	0	0	5 ± 4

651

Month/ᑕᕝᕕᖓ/Tatkia			JUN†† ᔫᓂ††	JUL ᔪᓚᐃ	AUG ᐊᐅᒡᒍᑎ	SEP ᓱᑎᒡᐱᕆ	OCT ᐅᑦᑐᐱᕆ	NOV ᓄᕕᒡᐱᕆ	DEC ᑏᓯᒡᐱᕆ	JAN ᒣᓐᓄᐊᕆ	FEB ᓈᕝᕗᐊᕆ	MAR ᒫᕐᔪ	APR ᐃᑦᕆᓕ	MAY ᒪᐃ	Total ᑲᑎᕐᑐᕆᑦ Tamakiklugin ± 95% CI
Species	**ᐆᒪᔪᑦ**	**Umajuin**													
Common loon	ᑑᓪᓕᒻᔪᐊᑦ	Tuulik	0	2	3	0	1	0	0	0	0	0	0	0	6 ± 3
Arctic loon	ᑲᒻᓗᓖᑦ	Maliriq	5	0	4	15	2	0	0	0	0	0	0	0	26 ± 15
Red-throated loon	ᖃᖅᓴᐅᑦ	Qaqhuaq	0	21	2	5	0	0	0	0	0	0	0	0	28 ± 10
Black guillemot	ᐱᑦᓯᐅᓛᑦ	Black guillemot	2	0	38	13	3	10	0	0	0	0	0	0	66 ± 58
Thick-billed murre	ᐊᑉᐸᐃᑦ	Thick-billed murre	43	24	1	19	7	0	0	0	0	0	0	0	94 ± 37
Ptarmigan	ᐊᕿᒻᒋᑦ	Akilgik	427	24	6	572	1,266	2,556	1,209	909	1,442	923	706	1,343	11,383 ± 793
Sandhill crane	ᑕᑎᒻᒪᕐᔪᐊᑦ	Tatilgaq	0	0	3	0	0	0	0	0	0	0	0	0	3 ± 3
Eggs (unspecified)	ᒪᓐᓃᑦ	Manniit	1,435	277	0	0	0	0	0	0	0	0	0	0	1,712 ± 1,691
Goose eggs	ᑲᖑᐃᑦ ᒪᓐᓂᖏᑦ	Uluaguliit manniit	7,204	386	0	0	0	0	0	0	0	0	0	480	8,070 ± 1,273
Duck eggs	ᒥᑏᑦ ᒪᓐᓂᖏᑦ	Tinmiat manniit	1,931	2,418	50	16	0	0	0	0	0	0	0	3	4,418 ± 1,174
Tundra swan eggs	ᖁᒻᔪᐃᑦ ᒪᓐᓂᖏᑦ	Kukyut manniit	0	2	0	0	0	0	0	0	0	0	0	0	2 ± 2
Arctic tern eggs	ᐃᒥᖅᑯᑕᐃᓚᐃᑦ ᒪᓐᓂᖏᑦ	Emitkutailat manniit	493	86	0	0	0	0	0	0	0	0	0	0	579 ± 111
Seagull eggs	ᓇᐅᔭᐃᑦ ᒪᓐᓂᖏᑦ	Nauyat manniit	291	35	0	0	0	0	0	0	0	0	0	0	326 ± 73
Thick-billed murre eggs	ᐊᑉᐸᐃᑦ ᒪᓐᓂᖏᑦ	Thick-billed murre eggs	453	2,212	0	0	0	0	0	0	0	0	0	0	2,665 ± 2,038
Fish (unspecified)	ᐃᖃᓗᐃᑦ	Ikaluit	320	122	0	0	0	0	0	50	0	0	0	0	492 ± 349
Arctic char	ᐃᖃᓗᒃᐱᑦ	Ikaliviit	19,424	35,532	31,546	13,092	30,196	21,877	4,102	5,686	4,202	7,435	8,515	13,638	195,245 ± 13,468
Freshwater fish (unspecified)	ᑕᓇᐅᖑᓐᓂᖏᑦᑐᒥ ᐃᖃᓗᐃᑦ	Tahinik Ikaluit	4	4	0	0	0	0	0	0	0	0	0	19	27 ± 31
Lake trout	ᐃᓱᕋᐃᑦ	Ikalukpik	7,348	1,692	1,287	194	2,390	768	725	126	86	799	984	3,647	20,046 ± 4,975
Northern pike	ᓱᒻᒍᓖᑦ	Hiulik	0	0	0	0	0	0	0	0	0	0	0	2	2 ± 3
Arctic grayling	ᓗᓗᒃᐸᐅᒐᐃᑦ	Hulupaugaq	236	360	400	377	959	0	0	0	0	4	24	89	2,449 ± 709
Whitefish	ᑲᕕᓯᓖᑦ	Kapihiliit	530	31	310	166	1,531	2,816	116	53	56	4	4	12	5,629 ± 1,255
Burbot	ᑎᒃᑕᓖᑦ	Tiktaaliq	0	0	0	0	0	0	0	1	0	0	1	0	2 ± 1
Arctic cisco	ᐅᑭᐅᑦᑕᑐᒥ ᑲᕕᓯᓖᑦ	Kapihilik	0	0	0	2	1	0	0	0	0	0	0	0	3 ± 3
Least cisco	ᒥᑭᓂᖓᑦ ᑲᕕᓯᓖᑦ	Eetuuk	0	0	1	0	0	0	0	0	0	0	0	0	1 ± 1
Inconnu	ᑲᕕᓯᓕᑉᐸᐃᑦ	Aanakhiik	0	95	0	0	0	0	4	0	12	0	0	0	111 ± 62
Ocean fish (unspecified)	ᐃᒪᕕᒃᒥ ᐃᖃᓗᐃᑦ	Tagiumi ikaluit	0	0	0	0	0	0	0	0	0	0	0	53	53 ± 84
Cod	ᐆᒪᐃᑦ	Ugak	309	89	375	493	1,358	1,578	365	43	519	142	122	18	5,411 ± 882
Sculpin	ᑲᓇᔪᐃᑦ	Kanayuk	644	295	340	242	74	45	0	0	0	0	0	44	1,684 ± 382
Turbot	ᖃᓕᕋᓖᑦ	Nataarnak	0	0	0	0	0	0	0	27	882	4,511	2,192	398	8,010 ± 2,022
Clams	ᐊᒻᒧᒪᔪᑦ	Uviluq	577	3,473	8,856	3,567	1,801	6,174	35	0	0	0	0	0	24,483 ± 4,306
Mussels	ᐅᕕᓗᐃᑦ	Uviluvaloet	0	201	2,971	0	265	0	0	0	846	3,614	194	0	8,091 ± 4,952

† No data collected in Cape Dorset and Iqaluit.
†† No data collected in Rankin Inlet.
‡ Polar bear data supplied by DSD.

† ᓇᓴᐃᔪᖃᓚᐅᖅᑭᕐᑐᖅ ᑭᖅᖓᓂ ᐊᒻᒪᓗ ᐃᖃᓗᓐᓂ.
†† ᓇᓴᐃᔪᖃᓚᐅᖅᑭᕐᑐᖅ ᑲᕿᑦᓕᓂᖅᒥ.
‡ ᓇᓄᑦᓄᑦ ᑎᑎᕋᕐᑕᒪᔪᑦ ᑐᓂᒃᑭᑦ ᐅᑯᐊ ᐃᑯᐱᕐᕕᓕᕆᔨᑦ.

† Katikhiktauhimaitut Kinnganik Iqaluknilu.
†† Katikhiktauhimaitut Kangikhinikmik.
‡ Nanuin nahagaumajut pijauhimajut Ikupiktulikijinik.

TABLE/ᓇᓗᓇᐃᔭᐅᑦ/NAUNAIKUTA 652

Monthly hunter response — **Year 1 (June 1996 - May 1997)**

ᑕᕿᑖᒪᑦ ᐊᖑᓇᓱᒃᑏᑦ ᑭᐅᓂᖏᑦ — **ᐊᒻᕋᒍ 1 (ᔫᓂ 1996 - ᒪᐃ1997)**

Tatkiktaman pijauhimajut angunahuktinun — **Ukiunga 1 (June 1996 - May 1997)**

Month/ᑕᕿᖓ/Tatkia			JUN ᔫᓂ	JUL ᔪᓚᐃ	AUG ᐊᐅᒻᒍᑎ	SEP ᓱᑎᒻᐱᓇ	OCT ᐅᑦᑐᐱᓇ	NOV ᓄᓇᒻᐱᓇ	DEC ᑏᓯᒻᐱᓇ	JAN ᒎᓐᓄᐊᓇ	FEB ᓈᕝᐅᐊᓇ	MAR ᒪᕐᓯ	APR ᐃᕐᓇᓕ	MAY ᒪᐃ	Total ᑲᑎᑦᑐᑦ Tamakiklugin
Hunter Response Categories	**ᐊᖑᓇᓱᒃᑏᑦ ᑭᐅᓂᖏᑦ ᐊᒻᒍᕐᓯᒪᓂᖏᑦ**	**Angunahukpaktun Kiujait**													
Monthly hunter list	ᑕᕿᑖᒪᑦ ᐊᖑᓇᓱᒃᑏᑦ	Tatkitaman angunahuktut titigait	3,921	4,341	4,362	4,358	4,380	4,393	4,416	4,415	4,418	4,442	4,464	4,473	4,578*
Interview list	ᐊᐱᕐᓱᕋᓐᓇᐃᑦ	Apikiktan	3,367	3,661	3,682	3,679	3,700	3,713	3,734	3,730	3,733	3,753	3,773	3,783	3,892*
Hunters interviewed	ᐊᖑᓇᓱᒃᑏᑦ ᐊᐱᕐᓱᑦᑕᑦ	Angunahuktin apikhuktan	2,162	2,603	2,675	2,677	2,792	2,871	3,044	3,119	3,086	3,165	3,129	2,948	3,833*
Harvested	ᐊᖑᓇᓱᒃᑐᒥᓃᑦ	Angujaujut	1,128	969	970	802	900	821	575	656	663	878	892	1,163	2,678*
Response Rate (%)	ᑭᐅᔪᑦ ᖃᑦᓯᐅᓂᖏᑦ (%)	Kiujut (%)	64	71	73	73	75	77	82	84	83	84	83	78	77**

* Hunters registered/on interview list/interviewed/harvested in at least one month of the year.
** Mean monthly response rate (%).

* ᐊᖑᓇᓱᒃᑏᑦ ᐊᑎᓕᐅᕐᓯᒪᔪᑦ/ᐊᐱᕐᓱᕋᓐᓂᑦᑐᑦ/ᐊᐱᕐᓱᑦᑕᑦ/ᐊᖑᓇᓱᒃᑐᒥᓃᑦ ᐊᑕᐅᓯᐊᕐᓗ% ᐊᑐᑎᒃ ᐊᒻᕋᒥ.
** ᐊᔾᔨᒌᓕᑎᓯᒪᔪᑦ ᑕᕿᑖᒪᑦ ᑭᐅᔪᑦ (%).

* Angunahuktin atiliukhimajut/apikhiktaunikut/anguhimajut talvani ukiumi.
** Talvani angunahuknami kiujutaumajut (%).

6.4

TABLE/ᓇᓗᓇᐃᔭᐅᑦ/NAUNAIKUTA 653

Recall period between harvest and interview, expressed as % of total harvest records — **Year 1 (June 1996 - May 1997)**

ᐅᑎᕐᕕᐅᔪᑦ ᐊᑯᕐᖓᓂ ᐊᖑᓇᓱᓐᓂᖓᑕ ᐊᒻᒪᓗ ᐊᐱᕐᓱᕐᑕᐅᓂᖓᑕ, ᓇᓗᓇᐃᕐᑕᑦ ᐃᒫᒃ % ᑲᑎᑦᑐᑦ ᐊᖑᓇᓱᒃᑕᑦ ᑎᑎᕐᕐᑕᐅᒪᔪᑦ — **ᐊᒻᕋᒍ 1 (ᔫᓂ 1996 - ᒪᐃ 1997)**

Itkaumajaujut angunahuktunun apihijauvaktunutlu, kanuk amigaitiginit tamakiklugin angujauhimajut — **Ukiunga 1 (June 1996 - May 1997)**

Month/ᑕᕿᖓ/Tatkia			JUN ᔫᓂ	JUL ᔪᓚᐃ	AUG ᐊᐅᒻᒍᑎ	SEP ᓱᑎᒻᐱᓇ	OCT ᐅᑦᑐᐱᓇ	NOV ᓄᓇᒻᐱᓇ	DEC ᑏᓯᒻᐱᓇ	JAN ᒎᓐᓄᐊᓇ	FEB ᓈᕝᐅᐊᓇ	MAR ᒪᕐᓯ	APR ᐃᕐᓇᓕ	MAY ᒪᐃ	Total ᑲᑎᑦᑐᑦ Tamakiklugin
Recall Period	**ᐅᑎᕐᕕᐅᔪᑦ**	**Pigiakvia**													
≤ 3 months	≤ 3 ᑕᕿᑦ	≤ tatkin pingahut	89	95	94	96	96	94	87	88	88	85	94	94	92
4-6 months	4-6 ᑕᕿᑦ	tatkin hitaman 6nut	6	3	3	2	2	4	7	9	10	11	2	2	5
> 6 months	> 6 ᑕᕿᑦ	> 6 tatkin	5	3	3	2	1	2	6	4	2	4	4	3	3

TABLE/ᓇᓗᓇᐃᔭᐅᑦ/NAUNAIKUTA 654

Number of hunters harvesting each species — **Year 1 (June 1996 - May 1997)**

ᖃᑦᓯᐅᓂᖏᑦ ᐊᖑᓇᓱᒃᑏᑦ ᐊᖑᓇᓱᒃᐸᑦᑐᑦ ᐊᑐᓂᒃ ᐆᒪᔪᖅᓂᒃ — **ᐊᒃᕿᒍ 1 (ᔫᓂ 1996 - ᒪᐃ 1997)**

Amigaitiginigin angunahukpaktun anguvaktaitlu kanugitugiagin — **Ukiunga 1 (June 1996 - May 1997)**

Month/ᑕᕝᕙᖓ/Tatkia			JUN ᔫᓂ	JUL ᔪᓚᐃ	AUG ᐊᐅᒃᑐᑎ	SEP ᓱᑎᒃᐱᓇ	OCT ᐅᑦᑐᐱᓇ	NOV ᓄᓇᒃᐱᓇ	DEC ᑏᓱᒃᐱᓇ	JAN ᒎᓐᓄᐊᓇ	FEB ᓈᕝᕗᐊᓇ	MAR ᒪᕐᔪ	APR ᐃᕐᓇᓕ	MAY ᒪᐃ	Total ᑲᑎᑦᑐᑦ Tamakiklugin
Species	**ᐆᒪᔪᑦ**	**Umajuin**													
Caribou	ᑐᒃᑐᐃᑦ	Tuktut	322	323	559	435	386	390	299	372	380	491	471	421	1,729
Musk-ox	ᐅᒥᒃᒪᐃᑦ	Umingmait		3		2	8	9	9	2	3	11	4		41
Moose	ᑐᒃᑐᕝᕕᐃᑦ	Tuktuvait									1				1
Polar bear#	ᓇᓄᐃᑦ#	Nanuit#	n/d	n/d	n/d	n/d	n/d	n/d	n/d	n/d	n/d	n/d	n/d	n/d	n/d
Tundra grizzly	ᐊᒃᓚᐃᑦ	Akhait		1	1	1	1								4
Wolf	ᐊᒪᕈᐃᑦ	Amagut	3		2	2	1	16	16	11	14	30	53	16	125
Arctic fox	ᑎᓇᒐᓐᓂᐊᑦ	Tigiganiat			1		12	150	129	118	79	99	42	6	333
Coloured fox	ᖃᑯᓐᖏᑦᑐᑦ ᑎᓇᒐᓐᓂᐊᑦ	Kalaliit tigiganiat					6	24	15	11	15	19	4	1	73
Wolverine	ᖃᕐᕕᑦ	Kalvik					2	9	6	6	6	20	9	2	38
Lynx	ᐱᕝᕙᓯᕋᐃᑦ	Pamiuqtuuq							1						1
Arctic hare	ᐅᑲᓖᑦ	Ukalik	9	3	12	35	29	40	22	19	32	70	53	29	252
Arctic ground squirrel	ᓱᒃᓱᑦ	Hikhik	2	1	11	9							10	10	31
Seals (unspecified)	ᓯᖅᑯᓖᑦ	Natiit	32	14	9	4	2	16	6	7	5	13	3	23	91
Ringed seal	ᓇᑦᓱᑦ	Natiinat	501	415	359	380	355	274	155	251	272	328	328	387	1,363
Bearded seal	ᐅᒡᔪᐃᑦ	Ukyuk	24	56	73	63	56	16	4	15	11	21	9	7	273
Harp seal	ᖃᐃᕈᓖᑦ	Qairulik	5	33	39	69	60	13	5	2		1			180
Harbour seal	ᖃᓯᒋᐊᑦ	Qanigiaq		1	2										3
Hooded seal	ᐊᐸᐃᑦ	Nahakakaktutut ittut natiit			1										1
Walrus	ᐊᐃᕕᑦ	Akvik	7	44	25	30	15	3	3		6	5	5	4	109
Narwhal	ᑑᒐᓖᑦ ᕿᓚᓗᒐᑦ	Tuugaak	9	69	30	10	13							3	114
Beluga	ᖃᑯᕐᑦ ᕿᓚᓗᒐᑦ	Kilalugak	9	84	64	52	7	1						2	182
Bowhead	ᐊᕐᕕᑦ	Aivik			1										1
Geese (unspecified)	ᓂᕐᓖᑦ	Kanguk	30	2										7	36
Snow goose	ᑲᖑᐃᑦ	Kanguq	203	32	66	28	3						1	81	360
Canada goose	ᓂᕐᓖᑦ ᐅᓗᐊᒍᓖᑦ	Nikliknik	160	20	21	14	1						13	159	319
Ross's goose	ᖃᕋᕐᔪᐃᑦ	Kakat												2	2
Brant goose	ᓂᕐᓕᕐᓇᐃᑦ	Nirlirnaq	5	1	1	1									7
White-fronted goose	ᓂᕐᓖᑦ	Nirlivik		2	1									7	10
Ducks (unspecified)	ᒥᑏᑦ	Tinmiat	2											1	3
Old squaw	ᐊᒃᒋᐊᕐᔪᐃᑦ	Aahangik	1		2	1	9	2			1	1			15

654

Month/ᑕᕝᕕᖓ/Tatkia			JUN ᔫᓂ	JUL ᔪᓚᐃ	AUG ᐊᐅᒡᒍᑎ	SEP ᓱᑎᒡᐱᕆ	OCT ᐅᑦᑐᕆ	NOV ᓄᕕᒡᐱᕆ	DEC ᑏᓯᒡᐱᕆ	JAN ᒣᓐᓄᐊᕆ	FEB ᕖᕝᕗᐊᕆ	MAR ᒫᕐᔪ	APR ᐃᑦᕆᓕ	MAY ᒪᐃ	Total ᑲᑎᑦᑐᑦ Tamakiklugin
Species	**ᐆᒪᔪᑦ**	**Umajuin**													
Pintail	ᖁᒻᒧᐊᐊᔫᑦ	Arnaviaq	3	2	1										5
Eider duck	ᒥᑏᑦ	Kingalik	96	58	36	82	126	37	6	1	2	3	2	8	334
Tundra swan	ᖁᒻᔪᐃᑦ	Kukyuk	2		4		1							4	11
Common merganser	ᐸᐃᑦ	Nuyaralik	1	4	3	2	2								10
Black scoter	ᕿᓐᓂᑦᑕᑦ ᐱᑦᓯᐅᓛᑦᐸᑦ	Black scoter					1								1
Common loon	ᑑᒃᓕᒻᔪᐊᑦ	Tuulik		1	2		1								3
Arctic loon	ᑲᒻᓗᓛᑦ	Maliriq	1		2	2	1								5
Red-throated loon	ᖃᖅᓴᐅᑦ	Qaqhuaq		4	1	2									6
Black guillemot	ᐱᑦᓯᐅᓛᑦ	Black guillemot	2		1	5	1	2							10
Thick-billed murre	ᐊᑦᐸᐃᑦ	Thick-billed murre	3	2	1	5	4								13
Ptarmigan	ᐊᕿᒻᒋᑦ	Akilgik	50	3	3	34	115	138	76	71	89	115	96	141	567
Sandhill crane	ᑕᑎᒻᒐᑦᔪᐊᑦ	Tatilgaq			1										1
Eggs (unspecified)	ᒪᓐᓃᑦ	Manniit	9	6											15
Goose eggs	ᑲᖑᐃᑦ ᒪᓐᓂᖏᑦ	Uluaguliit manniit	116	9										7	132
Duck eggs	ᒥᑏᑦ ᒪᓐᓂᖏᑦ	Tinmiat manniit	26	29	3	2								1	61
Tundra swan eggs	ᖁᒻᔪᐃᑦ ᒪᓐᓂᖏᑦ	Kukyut manniit		1											1
Arctic tern eggs	ᐃᒥᖅᑯᑕᐃᓚᐃᑦ ᒪᓐᓂᖏᑦ	Emitkutailat manniit	10	4											13
Seagull eggs	ᓇᐅᔭᐃᑦ ᒪᓐᓂᖏᑦ	Nauyat manniit	29	1											30
Thick-billed murre eggs	ᐊᑦᐸᐃᑦ ᒪᓐᓂᖏᑦ	Thick-billed murre eggs	1	6											7
Fish (unspecified)	ᐃᖃᓗᐃᑦ	Ikaluit	4	2						3					9
Arctic char	ᐃᖃᓗᒃᐱᑦ	Ikaliviit	473	440	358	119	253	189	71	63	70	113	189	393	1,515
Freshwater fish (unspecified)	ᑕᕆᐅᖑᓐᖏᑦᑐᒥ ᐃᖃᓗᐃᑦ	Tahinik Ikaluit	1	1										1	3
Lake trout	ᐃᓱᕋᐃᑦ	Ikalukpik	145	40	40	16	72	46	22	13	7	50	82	268	534
Northern pike	ᓯᒻᒍᓛᑦ	Hiulik												1	1
Arctic grayling	ᓚᓗᒃᐸᐅᒐᐃᑦ	Hulupaugaq	7	7	6	4	13					1	1	6	35
Whitefish	ᑲᕕᓯᓛᑦ	Kapihiliit	14	2	9	13	28	16	5	2	1	1	1	2	71
Burbot	ᑎᒃᑖᓛᑦ	Tiktaaliq								1			1		2
Arctic cisco	ᐅᑭᐅᑦᑦᑐᒥ ᑲᕕᓯᓛᑦ	Kapihilik				1	1								2
Least cisco	ᒥᑭᓂᖅᑦ ᑲᕕᓯᓛᑦ	Eetuuk			1										1
Inconnu	ᑲᕕᓯᓕᑦᐸᐃᑦ	Aanakhiik		1					1		1				2
Ocean fish (unspecified)	ᐃᒪᓇᒃᒥ ᐃᖃᓗᐃᑦ	Tagiumi ikaluit												1	1
Cod	ᐆᒐᐃᑦ	Ugak	28	12	16	8	35	22	8	3	3	4	3	1	114
Sculpin	ᑲᓇᔪᐃᑦ	Kanayuk	44	29	15	3	7	6						6	101
Turbot	ᖃᓕᕋᓛᑦ	Nataarnak								1	4	9	8	2	14
Clams	ᐊᒻᒧᒪᔪᑦ	Uviluq	3	11	18	19	14	21	1						65
Mussels	ᐅᕕᓗᐃᑦ	Uviluvaloet		2	2		1				1	2	2		8

‡‡ No data are available corresponding to the harvest numbers shown in the harvest estimates table which were provided by DSD.

‡‡ ᑎᑎᕋᕐᒪᔪᓂᒃ ᐱᑕᖃᖅᑐᖅ ᐱᒃᔪᑎᓕᓐᓂᒃ ᐊᖑᒃᑦ ᖃᕋᐅᓂᖅᓄᑦ ᐊᓚᒃᑲᐅᒪᔪᓄᑦ ᐊᖑᒃᓄᑦ ᓇᓚᐅᖅᑐᑎᓂ ᑐᓂᒃᑭᖅᓂ ᐃᑯᐊᕐᕕᓕᓇᓂᑦ.

‡‡ Nahagauhimaitut titigakhimajunik pitman kanuk angujaukatakhimajunik kanukitunit pijaumajut ikupiktulikijinik.

TABLE/ᓇᓗᓇᐃᔭᐅᑦ/NAUNAIKUTA 655

Monthly harvest estimates
ᑕᕿᑕᒫᑦ ᐊᖑᔭᓄᑦ ᓇᓚᐅᑦᓵᕈᑏᑦ
Tatkiktamat nahaktauvaktun

Year 2 (June 1997 - May 1998)
ᐊᒻᕿᒍ 2 (ᔫᓂ 1997 - ᒪᐃ 1998)
Ukiunga 2 (June 1997 - May 1998)

Month/ᑕᕿᖓ/Tatkia			JUN† ᔫᓂ†	JUL† ᔪᓚᐃ†	AUG ᐊᐅᒻᒍᑎ	SEP†† ᓱᑎᒻᐱᓇ††	OCT†† ᐅᑦᑐᐱᓇ††	NOV†† ᓄᕕᒻᐱᓇ††	DEC†† ᑎᓯᒻᐱᓇ††	JAN†† ᒎᓐᓄᐊᓇ††	FEB†† ᕕᕝᕗᐊᓇ††	MAR ᒪᕐᔪ	APR ᐃᑦᓇᓕ	MAY ᒪᐃ	Total ᑲᑎᑦᑐᒋᑦ Tamakiklugin ± 95% CI
Species	**ᐆᒪᔪᑦ**	**Umajuin**													
Caribou	ᑐᒃᑐᐃᑦ	Tuktut	1,100	1,291	3,253	2,937	2,696	2,141	1,583	1,741	2,083	2,473	2,156	1,891	25,345 ± 558
Musk-ox	ᐅᒥᖅᒪᐃᑦ	Umingmait	6	3	5	2	5	4	1	1	4	1	4	2	38 ± 11
Moose	ᑐᒃᑐᕝᕕᐃᑦ	Tuktuvait	0	0	0	0	0	0	0	2	0	0	4	3	9 ± 8
Polar bear‡	ᓇᓄᐃᑦ‡	Nanuit‡	0	0	3	0	34	72	11	20	23	75	47	19	304
Tundra grizzly	ᐊᒃᓚᐃᑦ	Akhait	6	0	0	0	0	0	0	0	0	0	1	1	8 ± 7
Black bear	ᕿᓐᓂᕐᑦ ᐊᒃᓚᐃᑦ	Kiniktut akhait	0	0	0	3	0	0	0	0	0	0	0	0	3 ± 5
Wolf	ᐊᒪᕗᐃᑦ	Amagut	6	0	3	1	13	35	62	60	100	250	201	26	757 ± 159
Arctic fox	ᑎᓇᒐᓐᓂᐊᑦ	Tigiganiat	0	0	1	7	76	1,705	1,004	674	623	528	149	0	4,767 ± 448
Coloured fox	ᖃᑯᓐᖏᑦᑐᑦ ᑎᓇᒐᓐᓂᐊᑦ	Kalaliit tigiganiat	0	0	8	2	19	87	51	43	54	21	13	0	298 ± 41
Muskrat	ᐊᕕᓐᖓᕐᔪᐊᑦ	Kivgaluk	0	0	0	0	1	0	0	0	0	0	0	0	1 ± 0
Wolverine	ᖃᕝᕕᑦ	Kalvik	0	0	1	0	8	21	19	57	27	13	17	5	168 ± 32
Arctic hare	ᐅᑲᓖᑦ	Ukalik	26	4	30	94	73	54	53	63	60	82	104	49	692 ± 41
Arctic ground squirrel	ᓱᒃᓱᑦ	Hikhik	0	8	55	82	0	0	0	0	0	0	26	62	233 ± 49
Seals (unspecified)	ᓱᖅᑯᓖᑦ	Natiit	126	34	371	133	17	32	5	2	6	54	46	50	876 ± 205
Ringed seal	ᓇᑦᓱᑦ	Natiinat	4,163	2,131	2,859	3,412	2,493	1,613	1,183	1,973	1,432	1,647	1,784	1,958	26,648 ± 581
Bearded seal	ᐅᒻᔪᐃᑦ	Ukyuk	44	109	165	141	112	27	23	26	29	7	15	13	711 ± 40
Harp seal	ᖃᐃᕈᓖᑦ	Qairulik	8	20	142	243	169	114	31	2	2	0	0	0	731 ± 57
Harbour seal	ᖃᓯᒋᐊᑦ	Qanigiaq	1	0	10	0	0	2	4	0	1	1	0	0	19 ± 17
Hooded seal	ᐊᐸᐃᑦ	Nahakakaktutut ittut natiit	1	1	2	24	46	82	51	0	0	0	0	0	207 ± 68
Walrus	ᐊᐃᕕᑦ	Akvik	25	144	25	49	44	16	7	3	17	15	6	13	364 ± 20
Narwhal	ᑑᒫᓖᑦ ᕿᓚᓗᒐᑦ	Tuugaak	20	100	83	20	5	1	0	0	0	0	2	4	235 ± 15
Beluga	ᖃᑯᕐᑕᑦ ᕿᓚᓗᒐᑦ	Kilalugak	22	207	344	69	30	8	0	0	0	0	2	27	709 ± 167
Geese (unspecified)	ᓂᕐᓖᑦ	Kanguk	141	13	48	16	0	0	0	0	0	0	0	279	497 ± 103
Snow goose	ᑲᖑᐃᑦ	Kanguq	4,840	565	671	431	17	0	0	0	0	0	20	4,680	11,224 ± 1,406
Canada goose	ᓂᕐᓖᑦ ᐅᓗᐊᒍᓖᑦ	Nikliknik	857	459	248	291	10	0	0	0	0	0	210	3,866	5,941 ± 619
Ross's goose	ᖃᕝᕐᔪᐃᑦ	Kakat	12	0	0	4	0	0	0	0	0	0	0	34	50 ± 49
Brant goose	ᓂᕐᓕᕐᓇᐃᑦ	Nirlirnaq	44	0	2	66	4	0	0	0	0	0	0	1	117 ± 31
White-fronted goose	ᓂᕐᓖᑦ	Nirlivik	27	2	7	0	63	0	0	0	0	0	0	71	170 ± 88
Ducks (unspecified)	ᒥᑏᑦ	Tinmiat	56	38	0	0	0	0	0	0	0	0	0	0	94 ± 51
Old squaw	ᐊᒃᒋᐊᕐᔪᐃᑦ	Aahangik	5	1	7	2	44	17	0	14	13	0	0	0	103 ± 21
Pintail	ᕐᒍᒻᒧᐊᔫᑦ	Arnaviaq	0	6	0	0	0	0	0	0	0	0	0	0	6 ± 3
Mallard	ᒥᑎᓛᑦ	Mitik	0	0	0	0	0	0	0	0	0	0	0	1	1 ± 1
Eider duck	ᒥᑏᑦ	Kingalik	1,078	679	292	543	1,110	903	486	197	83	23	169	404	5,967 ± 387
Tundra swan	ᕐᒍᒻᔪᐃᑦ	Kukyuk	2	0	0	2	0	0	0	0	0	0	0	29	33 ± 40

655

Month/ᑕᕝᕕᖓ/Tatkia			JUN† ᔫᓂ†	JUL† ᔪᓚᐃ†	AUG ᐊᐅᒡᒍᑎ	SEP†† ᓯᑎᒡᐱᕆ††	OCT†† ᐅᑦᑐᐱᕆ††	NOV†† ᓄᕕᒡᐱᕆ††	DEC†† ᑏᓯᒡᐱᕆ††	JAN†† ᒎᓐᓄᐊᕆ††	FEB†† ᕖᕝᕗᐊᕆ††	MAR ᒪᕐᓯ	APR ᐃᑦᕆᓕ	MAY ᒪᐃ	Total ᑲᑎᑦᑐᒋᑦ Tamakiklugin ± 95% CI
Species	**ᐆᒪᔪᑦ**	**Umajuin**													
Common merganser	ᐸᐃᑦ	Nuyaralik	0	0	119	19	12	0	0	0	0	0	0	0	150 ± 42
Red breasted merganser	ᑲᒃᓱᖅᑑᑦ	Red breasted merganser	0	0	1	0	0	0	0	0	0	0	0	0	1 ± 1
Scaup (unspecified)	ᒥᑏᑦ ᐊᐃᑉᐸᖏᑦ	Scaup	0	1	0	0	0	0	0	0	0	0	0	0	1 ± 2
Black scoter	ᐱᑦᓯᐅᓛᑦᐸᑦ	Black scoter	0	0	1	7	0	0	0	0	0	0	0	0	8 ± 5
Common loon	ᑑᓪᓗᒡᔪᐊᑦ	Tuulik	6	1	3	26	0	0	0	0	0	0	0	0	36 ± 36
Arctic loon	ᑲᒡᓗᓖᑦ	Maliriq	0	0	0	1	1	0	0	0	0	0	0	0	2 ± 1
Red-throated loon	ᖃᖅᓴᐅᑦ	Qaqhuaq	10	1	13	6	0	0	0	0	0	0	0	0	30 ± 10
Yellow-billed loon	ᑑᓪᓗᒡᔪᐊᑦ	Tuulik	0	6	0	3	0	0	0	0	0	0	0	1	10 ± 5
Black guillemot	ᐱᑦᓯᐅᓛᑦ	Black guillemot	1	165	0	19	0	0	0	0	0	6	0	0	191 ± 237
Thick-billed murre	ᐊᑉᐸᐃᑦ	Thick-billed murre	104	4	15	4	7	4	0	0	0	30	199	16	383 ± 73
Ptarmigan	ᐊᕿᒡᒋᑦ	Akilgik	169	7	47	774	1,259	1,948	2,522	1,727	1,596	1,672	4,359	3,136	19,216 ± 744
Sandhill crane	ᑕᑎᒡᒐᑉᔪᐊᑦ	Tatilgaq	3	0	0	0	0	0	0	0	0	0	0	4	7 ± 5
Snowy owl	ᐅᒃᐱᒃᔪᐊᑦ	Ookpik	0	0	0	0	0	0	0	2	0	0	0	0	2 ± 0
Eggs (unspecified)	ᒪᓐᓃᑦ	Manniit	0	116	0	0	0	0	0	0	0	0	0	0	116 ± 97
Goose eggs	ᑲᖑᐃᑦ ᒪᓐᓂᖏᑦ	Uluaguliit manniit	11,986	694	0	0	0	0	0	0	0	0	0	3,088	15,768 ± 3,199
Duck eggs	ᒥᑏᑦ ᒪᓐᓂᖏᑦ	Tinmiat manniit	3,949	1,515	79	0	0	0	0	0	0	0	0	21	5,564 ± 799
Tundra swan eggs	ᖁᒡᔪᐃᑦ ᒪᓐᓂᖏᑦ	Kukyut manniit	11	0	0	0	0	0	0	0	0	0	0	0	11 ± 15
Arctic tern eggs	ᐃᒥᖅᑯᑕᐃᓚᐃᑦ ᒪᓐᓂᖏᑦ	Emitkutailat manniit	638	58	0	0	0	0	0	0	0	0	0	0	696 ± 139
Seagull eggs	ᓇᐅᔭᐃᑦ ᒪᓐᓂᖏᑦ	Nauyat manniit	244	88	0	0	0	0	0	0	0	0	0	3	335 ± 137
Black guillemot eggs	ᐱᑦᓯᐅᓛᑦ ᒪᓐᓂᖏᑦ	Black guillemot eggs	0	16	0	0	0	0	0	0	0	0	0	0	16 ± 13
Eider down∅	ᒥᑏᑦ ᖁᓂᕈᖏᑦ∅	Mitiit qiviungit∅	360	233	0	0	0	0	0	0	0	0	0	0	593 ± 407
Fish (unspecified)	ᐃᖃᓗᐃᑦ	Ikaluit	0	0	0	0	0	0	0	0	0	0	0	66	66 ± 13
Arctic char	ᐃᖃᓗᒃᐱᑦ	Ikaliviit	17,824	23,534	33,539	17,249	20,331	11,991	9,063	14,597	8,989	8,318	16,034	15,735	197,204 ± 6,816
Lake trout	ᐃᓗᕋᐃᑦ	Ikalukpik	7,792	2,967	1,743	1,275	1,757	771	500	134	431	640	1,907	3,773	23,690 ± 3,246
Northern pike	ᓱᒡᒍᓖᑦ	Hiulik	0	0	0	4	3	0	0	0	0	0	0	1	8 ± 4
Arctic grayling	ᓚᓗᒃᐸᐅᒐᐃᑦ	Hulupaugaq	26	414	182	276	193	0	0	0	0	0	0	6	1,097 ± 486
Whitefish	ᑲᕕᓯᓖᑦ	Kapihiliit	196	1,316	277	322	7,123	6,521	636	37	71	48	137	147	16,831 ± 1,910
Burbot	ᑎᒃᑕᓖᑦ	Tiktaaliq	0	0	0	0	18	1	6	0	0	1	0	0	26 ± 15
Arctic cisco	ᐅᑭᐅᑦᑐᒥ ᑲᕕᓯᓖᑦ	Kapihilik	373	158	66	17	54	0	0	0	0	0	0	1	669 ± 40
Least cisco	ᒥᑭᓂᖅᑦ ᑲᕕᓯᓖᑦ	Eetuuk	0	0	0	0	0	0	0	0	1	0	0	0	1 ± 1
Inconnu	ᑲᕕᓯᓕᑦᐸᐃᑦ	Aanakhiik	1	0	0	0	0	0	0	0	0	0	0	0	1 ± 0
Cod	ᐆᒪᐃᑦ	Ugak	368	86	136	76	461	2,160	718	472	479	1,284	365	382	6,987 ± 824
Sculpin	ᑲᓇᔪᐃᑦ	Kanayuk	1,349	4,236	552	254	46	125	16	0	173	20	32	54	6,857 ± 1,432
Turbot	ᖃᓕᕋᓖᑦ	Nataarnak	1	0	0	0	0	0	0	0	583	1,270	1,247	1,268	4,369 ± 1,726
Clams	ᐊᒻᒧᒪᔪᑦ	Uviluq	982	7,254	15,298	5,349	1,801	7,612	0	0	0	2	0	0	38,298 ± 4,455
Mussels	ᐅᕕᓗᐃᑦ	Uviluvaloet	0	0	0	0	0	345	0	0	0	186	307	0	838 ± 500

† No data collected in Cape Dorset and Iqaluit.
†† No data collected in Rankin Inlet.
‡ Polar bear data supplied by DSD.
∅ Number of nests harvested.

† ᓇᓴᐃᔪᖃᓚᐅᖅᑭᑦᑐᖅ ᑭᖅᖓᓂ ᐊᒻᒪᓗ ᐃᖃᓗᖅᓂ.
†† ᓇᓴᐃᔪᖃᓚᐅᖅᑭᑦᑐᖅ ᑲᖏᑦᓕᓂᖅᒥ.
‡ ᓇᓄᑦᓄᑦ ᑎᑎᕋᑦᑕᐅᒪᔪᑦ ᑐᓂᒃᑭᑦ ᐅᑯᐊ ᐃᑯᐱᕐᕕᓕᕆᔨᑦ.
∅ ᖃᑦᓯᐅᓂᖅᑦ ᐱᑭᐅᑦ ᓄᐊᑕᐅᔪᑦ.

† Katikhiktauhimaitut Kinnganik Iqaluknilu.
†† Katikhiktauhimaitut Kangikhinikmik.
‡ Nanuin nahagaumajut pijauhimajut Ikupiktulikijinik.
∅ Amigaitiginit maniktagauhimajut.

TABLE/ᓇᓗᓇᐃᔭᐅᑦ/NAUNAIKUTA 656

Monthly hunter response — **Year 2 (June 1997 - May 1998)**

ᑕᕿᑕᒫᑦ ᐊᖑᓇᓱᒃᑏᑦ ᑭᐅᓂᖏᑦ — **ᐊᒻᕐᒍ 2 (ᔫᓂ 1997 - ᒪᐃ 1998)**

Tatkiktaman pijauhimajut angunahuktinun — **Ukiunga 2 (June 1997 - May 1998)**

Month/ᑕᕿᖓ/Tatkia			JUN ᔫᓂ	JUL ᔪᓚᐃ	AUG ᐊᐅᒻᒍᑎ	SEP ᓱᑎᒻᐱᓇ	OCT ᐅᑦᑐᐱᓇ	NOV ᓄᐃᒻᐱᓇ	DEC ᑏᓯᒻᐱᓇ	JAN ᒣᓐᓄᐊᓇ	FEB ᕕᖕᐅᐊᓇ	MAR ᒫᕿ	APR ᐃᑦᓇᓕ	MAY ᒪᐃ	Total ᑲᑎᑦᑐᒋᑦ Tamakiklugin
Hunter Response Categories	**ᐊᖑᓇᓱᒃᑏᑦ ᑭᐅᓂᖏᑦ ᐋᒻᒍᑦᓯᒪᓂᖏᑦ**	**Angunahukpaktun Kiujait**													
Monthly hunter list	ᑕᕿᑕᒫᑦ ᐊᖑᓇᓱᒃᑏᑦ	Tatkitaman angunahuktut titigait	4,482	4,513	5,283	4,905	4,897	4,892	4,900	4,896	4,923	5,294	5,286	5,278	5,451*
Interview list	ᐊᐱᕐᓱᕋᓐᓴᐃᑦ	Apikiktan	3,710	3,740	4,243	4,014	4,005	4,000	4,009	4,009	4,029	4,255	4,250	4,241	4,415*
Hunters interviewed	ᐊᖑᓇᓱᒃᑏᑦ ᐊᐱᕐᓱᑦᑕᑦ	Angunahuktin apikhuktan	2,920	2,979	3,432	3,466	3,527	3,487	3,418	3,633	3,628	3,678	3,678	3,646	4,289*
Harvested	ᐊᖑᓇᓱᒃᑐᒥᓃᑦ	Angujaujut	1,143	989	1,344	1,158	1,058	912	730	848	848	904	994	1,437	2,932*
Response Rate (%)	ᑭᐅᔪᑦ ᖃᑦᓯᐅᓂᖏᑦ (%)	Kiujut (%)	79	80	81	86	88	87	85	91	90	86	87	86	85**

* Hunters registered/on interview list/interviewed/harvested in at least one month of the year.
** Mean monthly response rate (%).

* ᐊᖑᓇᓱᒃᑏᑦ ᐊᑎᓕᐅᔾᓚᔪᑦ/ᐊᐱᕐᓱᕋᓐᓴᓐᑦ/ᐊᐱᕐᓱᑦᑕᑦ/ᐊᖑᓇᓱᒃᑐᒥᓃᑦ ᐊᑕᐅᓯᐊᕐᓗ% ᐊᑐᑎᒃ ᐊᒻᕐᒍᒥ.
** ᐊᔾᔨᒌᓕᑎᓯᒪᔪᑦ ᑕᕿᑕᒫᑦ ᑭᐅᔪᑦ (%).

* Angunahuktin atiliukhimajut/apikhiktaunikut/anguhimajut talvani ukiumi.
** Talvani angunahuknami kiujutaumajut (%).

TABLE/ᓇᓗᓇᐃᔭᐅᑦ/NAUNAIKUTA 657

Recall period between harvest and interview, expressed as % of total harvest records — **Year 2 (June 1997 - May 1998)**

ᐅᑎᕐᕕᐅᔪᑦ ᐊᑯᕐᖓᓂ ᐊᖑᓇᓱᒃᓂᖓᑕ ᐊᒻᒪᓗ ᐊᐱᕐᓱᕐᑕᐅᓂᖓᑕ, ᓇᓗᓇᐃᕐᑕᑦ ᐃᒫᒃ % ᑲᑎᑦᑐᒋᑦ ᐊᖑᓇᓱᒃᑕᑦ ᑎᑎᕐᕕᑕᐅᒪᔪᑦ — **ᐊᒻᕐᒍ 2 (ᔫᓂ 1997 - ᒪᐃ 1998)**

Itkaumajaujut angunahuktunun apihijauvaktunutlu, kanuk amigaitiginit tamakiklugin angujauhimajut — **Ukiunga 2 (June 1997 - May 1998)**

Month/ᑕᕿᖓ/Tatkia			JUN ᔫᓂ	JUL ᔪᓚᐃ	AUG ᐊᐅᒻᒍᑎ	SEP ᓱᑎᒻᐱᓇ	OCT ᐅᑦᑐᐱᓇ	NOV ᓄᐃᒻᐱᓇ	DEC ᑏᓯᒻᐱᓇ	JAN ᒣᓐᓄᐊᓇ	FEB ᕕᖕᐅᐊᓇ	MAR ᒫᕿ	APR ᐃᑦᓇᓕ	MAY ᒪᐃ	Total ᑲᑎᑦᑐᒋᑦ Tamakiklugin
Recall Period	**ᐅᑎᕐᕕᐅᔪᑦ**	**Pigiakvia**													
≤ 3 months	≤ 3 ᑕᕿᑦ	≤ tatkin pingahut	92	89	84	84	89	92	94	85	87	87	85	85	88
4-6 months	4-6 ᑕᕿᑦ	tatkin hitaman 6nut	2	7	9	14	8	6	4	10	8	6	4	9	8
> 6 months	> 6 ᑕᕿᑦ	> 6 tatkin	6	3	7	2	3	3	2	5	5	7	11	6	5

TABLE/ᓇᓗᓇᐃᔭᐅᑦ/NAUNAIKUTA 658

Number of hunters harvesting each species — **Year 2 (June 1997 - May 1998)**

ᖃᑦᓯᐅᓂᖏᑦ ᐊᖑᓇᓱᒃᑏᑦ ᐊᖑᓇᓱᒃᐸᑦᑐᑦ ᐊᑐᓂᒃ ᐆᒪᔪᕐᓂᒃ — **ᐊᒃᕿᒍ 2 (ᔫᓂ 1997 - ᒪᐃ 1998)**

Amigaitiginigin angunahukpaktun anguvaktaitlu kanugitugiagin — **Ukiunga 2 (June 1997 - May 1998)**

Month/ᑕᖅᖓ/Tatkia			JUN ᔫᓂ	JUL ᔪᓚᐃ	AUG ᐊᐅᒃᑐᑎ	SEP ᓱᑎᒃᐱᓇ	OCT ᐅᑦᑐᐱᓇ	NOV ᓄᓇᒃᐱᓇ	DEC ᑏᓱᒃᐱᓇ	JAN ᒨᓐᓄᐊᓇ	FEB ᓈᖅᑐᐊᓇ	MAR ᒪᕐᔪ	APR ᐃᕐᓇᓕ	MAY ᒪᐃ	Total ᑲᑎᑦᑐᑦ Tamakiklugin
Species	**ᐆᒪᔪᑦ**	**Umajuin**													
Caribou	ᑐᒃᑐᐃᑦ	Tuktut	308	335	733	559	440	399	351	442	484	533	505	477	1,852
Musk-ox	ᐅᒥᒃᒪᐃᑦ	Umingmait	3	2	2	2	4	2	1	1	2	1	4	1	23
Moose	ᑐᒃᑐᕝᕕᐃᑦ	Tuktuvait								1			2	1	3
Polar bear#	ᓇᓄᐃᑦ#	Nanuit#	n/d	n/d	n/d	n/d	n/d	n/d	n/d	n/d	n/d	n/d	n/d	n/d	n/d
Tundra grizzly	ᐊᒃᓚᐃᑦ	Akhait	2										1	1	3
Black bear	ᕿᓐᓂᕐᑦ ᐊᒃᓚᐃᑦ	Kiniktut akhait				1									1
Wolf	ᐊᒪᕆᐃᑦ	Amagut	2		3	1	4	17	17	15	26	38	43	18	131
Arctic fox	ᑎᓇᒐᓐᓂᐊᑦ	Tigiganiat			1	3	18	138	125	98	75	47	23		324
Coloured fox	ᖃᑯᓐᖏᑦᑐᑦ ᑎᓇᒐᓐᓂᐊᑦ	Kalaliit tigiganiat			2	2	6	27	14	14	23	8	5		77
Muskrat	ᐊᕕᓐᖓᕐᔪᐊᑦ	Kivgaluk					1								1
Wolverine	ᖃᕐᕕᑦ	Kalvik			1		6	14	7	14	11	9	10	4	51
Arctic hare	ᐅᑲᓖᑦ	Ukalik	13	2	16	46	37	32	15	31	36	47	46	30	258
Arctic ground squirrel	ᓱᒃᓱᑦ	Hikhik		1	6	5							3	7	16
Seals (unspecified)	ᓱᖅᑯᓖᑦ	Natiit	18	8	42	12	4	13	2	1	3	5	7	20	105
Ringed seal	ᓇᑦᓱᑦ	Natiinat	621	435	638	599	482	362	255	363	309	352	353	402	1,639
Bearded seal	ᐅᒡᔪᐃᑦ	Ukyuk	30	68	122	92	60	18	7	19	20	7	9	7	354
Harp seal	ᖃᐃᕈᓖᑦ	Qairulik	6	12	54	86	58	34	9	1	1				197
Harbour seal	ᖃᓯᒋᐊᑦ	Qanigiaq	1		1			2	1		1	1			7
Hooded seal	ᐊᐸᐃᑦ	Nahakakaktutut ittut natiit	1	1	2	10	21	17	4						48
Walrus	ᐊᐃᕕᑦ	Akvik	17	76	18	31	24	13	5	3	13	12	5	13	164
Narwhal	ᑑᒫᓖᑦ ᕿᓚᓗᒐᑦ	Tuugaak	14	56	37	16	4	1					1	4	111
Beluga	ᖃᑯᕐᑦ ᕿᓚᓗᒐᑦ	Kilalugak	11	45	79	31	18	4					1	10	169
Geese (unspecified)	ᓂᕐᓖᑦ	Kanguk	9	2	1	2								23	34
Snow goose	ᑲᖑᐃᑦ	Kanguq	189	47	96	59	2						3	202	490
Canada goose	ᓂᕐᓖᑦ ᐅᓗᐊᒍᓖᑦ	Nikliknik	89	24	23	36	3						22	274	388
Ross's goose	ᖃᕌᕐᔪᐃᑦ	Kakat	1			1								4	5
Brant goose	ᓂᕐᓕᕐᓇᐃᑦ	Nirlirnaq	7		1	6	1							1	14
White-fronted goose	ᓂᕐᓖᑦ	Nirlivik	3	1	1		1							9	15
Ducks (unspecified)	ᒥᑏᑦ	Tinmiat	6	1											7
Old squaw	ᐊᒃᒋᐊᕐᔪᐃᑦ	Aahangik	3	1	1	1	5	3		2	3				18
Pintail	ᕐᓚᒃᒪᐊᔫᑦ	Arnaviaq		1											1
Mallard	ᒥᑎᓛᑦ	Mitik												1	1
Eider duck	ᒥᑏᑦ	Kingalik	126	49	50	74	100	60	14	13	11	5	14	34	364

658

Month/ᑕᕝᕕᖓ/Tatkia			JUN ᔫᓂ	JUL ᔪᓚᐃ	AUG ᐊᐅᒡᒍᑎ	SEP ᓱᑎᒡᐱᕆ	OCT ᐅᑦᑐᐱᕆ	NOV ᓄᑦᐱᕆ	DEC ᑏᓱᒡᐱᕆ	JAN ᒎᓐᓄᐊᕆ	FEB ᕕᖕᒋᐊᕆ	MAR ᒫᕐᓯ	APR ᐃᑦᕆᓕ	MAY ᒪᐃ	Total ᑲᑎᕐᑐᑦ Tamakiklugin
Species	**ᐆᒪᔪᑦ**	**Umajuin**													
Tundra swan	ᖁᒡᔪᐃᑦ	Kukyuk	1			1								4	6
Common merganser	ᐸᐃᑦ	Nuyaralik			12	3	5								17
Red breasted merganser	ᑲᒃᓵᖕᑑᑦ	Red breasted merganser			1										1
Scaup (unspecified)	ᒥᑏᑦ ᐊᐃᑉᐸᖏᑦ	Scaup		1											1
Black scoter	ᐱᑦᓯᐅᓛᑉᐸᑦ	Black scoter			1	2									3
Common loon	ᑑᓪᓕᒡᔪᐊᑦ	Tuulik	2	1	1	3									7
Arctic loon	ᑲᒡᓗᓖᑦ	Maliriq				1	1								2
Red-throated loon	ᖃᖅᓴᐅᑦ	Qaqhuaq	4	1	4	2									10
Yellow-billed loon	ᑑᓪᓕᒡᔪᐊᑦ	Tuulik		4		1								1	6
Black guillemot	ᐱᑦᓯᐅᓛᑦ	Black guillemot	1	2		4						1			8
Thick-billed murre	ᐊᑉᐸᐃᑦ	Thick-billed murre	16	1	2	2	7	3				1	6	4	38
Ptarmigan	ᐊᕿᒡᒋᑦ	Akilgik	37	5	9	75	110	133	133	123	127	139	191	215	708
Sandhill crane	ᑕᑎᒡᒐᑉᔪᐊᑦ	Tatilgaq	2											2	4
Snowy owl	ᐅᒃᐱᒃᔪᐊᑦ	Ookpik								2					2
Eggs (unspecified)	ᒪᓐᓂᑦ	Manniit		3											3
Goose eggs	ᑲᖑᐃᑦ ᒪᓐᓂᖏᑦ	Uluaguliit manniit	108	6										32	145
Duck eggs	ᒥᑏᑦ ᒪᓐᓂᖏᑦ	Tinmiat manniit	56	26	1									1	79
Tundra swan eggs	ᖁᒡᔪᐃᑦ ᒪᓐᓂᖏᑦ	Kukyut manniit	1												1
Arctic tern eggs	ᐃᒥᖅᑯᑕᐃᓚᐃᑦ ᒪᓐᓂᖏᑦ	Emitkutailat manniit	25	4											29
Seagull eggs	ᓇᐅᔭᐃᑦ ᒪᓐᓂᖏᑦ	Nauyat manniit	18	6										1	25
Black guillemot eggs	ᐱᑦᓯᐅᓛᑦ ᒪᓐᓂᖏᑦ	Black guillemot eggs		2											2
Eider down	ᒥᑏᑦ ᖁᓂᓗᖏᑦ	Mitiit qiviungit	4	2											6
Fish (unspecified)	ᐃᖃᓗᐃᑦ	Ikaluit												15	15
Arctic char	ᐃᖃᓗᒃᐱᑦ	Ikaliviit	434	409	472	220	258	162	111	82	70	106	183	513	1,576
Lake trout	ᐃᓱᕋᐃᑦ	Ikalukpik	153	55	38	36	77	42	24	11	30	34	97	275	541
Northern pike	ᓱᒡᒍᓖᑦ	Hiulik				1	1							1	3
Arctic grayling	ᓯᓗᒃᐸᐅᒐᐃᑦ	Hulupaugaq	1	6	5	8	3							2	20
Whitefish	ᑲᕕᓯᓖᑦ	Kapihiliit	5	13	11	13	52	41	10	3	3	4	3	4	113
Burbot	ᑎᒃᑕᓖᑦ	Tiktaaliq					4	1	1			1			7
Arctic cisco	ᐅᑭᐅᑦᑦᑐᒥ ᑲᕕᓯᓖᑦ	Kapihilik	24	4	4	2	2							1	32
Least cisco	ᒥᑭᓂᖅᑦ ᑲᕕᓯᓖᑦ	Eetuuk									1				1
Inconnu	ᑲᕕᓯᓕᑉᐸᐃᑦ	Aanakhiik	1												1
Cod	ᐆᒐᐃᑦ	Ugak	18	1	11	7	23	26	14	24	14	19	6	13	118
Sculpin	ᑲᓇᔪᐃᑦ	Kanayuk	28	14	13	6	6	7	3		2	2	4	8	70
Turbot	ᖃᓕᕋᓖᑦ	Nataarnak	1								1	4	3	2	9
Clams	ᐊᒻᒧᒪᔪᑦ	Uviluq	6	10	63	29	12	10				1			109
Mussels	ᐅᕕᓗᐃᑦ	Uviluvaloet						1				1	1		2

‡‡ No data are available corresponding to the harvest numbers shown in the harvest estimates table which were provided by DSD.

‡‡ ᑎᑎᕋᓯᒪᔪᓂᒃ ᐱᑕᖃᖏᑦᑐᖅ ᐱᒃᔪᑎᓕᓐᓂᒃ ᐊᖑᔭᑦ ᖃᕋᐅᓂᖏᓐᓄᑦ ᐊᓚᒃᑲᐅᒪᔪᓄᑦ ᐊᖑᔭᓄᑦ ᓇᓚᐅᑦᓴᕈᑎᓂ ᑐᓂᔭᖏᓐᓂ ᐃᑯᐱᕐᐃᓕᓂᕆᑦ.

‡‡ Nahagauhimaitut titigakhimajunik pitman kanuk angujaukatakhimajunik kanukitunit pijaumajut ikupiktulikijinik.

TABLE/ᓇᓗᓇᐃᔭᐅᑦ/NAUNAIKUTA 659

Monthly harvest estimates
ᑕᕿᑕᒫᑦ ᐊᖑᔭᓄᑦ ᓇᓚᐅᑦᓵᕈᑏᑦ
Tatkiktamat nahaktauvaktun

Year 3 (June 1998 - May 1999)
ᐊᒻᕿᒍ 3 (ᔫᓂ 1998 - ᒪᐃ 1999)
Ukiunga 3 (June 1998 - May 1999)

Month/ᑕᕿᖓ/Tatkia			JUN ᔫᓂ	JUL ᔪᓚᐃ	AUG ᐊᐅᒡᒍᑎ	SEP ᓱᑎᒡᐱᓇ	OCT ᐅᑦᑐᐱᓇ	NOV ᓄᓇᒡᐱᓇ	DEC ᑏᓯᒡᐱᓇ	JAN ᒎᓐᓄᐊᓇ	FEB ᓈᕝᐅᐊᓇ	MAR ᒪᕐᔪ	APR ᐃᑦᓇᓕ	MAY ᒪᐃ	Total ᑲᑎᑦᑐᒋᑦ Tamakiklugin ± 95% CI
Species	**ᐆᒪᔪᑦ**	**Umajuin**													
Caribou	ᑐᒃᑐᐃᑦ	Tuktut	868	1,386	2,877	2,821	1,838	1,643	1,555	2,688	2,820	2,522	2,942	1,987	25,947 ± 678
Musk-ox	ᐅᒥᒃᒪᐃᑦ	Umingmait	1	7	7	0	9	10	8	0	6	19	10	8	85 ± 19
Moose	ᑐᒃᑐᕝᕕᐃᑦ	Tuktuvait	0	0	0	0	0	0	0	0	0	1	1	0	2 ± 1
Polar bear‡	ᓇᓄᐃᑦ‡	Nanuit‡	0	0	9	6	24	64	24	20	30	83	37	14	311
Tundra grizzly	ᐊᒃᓚᐃᑦ	Akhait	0	3	0	0	0	0	0	0	0	0	0	1	4 ± 2
Black bear	ᕿᓐᓂᕐᑦ ᐊᒃᓚᐃᑦ	Kiniktut akhait	0	0	0	0	0	0	0	0	0	0	1	0	1 ± 1
Wolf	ᐊᒪᕗᐃᑦ	Amagut	1	0	0	7	14	42	61	105	153	347	321	35	1,086 ± 212
Arctic fox	ᑎᓇᒐᓐᓂᐊᑦ	Tigiganiat	0	0	0	3	4	344	553	655	285	407	107	3	2,361 ± 471
Coloured fox	ᖃᑯᓐᖏᑦᑐᑦ ᑎᓇᒐᓐᓂᐊᑦ	Kalaliit tigiganiat	0	0	0	1	10	9	32	22	58	26	3	0	161 ± 17
Wolverine	ᖃᕝᕕᑦ	Kalvik	0	0	0	1	0	10	7	16	39	52	29	4	158 ± 24
Arctic hare	ᐅᑲᓖᑦ	Ukalik	13	1	26	134	65	33	39	47	93	125	133	84	793 ± 65
Arctic ground squirrel	ᓱᒃᓱᒋᑦ	Hikhik	0	116	170	45	4	1	0	0	0	1	42	139	518 ± 293
Seals (unspecified)	ᓱᖅᑯᓖᑦ	Natiit	71	39	163	57	68	19	10	0	2	4	0	1	434 ± 112
Ringed seal	ᓇᑦᓱᒋᑦ	Natiinat	5,155	2,311	2,820	2,178	2,149	1,947	1,557	1,457	1,164	1,073	1,350	1,611	24,772 ± 468
Bearded seal	ᐅᒡᔪᐃᑦ	Ukyuk	68	121	188	119	80	37	10	43	42	13	22	21	764 ± 45
Harp seal	ᖃᐃᕈᓖᑦ	Qairulik	6	20	99	121	93	44	17	2	0	0	0	10	412 ± 28
Harbour seal	ᖃᓯᒋᐊᑦ	Qanigiaq	0	2	1	1	1	0	0	0	0	1	0	0	6 ± 2
Hooded seal	ᐊᐸᐃᑦ	Nahakakaktutut ittut natiit	0	2	1	0	2	0	1	0	0	0	0	1	7 ± 2
Walrus	ᐊᐃᕕᑦ	Akvik	19	131	49	47	40	7	6	5	13	20	7	12	356 ± 26
Narwhal	ᑑᒫᓖᑦ ᕿᓚᓗᒐᑦ	Tuugaak	12	55	132	30	33	2	0	0	0	0	0	13	277 ± 16
Beluga	ᖃᑯᕐᑦ ᕿᓚᓗᒐᑦ	Kilalugak	37	160	207	157	34	14	0	0	0	0	0	21	630 ± 69
Bowhead	ᐊᕐᕕᒃ	Aivik	0	1	0	0	0	0	0	0	0	0	0	0	1 ± 1
Geese (unspecified)	ᓂᕐᓖᑦ	Kanguk	177	0	0	0	0	0	0	0	0	0	63	817	1,057 ± 594
Snow goose	ᑲᖑᐃᑦ	Kanguq	7,103	152	239	233	92	0	0	0	0	0	87	4,376	12,282 ± 1,526
Canada goose	ᓂᕐᓖᑦ ᐅᓗᐊᒍᓖᑦ	Nikliknik	709	529	153	216	31	0	0	0	0	0	162	3,361	5,161 ± 504
Ross's goose	ᖃᕐᕐᔪᐃᑦ	Kakat	0	0	0	0	0	0	0	0	0	0	0	12	12 ± 12
Brant goose	ᓂᕐᓕᕐᓇᐃᑦ	Nirlirnaq	24	0	0	27	19	0	0	0	0	0	0	13	83 ± 29
White-fronted goose	ᓂᕐᓖᑦ	Nirlivik	4	0	8	0	0	0	0	0	0	0	0	112	124 ± 82
Ducks (unspecified)	ᒥᑏᑦ	Tinmiat	38	0	0	0	0	0	0	0	0	0	0	0	38 ± 31
Old squaw	ᐊᒃᒋᐊᕐᔪᐃᑦ	Aahangik	22	1	0	0	39	28	1	5	0	26	0	3	125 ± 25
Pintail	ᕐᒍᒻᒪᐊᔫᑦ	Arnaviaq	2	0	0	0	0	0	0	0	0	0	0	0	2 ± 1
Eider duck	ᒥᑏᑦ	Kingalik	1,024	422	299	423	1,065	1,690	591	163	186	122	88	191	6,264 ± 237
Tundra swan	ᕐᒍᒻᔪᐃᑦ	Kukyuk	9	0	6	1	0	0	0	0	0	0	0	125	141 ± 162

659

Month/ᑕᕝᕕᖓ/Tatkia			JUN ᔪᓂ	JUL ᔪᓚᐃ	AUG ᐊᐅᒡᒍᑎ	SEP ᓱᑎᒡᐱᕆ	OCT ᐅᑦᑐᕆ	NOV ᓄᕕᒡᐱᕆ	DEC ᑏᓯᒡᐱᕆ	JAN ᒣᓐᓄᐊᕆ	FEB ᕕᕝᕗᐊᕆ	MAR ᒪᕐᕿ	APR ᐃᑦᕆᓕ	MAY ᒪᐃ	Total ᑲᑎᑦᑐᒋᑦ Tamakiklugin ± 95% CI
Species	**ᐆᒪᔪᑦ**	**Umajuin**													
Common merganser	ᐸᐃᑦ	Nuyaralik	2	21	0	11	10	19	0	0	0	0	0	1	64 ± 9
Red breasted merganser	ᖃᔅᓗᖅᑐᑦ	Red breasted merganser	1	14	1	0	0	0	0	0	0	0	0	0	16 ± 6
Black scoter	ᐱᑦᓯᐅᓛᑦᐸᑦ	Black scoter	0	7	0	5	0	0	0	0	0	0	0	0	12 ± 4
White-winged scoter	ᖃᑯᑦᑕᓖᑦ ᐃᓴᕈᐊ ᐱᑦᓯᐅᓛᑦᐸᑦ	White-winged scoter	2	0	0	4	3	0	0	0	0	0	0	0	9 ± 4
Loon (unspecified)	ᑑᓪᓗᓖᑦ	Maligik	0	0	2	0	0	0	0	0	0	0	0	0	2 ± 1
Arctic loon	ᑲᒡᓗᓖᑦ	Maliriq	8	1	1	0	0	0	0	0	0	0	0	0	10 ± 2
Red-throated loon	ᖃᖅᓴᐅᑦ	Qaqhuaq	3	12	3	0	0	0	0	0	0	0	0	0	18 ± 8
Yellow-billed loon	ᑑᓪᓕᒡᔪᐊᑦ	Tuulik	0	1	0	0	0	0	0	0	0	0	0	0	1 ± 1
Black guillemot	ᐱᑦᓯᐅᓛᑦ	Black guillemot	0	0	1	11	5	1	0	6	0	1	2	0	27 ± 1
Thick-billed murre	ᐊᑉᐸᐃᑦ	Thick-billed murre	68	33	0	0	5	0	0	0	0	18	16	0	140 ± 18
Ptarmigan	ᐊᕿᒡᒋᑦ	Akilgik	189	10	30	498	395	1,075	1,211	1,516	1,808	1,408	2,980	5,315	16,435 ± 1,018
Sandhill crane	ᑕᑎᒐᑦᔪᐊᑦ	Tatilgaq	1	0	0	0	0	0	0	0	0	0	0	2	3 ± 1
Eggs (unspecified)	ᒪᓐᓃᑦ	Manniit	208	0	0	0	0	0	0	0	0	0	0	7	215 ± 9
Goose eggs	ᑲᖑᐃᑦ ᒪᓐᓂᖏᑦ	Uluaguliit manniit	12,413	260	0	0	0	0	0	0	0	0	8	6,068	18,749 ± 3,141
Duck eggs	ᒥᑏᑦ ᒪᓐᓂᖏᑦ	Tinmiat manniit	3,100	1,890	425	0	0	0	0	0	0	0	15	0	5,430 ± 450
Arctic tern eggs	ᐃᒥᖅᑯᑕᐃᓚᐃᑦ ᒪᓐᓂᖏᑦ	Emitkutailat manniit	22	296	15	0	0	0	0	0	0	0	0	0	333 ± 112
Seagull eggs	ᓇᐅᔭᐃᑦ ᒪᓐᓂᖏᑦ	Nauyat manniit	321	298	0	0	0	0	0	0	0	0	0	13	632 ± 170
Thick-billed murre eggs	ᐊᑉᐸᐃᑦ ᒪᓐᓂᖏᑦ	Thick-billed murre eggs	264	35	0	0	0	0	0	0	0	0	0	0	299 ± 157
Black guillemot eggs	ᐱᑦᓯᐅᓛᑦ ᒪᓐᓂᖏᑦ	Black guillemot eggs	0	643	0	0	0	0	0	0	0	0	0	0	643 ± 333
Eider down[Ø]	ᒥᑏᑦ ᕐᓂᖅᖏᑦ[Ø]	Mitiit qiviungit[Ø]	52	0	0	0	0	0	0	0	0	0	0	0	52 ± 68
Fish (unspecified)	ᐃᖃᓗᐃᑦ	Ikaluit	4	0	0	0	0	0	0	0	0	0	0	0	4 ± 2
Arctic char	ᐃᖃᓗᒃᐱᑦ	Ikaliviit	18,730	27,545	18,059	6,040	13,681	22,489	11,670	13,550	7,382	9,509	17,088	16,433	182,176 ± 6,373
Lake trout	ᐃᓱᕋᐃᑦ	Ikalukpik	2,325	1,155	127	909	1,011	1,174	328	175	604	1,059	2,358	3,196	14,421 ± 1,323
Northern pike	ᓱᒡᒍᓖᑦ	Hiulik	0	0	0	0	10	3	0	0	0	0	0	0	13 ± 8
Arctic grayling	ᓱᓗᒃᐸᐅᒐᐃᑦ	Hulupaugaq	51	17	139	45	339	140	0	0	0	0	10	13	754 ± 312
Whitefish	ᑲᕕᓯᓖᑦ	Kapihiliit	109	211	379	240	2,022	3,496	965	626	808	6	7	39	8,908 ± 1,810
Burbot	ᑎᒃᑖᓖᑦ	Tiktaaliq	1	0	0	0	0	0	0	0	0	6	0	0	7 ± 4
Arctic cisco	ᐅᑭᐅᑦᑕᑦᑐᒥ ᑲᕕᓯᓖᑦ	Kapihilik	9	0	0	0	40	0	0	0	0	0	0	0	49 ± 7
Least cisco	ᒥᑭᓂᖅᑦ ᑲᕕᓯᓖᑦ	Eetuuk	0	0	0	0	0	47	0	0	0	0	0	0	47 ± 36
Cod	ᐆᒐᐃᑦ	Ugak	392	218	118	75	168	921	479	181	164	48	512	827	4,103 ± 379
Sculpin	ᑲᓇᔪᐃᑦ	Kanayuk	1,200	246	231	281	26	212	1	2	0	10	25	172	2,406 ± 212
Turbot	ᖃᓕᕋᓖᑦ	Nataarnak	0	0	0	0	0	0	0	0	46	2,200	0	0	2,246 ± 972
Clams	ᐊᒻᒧᒪᔪᑦ	Uviluq	943	5,737	9,409	7,748	4,184	11,429	943	0	0	129	0	0	40,522 ± 4,418
Mussels	ᐅᕕᓗᐃᑦ	Uviluvaloet	54	1,632	3,276	65	0	2,547	100	14,141	22,619	2,958	11,044	174	58,610 ± 7,738

‡ Polar bear data supplied by DSD.
Ø Number of nests harvested.

‡ ᓇᓄᔅᓄᑦ ᑎᑎᕋᑦᑕᒪᔪᑦ ᑐᓂᒃᖏᑦ ᐅᑯᐊ ᐃᑯᐱᕐᕕᓕᓇᓘᑦ.
Ø ᖃᑦᓯᐅᓂᖏᑦ ᐱᑭᐅᑦ ᓄᐊᑕᐅᔪᑦ.

‡ Nanuin nahagaumajut pijauhimajut Ikupiktulikijinik.
Ø Amigaitiginit maniktagauhimajut.

TABLE/ᓇᓗᓇᐃᔭᐅᑦ/NAUNAIKUTA 660

Monthly hunter response — **Year 3 (June 1998 - May 1999)**

ᑕᕿᑕᒫᑦ ᐊᖑᓇᓱᒃᑏᑦ ᑭᐅᓂᖏᑦ — **ᐊᒻᕐᒍ 3 (ᔫᓂ 1998 - ᒪᐃ 1999)**

Tatkiktaman pijauhimajut angunahuktinun — **Ukiunga 3 (June 1998 - May 1999)**

Month/ᑕᕿᖓ/Tatkia			JUN ᔫᓂ	JUL ᔪᓚᐃ	AUG ᐊᐅᒻᒍᑎ	SEP ᓱᑎᒻᐱᓇ	OCT ᐅᑦᑐᐱᓇ	NOV ᓄᓇᒻᐱᓇ	DEC ᑏᓯᒻᐱᓇ	JAN ᒎᓐᓄᐊᓇ	FEB ᓈᕝᐅᐊᓇ	MAR ᒫᕐᓯ	APR ᐃᑦᓇᓕ	MAY ᒪᐃ	Total ᑲᑎᑦᑐᑦ Tamakiklugin
Hunter Response Categories	**ᐊᖑᓇᓱᒃᑏᑦ ᑭᐅᓂᖏᑦ ᐊᒻᒍᕐᓯᒪᓂᖏᑦ**	**Angunahukpaktun Kiujait**													
Monthly hunter list	ᑕᕿᑕᒫᑦ ᐊᖑᓇᓱᒃᑏᑦ	Tatkitaman angunahuktut titigait	5,281	5,280	5,284	5,271	5,278	5,274	5,271	5,264	5,274	5,255	5,259	5,290	5,468*
Interview list	ᐊᐱᕐᓯᕐᓗᐃᑦ	Apikiktan	4,242	4,244	4,246	4,234	4,239	4,233	4,230	4,332	4,343	4,323	4,328	4,361	4,542*
Hunters interviewed	ᐊᖑᓇᓱᒃᑏᑦ ᐊᐱᕐᓯᑦᑕᑦ	Angunahuktin apikhuktan	3,513	3,491	3,494	3,428	3,552	3,843	3,606	3,782	3,787	3,684	3,664	3,487	4,342*
Harvested	ᐊᖑᓇᓱᒃᑐᒥᓃᑦ	Angujaujut	1,393	1,086	1,112	991	869	937	750	879	909	888	1,080	1,342	2,903*
Response Rate (%)	ᑭᐅᔪᑦ ᖃᑦᓯᐅᓂᖏᑦ (%)	Kiujut (%)	83	82	82	81	84	91	85	87	87	85	85	80	84**

* Hunters registered/on interview list/interviewed/harvested in at least one month of the year.
** Mean monthly response rate (%).

* ᐊᖑᓇᓱᒃᑏᑦ ᐊᑎᓕᐅᕐᓯᒪᔪᑦ/ᐊᐱᕐᓯᕐᓗᓐᓂᑦ/ᐊᐱᕐᓯᑦᑕᑦ/ᐊᖑᓇᓱᒃᑐᒥᓃᑦ ᐊᑕᐅᓯᐊᕐᓗ% ᐊᑐᑎᒃ ᐊᒻᕐᒍᒥ.
** ᐊᔾᔨᒌᓕᑎᓯᒪᔪᑦ ᑕᕿᑕᒫᑦ ᑭᐅᔪᑦ (%).

* Angunahuktin atiliukhimajut/apikhiktaunikut/anguhimajut talvani ukiumi.
** Talvani angunahuknami kiujutaumajut (%).

6.4

TABLE/ᓇᓗᓇᐃᔭᐅᑦ/NAUNAIKUTA 661

Recall period between harvest and interview, expressed as % of total harvest records — **Year 3 (June 1998 - May 1999)**

ᐅᑎᕐᕕᐅᔪᑦ ᐊᑯᕐᖓᓂ ᐊᖑᓇᓱᒃᓂᖓᑕ ᐊᒻᒪᓗ ᐊᐱᕐᓯᕐᑕᐅᓂᖓᑕ, ᓇᓗᓇᐃᕐᑕᑦ ᐃᒫᒃ % ᑲᑎᑦᑐᑦ ᐊᖑᓇᓱᒃᑕᑦ ᑎᑎᕐᕐᑕᐅᒪᔪᑦ — **ᐊᒻᕐᒍ 3 (ᔫᓂ 1998 - ᒪᐃ 1999)**

Itkaumajaujut angunahuktunun apihijauvaktunutlu, kanuk amigaitiginit tamakiklugin angujauhimajut — **Ukiunga 3 (June 1998 - May 1999)**

Month/ᑕᕿᖓ/Tatkia			JUN ᔫᓂ	JUL ᔪᓚᐃ	AUG ᐊᐅᒻᒍᑎ	SEP ᓱᑎᒻᐱᓇ	OCT ᐅᑦᑐᐱᓇ	NOV ᓄᓇᒻᐱᓇ	DEC ᑏᓯᒻᐱᓇ	JAN ᒎᓐᓄᐊᓇ	FEB ᓈᕝᐅᐊᓇ	MAR ᒫᕐᓯ	APR ᐃᑦᓇᓕ	MAY ᒪᐃ	Total ᑲᑎᑦᑐᑦ Tamakiklugin
Recall Period	**ᐅᑎᕐᕕᐅᔪᑦ**	**Pigiakvia**													
≤ 3 months	≤ 3 ᑕᕿᑦ	≤ tatkin pingahut	79	75	84	83	87	96	96	89	90	90	83	85	86
4-6 months	4-6 ᑕᕿᑦ	tatkin hitaman 6nut	13	19	14	13	13	4	4	7	7	4	11	9	10
> 6 months	> 6 ᑕᕿᑦ	> 6 tatkin	8	6	3	4	1	0	0	4	3	6	6	6	4

TABLE/ᓇᓗᓇᐃᔭᐅᑦ/NAUNAIKUTA 662

Number of hunters harvesting each species — **Year 3 (June 1998 - May 1999)**

ᖃᑦᓯᐅᓂᖏᑦ ᐊᖑᓇᓱᒃᑏᑦ ᐊᖑᓇᓱᒃᐸᑦᑐᑦ ᐊᑐᓂᒃ ᐆᒪᔪᖅᓂᒃ — **ᐊᒻᕿᒍ 3 (ᔫᓂ 1998 - ᒪᐃ 1999)**

Amigaitiginigin angunahukpaktun anguvaktaitlu kanugitugiagin — **Ukiunga 3 (June 1998 - May 1999)**

Month/ᑕᕝᕙᖓ/Tatkia			JUN ᔫᓂ	JUL ᔪᓚᐃ	AUG ᐊᐅᒡᒍᑎ	SEP ᓱᑎᒡᐱᕆ	OCT ᐅᑦᑐᐱᕆ	NOV ᓄᕕᒡᐱᕆ	DEC ᑏᓱᒡᐱᕆ	JAN ᒨᓐᓄᐊᕆ	FEB ᕕᕝᕗᐊᕆ	MAR ᒪᕐᔪ	APR ᐃᕐᓇᓕ	MAY ᒪᐃ	Total ᑲᑎᕝᕕᑦ Tamakiklugin
Species	**ᐆᒪᔪᑦ**	**Umajuin**													
Caribou	ᑐᒃᑐᐃᑦ	Tuktut	265	361	575	536	308	360	348	542	574	533	584	483	1,801
Musk-ox	ᐅᒥᒻᒪᐃᑦ	Umingmait	1	2	4		6	6	4		4	11	8	5	45
Moose	ᑐᒃᑐᕝᕙᐃᑦ	Tuktuvait										1	1		2
Polar bear#	ᓇᓄᐃᑦ#	Nanuit#	n/d	n/d	n/d	n/d	n/d	n/d	n/d	n/d	n/d	n/d	n/d	n/d	n/d
Tundra grizzly	ᐊᒃᓚᐃᑦ	Akhait		2										1	3
Black bear	ᕿᓐᓂᕐᑦ ᐊᒃᓚᐃᑦ	Kiniktut akhait											1		1
Wolf	ᐊᒪᕗᐃᑦ	Amagut	1			3	5	13	16	32	48	77	57	19	175
Arctic fox	ᑎᓇᒐᓐᓂᐊᑦ	Tigiganiat				1	3	42	42	52	53	45	18	3	165
Coloured fox	ᖃᑯᓐᖏᑦᑐᑦ ᑎᓇᒐᓐᓂᐊᑦ	Kalaliit tigiganiat				1	4	6	13	11	21	18	2		51
Wolverine	ᖃᕝᕕᑦ	Kalvik				1		4	7	8	15	24	16	3	57
Arctic hare	ᐅᑲᓖᑦ	Ukalik	8	1	20	62	31	24	10	29	48	55	53	38	281
Arctic ground squirrel	ᓱᒃᓱᑦ	Hikhik		1	6	4	1	1				1	6	6	21
Seals (unspecified)	ᓱᖅᑯᓖᑦ	Natiit	25	7	14	18	10	6	4		2	3		1	73
Ringed seal	ᓇᕐᓱᑦ	Natiinat	762	518	566	471	436	391	320	359	289	271	298	362	1,556
Bearded seal	ᐅᒡᔪᐃᑦ	Ukyuk	41	81	115	66	52	27	8	24	20	12	5	15	338
Harp seal	ᖃᐃᕗᓖᑦ	Qairulik	2	15	59	53	49	18	5	2				2	164
Harbour seal	ᖃᓯᒋᐊᑦ	Qanigiaq		1	1	1	1					1			5
Hooded seal	ᐊᐸᐃᑦ	Nahakakaktutut ittut natiit		2	1		2		1					1	6
Walrus	ᐊᐃᕕᑦ	Akvik	15	69	26	15	22	6	5	4	9	13	5	9	151
Narwhal	ᑑᒫᓖᑦ ᕿᓚᓗᒐᑦ	Tuugaak	9	35	54	24	21	2						8	137
Beluga	ᖃᑯᕐᑦ ᕿᓚᓗᒐᑦ	Kilalugak	22	67	57	54	12	8						14	194
Bowhead	ᐊᕐᕕᒃ	Aivik		1											1
Geese (unspecified)	ᓂᕐᓖᑦ	Kanguk	6										2	11	19
Snow goose	ᑲᖑᐃᑦ	Kanguq	240	28	46	40	10						4	186	456
Canada goose	ᓂᕐᓖᑦ ᐅᓗᐊᒍᓖᑦ	Nikliknik	105	34	24	28	5						35	217	334
Ross's goose	ᖃᕐᕐᔪᐃᑦ	Kakat												2	2
Brant goose	ᓂᕐᓕᕐᓇᐃᑦ	Nirlirnaq	3			4	1							3	11
White-fronted goose	ᓂᕐᓖᑦ	Nirlivik	2		1									7	10
Ducks (unspecified)	ᒥᑏᑦ	Tinmiat	4												4
Old squaw	ᐊᒃᒋᐊᕐᔪᐃᑦ	Aahangik	2	1			6	7	1	2		3		1	22
Pintail	ᕐᒍᒻᒪᐊᔫᑦ	Arnaviaq	2												2
Eider duck	ᒥᑏᑦ	Kingalik	124	65	37	51	88	80	30	17	14	15	11	28	339

662

Month/ᑕᕝᕕᖓ/Tatkia			JUN ᔫᓂ	JUL ᔪᓚᐃ	AUG ᐊᐅᒡᒍᑎ	SEP ᓱᑎᒻᐱᓇ	OCT ᐅᑦᑐᐱᓇ	NOV ᓄᓇᒻᐱᓇ	DEC ᑏᓯᒻᐱᓇ	JAN ᒣᓐᓄᐊᓇ	FEB ᓈᕝᕗᐊᓇ	MAR ᒫᕋ	APR ᐃᑦᓇᓕ	MAY ᒪᐃ	Total ᑲᑎᑦᑐᒋᑦ Tamakiklugin
Species	**ᐆᒪᔪᑦ**	**Umajuin**													
Tundra swan	ᖁᒻᔪᐃᑦ	Kukyuk	4		1	1								9	13
Common merganser	ᐸᐃᑦ	Nuyaralik	1	5		3	3	5						1	16
Red breasted merganser	ᖃᔅᓗᖅᑑᑦ	Red breasted merganser	1	1	1										2
Black scoter	ᐱᑦᓯᐅᓛᑦᐸᑦ	Black scoter		2		1									3
White-winged scoter	ᖃᑯᑦᑕᓛᑦ ᐃᓴᓗᐊ ᐱᑦᓯᐅᓛᑦᐸᑦ	White-winged scoter	1			1	1								3
Loon (unspecified)	ᑑᓐᓛᑦ	Maligik			1										1
Arctic loon	ᑲᒻᓗᓛᑦ	Maliriq	2	1	1										4
Red-throated loon	ᖃᖅᓴᐅᑦ	Qaqhuaq	2	5	2										9
Yellow-billed loon	ᑑᓕᒻᔪᐊᑦ	Tuulik		1											1
Black guillemot	ᐱᑦᓯᐅᓛᑦ	Black guillemot			1	1	5	1		1		1	1		11
Thick-billed murre	ᐊᑉᐸᐃᑦ	Thick-billed murre	10	6			4					4	2		23
Ptarmigan	ᐊᕿᒻᒋᑦ	Akilgik	35	4	9	31	54	121	104	122	166	139	177	198	662
Sandhill crane	ᑕᑎᒻᒐᑦᔪᐊᑦ	Tatilgaq	1											2	3
Eggs (unspecified)	ᒪᓐᓃᑦ	Manniit	3											1	4
Goose eggs	ᑲᖑᐃᑦ ᒪᓐᓂᖏᑦ	Uluaguliit manniit	140	3									3	43	185
Duck eggs	ᒥᑏᑦ ᒪᓐᓂᖏᑦ	Tinmiat manniit	67	38	3								1		103
Arctic tern eggs	ᐃᒥᖅᑯᑕᐃᓚᐃᑦ ᒪᓐᓂᖏᑦ	Emitkutailat manniit	3	6	2										9
Seagull eggs	ᓇᐅᔭᐃᑦ ᒪᓐᓂᖏᑦ	Nauyat manniit	20	5										2	27
Thick-billed murre eggs	ᐊᑉᐸᐃᑦ ᒪᓐᓂᖏᑦ	Thick-billed murre eggs	3	1											4
Black guillemot eggs	ᐱᑦᓯᐅᓛᑦ ᒪᓐᓂᖏᑦ	Black guillemot eggs		4											4
Eider down	ᒥᑏᑦ ᖁᓂᓗᖏᑦ	Mitiit qiviungit	2												2
Fish (unspecified)	ᐃᖃᓗᐃᑦ	Ikaluit	1												1
Arctic char	ᐃᖃᓗᒃᐲᑦ	Ikaliviit	528	509	334	120	194	262	142	111	95	160	309	529	1,625
Lake trout	ᐃᓱᕋᐃᑦ	Ikalukpik	89	34	11	39	39	56	15	9	38	61	109	208	444
Northern pike	ᓱᒻᒍᓛᑦ	Hiulik					1	1							2
Arctic grayling	ᓗᓗᒃᐸᐅᒪᐃᑦ	Hulupaugaq	3	2	4	4	9	2					2	1	21
Whitefish	ᑲᕕᓯᓛᑦ	Kapihiliit	5	6	11	11	19	34	18	7	10	1	2	2	92
Burbot	ᑎᒃᑑᓛᑦ	Tiktaaliq	1									1			2
Arctic cisco	ᐅᑭᐅᑦᑕᑦᑐᒥ ᑲᕕᓯᓛᑦ	Kapihilik	1				3								4
Least cisco	ᒥᑭᓂᖅᑦ ᑲᕕᓯᓛᑦ	Eetuuk						1							1
Cod	ᐆᒪᐃᑦ	Ugak	19	10	6	7	12	23	21	11	8	7	14	43	145
Sculpin	ᑲᓇᔪᐃᑦ	Kanayuk	54	18	9	6	4	11	1	1		3	6	19	109
Turbot	ᖃᓕᕋᓛᑦ	Nataarnak									1	4			4
Clams	ᐊᒻᒧᒪᔪᑦ	Uviluq	11	37	53	45	15	20	3			1			122
Mussels	ᐅᕕᓗᐃᑦ	Uviluvaloet	1	6	8	1		2	1	5	5	4	5	1	31

‡‡ No data are available corresponding to the harvest numbers shown in the harvest estimates table which were provided by DSD.

‡‡ ᑎᑎᕋᒋᒪᔪᓂᒃ ᐱᑕᖃᖏᑦᑐᖅ ᐱᔾᔪᑎᓕᓐᓂᒃ ᐊᖑᔭᑦ ᖃᑦᓯᐅᓂᖏᓐᓄᑦ ᐊᓚᒃᑲᐅᒪᔪᓄᑦ ᐊᖑᔭᓄᑦ ᓇᓚᐅᑦᓴᕈᑎᓂ ᑐᓂᔭᖏᓐᓂ ᐃᑯᐱᑦᕕᓕᕆᔨᑦ.

‡‡ Nahagauhimaitut titigakhimajunik pitman kanuk angujaukatakhimajunik kanukitunit pijaumajut ikupiktulikijinik.

TABLE/ᓇᓗᓇᐃᔭᐅᑦ/NAUNAIKUTA 663

Monthly harvest estimates
ᑕᕿᑖᒪᑦ ᐊᖑᔭᓄᑦ ᓇᓚᐅᑦᓵᕈᑏᑦ
Tatkiktamat nahaktauvaktun

Year 4 (June 1999 - May 2000)
ᐊᒻᕐᒍ 4 (ᔫᓂ 1999 - ᒪᐃ 2000)
Ukiunga 4 (June 1999 - May 2000)

Month/ᑕᕿᖓ/Tatkia			JUN ᔫᓂ	JUL ᔪᓚᐃ	AUG ᐊᐅᒡᒍᑎ	SEP ᓱᑎᒡᐱᕆ	OCT ᐅᑦᑐᕆ	NOV ᓄᕕᒡᐱᕆ	DEC ᑏᓯᒡᐱᕆ	JAN ᒎᓐᓄᐊᕆ	FEB ᕕᕝᕗᐊᕆ	MAR ᒪᕐᔪ	APR ᐃᑦᕆᓕ	MAY ᒪᐃ	Total ᑲᑎᑦᑐᒋᑦ Tamakiklugin ± 95% CI
Species	**ᐆᒪᔪᑦ**	**Umajuin**													
Caribou	ᑐᒃᑐᐃᑦ	Tuktut	966	1,221	3,261	3,186	2,149	1,379	1,120	1,760	1,880	1,670	2,016	2,107	22,715 ± 491
Musk-ox	ᐅᒥᒃᒪᐃᑦ	Umingmait	0	0	5	9	4	16	7	5	4	33	12	3	98 ± 22
Moose	ᑐᒃᑐᕝᕕᐃᑦ	Tuktuvait	0	1	0	0	0	0	0	0	1	0	0	0	2 ± 2
Polar bear‡	ᓇᓄᐃᑦ‡	Nanuit‡	0	1	7	4	43	88	8	27	19	62	25	19	303
Tundra grizzly	ᐊᒃᓚᐃᑦ	Akhait	0	0	4	0	0	0	0	0	0	1	3	4	12 ± 8
Wolf	ᐊᒪᕈᐃᑦ	Amagut	7	1	2	0	4	29	45	35	37	79	239	58	536 ± 86
Arctic fox	ᑎᓇᒐᓐᓂᐊᑦ	Tigiganiat	3	0	0	3	52	363	403	254	245	331	96	8	1,758 ± 178
Coloured fox	ᖃᑯᓐᖏᑦᑐᑦ ᑎᓇᒐᓐᓂᐊᑦ	Kalaliit tigiganiat	0	0	0	0	8	67	50	36	38	6	9	2	216 ± 25
Muskrat	ᐊᕕᓐᖓᑦᔪᐊᑦ	Kivgaluk	3	0	0	1	0	0	0	0	0	0	0	44	48 ± 56
Wolverine	ᖃᑦᕕᑦ	Kalvik	0	0	0	2	1	13	21	16	23	20	29	6	131 ± 16
Arctic hare	ᐅᑲᓖᑦ	Ukalik	23	22	9	142	65	34	31	71	82	146	90	100	815 ± 63
Arctic ground squirrel	ᓱᒃᓱᑦ	Hikhik	0	0	68	373	15	0	0	0	0	0	57	87	600 ± 352
Seals (unspecified)	ᓱᖅᑯᓖᑦ	Natiit	0	0	0	69	48	79	27	10	29	38	50	40	390 ± 30
Ringed seal	ᓇᑦᓱᑦ	Natiinat	4,151	3,021	2,719	2,947	2,898	1,458	992	1,147	1,135	1,188	1,203	1,881	24,740 ± 526
Bearded seal	ᐅᒡᔪᐃᑦ	Ukyuk	30	168	151	168	121	15	10	21	18	17	20	32	771 ± 59
Harp seal	ᖃᐃᕈᓖᑦ	Qairulik	7	13	97	132	75	18	3	4	0	0	0	0	349 ± 54
Harbour seal	ᖃᓯᒋᐊᑦ	Qanigiaq	4	3	8	0	2	0	0	0	0	0	0	0	17 ± 4
Hooded seal	ᐊᐸᐃᑦ	Nahakakaktutut ittut natiit	0	0	0	1	1	0	0	0	0	0	0	0	2 ± 1
Walrus	ᐊᐃᕕᑦ	Akvik	24	141	46	63	69	31	10	10	10	15	5	10	434 ± 23
Narwhal	ᑑᒫᓖᑦ ᕿᓚᓗᒐᑦ	Tuugaak	28	81	227	65	52	0	0	0	2	0	0	6	461 ± 25
Beluga	ᖃᑯᑦᑕᑦ ᕿᓚᓗᒐᑦ	Kilalugak	62	194	414	91	41	28	0	0	0	0	0	8	838 ± 102
Geese (unspecified)	ᓂᑦᓖᑦ	Kanguk	123	0	0	0	0	0	0	0	0	0	0	63	186 ± 72
Snow goose	ᑲᖑᐃᑦ	Kanguq	6,828	266	220	69	0	0	0	0	0	0	0	2,599	9,982 ± 1,194
Canada goose	ᓂᑦᓖᑦ ᐅᓗᐊᒍᑦᓖᑦ	Nikliknik	1,864	663	239	143	25	0	0	1	0	0	342	3,297	6,574 ± 654
Ross's goose	ᖃᕐᑦᔪᐃᑦ	Kakat	3	0	0	0	0	0	0	0	0	0	0	1	4 ± 4
Brant goose	ᓂᑦᓕᑦᓇᐃᑦ	Nirlirnaq	12	5	3	6	0	0	0	0	0	0	0	0	26 ± 6
White-fronted goose	ᓂᑦᓖᑦ	Nirlivik	14	0	0	1	0	0	0	0	0	0	0	60	75 ± 38
Old squaw	ᐊᒻᒋᐊᑦᔪᐃᑦ	Aahangik	2	1	1	3	7	2	32	1	3	8	0	14	74 ± 34
Pintail	ᕐᓗᒻᒧᐊᔫᑦ	Arnaviaq	0	0	0	0	0	0	0	0	0	0	0	3	3 ± 4
Eider duck	ᒥᑏᑦ	Kingalik	914	1,029	147	363	885	1,093	569	191	538	235	212	211	6,387 ± 403
Tundra swan	ᕐᓗᒻᔪᐃᑦ	Kukyuk	3	0	1	0	0	1	0	0	0	0	0	32	37 ± 31
Common merganser	ᐸᐃᑦ	Nuyaralik	3	105	32	2	1	0	0	0	0	0	0	4	147 ± 36
Red breasted merganser	ᑲᒃᓴᖅᑐᑦ	Red breasted merganser	0	0	13	0	3	0	0	0	0	0	0	0	16 ± 11

663

Month/ᑕᕝᕕᖓ/Tatkia			JUN ᔪᓂ	JUL ᔪᓚᐃ	AUG ᐊᐅᒡᒍᑎ	SEP ᓱᑎᒡᐱᕆ	OCT ᐅᑦᑐᐱᕆ	NOV ᓄᕕᒡᐱᕆ	DEC ᑏᓯᒡᐱᕆ	JAN ᒎᓐᓄᐊᕆ	FEB ᕕᖑᐊᕆ	MAR ᒫᕐᓯ	APR ᐃᑦᓇᓕ	MAY ᒪᐃ	Total ᑲᑎᑦᑐᓯᑦ Tamakiklugin ± 95% CI
Species	**ᐆᒪᔪᑦ**	**Umajuin**													
Greater scaup	ᐊᖏᓂᖅᓴᑦ ᒥᑏᑦ ᐊᐃᑦᐸᖏᑦ	Greater scaup	1	4	0	0	0	0	0	0	0	0	0	0	5 ± 2
Lesser scaup	ᒥᑭᓂᖅᓴᑦ ᒥᑏᑦ ᐊᐃᑦᐸᖏᑦ	Lesser scaup	0	0	0	3	0	0	0	0	0	0	0	0	3 ± 2
White-winged scoter	ᖃᑯᑦᑕᓕᒃ-ᐃᓴᕈᐊ ᐱᑦᓯᐅᓛᑦᐸᒃ	White-winged scoter	0	0	0	1	0	0	0	0	0	0	0	0	1 ± 1
Surf scoter	ᓱᒃᔭᑐᒥ ᐱᑦᓯᐅᓛᑦᐸᑦ	Surf scoter	4	27	11	10	0	0	0	0	0	0	0	0	52 ± 17
Loon (unspecified)	ᑑᓪᓗᓕᑦ	Maligik	0	0	0	5	0	0	0	0	0	0	0	0	5 ± 4
Common loon	ᑑᓪᓕᒡᔪᐊᑦ	Tuulik	5	0	0	0	0	0	0	0	0	0	0	0	5 ± 8
Arctic loon	ᑲᒡᓗᓗᑦ	Maliriq	1	0	0	0	13	0	0	0	0	0	0	0	14 ± 13
Red-throated loon	ᖃᖅᓴᐅᑦ	Qaqhuaq	14	21	2	1	0	0	0	0	0	0	0	0	38 ± 13
Yellow-billed loon	ᑑᓪᓕᒡᔪᐊᑦ	Tuulik	2	0	0	10	0	0	0	0	0	0	0	0	12 ± 8
Black guillemot	ᐱᑦᓯᐅᓛᑦ	Black guillemot	0	6	5	8	2	0	0	1	0	2	0	18	42 ± 22
Thick-billed murre	ᐊᑦᐸᐃᑦ	Thick-billed murre	15	8	12	18	18	0	0	20	6	27	172	32	328 ± 78
Ptarmigan	ᐊᕿᒡᒋᑦ	Akilgik	500	13	6	222	631	773	516	685	930	1,108	1,334	2,867	9,585 ± 445
Sandhill crane	ᑕᑎᒡᒐᑦᔪᐊᑦ	Tatilgaq	1	0	0	3	0	0	0	0	0	0	0	12	16 ± 7
Eggs (unspecified)	ᒪᓐᓂᑦ	Manniit	1,523	350	0	0	0	0	0	0	0	0	0	207	2,080 ± 1,778
Goose eggs	ᑲᖑᐃᑦ ᒪᓐᓂᖏᑦ	Uluaguliit manniit	9,700	829	327	0	0	0	0	0	0	0	0	262	11,118 ± 1,988
Duck eggs	ᒥᑏᑦ ᒪᓐᓂᖏᑦ	Tinmiat manniit	5,304	6,365	0	0	0	0	0	0	0	0	0	0	11,669 ± 4,166
Tundra swan eggs	ᖁᒡᔪᐃᑦ ᒪᓐᓂᖏᑦ	Kukyut manniit	0	0	0	0	0	0	0	0	0	0	0	3	3 ± 2
Arctic tern eggs	ᐃᒥᖅᑯᑕᐃᓚᐃᑦ ᒪᓐᓂᖏᑦ	Emitkutailat manniit	31	835	0	0	0	0	0	0	0	0	0	0	866 ± 107
Seagull eggs	ᓇᐅᔭᐃᑦ ᒪᓐᓂᖏᑦ	Nauyat manniit	160	32	0	0	0	0	0	0	0	0	0	13	205 ± 36
Thick-billed murre eggs	ᐊᑦᐸᐃᑦ ᒪᓐᓂᖏᑦ	Thick-billed murre eggs	1,856	8,221	0	0	0	0	0	0	0	0	0	0	10,077 ± 599
Black guillemot eggs	ᐱᑦᓯᐅᓛᑦ ᒪᓐᓂᖏᑦ	Black guillemot eggs	25	56	0	0	0	0	0	0	0	0	0	0	81 ± 45
Eider down∅	ᒥᑏᑦ ᖁᓂᖅᑐᖏᑦ∅	Mitiit qiviungit∅	56	542	0	0	0	0	0	0	0	0	0	0	598 ± 329
Arctic char	ᐃᖃᓗᒃᐲᑦ	Ikaliviit	23,510	28,583	28,615	15,021	28,004	20,830	13,060	5,493	10,293	9,831	10,670	17,359	211,269 ± 6,525
Lake trout	ᐃᓱᕋᐃᑦ	Ikalukpik	4,374	4,232	1,137	1,074	2,652	3,040	701	969	683	1,343	2,420	5,167	27,792 ± 2,976
Northern pike	ᓱᒡᒍᓗᑦ	Hiulik	3	0	0	1	0	0	0	0	3	0	0	0	7 ± 7
Arctic grayling	ᓗᓗᒃᐸᐅᒐᐃᑦ	Hulupaugaq	9	61	178	72	59	47	0	0	3	0	0	20	449 ± 178
Whitefish	ᑲᕕᓯᓗᑦ	Kapihiliit	61	234	270	782	3,707	2,279	615	87	9	8	3	0	8,055 ± 1,595
Burbot	ᑎᒃᑖᓗᑦ	Tiktaaliq	0	0	1	0	0	0	0	0	0	0	0	25	26 ± 36
Arctic cisco	ᐅᑭᐅᑦᑕᑦᑐᒥ ᑲᕕᓯᓗᑦ	Kapihilik	0	0	0	0	3	3	0	0	0	0	0	0	6 ± 5
Least cisco	ᒥᑭᓂᖅᓴᑦ ᑲᕕᓯᓗᑦ	Eetuuk	0	0	0	3	0	0	0	0	0	0	0	0	3 ± 2
Inconnu	ᑲᕕᓯᓕᑦᐸᐃᑦ	Aanakhiik	0	0	264	0	0	0	0	0	0	0	0	0	264 ± 260
Cod	ᐆᒐᐃᑦ	Ugak	353	1,265	133	198	943	1,047	147	94	308	233	1,248	1,794	7,763 ± 1,100
Sculpin	ᑲᓇᔪᐃᑦ	Kanayuk	217	789	440	138	11	0	15	0	3	29	57	96	1,795 ± 185
Turbot	ᖃᓕᕋᓗᑦ	Nataarnak	0	0	0	0	0	0	0	0	128	7,738	4,484	0	12,350 ± 5,245
Clams	ᐊᒃᒧᒪᔪᑦ	Uviluq	476	9,099	13,555	24,980	20,362	26,185	20,526	0	0	15,500	0	17	130,700 ± 50,920
Mussels	ᐅᕕᓗᐃᑦ	Uviluvaloet	655	579	2,860	2,260	73	73	1,291	6,505	1,263	6,153	479	165	22,356 ± 3,606

‡ Polar bear data supplied by DSD.
∅ Number of nests harvested.

‡ ᓇᓄᑦᓄᑦ ᑎᑎᕋᑦᑕᐅᒪᔪᑦ ᑐᓂᒃᖏᑦ ᐅᑯᐊ ᐃᑯᐱᕐᕕᓕᓇᓵᑦ.
∅ ᖃᕋᐅᓂᖏᑦ ᐱᑭᐅᑦ ᓄᐊᑕᐅᔪᑦ.

‡ Nanuin nahagaumajut pijauhimajut Ikupiktulikijinik.
∅ Amigaitiginit maniktagauhimajut.

TABLE/ᓇᓗᓇᐃᔭᐅᑦ/NAUNAIKUTA 664

Monthly hunter response — **Year 4 (June 1999 - May 2000)**

ᑕᕿᑕᒫᑦ ᐊᖑᓇᓱᒃᑏᑦ ᑭᐅᓂᖏᑦ — **ᐊᒻᕋᒍ 4 (ᔫᓂ 1999 - ᒪᐃ 2000)**

Tatkiktaman pijauhimajut angunahuktinun — **Ukiunga 4 (June 1999 - May 2000)**

Month/ᑕᕿᖓ/Tatkia			JUN ᔫᓂ	JUL ᔪᓚᐃ	AUG ᐊᐅᒻᒍᑎ	SEP ᓱᑎᒻᐱᓇ	OCT ᐅᑦᑐᐱᓇ	NOV ᓄᓇᒻᐱᓇ	DEC ᑏᓯᒻᐱᓇ	JAN ᔭᓐᓄᐊᓇ	FEB ᓈᕝᕗᐊᓇ	MAR ᒫᕐᓯ	APR ᐃᑦᓇᓕ	MAY ᒪᐃ	Total ᑲᑎᑦᑐᑦ Tamakiklugin
Hunter Response Categories	**ᐊᖑᓇᓱᒃᑏᑦ ᑭᐅᓂᖏᑦ ᐋᒍᑦᓯᒪᓂᖏᑦ**	**Angunahukpaktun Kiujait**													
Monthly hunter list	ᑕᕿᑕᒫᑦ ᐊᖑᓇᓱᒃᑏᑦ	Tatkitaman angunahuktut titigait	5,313	5,326	5,333	5,271	5,267	5,286	5,292	5,324	5,336	5,329	5,329	5,335	5,528*
Interview list	ᐊᐱᑦᓱᕐᓴᐃᑦ	Apikiktan	4,385	4,398	4,403	4,337	4,336	4,358	4,368	4,400	4,411	4,407	4,406	4,413	4,603*
Hunters interviewed	ᐊᖑᓇᓱᒃᑏᑦ ᐊᐱᑦᓱᑦᑕᑦ	Angunahuktin apikhuktan	3,549	3,626	3,609	3,582	3,542	3,577	3,603	3,796	3,853	3,719	3,670	3,539	4,308*
Harvested	ᐊᖑᓇᓱᒃᑐᒥᓃᑦ	Angujaujut	1,362	1,279	1,357	1,163	1,012	849	573	706	743	828	955	1,460	2,984*
Response Rate (%)	ᑭᐅᔪᑦ ᖃᑦᓯᐅᓂᖏᑦ (%)	Kiujut (%)	81	82	82	83	82	82	82	86	87	84	83	80	83**

* Hunters registered/on interview list/interviewed/harvested in at least one month of the year.
** Mean monthly response rate (%).

* ᐊᖑᓇᓱᒃᑏᑦ ᐊᑎᓕᐅᑦᓯᒪᔪᑦ/ᐊᐱᑦᓱᕐᓴᓃᑦᑐᑦ/ᐊᐱᑦᓱᑦᑕᑦ/ᐊᖑᓇᓱᒃᑐᒥᓃᑦ ᐊᑕᐅᓯᐊᑦᓗᖅ ᐊᑐᑎᒃ ᐊᒻᕋᒥ.
** ᐊᔾᔨᒌᓕᑎᓯᒪᔪᑦ ᑕᕿᑕᒫᑦ ᑭᐅᔪᑦ (%)

* Angunahuktin atiliukhimajut/apikhiktaunikut/anguhimajut talvani ukiumi.
** Talvani angunahuknami kiujutaumajut (%).

6.4

TABLE/ᓇᓗᓇᐃᔭᐅᑦ/NAUNAIKUTA 665

Recall period between harvest and interview, expressed as % of total harvest records — **Year 4 (June 1999 - May 2000)**

ᐅᑎᕐᕕᐅᔪᑦ ᐊᑯᕐᖓᓂ ᐊᖑᓇᓱᓐᓂᖓᑕ ᐊᒻᒪᓗ ᐊᐱᕐᓱᕐᑕᐅᓂᖓᑕ, ᓇᓗᓇᐃᕐᑕᑦ ᐃᒫᒃ % ᑲᑎᑦᑐᑦ ᐊᖑᓇᓱᒃᑕᑦ ᑎᑎᕐᑕᐅᒪᔪᑦ — **ᐊᒻᕋᒍ 4 (ᔫᓂ 1999 - ᒪᐃ 2000)**

Itkaumajaujut angunahuktunun apihijauvaktunutlu, kanuk amigaitiginit tamakiklugin angujauhimajut — **Ukiunga 4 (June 1999 - May 2000)**

Month/ᑕᕿᖓ/Tatkia			JUN ᔫᓂ	JUL ᔪᓚᐃ	AUG ᐊᐅᒻᒍᑎ	SEP ᓱᑎᒻᐱᓇ	OCT ᐅᑦᑐᐱᓇ	NOV ᓄᓇᒻᐱᓇ	DEC ᑏᓯᒻᐱᓇ	JAN ᔭᓐᓄᐊᓇ	FEB ᓈᕝᕗᐊᓇ	MAR ᒫᕐᓯ	APR ᐃᑦᓇᓕ	MAY ᒪᐃ	Total ᑲᑎᑦᑐᑦ Tamakiklugin
Recall Period	**ᐅᑎᕐᕕᐅᔪᑦ**	**Pigiakvia**													
≤ 3 months	≤ 3 ᑕᕿᑦ	≤ tatkin pingahut	82	86	82	80	85	88	91	89	88	87	81	84	85
4-6 months	4-6 ᑕᕿᑦ	tatkin hitaman 6nut	10	8	9	14	12	10	9	6	5	3	8	9	9
> 6 months	> 6 ᑕᕿᑦ	> 6 tatkin	8	6	8	6	3	2	0	5	7	10	11	7	6

TABLE/ᓇᓗᓇᐃᔭᐅᑦ/NAUNAIKUTA 666

Number of hunters harvesting each species — **Year 4 (June 1999 - May 2000)**

ᖃᑦᓯᐅᓂᖏᑦ ᐊᖑᓇᓱᒃᑏᑦ ᐊᖑᓇᓱᒃᐸᑦᑐᑦ ᐊᑐᓂᒃ ᐆᒪᔪᖅᓂᒃ — **ᐊᒡᕋᒍ 4 (ᔫᓂ 1999 - ᒪᐃ 2000)**

Amigaitiginigin angunahukpaktun anguvaktaitlu kanugitugiagin — **Ukiunga 4 (June 1999 - May 2000)**

Month/ᑕᕝᕙᖓ/Tatkia			JUN ᔫᓂ	JUL ᔪᓚᐃ	AUG ᐊᐅᒡᒍᑎ	SEP ᓱᑎᒡᐱᕆ	OCT ᐅᑦᑐᐱᕆ	NOV ᓄᕕᒡᐱᕆ	DEC ᑏᓯᒡᐱᕆ	JAN ᒎᓐᓄᐊᕆ	FEB ᕖᕝᕗᐊᕆ	MAR ᒪᕐᓯ	APR ᐃᑦᕆᓕ	MAY ᒪᐃ	Total ᑲᑎᑦᑐᑦ Tamakiklugin
Species	**ᐆᒪᔪᑦ**	**Umajuin**													
Caribou	ᑐᒃᑐᐃᑦ	Tuktut	300	360	678	614	346	292	225	400	448	422	491	504	1,788
Musk-ox	ᐅᒥᒃᒪᐃᑦ	Umingmait			3	4	3	9	3	2	2	12	5	2	42
Moose	ᑐᒃᑐᕝᕙᐃᑦ	Tuktuvait		1							1				2
Polar bear#	ᓇᓄᐃᑦ#	Nanuit#	n/d	n/d	n/d	n/d	n/d	n/d	n/d	n/d	n/d	n/d	n/d	n/d	n/d
Tundra grizzly	ᐊᒃᓚᐃᑦ	Akhait			2							1	1	2	6
Wolf	ᐊᒪᕈᐃᑦ	Amagut	3	1	1		3	11	12	16	18	39	57	29	146
Arctic fox	ᑎᓇᒐᓐᓂᐊᑦ	Tigiganiat	2			2	6	39	50	41	42	33	12	7	142
Coloured fox	ᖃᑯᓐᖏᑦᑐᑦ ᑎᓇᒐᓐᓂᐊᑦ	Kalaliit tigiganiat					5	23	15	14	16	6	7	2	64
Muskrat	ᐊᕕᓐᖓᕐᔪᐊᑦ	Kivgaluk	1			1								1	3
Wolverine	ᖃᕐᕕᑦ	Kalvik				1	1	9	10	11	15	13	17	4	49
Arctic hare	ᐅᑲᓖᑦ	Ukalik	11	7	5	58	31	19	9	24	39	63	43	36	257
Arctic ground squirrel	ᓱᒃᓱᑦ	Hikhik			7	10	1						4	6	21
Seals (unspecified)	ᓱᖁᓖᑦ	Natiit				23	19	22	10	6	5	12	19	18	81
Ringed seal	ᓇᑦᓱᑦ	Natiinat	724	621	609	559	446	335	221	262	253	261	265	358	1,636
Bearded seal	ᐅᒡᔪᐃᑦ	Ukyuk	18	91	98	96	60	9	8	16	15	13	17	16	336
Harp seal	ᖃᐃᕈᓖᑦ	Qairulik	5	7	31	53	29	4	2	1					101
Harbour seal	ᖃᓯᒋᐊᑦ	Qanigiaq	2	2	5		1								9
Hooded seal	ᐊᐸᐃᑦ	Nahakakaktutut ittut natiit				1	1								2
Walrus	ᐊᐃᕕᑦ	Akvik	11	78	24	42	40	11	7	9	9	10	4	7	164
Narwhal	ᑑᒫᓖᑦ ᕿᓚᓗᒐᑦ	Tuugaak	17	39	96	30	29				2			6	172
Beluga	ᖃᑯᕐᑦ ᕿᓚᓗᒐᑦ	Kilalugak	25	85	93	33	21	12						7	235
Geese (unspecified)	ᓂᕐᓖᑦ	Kanguk	5											5	10
Snow goose	ᑲᖑᐃᑦ	Kanguq	271	30	27	11								126	394
Canada goose	ᓂᕐᓖᑦ ᐅᓗᐊᒍᓖᑦ	Nikliknik	170	51	28	25	3			1			33	180	363
Ross's goose	ᖃᕋᕐᔪᐃᑦ	Kakat	1											1	2
Brant goose	ᓂᕐᓕᕐᓇᐃᑦ	Nirlirnaq	4	3	2	2									11
White-fronted goose	ᓂᕐᓖᑦ	Nirlivik	4			1								5	8
Old squaw	ᐊᒡᒋᐊᕐᔪᐃᑦ	Aahangik	2	1	1	2	3	2	1	1	1	1		2	15
Pintail	ᕐᓗᒻᒧᐊᔫᑦ	Arnaviaq												1	1
Eider duck	ᒥᑏᑦ	Kingalik	102	128	24	61	83	44	25	20	12	12	28	31	358
Tundra swan	ᖃᓗᔪᐃᑦ	Kukyuk	3		1			1						4	8
Common merganser	ᐸᐃᑦ	Nuyaralik	2	13	5	2	1							1	19
Red breasted merganser	ᑲᒃᓵᖅᑐᑦ	Red breasted merganser			3		1								4

666

Month/ᑕᕝᕕᖓ/Tatkia			JUN ᔪᓂ	JUL ᔪᓚᐃ	AUG ᐊᐅᒡᒍᑎ	SEP ᓯᑎᒡᐱᕆ	OCT ᐅᑦᑐᐱᕆ	NOV ᓄᕕᒡᐱᕆ	DEC ᑎᓯᒡᐱᕆ	JAN ᒎᓐᓄᐊᕆ	FEB ᕖᕝᕗᐊᕆ	MAR ᒪᕐᓯ	APR ᐃᑦᓇᓕ	MAY ᒪᐃ	Total ᑲᑎᑦᑐᑦ Tamakiklugin
Species	**ᐆᒪᔪᑦ**	**Umajuin**													
Greater scaup	ᐊᖏᓂᖅᓴᑦ ᒥᑏᑦ ᐊᐃᑦᐸᖏᑦ	Greater scaup	1	1											2
Lesser scaup	ᒥᑭᓂᖅᓴᑦ ᒥᑏᑦ ᐊᐃᑦᐸᖏᑦ	Lesser scaup				1									1
White-winged scoter	ᖃᑯᑦᑕᓕᒃ-ᐃᒪᓴᐊ ᐱᑦᓯᐅᓛᑦᐸᒃ	White-winged scoter				1									1
Surf scoter	ᓱᒃᔭᑐᒥ ᐱᑦᓯᐅᓛᑦᐸᑦ	Surf scoter	2	3	2	2									7
Loon (unspecified)	ᑑᓪᓗᑦ	Maligik				2									2
Common loon	ᑑᓪᓕᒡᔪᐊᑦ	Tuulik	1												1
Arctic loon	ᑲᒡᓗᓗᑦ	Maliriq	1				1								2
Red-throated loon	ᖃᖅᓴᐅᑦ	Qaqhuaq	2	5	1	1									9
Yellow-billed loon	ᑑᓪᓕᒡᔪᐊᑦ	Tuulik	1			1									2
Black guillemot	ᐱᑦᓯᐅᓛᑦ	Black guillemot		1	2	2	1			1		1		1	8
Thick-billed murre	ᐊᑦᐸᐃᑦ	Thick-billed murre	5	2	1	5	3			3	1	3	13	4	35
Ptarmigan	ᐊᕿᒡᒋᑦ	Akilgik	47	6	5	31	74	72	49	69	110	134	126	208	568
Sandhill crane	ᑕᑎᒡᒐᑦᔪᐊᑦ	Tatilgaq	1			1								5	6
Eggs (unspecified)	ᒪᓐᓃᑦ	Manniit	7	4										2	13
Goose eggs	ᑲᖑᐃᑦ ᒪᓐᓂᖏᑦ	Uluaguliit manniit	111	21	2									18	148
Duck eggs	ᒥᑏᑦ ᒪᓐᓂᖏᑦ	Tinmiat manniit	42	118											149
Tundra swan eggs	ᖁᒡᔪᐃᑦ ᒪᓐᓂᖏᑦ	Kukyut manniit												1	1
Arctic tern eggs	ᐃᒥᖅᑯᑕᐃᓚᐃᑦ ᒪᓐᓂᖏᑦ	Emitkutailat manniit	4	23											26
Seagull eggs	ᓇᐅᔭᐃᑦ ᒪᓐᓂᖏᑦ	Nauyat manniit	9	3										1	13
Thick-billed murre eggs	ᐊᑦᐸᐃᑦ ᒪᓐᓂᖏᑦ	Thick-billed murre eggs	9	19											28
Black guillemot eggs	ᐱᑦᓯᐅᓛᑦ ᒪᓐᓂᖏᑦ	Black guillemot eggs	1	2											3
Eider down	ᒥᑏᑦ ᖁᓂᕈᖏᑦ	Mitiit qiviungit	3	5											8
Arctic char	ᐃᖃᓗᒃᐲᑦ	Ikaliviit	586	567	533	192	308	227	158	76	124	158	239	562	1,722
Lake trout	ᐃᓱᒪᑦᐃᑦ	Ikalukpik	82	47	34	41	107	72	24	37	36	42	123	325	559
Northern pike	ᓱᒡᒍᓗᑦ	Hiulik	1			1					1				3
Arctic grayling	ᓗᓗᒃᐸᐅᒪᐃᑦ	Hulupaugaq	2	3	3	2	6	3			1			2	17
Whitefish	ᑲᕕᓗᓗᑦ	Kapihiliit	4	7	12	15	40	39	12	2	2	1	1		100
Burbot	ᑎᒃᑕᓗᑦ	Tiktaaliq			1									1	2
Arctic cisco	ᐅᑭᐅᑦᑕᑦᑐᒥ ᑲᕕᓗᓗᑦ	Kapihilik					1	1							2
Least cisco	ᒥᑭᓂᖅᓴᑦ ᑲᕕᓗᓗᑦ	Eetuuk				1									1
Inconnu	ᑲᕕᓗᓕᑦᐸᐃᑦ	Aanakhiik			1										1
Cod	ᐆᒪᐃᑦ	Ugak	15	28	14	13	27	22	6	4	10	21	13	55	186
Sculpin	ᑲᓇᔪᐃᑦ	Kanayuk	25	41	20	6	4		3		1	3	2	14	97
Turbot	ᖃᓕᕋᓗᑦ	Nataarnak									2	6	10		13
Clams	ᐊᒃᒧᒪᔪᑦ	Uviluq	8	31	50	47	9	16	1			1		1	134
Mussels	ᐅᕕᓗᐃᑦ	Uviluvaloet	2	1	4	6	1	1	4	4	3	8	1	1	25

‡‡ No data are available corresponding to the harvest numbers shown in the harvest estimates table which were provided by DSD.

‡‡ ᑎᑎᕋᓯᒪᔪᓂᒃ ᐱᑕᖃᖅᖏᑦᑐᖅ ᐱᒃᔪᑎᓕᖅᓂᒃ ᐊᖑᔭᑦ ᖃᑦᓯᐅᓂᖏᖅᓄᑦ ᐊᓚᒃᑲᐅᒪᔪᓄᑦ ᐊᖑᔭᓄᑦ ᓇᓚᐅᑦᓴᕈᑎᓂ ᑐᓂᔭᖏᖅᓂ ᐃᑯᐱᕐᕕᓕᕆᔨᑦ.

‡‡ Nahagauhimaitut titigakhimajunik pitman kanuk angujaukatakhimajunik kanukitunit pijaumajut ikupiktulikijinik.

6.4

TABLE/ᓇᓗᓇᐃᔭᐅᑦ/NAUNAIKUTA 667

Monthly harvest estimates
ᑕᕿᑕᒫᑦ ᐊᖑᔭᓄᑦ ᓇᓚᐅᑦᓵᕈᑏᑦ
Tatkiktamat nahaktauvaktun

Year 5 (June 2000 - May 2001)
ᐊᒻᕐᒍ 5 (ᔫᓂ 2000 - ᒪᐃ 2001)
Ukiunga 5 (June 2000 - May 2001)

Month/ᑕᕿᖓ/Tatkia			JUN ᔫᓂ	JUL ᔪᓚᐃ	AUG ᐊᐅᒡᒍᑎ	SEP ᓱᑎᒡᐱᕆ	OCT ᐅᑦᑐᐱᕆ	NOV ᓄᐃᒡᐱᕆ	DEC ᑏᓯᒡᐱᕆ	JAN ᒎᓐᓄᐊᕆ	FEB ᕖᕝᕕᐊᕆ	MAR ᒪᕐᔪ	APR ᐃᑦᕆᓕ	MAY ᒪᐃ	Total ᑲᑎᑦᑐᒋᑦ Tamakiklugin ± 95% CI
Species	**ᐆᒪᔪᑦ**	**Umajuin**													
Caribou	ᑐᒃᑐᐃᑦ	Tuktut	1,053	1,218	2,958	2,806	1,312	1,618	1,814	1,588	1,712	1,264	2,056	1,812	21,211 ± 489
Musk-ox	ᐅᒥᒃᒪᐃᑦ	Umingmait	0	4	8	6	3	7	5	6	12	13	3	6	73 ± 11
Moose	ᑐᒃᑐᕝᕕᐃᑦ	Tuktuvait	0	0	0	0	0	0	0	2	3	0	0	0	5 ± 3
Polar bear‡	ᓇᓄᐃᑦ‡	Nanuit‡	0	0	8	6	29	69	14	28	13	38	27	11	243
Tundra grizzly	ᐊᒃᓚᐃᑦ	Akhait	8	1	1	0	2	2	0	0	0	0	0	0	14 ± 12
Wolf	ᐊᒪᕈᐃᑦ	Amagut	10	3	48	1	6	37	49	24	30	106	170	18	502 ± 91
Arctic fox	ᑎᓇᒐᓐᓂᐊᑦ	Tigiganiat	0	0	0	1	57	1,693	1,200	1,187	631	498	215	6	5,488 ± 521
Coloured fox	ᖃᑯᓐᖏᑦᑐᑦ ᑎᓇᒐᓐᓂᐊᑦ	Kalaliit tigiganiat	0	0	0	1	1	50	43	54	16	7	9	0	181 ± 27
Muskrat	ᐊᕕᓐᖓᕐᔪᐊᑦ	Kivgaluk	1	0	0	0	0	0	0	0	0	0	2	0	3 ± 3
Wolverine	ᖃᕐᕕᑦ	Kalvik	0	0	0	1	4	27	26	12	19	42	35	2	168 ± 27
Arctic hare	ᐅᑲᓖᑦ	Ukalik	35	1	22	116	120	136	143	92	103	160	90	49	1,067 ± 84
Arctic ground squirrel	ᓱᒃᓱᑦ	Hikhik	0	2	161	225	23	0	0	0	0	10	39	40	500 ± 190
Seals (unspecified)	ᓱᖅᑯᓖᑦ	Natiit	228	130	239	58	4	10	0	4	0	0	2	0	675 ± 57
Ringed seal	ᓇᑦᓱᑦ	Natiinat	4,414	2,673	2,259	2,131	1,796	1,088	836	1,315	1,163	1,367	1,006	1,487	21,535 ± 577
Bearded seal	ᐅᒡᔪᐃᑦ	Ukyuk	46	164	100	67	81	27	6	16	33	7	15	22	584 ± 37
Harp seal	ᖃᐃᕈᓖᑦ	Qairulik	26	16	101	82	95	94	9	0	0	0	1	0	424 ± 64
Harbour seal	ᖃᓯᒋᐊᑦ	Qanigiaq	0	3	2	2	2	0	0	0	0	0	0	0	9 ± 5
Walrus	ᐊᐃᕕᑦ	Akvik	20	173	32	36	52	1	5	14	19	12	5	8	377 ± 24
Narwhal	ᑑᒫᓖᑦ ᕿᓚᓗᒐᑦ	Tuugaak	29	173	180	38	4	0	0	0	0	0	0	1	425 ± 12
Beluga	ᖃᑯᑦᑕᑦ ᕿᓚᓗᒐᑦ	Kilalugak	18	95	211	111	38	33	4	11	0	1	2	28	552 ± 42
Bowhead	ᐊᕐᕕᒃ	Aivik	0	0	1	0	0	0	0	0	0	0	0	0	1 ± 0
Geese (unspecified)	ᓂᕐᓖᑦ	Kanguk	432	97	70	0	0	0	0	0	0	0	0	15	614 ± 125
Snow goose	ᑲᖑᐃᑦ	Kanguq	8,757	326	550	447	166	0	0	0	0	0	1	4,714	14,961 ± 1,841
Canada goose	ᓂᕐᓖᑦ ᐅᓗᐊᒍᓖᑦ	Nikliknik	1,646	277	78	125	11	0	0	0	0	0	136	2,551	4,824 ± 514
Ross's goose	ᖃᕐᔪᐃᑦ	Kakat	0	0	0	2	0	0	0	0	0	0	0	12	14 ± 19
Brant goose	ᓂᕐᓕᕐᓇᐃᑦ	Nirlirnaq	10	0	2	19	14	0	0	0	0	0	0	2	47 ± 8
White-fronted goose	ᓂᕐᓖᑦ	Nirlivik	91	0	0	0	1	0	0	0	0	0	0	141	233 ± 115
Ducks (unspecified)	ᒥᑏᑦ	Tinmiat	22	0	0	0	0	0	0	0	0	0	0	0	22 ± 10
Old squaw	ᐊᒃᒋᐊᕐᔪᐃᑦ	Aahangik	11	0	1	23	7	0	2	2	1	0	0	0	47 ± 8
Pintail	ᕐᓗᒻᒧᐊᔫᑦ	Arnaviaq	1	1	0	0	0	0	0	0	0	0	0	1	3 ± 1
Mallard	ᒥᑎᓛᑦ	Mitik	0	0	0	0	0	0	0	0	1	0	0	0	1 ± 0
Eider duck	ᒥᑏᑦ	Kingalik	919	624	184	388	501	705	540	175	274	76	335	323	5,044 ± 296
Tundra swan	ᕐᓗᒃᔪᐃᑦ	Kukyuk	39	0	0	3	0	0	0	0	0	0	0	5	47 ± 21

667

Month/ᑕᕝᕕᖓ/Tatkia			JUN ᔪᓂ	JUL ᔪᓚᐃ	AUG ᐊᐅᒡᒍᑎ	SEP ᓯᑎᒡᐱᕆ	OCT ᐅᑦᑐᕆ	NOV ᓄᕕᒡᐱᕆ	DEC ᑏᓯᒡᐱᕆ	JAN ᒃᓐᓄᐊᕆ	FEB ᕖᕝᕗᐊᕆ	MAR ᒫᕐᓯ	APR ᐃᑉᕆᓕ	MAY ᒪᐃ	Total ᑲᑎᑦᑐᕐᑦ Tamakiklugin ± 95% CI
Species	**ᐆᒪᔪᑦ**	**Umajuin**													
Common merganser	ᐸᐃᑦ	Nuyaralik	4	53	53	51	0	0	3	0	0	0	0	0	164 ± 42
Red breasted merganser	ᑲᒃᓴᖅᑑᑦ	Red breasted merganser	0	0	9	1	0	0	0	0	0	0	0	0	10 ± 11
Greater scaup	ᐊᖏᓂᖅᓴᑦ ᒥᑏᑦ ᐊᐃᑉᐸᖏᑦ	Greater scaup	0	10	0	0	0	0	0	0	0	0	0	0	10 ± 0
Lesser scaup	ᒥᑭᓂᖅᓴᑦ ᒥᑏᑦ ᐊᐃᑉᐸᖏᑦ	Lesser scaup	0	0	0	3	0	0	0	0	0	0	0	0	3 ± 1
White-winged scoter	ᖃᑯᑦᑕᓕᒃ-ᐃᓴᕈᐊ ᐱᑦᓯᐅᓛᑦᐸᒃ	White-winged scoter	1	16	14	3	0	0	0	0	0	0	0	0	34 ± 18
Surf scoter	ᓯᒃᔭᑐᑦᑐᒥ ᐱᑦᓯᐅᓛᑦᐸᑦ	Surf scoter	0	0	0	0	1	0	0	0	0	0	0	0	1 ± 0
Loon (unspecified)	ᑑᑦᓗᑦ	Maligik	4	8	0	0	0	0	0	0	0	0	0	0	12 ± 6
Common loon	ᑑᑦᓕᒡᔪᐊᑦ	Tuulik	0	0	1	58	0	0	0	0	0	0	0	0	59 ± 24
Arctic loon	ᑲᒡᓗᓗᑦ	Maliriq	0	1	1	41	18	0	0	0	0	0	0	0	61 ± 17
Red-throated loon	ᖃᖅᓴᐅᑦ	Qaqhuaq	13	2	4	0	0	0	0	0	0	0	0	0	19 ± 3
Yellow-billed loon	ᑑᑦᓕᒡᔪᐊᑦ	Tuulik	0	0	1	2	1	0	0	0	0	0	0	0	4 ± 0
Black guillemot	ᐱᑦᓯᐅᓛᑦ	Black guillemot	0	3	1	1	11	1	0	9	1	0	0	0	27 ± 10
Thick-billed murre	ᐊᑉᐸᐃᑦ	Thick-billed murre	37	21	14	6	3	5	0	0	58	23	127	8	302 ± 55
Ptarmigan	ᐊᕿᒡᒋᑦ	Akilgik	352	52	72	550	1,045	2,150	2,694	995	1,067	871	674	1,541	12,063 ± 735
Sandhill crane	ᑕᑎᒡᒐᑦᔪᐊᑦ	Tatilgaq	9	0	0	0	0	0	0	0	0	0	0	1	10 ± 4
Snowy owl	ᐅᒃᐱᒃᔪᐊᑦ	Ookpik	0	0	0	0	0	0	0	0	0	1	1	0	2 ± 1
Eggs (unspecified)	ᒪᓐᓃᑦ	Manniit	10,478	0	0	0	0	0	0	0	0	0	0	75	10,553 ± 3,984
Goose eggs	ᑲᖑᐃᑦ ᒪᓐᓂᖅᑦ	Uluaguliit manniit	13,728	1,943	0	0	0	0	0	0	0	0	0	5,052	20,723 ± 2,827
Duck eggs	ᒥᑏᑦ ᒪᓐᓂᖅᑦ	Tinmiat manniit	2,368	5,531	0	0	0	0	0	0	0	0	0	0	7,899 ± 2,381
Tundra swan eggs	ᖁᒡᔪᐃᑦ ᒪᓐᓂᖅᑦ	Kukyut manniit	2	0	0	0	0	0	0	0	0	0	0	0	2 ± 1
Arctic tern eggs	ᐃᒥᖅᑯᑕᐃᓚᐃᑦ ᒪᓐᓂᖅᑦ	Emitkutailat manniit	179	506	0	0	0	0	0	0	0	0	0	0	685 ± 87
Seagull eggs	ᓇᐅᔭᐃᑦ ᒪᓐᓂᖅᑦ	Nauyat manniit	577	66	0	0	0	0	0	0	0	0	0	1	644 ± 135
Black guillemot eggs	ᐱᑦᓯᐅᓛᑦ ᒪᓐᓂᖅᑦ	Black guillemot eggs	0	44	0	0	0	0	0	0	0	0	0	0	44 ± 16
Eider down[Ø]	ᒥᑏᑦ ᖁᓂᖅᑦ[Ø]	Mitiit qiviungit[Ø]	49	210	0	0	0	0	0	0	0	0	0	0	259 ± 182
Arctic char	ᐃᖃᓗᒃᐱᑦ	Ikaliviit	27,314	32,576	29,752	11,884	21,511	18,409	13,579	7,901	4,894	6,403	9,393	15,890	199,506 ± 5,367
Freshwater fish (unspecified)	ᑕᓇᐅᖓᖅᑭᑦᑐᒥ ᐃᖃᓗᐃᑦ	Tahinik Ikaluit	22	0	0	0	0	0	0	0	0	0	0	0	22 ± 14
Lake trout	ᐃᓱᒋᐃᑦ	Ikalukpik	8,773	5,422	705	755	1,770	2,085	1,011	291	387	666	1,447	3,433	26,745 ± 2,163
Arctic grayling	ᓯᓗᒃᐸᐅᒐᐃᑦ	Hulupaugaq	0	0	6	12	183	0	0	0	0	0	0	0	201 ± 252
Whitefish	ᑲᕕᓯᓗᑦ	Kapihiliit	52	89	226	173	3,117	2,002	714	266	365	372	207	13	7,596 ± 1,886
Burbot	ᑎᒃᑕᓗᑦ	Tiktaaliq	0	0	0	0	3	3	0	0	0	0	0	0	6 ± 7
Arctic cisco	ᐅᑭᐅᑦᑐᒥ ᑲᕕᓯᓗᑦ	Kapihilik	0	0	0	0	1	0	0	0	0	0	0	0	1 ± 0
Least cisco	ᒥᒃᓂᖅᓴᑦ ᑲᕕᓯᓗᑦ	Eetuuk	0	0	0	0	0	3	0	0	0	0	0	0	3 ± 3
Cod	ᐆᒐᐃᑦ	Ugak	196	310	232	174	710	826	400	125	192	3,760	598	2,720	10,243 ± 2,318
Sculpin	ᑲᓇᔪᐃᑦ	Kanayuk	394	401	157	32	73	3	12	1	13	0	0	191	1,277 ± 108
Turbot	ᖃᓕᕋᓗᑦ	Nataarnak	0	0	0	0	0	0	0	0	22	0	0	21	43 ± 11
Clams	ᐊᒻᒧᒪᔪᑦ	Uviluq	0	1,550	3,268	3,148	1,428	531	0	0	0	0	0	0	9,925 ± 2,277
Mussels	ᐅᕕᓗᐃᑦ	Uviluvaloet	1,950	707	277	335	72	1,078	2,100	0	6,757	14,123	9,552	525	37,476 ± 6,895

‡ Polar bear data supplied by DSD.
Ø Number of nests harvested.

‡ ᓇᓄᔅᓄᑦ ᑎᑎᕋᑦᑕᐅᒪᔪᑦ ᑐᓂᒃᑭᖅᑦ ᐅᑯᐊ ᐃᑯᐱᕐᕕᓕᕆᔨᑦ.
Ø ᖃᑦᓯᐅᓂᖅᑦ ᐱᑭᐅᑦ ᓄᐊᑕᐅᔪᑦ.

‡ Nanuin nahagaumajut pijauhimajut Ikupiktulikijinik.
Ø Amigaitiginit maniktagauhimajut.

TABLE/ᓇᓗᓇᐃᔭᐅᑦ/NAUNAIKUTA 668

Monthly hunter response — Year 5 (June 2000 - May 2001)

ᑕᕿᑖᒪᑦ ᐊᖑᓇᓱᒃᑏᑦ ᑭᐅᓂᖏᑦ — ᐊᒻᕋᒍ 5 (ᔫᓂ 2000 - ᒪᐃ 2001)

Tatkiktaman pijauhimajut angunahuktinun — Ukiunga 5 (June 2000 - May 2001)

Month/ᑕᕿᖓ/Tatkia			JUN ᔫᓂ	JUL ᔪᓚᐃ	AUG ᐊᐅᒻᒍᑎ	SEP ᓱᑎᒻᐱᓇ	OCT ᐅᑦᑐᐱᓇ	NOV ᓄᓇᒻᐱᓇ	DEC ᑏᓯᒻᐱᓇ	JAN ᔭᓐᓄᐊᓇ	FEB ᓈᕝᐅᐊᓇ	MAR ᒪᕐᓯ	APR ᐃᕐᓇᓕ	MAY ᒪᐃ	Total ᑲᑎᑦᑐᑦ Tamakiklugin
Hunter Response Categories	ᐊᖑᓇᓱᒃᑏᑦ ᑭᐅᓂᖏᑦ ᐋᒻᒍᕐᓯᒪᓂᖏᑦ	**Angunahukpaktun Kiujait**													
Monthly hunter list	ᑕᕿᑖᒪᑦ ᐊᖑᓇᓱᒃᑏᑦ	Tatkitaman angunahuktut titigait	5,331	5,358	5,352	5,352	5,351	5,346	5,325	5,382	5,405	5,405	5,401	5,399	5,529*
Interview list	ᐊᐱᕐᓱᕋᓐᓇᐃᑦ	Apikiktan	4,409	4,438	4,432	4,432	4,433	4,428	4,424	4,482	4,505	4,505	4,501	4,499	4,611*
Hunters interviewed	ᐊᖑᓇᓱᒃᑏᑦ ᐊᐱᕐᓱᑦᑕᑦ	Angunahuktin apikhuktan	3,559	3,791	3,771	3,846	3,747	3,816	3,760	3,779	3,728	3,696	3,594	3,448	4,263*
Harvested	ᐊᖑᓇᓱᒃᑐᒥᓃᑦ	Angujaujut	1,508	1,326	1,316	1,073	887	841	693	676	637	637	742	1,241	2,868*
Response Rate (%)	ᑭᐅᔪᑦ ᖃᑦᓯᐅᓂᖏᑦ (%)	Kiujut (%)	81	85	85	87	85	86	85	84	83	82	80	77	83**

* Hunters registered/on interview list/interviewed/harvested in at least one month of the year.
** Mean monthly response rate (%).

* ᐊᖑᓇᓱᒃᑏᑦ ᐊᑎᓕᐅᕐᓯᒪᔪᑦ/ᐊᐱᕐᓱᕋᓐᓇᓂᑦ/ᐊᐱᕐᓱᑦᑕᑦ/ᐊᖑᓇᓱᒃᑐᒥᓃᑦ ᐊᑕᐅᓯᐊᕐᓗᖅ ᐊᑐᑎᒃ ᐊᒻᕋᒍᒥ.
** ᐋᐅᑦᑎᓕᕐᑎᓯᒪᔪᑦ ᑕᕿᑖᒪᑦ ᑭᐅᔪᑦ (%).

* Angunahuktin atiliukhimajut/apikhiktaunikut/anguhimajut talvani ukiumi.
** Talvani angunahuknami kiujutaumajut (%).

TABLE/ᓇᓗᓇᐃᔭᐅᑦ/NAUNAIKUTA 669

Recall period between harvest and interview, expressed as % of total harvest records — Year 5 (June 2000 - May 2001)

ᐅᑎᕐᕕᐅᔪᑦ ᐊᑯᕐᖓᓂ ᐊᖑᓇᓱᒃᓂᖓᑕ ᐊᒻᒪᓗ ᐊᐱᕐᓱᕐᑕᐅᓂᖓᑕ, ᓇᓗᓇᐃᕐᑕᑦ ᐃᒫᒃ % ᑲᑎᑦᑐᑦ ᐊᖑᓇᓱᒃᑕᑦ ᑎᑎᕐᕕᐅᒪᔪᑦ — ᐊᒻᕋᒍ 5 (ᔫᓂ 2000 - ᒪᐃ 2001)

Itkaumajaujut angunahuktunun apihijauvaktunutlu, kanuk amigaitiginit tamakiklugin angujauhimajut — Ukiunga 5 (June 2000 - May 2001)

Month/ᑕᕿᖓ/Tatkia			JUN ᔫᓂ	JUL ᔪᓚᐃ	AUG ᐊᐅᒻᒍᑎ	SEP ᓱᑎᒻᐱᓇ	OCT ᐅᑦᑐᐱᓇ	NOV ᓄᓇᒻᐱᓇ	DEC ᑏᓯᒻᐱᓇ	JAN ᔭᓐᓄᐊᓇ	FEB ᓈᕝᐅᐊᓇ	MAR ᒪᕐᓯ	APR ᐃᕐᓇᓕ	MAY ᒪᐃ	Total ᑲᑎᑦᑐᑦ Tamakiklugin
Recall Period	ᐅᑎᕐᕕᐅᔪᑦ	**Pigiakvia**													
≤ 3 months	≤ 3 ᑕᕿᑦ	≤ tatkin pingahut	85	82	82	90	93	94	95	92	93	95	96	91	89
4-6 months	4-6 ᑕᕿᑦ	tatkin hitaman 6nut	10	9	12	6	4	3	5	4	5	5	3	3	7
> 6 months	> 6 ᑕᕿᑦ	> 6 tatkin	5	8	6	4	3	3	1	4	3	1	1	6	4

TABLE/ᓇᓗᓇᐃᔭᐅᑦ/NAUNAIKUTA 670

Number of hunters harvesting each species — **Year 5 (June 2000 - May 2001)**

ᖃᑦᓯᐅᓂᖏᑦ ᐊᖑᓇᓱᒃᑏᑦ ᐊᖑᓇᓱᒃᐸᑦᑐᑦ ᐊᑐᓂᒃ ᐆᒪᔪᕐᓂᒃ — **ᐊᒻᕐᒧ 5 (ᔫᓂ 2000 - ᒪᐃ 2001)**

Amigaitiginigin angunahukpaktun anguvaktaitlu kanugitugiagin — **Ukiunga 5 (June 2000 - May 2001)**

Month/ᑕᕝᕙᖓ/Tatkia			JUN ᔫᓂ	JUL ᔪᓚᐃ	AUG ᐊᐅᒡᒍᑎ	SEP ᓱᑎᒡᐱᕆ	OCT ᐅᑦᑐᐱᕆ	NOV ᓄᕕᒡᐱᕆ	DEC ᑏᓯᒡᐱᕆ	JAN ᒨᓐᓄᐊᕆ	FEB ᕕᕝᕗᐊᕆ	MAR ᒪᕐᓯ	APR ᐃᕐᓇᓕ	MAY ᒪᐃ	Total ᑲᑎᕝᕕᑦ Tamakiklugin
Species	**ᐆᒪᔪᑦ**	**Umajuin**													
Caribou	ᑐᒃᑐᐃᑦ	Tuktut	315	383	717	559	243	323	342	334	331	280	392	395	1,681
Musk-ox	ᐅᒥᒃᒪᐃᑦ	Umingmait		1	6	4	3	6	3	2	6	6	2	5	38
Moose	ᑐᒃᑐᕝᕙᐃᑦ	Tuktuvait								1	2				3
Polar bear#	ᓇᓄᐃᑦ#	Nanuit#	n/d	n/d	n/d	n/d	n/d	n/d	n/d	n/d	n/d	n/d	n/d	n/d	n/d
Tundra grizzly	ᐊᒃᓚᐃᑦ	Akhait	2	1	1		1	1							5
Wolf	ᐊᒪᕈᐃᑦ	Amagut	3	2	4	1	5	17	12	13	13	31	41	11	111
Arctic fox	ᑎᓇᒐᓐᓂᐊᑦ	Tigiganiat				1	13	124	100	82	60	49	27	4	259
Coloured fox	ᖃᑯᓐᖏᑦᑐᑦ ᑎᓇᒐᓐᓂᐊᑦ	Kalaliit tigiganiat				1	1	27	13	22	8	5	4		63
Muskrat	ᐊᕕᓐᖓᕐᔪᐊᑦ	Kivgaluk	1										1		2
Wolverine	ᖃᕝᕕᑦ	Kalvik				1	3	13	15	9	8	12	17	2	56
Arctic hare	ᐅᑲᓖᑦ	Ukalik	18	1	12	47	43	31	41	34	46	52	34	20	259
Arctic ground squirrel	ᓱᒃᓱᒋᑦ	Hikhik		1	8	7	1					2	4	3	17
Seals (unspecified)	ᓱᖁᓖᑦ	Natiit	48	31	43	10	3	4		2			1		101
Ringed seal	ᓇᑦᓱᒋᑦ	Natiinat	722	573	542	469	374	253	213	294	271	251	198	298	1,502
Bearded seal	ᐅᒡᔪᐃᑦ	Ukyuk	28	104	72	52	53	15	5	12	18	5	11	11	292
Harp seal	ᖃᐃᕈᓖᑦ	Qairulik	4	8	34	33	37	27	3				1		113
Harbour seal	ᖃᓯᒋᐊᑦ	Qanigiaq		1	1	2	2								5
Walrus	ᐊᐃᕕᑦ	Akvik	13	96	21	23	34	1	3	10	12	10	5	6	165
Narwhal	ᑑᒫᓖᑦ ᕿᓚᓗᒐᑦ	Tuugaak	17	111	85	26	3							1	201
Beluga	ᖃᑯᕐᑦ ᕿᓚᓗᒐᑦ	Kilalugak	9	56	80	45	17	14	2	6		1	1	9	204
Bowhead	ᐊᕐᕕᒃ	Aivik			1										1
Geese (unspecified)	ᓂᕐᓖᑦ	Kanguk	19	4	4									1	25
Snow goose	ᑲᖑᐃᑦ	Kanguq	347	38	80	49	14						1	176	550
Canada goose	ᓂᕐᓖᑦ ᐅᓗᐊᒍᒡᓖᑦ	Nikliknik	135	26	14	29	7						29	177	313
Ross's goose	ᖃᕋᕐᔪᐃᑦ	Kakat				1								1	2
Brant goose	ᓂᕐᓕᕐᓇᐃᑦ	Nirlirnaq	4		1	6	4							1	16
White-fronted goose	ᓂᕐᓖᑦ	Nirlivik	6				1							10	15
Ducks (unspecified)	ᒥᑏᑦ	Tinmiat	5												5
Old squaw	ᐊᒻᒋᐊᕐᔪᐃᑦ	Aahangik	2		1	3	4		1	1	1				13
Pintail	ᕐᓗᒻᒧᐊᔫᑦ	Arnaviaq	1	1										1	3
Mallard	ᒥᑎᓛᑦ	Mitik									1				1
Eider duck	ᒥᑏᑦ	Kingalik	114	73	28	70	90	59	25	10	8	9	17	40	351
Tundra swan	ᕐᓗᒻᔪᐃᑦ	Kukyuk	7			2								3	12
Common merganser	ᐸᐃᑦ	Nuyaralik	2	8	7	10			1						21
Red breasted merganser	ᑲᒃᓴᖅᑐᑦ	Red breasted merganser			1	1									2

670

Species ᐆᒪᔪᑦ	Umajuin	JUN ᔫᓂ	JUL ᔪᓚᐃ	AUG ᐊᐅᒡᒍᑎ	SEP ᓯᑎᒡᐱᕆ	OCT ᐅᑦᑐᐱᕆ	NOV ᓄᕕᒡᐱᕆ	DEC ᑎᓯᒡᐱᕆ	JAN ᒎᓐᓄᐊᕆ	FEB ᕕᕝᕗᐊᕆ	MAR ᒫᕐᓯ	APR ᐃᑦᓇᓕ	MAY ᒪᐃ	Total ᑲᑎᑦᑐᑦ Tamakiklugin
Greater scaup ᐊᖏᓂᖅᓴᑦ ᒥᑏᑦ ᐊᐃᑦᐸᖏᑦ	Greater scaup		1											1
Lesser scaup ᒥᑭᓂᖅᓴᑦ ᒥᑏᑦ ᐊᐃᑦᐸᖏᑦ	Lesser scaup				1									1
White-winged scoter ᖃᑯᑦᑕᓕᒃ-ᐃᒪᓴᕈᐊ ᐱᑦᓯᐅᓛᑦᐸᒃ	White-winged scoter	1	2	3	2									7
Surf scoter ᓯᒃᔭᑐᑦᑐᒥ ᐱᑦᓯᐅᓛᑦᐸᑦ	Surf scoter					1								1
Loon (unspecified) ᑑᓪᓗᑦ	Maligik	1	2											3
Common loon ᑑᓪᓕᒡᔪᐊᑦ	Tuulik			1	2									3
Arctic loon ᑲᒡᓗᓗᑦ	Maliriq		1	1	3	2								6
Red-throated loon ᖃᖅᓴᐅᑦ	Qaqhuaq	4	1	2										7
Yellow-billed loon ᑑᓪᓕᒡᔪᐊᑦ	Tuulik			1	1	1								2
Black guillemot ᐱᑦᓯᐅᓛᑦ	Black guillemot		1	1	1	3	1		3	1				10
Thick-billed murre ᐊᑦᐸᐃᑦ	Thick-billed murre	6	6	2	2	2	1			6	4	12	2	30
Ptarmigan ᐊᕿᒡᒋᑦ	Akilgik	40	3	10	55	96	158	156	82	86	71	66	113	575
Sandhill crane ᑕᑎᒡᒐᑦᔪᐊᑦ	Tatilgaq	4											1	5
Snowy owl ᐅᒃᐱᒃᔪᐊᑦ	Ookpik										1	1		2
Eggs (unspecified) ᒪᓐᓃᑦ	Manniit	47											1	47
Goose eggs ᑲᖑᐃᑦ ᒪᓐᓂᖏᑦ	Uluaguliit manniit	195	34										49	259
Duck eggs ᒥᑏᑦ ᒪᓐᓂᖏᑦ	Tinmiat manniit	50	58											104
Tundra swan eggs ᕐᓂᒡᔪᐃᑦ ᒪᓐᓂᖏᑦ	Kukyut manniit	1												1
Arctic tern eggs ᐃᒥᖅᑯᑕᐃᓚᐃᑦ ᒪᓐᓂᖏᑦ	Emitkutailat manniit	15	15											30
Seagull eggs ᓇᐅᒃᐃᑦ ᒪᓐᓂᖏᑦ	Nauyat manniit	27	3										1	31
Black guillemot eggs ᐱᑦᓯᐅᓛᑦ ᒪᓐᓂᖏᑦ	Black guillemot eggs		4											4
Eider down ᒥᑏᑦ ᕐᑯᓂᒃᖏᑦ	Mitiit qiviungit	2	4											6
Arctic char ᐃᖃᓗᒃᐱᑦ	Ikaliviit	680	632	512	218	304	224	164	101	93	125	186	470	1,655
Freshwater fish (unspecified) ᑕᓇᐅᖓᓐᖏᑦᑐᒥ ᐃᖃᓗᐃᑦ	Tahinik Ikaluit	1												1
Lake trout ᐃᓱᕋᐃᑦ	Ikalukpik	167	102	32	31	66	36	15	15	20	22	83	308	566
Arctic grayling ᓱᓗᒃᐸᐅᒐᐃᑦ	Hulupaugaq			1	2	2								4
Whitefish ᑲᕕᓯᓗᑦ	Kapihiliit	6	10	11	11	32	24	8	7	9	22	5	1	95
Burbot ᑎᒃᑖᓗᑦ	Tiktaaliq					1	1							2
Arctic cisco ᐅᑭᐅᑦᑕᑦᑐᒥ ᑲᕕᓯᓗᑦ	Kapihilik					1								1
Least cisco ᒥᒃᓂᖅᓴᑦ ᑲᕕᓯᓗᑦ	Eetuuk						1							1
Cod ᐆᒪᐃᑦ	Ugak	14	16	10	12	28	21	12	7	8	20	21	122	242
Sculpin ᑲᓇᔪᐃᑦ	Kanayuk	34	26	7	7	5	1	1	1	1			14	79
Turbot ᖃᓕᕋᓗᑦ	Nataarnak									1			1	1
Clams ᐊᒃᒧᒪᔪᑦ	Uviluq		10	15	23	15	3							47
Mussels ᐅᕕᓗᐃᑦ	Uviluvaloet	1	3	3	4	1	1	2		4	5	4	2	22

‡‡ No data are available corresponding to the harvest numbers shown in the harvest estimates table which were provided by DSD.

‡‡ ᑎᑎᕋᓯᒪᔪᓂᒃ ᐱᑕᖃᖏᑦᑐᖅ ᐱᒃᔪᑎᓕᓐᓂᒃ ᐊᖑᒃᑐᑦ ᖃᑦᓯᐅᓂᖏᓐᓄᑦ ᐊᓚᒃᑲᐅᒪᔪᓄᑦ ᐊᖑᒃᑐᓄᑦ ᓇᓚᐅᑦᓴᕈᑎᓂ ᑐᓂᒃᔭᖏᓐᓂ ᐃᑯᐱᕐᐃᓕᓂᕆᑦ.

‡‡ Nahagauhimaitut titigakhimajunik pitman kanuk angujaukatakhimajunik kanukitunit pijaumajut ikupiktulikijinik.

TABLE/ᓇᓗᓇᐃᔭᐅᑦ/NAUNAIKUTA 671

Annual harvest estimates and five-year mean

ᐊᒡᕋᒍᑕᒫᑦ ᐊᖑᔭᓄᑦ ᓇᓚᐅᑦᓵᕐᒋᑦ ᐊᒻᒪᓗ ᑕᓪᓕᒪᓄᑦ-ᐊᒡᕋᒍᓄᑦ ᐊᔾᔨᒌᓕᕐᑎᓯᒪᔪᑦ

Aragutamat angujauvaktun tatlman araguit iluani

All years (June 1996 - May 2001)

ᑕᒪᐃᓐᓄᑦ ᐊᒡᕋᒍᓄᑦ (ᔫᓂ 1996 - ᒪᐃ 2001)

Tamamik ukiuni (June 1996 - May 2001)

Study Year/ᖃᐅᔨᓴᕐᓂᒃ ᐊᒡᕋᒍ/Ihivgiukimayut Ukiumi			1†	2†	3	4	5	Mean ᐊᔾᔨᒌᓕᕐᑎᓯᒪᔪᑦ Amigaitkiyait
			96/97	97/98	98/99	99/00	00/01	
Species	ᐆᒪᔪᑦ	**Umajuin**						
Caribou	ᑐᒃᑐᐃᑦ	Tuktut	26,652	26,083	25,947	22,715	21,211	24,522
Musk-ox	ᐅᒥᒃᒪᐃᑦ	Umingmait	161	39	85	98	73	91
Moose	ᑐᒃᑐᕝᕕᐃᑦ	Tuktuvait	1	9	2	2	5	4
Polar bear‡	ᓇᓄᐃᑦ‡	Nanuit‡	301	304	311	303	243	292
Tundra grizzly	ᐊᒃᓚᐃᑦ	Akhait	4	8	4	12	14	8
Black bear	ᕿᓐᓂᕐᑕᑦ ᐊᒃᓚᐃᑦ	Kiniktut akhait	0	3	1	0	0	1
Wolf	ᐊᒪᕆᐃᑦ	Amagut	454	768	1,086	536	502	669
Arctic fox	ᑎᓇᒐᓐᓂᐊᑦ	Tigiganiat	5,604	4,800	2,361	1,758	5,488	4,002
Coloured fox	ᖃᑯᓐᖏᑦᑐᑦ ᑎᓇᒐᓐᓂᐊᑦ	Kalaliit tigiganiat	333	298	161	216	181	238
Muskrat	ᐊᕕᓐᖓᕐᔪᐊᑦ	Kivgaluk	0	1	0	48	3	10
Wolverine	ᖃᕐᕕᑦ	Kalvik	105	168	158	131	168	146
Lynx	ᐱᕐᑐᖅᓯᕋᖅ	Pamiuqtuuq	1	0	0	0	0	0
Arctic hare	ᐅᑲᓖᑦ	Ukalik	847	704	793	815	1,067	845
Arctic ground squirrel	ᓱᒃᓱᑦ	Hikhik	974	233	518	600	500	565
Seals (unspecified)	ᓯᖅᑯᓖᑦ	Natiit	655	882	434	390	675	607
Ringed seal	ᓇᑦᓱᑦ	Natiinat	26,986	27,397	24,772	24,740	21,535	25,086
Bearded seal	ᐅᒡᔪᐃᑦ	Ukyuk	786	769	764	771	584	735
Harp seal	ᖃᐃᕈᓖᑦ	Qairulik	1,671	740	412	349	424	719
Harbour seal	ᖃᓯᒋᐊᑦ	Qanigiaq	5	21	6	17	9	12
Hooded seal	ᐊᐸᐃᑦ	Nahakakaktutut ittut natiit	1	207	7	2	0	43
Walrus	ᐊᐃᓈᑦ	Akvik	367	374	356	434	377	382
Narwhal	ᑑᒐᓖᑦ ᕿᓚᓗᒐᑦ	Tuugaak	352	235	277	461	425	350
Beluga	ᖃᑯᕐᑕᑦ ᕿᓚᓗᒐᑦ	Kilalugak	607	768	630	838	552	679
Bowhead	ᐊᕐᕕᑦ	Aivik	2	0	1	0	1	1
Geese (unspecified)	ᓂᕐᓖᑦ	Kanguk	1,485	497	1,057	186	614	768
Snow goose	ᑲᖑᐃᑦ	Kanguq	8,963	12,843	12,282	9,982	14,961	11,806
Canada goose	ᓂᕐᓖᑦ ᐅᓗᐊᒍᓖᑦ	Nikliknik	5,184	6,069	5,161	6,574	4,824	5,562
Ross's goose	ᖃᕐᕐᔪᐃᑦ	Kakat	3	50	12	4	14	17
Brant goose	ᓂᕐᓕᕐᓇᐃᑦ	Nirlirnaq	21	117	83	26	47	59
White-fronted goose	ᓂᕐᓖᑦ	Nirlivik	64	170	124	75	233	133
Ducks (unspecified)	ᒥᑏᑦ	Tinmiat	34	94	38	0	22	38
Old squaw	ᐊᒃᒋᐊᕐᔪᐃᑦ	Aahangik	151	104	125	74	47	100

671

Study Year/ᖃᐅᔨᓴᕐᕕᒃ ᐊᒻᕐᒍ/Ihivgiukimayut Ukiumi			1†	2†	3	4	5	Mean ᐊᓯᔾᒋᓪᓗᒋᒪᔪᑦ Amigaitkiyait
			96/97	97/98	98/99	99/00	00/01	
Species	**ᐆᒪᔪᑦ**	**Umajuin**						
Pintail	ᖁᒻᒧᐊᔪᑦ	Arnaviaq	57	6	2	3	3	14
Mallard	ᒥᑎᓛᑦ	Mitik	0	1	0	0	1	0
Eider duck	ᒥᑏᑦ	Kingalik	5,954	6,351	6,264	6,387	5,044	6,000
Tundra swan	ᖁᒻᔪᐃᑦ	Kukyuk	37	33	141	37	47	59
Common merganser	ᐸᐃᑦ	Nuyaralik	61	150	64	147	164	117
Red breasted merganser	ᑲᔾᔭᖅᑑᑦ	Red breasted merganser	0	1	16	16	10	9
Scaup (unspecified)	ᒥᑏᑦ ᐊᐃᑉᐸᖕᒋᑦ	Scaup	0	1	0	0	0	0
Greater scaup	ᐊᖏᓂᖅᓴᑦ ᒥᑏᑦ ᐊᐃᑉᐸᖕᒋᑦ	Greater scaup	0	0	0	5	10	3
Lesser scaup	ᒥᑭᓂᖅᓴᑦ ᒥᑏᑦ ᐊᐃᑉᐸᖕᒋᑦ	Lesser scaup	0	0	0	3	3	1
Black scoter	ᐱᑦᓯᐅᓛᕐᐸᑦ	Black scoter	5	8	12	0	0	5
White-winged scoter	ᖃᑯᑦᑕᓛᑦ-ᐃᓴᕈᐊ ᐱᑦᓯᐅᓛᕐᐸᑦ	White-winged scoter	0	0	9	1	34	9
Surf scoter	ᓯᔾᔭᑑᑦᑐᒥ ᐱᑦᓯᐅᓛᕐᐸᑦ	Surf scoter	0	0	0	52	1	11
Loon (unspecified)	ᑑᓪᓗᓪ	Maligik	0	0	2	5	12	4
Common loon	ᑑᓪᓕᒃᔪᐊᑦ	Tuulik	6	36	0	5	59	21
Arctic loon	ᑲᒻᓗᓗᓪ	Maliriq	26	2	10	14	61	23
Red-throated loon	ᖃᖅᓴᐅᑦ	Qaqhuaq	28	31	18	38	19	27
Yellow-billed loon	ᑑᓪᓕᒃᔪᐊᑦ	Tuulik	0	10	1	12	4	5
Black guillemot	ᐱᑦᓯᐅᓛᑦ	Black guillemot	66	191	27	42	27	71
Thick-billed murre	ᐊᑉᐸᐃᑦ	Thick-billed murre	94	391	140	328	302	251
Ptarmigan	ᐊᕿᒃᓱᑦ	Akilgik	11,383	19,369	16,435	9,585	12,063	13,767
Sandhill crane	ᑕᑎᒃᓴᔪᐊᑦ	Tatilgaq	3	7	3	16	10	8
Snowy owl	ᐅᒃᐱᒃᔪᐊᑦ	Ookpik	0	2	0	0	2	1
Eggs (unspecified)	ᒪᓐᓂᑦ	Manniit	1,712	116	215	2,080	10,553	2,935
Goose eggs	ᑲᖑᐃᑦ ᒪᓐᓂᖕᒋᑦ	Uluaguliit manniit	8,104	15,776	18,749	11,118	20,723	14,894
Duck eggs	ᒥᑏᑦ ᒪᓐᓂᖕᒋᑦ	Tinmiat manniit	4,446	10,099	5,430	11,669	7,899	7,909
Tundra swan eggs	ᖁᒻᔪᐃᑦ ᒪᓐᓂᖕᒋᑦ	Kukyut manniit	2	11	0	3	2	4
Arctic tern eggs	ᐃᒥᖅᑯᑕᐃᓚᐃᑦ ᒪᓐᓂᖕᒋᑦ	Emitkutailat manniit	579	696	333	866	685	632
Seagull eggs	ᓇᐅᔭᐃᑦ ᒪᓐᓂᖕᒋᑦ	Nauyat manniit	326	351	632	205	644	432
Thick-billed murre eggs	ᐊᑉᐸᐃᑦ ᒪᓐᓂᖕᒋᑦ	Thick-billed murre eggs	2,665	0	299	10,077	0	2,608
Black guillemot eggs	ᐱᑦᓯᐅᓛᑦ ᒪᓐᓂᖕᒋᑦ	Black guillemot eggs	0	16	643	81	44	157
Eider down∅	ᒥᑏᑦ ᖁᓂᖕᒋᑦ∅	Mitiit qiviungit∅	0	663	52	598	259	314

671

Study Year/ᖃᐅᔨᓴᕐᕕᒃ ᐊᒻᕿᒍ/Ihivgiukimayut Ukiumi			1†	2†	3	4	5	Mean ᐊᓯᔾᒌᓕᕐᑎᓯᒪᔪᑦ Amigaitkiyait
			96/97	97/98	98/99	99/00	00/01	
Species	**ᐆᒪᔪᑦ**	**Umajuin**						
Fish (unspecified)	ᐃᖃᓗᐃᑦ	Ikaluit	493	78	4	0	0	115
Arctic char	ᐃᖃᓗᒃᐱᑦ	Ikaliviit	195,553	204,553	182,176	211,269	199,506	198,611
Freshwater fish (unspecified)	ᑕᕆᐅᖑᓐᖏᑦᑐᒥ ᐃᖃᓗᐃᑦ	Tahinik Ikaluit	27	0	0	0	22	10
Lake trout	ᐃᓱᕋᐃᑦ	Ikalukpik	20,087	23,750	14,421	27,792	26,745	22,559
Northern pike	ᓱᒡᒍᓛᑦ	Hiulik	2	8	13	7	0	6
Arctic grayling	ᓗᓗᒃᐸᐅᒐᐃᑦ	Hulupaugaq	2,449	1,097	754	449	201	990
Whitefish	ᑲᕕᓯᓛᑦ	Kapihiliit	5,629	16,831	8,908	8,055	7,596	9,404
Burbot	ᑎᒃᑖᓛᑦ	Tiktaaliq	2	26	7	26	6	13
Arctic cisco	ᐅᑭᐅᑦᑕᑦᑐᒥ ᑲᕕᓯᓛᑦ	Kapihilik	3	669	49	6	1	146
Least cisco	ᒥᑭᓂᕐᓴᑦ ᑲᕕᓯᓛᑦ	Eetuuk	1	1	47	3	3	11
Inconnu	ᑲᕕᓯᓕᕐᐸᐃᑦ	Aanakhiik	111	1	0	264	0	75
Ocean fish (unspecified)	ᑕᕆᐅᕐᒥ ᐃᖃᓗᐃᑦ	Tagiumi ikaluit	53	0	0	0	0	11
Cod	ᐆᒪᐃᑦ	Ugak	5,411	7,003	4,103	7,763	10,243	6,905
Sculpin	ᑲᓇᔪᐃᑦ	Kanayuk	1,684	6,870	2,406	1,795	1,277	2,806
Turbot	ᖃᓕᕋᓛᑦ	Nataarnak	8,010	4,369	2,246	12,350	43	5,404
Clams	ᐊᒻᒧᒪᔪᑦ	Uviluq	24,483	40,214	40,522	130,700	9,925	49,169
Mussels	ᐅᕕᓗᐃᑦ	Uviluvaloet	8,091	1,013	58,610	22,356	37,476	25,509

† No data were collected in some months in Cape Dorset, Iqaluit and Rankin Inlet. Annual harvest estimates for year 1 (Rankin Inlet) and year 2 (all three communities) were obtained by using the average of the harvest estimates for the corresponding months in the three years in which data were collected to impute for these missing months. Note that year 1 estimates do not include Cape Dorset and Iqaluit data.
‡ Polar bear data supplied by DSD.
∅ Number of nests harvested.

† ᓇᓴᐃᔪᖃᓚᐅᖅᑭᑦᑐᖅ ᐃᓚᖏᓐᓂ ᑕᑭᓂ ᑭᖅᖓᕐᓂ, ᐃᖃᓗᓐᓂ ᐊᒻᒪᓗ ᑲᖏᑦᓕᓂᖅᒥ. ᐊᒻᕿᒍᒪᒃᑦ ᐊᖑᔭᓄᑦ ᓇᓚᐅᑦᓴᕈᑦ ᐊᒻᕿᒍ 1ᒧᑦ (ᑲᖏᑦᓕᓂᖅ) ᐊᒻᒪᓗ ᐊᒻᕿᒍ 2ᒧᑦ (ᑕᒪᐃᓐᓂ ᐱᖓᓱᓂ ᓄᓇᓕᓐᓂ) ᐱᔭᐅᓚᐅᑦᑐᑦ ᐊᑐᑦᑐᑦ ᐊᓯᔾᒌᓕᕐᑎᓯᒪᔪᑦ ᐊᖑᔭᓄᑦ ᓇᓚᐅᑦᓴᕈᑦ ᑕᒪᓂᖅᓴᐃᓐᓇᖅ ᑕᑭᓂ ᑖᒃᑯᓇᓂ ᐱᖓᓱᓂ ᐊᒻᕿᒍᓂ ᓈᓴᐃᓴᐅᔪᓂ ᐱᑕᖃᓕᕋᓱᐊᕐᑐᑦ ᑕᓯᑯᐊ ᐱᑕᖃᖅᖏᑦᑐᑦ ᑕᑭᑦ. ᖃᐅᔨᒪᒋᓯᓯ ᐃᒪᒃ ᐊᒻᕿᒍ 1ᒧᑦ ᓇᓚᐅᑦᓴᕈᑎᓂ ᐱᑕᖃᖅᖏᒻᒪᑎᒃ ᑭᖅᖓᐃᑦ ᐊᒻᒪᓗ ᐃᖃᓗᐃᑦ ᓇᓴᐅᑎᓂᒃ.
‡ ᓇᓄᕐᓄᑦ ᑎᑎᕋᑦᑕᐅᒪᔪᑦ ᑐᓂᒃᖏᑦ ᐅᑯᐊ ᐃᑯᐱᕐᕕᓕᕆᔨᑦ.
∅ ᖃᕋᐅᓂᖏᑦ ᐱᑭᐅᑦ ᓄᐊᑕᐅᔪᑦ.

† Katikhiktauhimaitut tatkini ilaini, Kinngaknik, Iqalluknik Kangikhinikmiklu. Ukutaman angujauvaktut iluakhagaumajut ukiugani hivulikmi (Kangihinikmi) aipanilu ukiumi (pingahut tapkuan nunatlat) nahaktaumanit atukhugit tapkuan iluakhagaumajut tapkunani ukiuni pingahuni tapkuatlu ilain tatkin nahagauhimaitut ilait. Tamnalu hivulik ukiuk ilaungituk tatkuak Kinngait Iqaluitlu.
‡ Nanuin nahagaumajut pijauhimajut Ikupiktulikijinik.
∅ Amigaitiginit maniktagauhimajut.

TABLE/ᓇᓗᓇᐃᔭᐅᑦ/NAUNAIKUTA 672

Annual hunter response — **All years (June 1996 - May 2001)**

ᐊᒻᕐᒍᑕᒫᑦ ᐊᖑᓇᓱᒃᑏᑦ ᑭᐅᓂᖏᑦ — **ᑕᒪᐃᓐᓄᑦ ᐊᒻᕐᒍᓄᑦ (ᓱᕈᓂ 1996 - ᒪᐃ 2001)**

Angujauvaktu — **Tamamik ukiuni (June 1996 - May 2001)**

Study Year/ᖃᐅᔨᓴᕐᕕᒃ ᐊᒻᕐᒍ/Ihivgiukimayut Ukiumi			1	2	3	4	5	Total ᑲᑎᑦᑐᑦ Tamakiklugin
			96/97	97/98	98/99	99/00	00/01	
Hunter Response Categories	**ᐊᖑᓇᓱᒃᑏᑦ ᑭᐅᓂᖏᑦ ᐊᒻᒍᕐᓯᒪᓂᖏᑦ**	**Angunahukpaktun Kiujait**						
Monthly hunter list	ᑕᑭᑕᒫᑦ ᐊᖑᓇᓱᒃᑏᑦ	Tatkitaman angunahuktut titigait	4,578	5,451	5,468	5,528	5,529	6,018*
Interview list	ᐊᐱᕐᓱᕐᓴᐃᑦ	Apikiktan	3,892	4,415	4,542	4,603	4,611	5,255*
Hunters interviewed	ᐊᖑᓇᓱᒃᑏᑦ ᐊᐱᕐᓱᕐᑕᑦ	Angunahuktin apikhuktan	3,833	4,289	4,342	4,308	4,263	5,156*
Harvested	ᐊᖑᓇᓱᒃᑐᒥᓃᑦ	Angujaujut	2,678	2,932	2,903	2,984	2,868	4,347*
Response Rate (%)	ᑭᐅᔪᑦ ᖃᑦᓱᐅᓂᖏᑦ (%)	Kiujut (%)	77	85	84	83	83	82**

* Hunters registered/on interview list/interviewed/harvested at least once during the study.
** Mean annual response rate (%).

* ᐊᖑᓇᓱᒃᑏᑦ ᐊᑎᓕᐅᔭᒪᔪᑦ/ᐊᐱᕐᓱᕐᓴᓂᕐᑐᑦ/ᐊᐱᕐᓱᕐᑕᑦ/ᐊᖑᓇᓱᒃᑐᒥᓃᑦ ᐊᑕᐅᓯᐊᕐᓗ% ᐊᑐᑎᒃ ᖃᐅᔨᓴᕐᓂᕐᒥ.
** ᐊᔾᔨᒌᓕᕐᑎᓯᒪᔪᑦ ᐊᒻᕐᒍᑕᒫᑦ ᑭᐅᔪᑦ (%).

* Angunahuktin atiliukhimajut/apikhiktaunikut/anguhimajut taipfumuna tahapkuan kaujihatatiplugin.
** Atjikilirhimajut ukiumun kiutjutaujut (%).

TABLE/ᓇᓗᓇᐃᔭᐅᑦ/NAUNAIKUTA 673

Recall period between harvest and interview, expressed as % of total harvest records — **All years (June 1996 - May 2001)**

ᐅᑎᕐᕕᐅᔪᑦ ᐊᑯᕐᖓᓂ ᐊᖑᓇᓱᓐᓂᖓᑕ ᐊᒻᒪᓗ ᐊᐱᕐᓱᕐᑕᐅᓂᖓᑕ, ᓇᓗᓇᐃᕐᑕᑦ ᐃᒫᒃ % ᑲᑎᑦᑐᑦ ᐊᖑᓇᓱᒃᑕᑦ ᑎᑎᕐᕐᑕᐅᒪᔪᑦ — **ᑕᒪᐃᓐᓄᑦ ᐊᒻᕐᒍᓄᑦ (ᓱᕈᓂ 1996 - ᒪᐃ 2001)**

Angunahuktin apikhuktaujut, iluakhagaujutl % tamakiklugit angujauhimajut umajut — **Tamamik ukiuni (June 1996 - May 2001)**

Study Year/ᖃᐅᔨᓴᕐᕕᒃ ᐊᒻᕐᒍ/Ihivgiukimayut Ukiumi			1	2	3	4	5	Total ᑲᑎᑦᑐᑦ Tamakiklugin
			96/97	97/98	98/99	99/00	00/01	
Recall Period	**ᐅᑎᕐᕕᐅᔪᑦ**	**Pigiakvia**						
≤ 3 months	≤ 3 ᑕᕿᑦ	≤ tatkin pingahut	92	88	86	85	89	88
4-6 months	4-6 ᑕᕿᑦ	tatkin hitaman 6nut	5	8	10	9	7	8
> 6 months	> 6 ᑕᕿᑦ	> 6 tatkin	3	5	4	6	4	5

TABLE/ᓇᓗᓇᐃᔭᐅᑦ/NAUNAIKUTA 674

Number of hunters harvesting each species

ᖃᑦᓯᐅᓂᖏᑦ ᐊᖑᓇᓱᒃᑏᑦ ᐊᖑᓇᓱᒃᐸᑦᑐᑦ ᐊᑐᓂᒃ ᐆᒪᔪᕐᓂᒃ

Angunahuktin angutivaktun umajunik

All years (June 1996 - May 2001)

ᑕᒪᐃᓐᓄᑦ ᐊᒃᕋᒍᓄᑦ (ᔫᓂ 1996 - ᒪᐃ 2001)

Tamamik ukiuni (June 1996 - May 2001)

Study Year/ᖃᐅᔨᓴᕐᕕᒃ ᐊᒃᕋᒍ/Ihivgiukimayut Ukiumi			1	2	3	4	5	Total ᑲᑎᑦᑐᑦ Tamakiklugin
			96/97	97/98	98/99	99/00	00/01	
Species	ᐆᒪᔪᑦ	**Umajuin**						
Caribou	ᑐᒃᑐᐃᑦ	Tuktut	1,729	1,852	1,801	1,788	1,681	3,084
Musk-ox	ᐅᒥᒃᒪᐃᑦ	Umingmait	41	23	45	42	38	156
Moose	ᑐᒃᑐᕝᕙᐃᑦ	Tuktuvait	1	3	2	2	3	9
Polar bear#	ᓇᓄᐃᑦ#	Nanuit#	n/d	n/d	n/d	n/d	n/d	n/d
Tundra grizzly	ᐊᒃᓚᐃᑦ	Akhait	4	3	3	6	5	19
Black bear	ᕿᓐᓂᕐᑦ ᐊᒃᓚᐃᑦ	Kiniktut akhait		1	1			2
Wolf	ᐊᒪᕆᐃᑦ	Amagut	125	131	175	146	111	421
Arctic fox	ᑎᓇᒐᓐᓂᐊᑦ	Tigiganiat	333	324	165	142	259	759
Coloured fox	ᖃᑯᓐᖏᑦᑐᑦ ᑎᓇᒐᓐᓂᐊᑦ	Kalaliit tigiganiat	73	77	51	64	63	223
Muskrat	ᐊᕕᓐᖓᕐᔪᐊᑦ	Kivgaluk		1		3	2	5
Wolverine	ᖃᕐᕕᑦ	Kalvik	38	51	57	49	56	158
Lynx	ᐱᖑᖕᓯᕋᖕ	Pamiuqtuuq	1					1
Arctic hare	ᐅᑲᓖᑦ	Ukalik	252	258	281	257	259	803
Arctic ground squirrel	ᓱᒃᓱᑦ	Hikhik	31	16	21	21	17	63
Seals (unspecified)	ᓯᖕᑯᓖᑦ	Natiit	91	105	73	81	101	309
Ringed seal	ᓇᑦᓱᑦ	Natiinat	1,363	1,639	1,556	1,635	1,502	2,711
Bearded seal	ᐅᒃᔪᐃᑦ	Ukyuk	273	354	338	336	292	964
Harp seal	ᖃᐃᕈᓖᑦ	Qairulik	180	197	164	101	113	548
Harbour seal	ᖃᓯᒋᐊᑦ	Qanigiaq	3	7	5	9	5	29
Hooded seal	ᐊᐸᐃᑦ	Nahakakaktutut ittut natiit	1	48	6	2		56
Walrus	ᐊᐃᓈᑦ	Akvik	109	164	151	164	165	408
Narwhal	ᑑᒐᓖᑦ ᕿᓚᓗᒐᑦ	Tuugaak	114	111	137	172	201	458
Beluga	ᖃᑯᕐᑦ ᕿᓚᓗᒐᑦ	Kilalugak	182	169	194	235	204	651
Bowhead	ᐊᕐᕕᑦ	Aivik	1		1		1	3
Geese (unspecified)	ᓂᕐᓖᑦ	Kanguk	36	34	19	10	25	106
Snow goose	ᑲᖑᐃᑦ	Kanguq	360	490	456	394	550	1,205
Canada goose	ᓂᕐᓖᑦ ᐅᓗᐊᒍᓖᑦ	Nikliknik	319	388	334	363	313	1,009
Ross's goose	ᖃᕐᕐᔪᐃᑦ	Kakat	2	5	2	2	2	13
Brant goose	ᓂᕐᓕᕐᓇᐃᑦ	Nirlirnaq	7	14	11	11	16	55
White-fronted goose	ᓂᕐᓖᑦ	Nirlivik	10	15	10	8	15	50
Ducks (unspecified)	ᒥᑏᑦ	Tinmiat	3	7	4		5	17
Old squaw	ᐊᒃᒋᐊᕐᔪᐃᑦ	Aahangik	15	18	22	15	13	58

674

Study Year/ᖃᐅᔨᓴᕐᕕᒃ ᐊᒻᒋᒍ/Ihivgiukimayut Ukiumi			1 96/97	2 97/98	3 98/99	4 99/00	5 00/01	Total ᑲᑎᑦᑐᒋᑦ Tamakiklugin
Species	**ᐆᒪᔪᑦ**	**Umajuin**						
Pintail	ᖁᒻᒧᐊᔪᑦ	Arnaviaq	5	1	2	1	3	12
Mallard	ᒥᑎᓛᑦ	Mitik		1			1	2
Eider duck	ᒥᑏᑦ	Kingalik	334	364	339	358	351	938
Tundra swan	ᖁᒻᔪᐃᑦ	Kukyuk	11	6	13	8	12	39
Common merganser	ᐸᐃᑦ	Nuyaralik	10	17	16	19	21	54
Red breasted merganser	ᑲᔾᔭᖅᑑᑦ	Red breasted merganser		1	2	4	2	7
Scaup (unspecified)	ᒥᑏᑦ ᐊᐃᑉᐸᖕᒋᑦ	Scaup		1				1
Greater scaup	ᐊᖕᒋᓂᖅᓴᑦ ᒥᑏᑦ ᐊᐃᑉᐸᖕᒋᑦ	Greater scaup				2	1	3
Lesser scaup	ᒥᑭᓂᖅᓴᑦ ᒥᑏᑦ ᐊᐃᑉᐸᖕᒋᑦ	Lesser scaup				1	1	2
Black scoter	ᐱᑦᓯᐅᓛᕐᐸᑦ	Black scoter	1	3	3			7
White-winged scoter	ᖃᑯᑦᑕᓛᑦ-ᐃᓴᕈᐊ ᐱᑦᓯᐅᓛᕐᐸᑦ	White-winged scoter			3	1	7	11
Surf scoter	ᓱᔾᔭᑑᑦᑐᒥ ᐱᑦᓯᐅᓛᕐᐸᑦ	Surf scoter				7	1	8
Loon (unspecified)	ᑑᓪᓗᑦ	Maligik			1	2	3	6
Common loon	ᑑᓪᓕᒻᔪᐊᑦ	Tuulik	3	7		1	3	14
Arctic loon	ᑲᒻᓗᓗᑦ	Maliriq	5	2	4	2	6	17
Red-throated loon	ᖃᖅᓴᐅᑦ	Qaqhuaq	6	10	9	9	7	36
Yellow-billed loon	ᑑᓪᓕᒻᔪᐊᑦ	Tuulik		6	1	2	2	9
Black guillemot	ᐱᑦᓯᐅᓛᑦ	Black guillemot	10	8	11	8	10	42
Thick-billed murre	ᐊᑉᐸᐃᑦ	Thick-billed murre	13	38	23	35	30	100
Ptarmigan	ᐊᑭᒻᒥᑦ	Akilgik	567	708	662	568	575	1,521
Sandhill crane	ᑕᑎᒻᒐᕐᔪᐊᑦ	Tatilgaq	1	4	3	6	5	18
Snowy owl	ᐅᒃᐱᒃᔪᐊᑦ	Ookpik		2			2	4
Eggs (unspecified)	ᒪᓐᓃᑦ	Manniit	15	3	4	13	47	79
Goose eggs	ᑲᖑᐃᑦ ᒪᓐᓂᖕᒋᑦ	Uluaguliit manniit	132	145	185	148	259	608
Duck eggs	ᒥᑏᑦ ᒪᓐᓂᖕᒋᑦ	Tinmiat manniit	61	79	103	149	104	363
Tundra swan eggs	ᖁᒻᔪᐃᑦ ᒪᓐᓂᖕᒋᑦ	Kukyut manniit	1	1		1	1	4
Arctic tern eggs	ᐃᒥᖅᑯᑕᐃᓚᐃᑦ ᒪᓐᓂᖕᒋᑦ	Emitkutailat manniit	13	29	9	26	30	88
Seagull eggs	ᓇᐅᔭᐃᑦ ᒪᓐᓂᖕᒋᑦ	Nauyat manniit	30	25	27	13	31	111
Thick-billed murre eggs	ᐊᑉᐸᐃᑦ ᒪᓐᓂᖕᒋᑦ	Thick-billed murre eggs	7		4	28		34
Black guillemot eggs	ᐱᑦᓯᐅᓛᑦ ᒪᓐᓂᖕᒋᑦ	Black guillemot eggs		2	4	3	4	12
Eider down	ᒥᑏᑦ ᖁᓂᖕᒋᑦ	Mitiit qiviungit		6	2	8	6	21

674

Study Year/ᖃᐅᔨᓴᕐᕕᒃ ᐊᒻᒪᒍ/Ihivgiukimayut Ukiumi			1 96/97	2 97/98	3 98/99	4 99/00	5 00/01	Total ᑲᑎᑦᑐᒋᑦ Tamakiklugin
Species	**ᐆᒪᔪᑦ**	**Umajuin**						
Fish (unspecified)	ᐃᖃᓗᐃᑦ	Ikaluit	9	15	1			25
Arctic char	ᐃᖃᓗᒃᐲᑦ	Ikaliviit	1,515	1,576	1,625	1,722	1,655	3,188
Freshwater fish (unspecified)	ᑕᓇᐅᖑᓐᖏᑦᑐᒥ ᐃᖃᓗᐃᑦ	Tahinik Ikaluit	3				1	4
Lake trout	ᐃᓱᕋᐃᑦ	Ikalukpik	534	541	444	559	566	1,306
Northern pike	ᓯᒡᒍᓛᑦ	Hiulik	1	3	2	3		8
Arctic grayling	ᓱᓗᒃᐸᐅᒐᐃᑦ	Hulupaugaq	35	20	21	17	4	69
Whitefish	ᑲᕕᓯᓛᑦ	Kapihiliit	71	113	92	100	95	272
Burbot	ᑎᒃᑖᓛᑦ	Tiktaaliq	2	7	2	2	2	14
Arctic cisco	ᐅᑭᐅᑦᑕᑦᑐᒥ ᑲᕕᓯᓛᑦ	Kapihilik	2	32	4	2	1	41
Least cisco	ᒥᑭᓂᑦᓴᑦ ᑲᕕᓯᓛᑦ	Eetuuk	1	1	1	1	1	5
Inconnu	ᑲᕕᓯᓕᑦᐸᐃᑦ	Aanakhiik	2	1		1		4
Ocean fish (unspecified)	ᑕᓇᐅᑦᒥ ᐃᖃᓗᐃᑦ	Tagiumi ikaluit	1					1
Cod	ᐆᒪᐃᑦ	Ugak	114	118	145	186	242	502
Sculpin	ᑲᓇᔪᐃᑦ	Kanayuk	101	70	109	97	79	307
Turbot	ᖃᓕᕋᓛᑦ	Nataarnak	14	9	4	13	1	23
Clams	ᐊᒻᒧᒪᔪᑦ	Uviluq	65	109	122	134	47	320
Mussels	ᐅᕕᓗᐃᑦ	Uviluvaloet	8	2	31	25	22	71

‡‡ No data are available corresponding to the harvest numbers shown in the harvest estimates table which were provided by DSD.

‡‡ ᑎᑎᕋᕈᒪᔪᓂᒃ ᐱᑕᖃᖅᑐᖅ ᐱᔾᔪᑎᓕᓐᓂᒃ ᐊᖑᔭᑦ ᖃᕋᐅᓂᖅᓐᓄᑦ ᐊᓚᒃᑲᐅᒪᔪᓄᑦ ᐊᖑᔭᓄᑦ ᓇᓚᐅᑦᕋᕈᑎᓂ ᑐᓂᔭᖅᓐᓂ ᐃᑯᐱᕐᕕᓕᕆᔨᑦ.

‡‡ Nahagauhimaitut titigakhimajunik pitman kanuk angujaukatakhimajunik kanukitunit pijaumajut ikupiktulikijinik.

References

All documents listed as unpublished are available from the NWMB Resource Centre.

American Ornithologists' Union. 1998. Check-list of North American Birds. 7th Edition. American Ornithologists' Union, Washington, D.C.

Berkes, F., M. Berkes, and H. Fast. 1995. Designing the Nunavut Wildlife Anguyanik (Harvest) Study. Volume 1. Recommendations, Budget, Implementation Plan. Final Report – June 1995. Unpublished.

Berkes, F., M. Berkes, and H. Fast. 1995. Designing the Nunavut Wildlife Anguyanik (Harvest) Study. Volume 2. Technical Background Report – June 1995. Unpublished.

Cleator, H. 2001. Status of Ringed Seals in Western Hudson Bay. Department of Fisheries and Oceans report to the Nunavut Wildlife Management Board. Unpublished.

Donaldson, J. 1983. 1981 Wildlife Harvest Statistics for the Baffin Region, Northwest Territories. Technical report no. 1, Baffin Region Inuit Association.

Donaldson, J. 1984. 1982 Wildlife Harvest Statistics for the Baffin Region, Northwest Territories. Technical report no. 2, Baffin Region Inuit Association.

Fleming, M. 2002. Commercial Eiderdown Collection Report: 2001-02. Sanikiluaq: Sanniit Cooperative Ltd. Unpublished.

Gamble, R.L. 1988. Native Harvest of Wildlife in the Keewatin Region, Northwest Territories for the Period October 1985 to March 1986 and a Summary for the Entire Period of the Harvest Study from October 1981 to March 1986. Canadian Data Report of Fisheries and Aquatic Sciences no. 688. Winnipeg: Department of Fisheries and Oceans.

Government of Nunavut. 2002. 1999 Population by Age, Ethnicity and Sex. Evaluation and Statistics Division, Department of Executive and Intergovernmental Affairs. Unpublished.

Jingfors, K. 1986. Inuit harvesting levels of caribou in the Kitikmeot Region, Northwest Territories, Canada, 1982-1984. Rangifer, special issue no. 1:167-172.

Joint Secretariat. 2003. Inuvialuit Harvest Study, Data and Methods Report 1988 – 1997, Inuvik: Inuvialuit Joint Secretariat.

Jones, C., R. S. Hoffmann, D. W. Rice, R. J. Baker, M. D. Engstrom, R. D. Bradley, D. J. Schmidly, and C. A. Jones. 1997. Revised Checklist of North American Mammals North of Mexico, 1997. Occasional Papers, Museum of Texas Tech University, Number 173. web site: http://www.nsrl.ttu.edu/pubs/opapers/op173.htm

McClane, A.J. 1978. Field Guide to Freshwater Fishes of North America. Holt, Rinehart and Winston, New York.

Minister of Indian Affairs and Northern Development and Tungavik Federation of Nunavut. 1993. Nunavut Land Claims Agreement: Agreement Between the Inuit of the Nunavut Settlement Area and Her Majesty the Queen in right of Canada. Ottawa: Supply and Services Canada.

NLCA, 1993. See Minister of Indian Affairs and Northern Development and Tungavik Federation of Nunavut. 1993.

Nunavut Wildlife Management Board. 1994. Resolutions, Regular Meeting No. 5, DATE (June X, 2004). Resolution 95 – 052.

Nunavut Wildlife Management Board. 1995. Terms or Reference for the Nunavut Wildlife Management Board Harvest Study Steering Committee. Unpublished.

Nunavut Wildlife Management Board. 1995. Minutes, Harvest Study Steering Committee Meeting Number 1. Attachment "C". Record of Decisions. Unpublished.

Nunavut Wildlife Management Board. 1995. Nunavut Wildlife Harvest Study, Situation Report, As of 7 November 1995. Unpublished.

Nunavut Wildlife Management Board. 1996. Nunavut Wildlife Harvest Study, Situation Report, As of 9 February 1996. Unpublished.

Nunavut Wildlife Management Board. 1997. Resolutions, Regular Meeting No. 16, November 1997. Resolutions 98 – 058 and 98 – 059.

Nunavut Wildlife Management Board. 1998. Nunavut Wildlife Harvest Study Fieldworker's Manual – Revised Edition. Unpublished.

Usher, P., and Brooke, L. 2001. Assessment of Options for Collecting Statistical Data on Wildlife Harvesting in Nunavut. Report prepared for Government of Nunavut. Unpublished.

Appendix I

Article 5, part 4 of the NLCA
PART 4: NUNAVUT WILDLIFE HARVEST STUDY

5.4.1
A Nunavut Wildlife Harvest Study (Study) shall be undertaken in, and cover, each of the three Regions of the Nunavut Settlement Area. Terms of reference for the Study are set out in Schedule 5-5.

5.4.2
The Study shall begin in each of the three Regions on or before the first anniversary of the date of ratification of the Agreement. The Study shall be carried out under the direction of the NWMB.

5.4.3
The research, data collection and fieldwork associated with the Study shall be designed to promote maximum harvester participation and shall be contracted to an appropriate DIO, and supervised by the NWMB.

5.4.4
The Study shall be undertaken over a period of five years, and shall be fully funded by Government. The NWMB shall prepare a budget for the Study which will be subject to review by Government.

5.4.5
The purpose of the Study shall be to furnish data, to establish current harvesting levels, to assist the NWMB in establishing levels of total allowable harvest and, in general, to contribute to the sound management and rational utilization of wildlife resources in the Nunavut Settlement Area. To this end, the Study shall:

(a) document the levels and patterns of Inuit use of wildlife resources for the purpose of determining the basic needs level; and
(b) gather, review and analyse existing biological, ecological and harvest data pertinent to the management of wildlife in the Nunavut Settlement Area.

5.4.6
Raw and interpreted data produced from the Study shall be fully and freely available to the Government of Canada, the Territorial Government and Inuit.

5.4.7
The NWMB shall ensure that the names of individual harvesters are not revealed when making available data pursuant to Section 5.4.6.

5.4.8
Without the prior written permission of the DIO and affected individuals, evidence obtained through the Study relating to an individual shall not be admissible in any proceeding where the individual may be held civilly or criminally liable.

5.4.9
The NWMB shall report annually on the progress of the Study. Upon completion of the Study, the NWMB shall publish a comprehensive summary of the findings of the research.

Appendix II

NOCIR Form

Nunavut Wildlife harvest study

NOTIFICATION OF CHANGE IN REGISTRATION

Field Worker. Fill in sections 1, 2, & 3 as required. Fax a Copy to your Regional Liaison Officer.

Section 1 | **Today's Date** / /

Name of Hunter | **Community**

Type of Hunter **Intensive** ☐ **Active** ☐ **Occasional** ☐

Is this hunter already registered for the Study? **Yes** ☐ **No** ☐

Hunter's current ID number
If you know it

Hunter's new ID number
RLO or Coordinator only to assign a new ID number

Section 2 | **The hunter identified above no longer hunts here because they are:**

Deceased ☐ **Incarcerated** ☐ **Moved** ☐ **Other** ☐

Date **MONTH:** **YEAR:**

Section 3 | **Fill in this section if the Hunter is moving**

Community moving **FROM:** **TO:**

(OFFICE ONLY) Will this hunter also be added to the interview list? YES NO

Appendix III

Nunavut Wildlife Harvest Study Data Sheet

Nunavut Wildlife
harvest study data sheet

Hunter Code: _____ Page: _____ of _____

Community: _____ Interviewer: _____

Hunting Code: (circle one)
1) Harvested
2) Did not harvest
3) Could not contact
4) No longer hunts here (e.g. moved, deceased, incarcerated)

Interview Date (d/m/y): ____/____/____

For month of: _____

---------- caribou only ----------

Date d/m/y	Species	Number	Location[1]		Sex[2]			Age Group of Caribou				Type of Caribou
			Place Name	Map Code	M	F	U	Adult	Yrlg	Calf	Unk	(Peary, Barren Ground, Reindeer and Island caribou)
	eider down[3]											

[1] caribou, muskox, walrus, narwhal, beluga, char, lake trout, king eider, common eider, both species of eider eggs, and eider down
[2] caribou, muskox, walrus, narwhal, beluga, king eider, and common eider only
[3] in the number column, record the number of nests that feathers were taken from

Comments: (about animals, hunting conditions, group hunts, commercial sales, etc.)

ᓇᓗᓇᐃᒋᐊᕐᕕᑦ

ᑕᒪᕐᒥᒃ ᑎᑎᕋᖅᓯᒪᔪᑦ ᐅᖃᓕᒪᒐᓕᐊᓇᓯᒪᓐᖏᑦᑐᑦ ᐊᑐᐃᓐᓇᐅᕗᑦ ᓄᓇᕗᒻᒥ ᐅᒪᔪᓕᓇᔨᕐᔪᐊᑯᓂᑦ ᐊᑐᐃᓐᓇᖃᕐᕕᖕᒐᓂᑦ.

American Ornithologists' Union. 1998. ᓇᓗᓇᐃᒋᐊᕐᕕᑦ ᐅᐊᓐᓈᓃᑦᑐᑦ ᐊᒥᐊᓕᒃᑦ ᑎᒻᒥᐊᕐᕕᑎᖏᑦ. 7ᖏᑦ ᐊᓪᓚᑕᐅᓯᒪᔪᑦ. ᐊᒥᐊᓕᒃᑦ ᑎᒻᒥᐊᓕᓇᔨᑦ ᑲᑐᔾᔨᖃᑎᒌᖏᑦ, ᐅᐊᓯᖕᑕᓐ, ᑏᑦᓱ.

Berkes, F., M. Berkes, and H. Fast. 1995. ᐃᓂᓪᓚᑦᑎᓇᓂᖅ ᓄᓇᕗᒻᒥ ᐆᒪᔪᖅᑕᐅᑦᑐᓂᒃ ᖃᐅᔨᓴᕐᓂᐅᔪᒥᒃ. ᐊᓪᓚᑕᐅᔪᓂ 1, ᐊᑐᓕᕐᕕᔭᐅᔪᑦ, ᑮᓇᐅᔭᖅᑑᑎᑦᓴᑦ, ᐸᕐᓇᐅᑎᑦ ᐊᑐᓕᖅᑎᑕᐅᓂᑦᓴᖕᒐᓄᑦ. ᑭᖑᓪᓕᐸᖅᓯᐅᑎᑦ ᐅᓂᒃᑳᑦ - ᔫᓂ 1995. ᐊᓪᓚᓯᒪᖏᑦᑐᑦ.

Berkes, F., M. Berkes, and H. Fast. 1995. ᐃᓂᓪᓚᑦᑎᓇᓂᖅ ᓄᓇᕗᒻᒥ ᐆᒪᔪᖅᑕᐅᑦᑐᓂᒃ ᖃᐅᔨᓴᕐᓂᐅᔪᒥᒃ. ᐊᓪᓚᑕᐅᔪᓂ 2. ᐃᓂᓪᓚᐅᑎᖏᓐᓂᒃ ᐅᓂᒃᑳᑦ - ᔫᓂ 1995. ᐊᓪᓚᑕᐅᓯᒪᖏᑦᑐᑦ.

Cleator, H. 2001. ᖃᓄᐃᓐᓂᖏᑦ ᓇᑦᓯᑦ ᑭᑯᓪᓕᐅᑉ ᑕᓇᐅᖓᓂ. ᐃᒪᕐᒥᐅᑕᓕᓇᔨᒃᑯᑦ ᐅᓂᒃᑳᓕᐊᖏᑦ ᓄᓇᕗᑦ ᐆᒪᔪᓕᓇᔨᕐᔪᐊᒃᑯᓐᓄᑦ. ᐊᓪᓚᑕᐅᓯᒪᖏᑦᑐᑦ.

Donaldson, J. 1983. 1981ᒥ ᐆᒪᔪᖅᑕᐅᑦᑐᓄᑦ ᓈᓴᖅᑕᐅᓯᒪᔪᑦ ᕿᑭᖅᑖᓗᖕᒍᑦ, ᓄᓇᑦᑎᐊᕐᒥ. ᐃᓂᓪᓚᐅᑎᖏᓐᓂᒃ ᐅᓂᒃᑳᑦ 1, ᕿᑭᖅᑖᓗᖕᒥ ᐃᓄᐃᑦ ᑲᑐᔾᔨᖃᑎᒌᒃᑯᓐᓄᑦ.

Donaldson, J. 1984. 1982ᒥ ᐆᒪᔪᖅᑕᐅᑦᑐᓄᑦ ᓈᓴᖅᑕᐅᓯᒪᔪᑦ ᕿᑭᖅᑖᓗᖕᒍᑦ, ᓄᓇᑦᑎᐊᕐᒥ. ᐃᓂᓪᓚᐅᑎᖏᓐᓂᒃ ᐅᓂᒃᑳᑦ 2, ᕿᑭᖅᑖᓗᖕᒥ ᐃᓄᐃᑦ ᑲᑐᔾᔨᖃᑎᒌᒃᑯᓐᓄᑦ.

Fleming, M. 2002. ᓂᐅᕐᕿᑎᒃᓴᓄᑦ ᖁᓂᕈᖅᑕᑕᐅᑦᑐᓄᑦ ᐅᓂᒃᑳᑦ: 2001-02. ᓴᓂᑭᓗᐊᕐᒥ: ᓴᓃᑦ ᑯᐊᐸᒃᑯᖏᓐᓄᑦ. ᐊᓪᓚᑕᐅᓯᒪᖏᑦᑐᑦ.

Gamble, R.L. 1988. ᓄᓇᖅᑳᖅᑐᑦ ᐆᒪᔪᖅᐸᓐᖏᑦ ᑭᑯᓪᓕᕐᒥ, ᓄᓇᑦᑎᐊᖅ ᐱᒋᐊᖅᑐᒍ ᐅᒃᑐᐱᓇ 1985ᒥᑦ ᒫᑦᓯ 1986ᒧᑦ ᐊᒻᒪᓗ ᐅᖃᐅᓯᒃᓴᐃᑦ ᓇᐃᓈᖅᑐᑦ ᐱᓕᕆᐊᖑᓂᓚᒫᖓᓂᒃ ᖃᐅᔨᓴᕐᓂᐅᑉ. ᑲᓇᑕᒥ ᐊᓪᓚᑕᐅᓯᒪᔪᓂᒃ ᐅᓂᒃᑳᓕᐊᖑᔪᑦ ᐃᖃᓗᓕᓇᓂᕐᒥᑦ ᐃᒪᕐᒥᐅᑕᓂᓗ ᖃᐅᔨᓴᖅᑐᓕᓇᔨᓄᑦ ᓈᓴᐅᑖ 688. ᐅᐃᓂᐊᒃ: ᐃᒪᕐᒥᐅᑕᓕᓇᔨᒃᑯᑦ.

ᓄᓇᕗᑦ ᒐᕙᒪᒃᑯᑦ. 2002. 1999ᒥ ᐃᓄᒋᐊᕐᑎᒋᓂᖏᑦ ᐅᑭᐅᖏᒍᑦ, ᑭᓇᐅᓂᖓᒍᑦ ᐊᒻᒪᓗ ᐊᖑᑕᐅᒍᓂ ᐊᕐᓇᐅᒍᓂ. ᕿᒥᕐᕿᔨᑦ ᓈᓴᐅᓯᓇᔨᓗ, ᒐᕙᒪᓕᓇᔨᒃᑯᓐᓂ. ᐊᓪᓚᑕᐅᓯᒪᖏᑦᑐᑦ.

Jingfors, K. 1986. ᐃᓄᐃᑦ ᖃᑦᑎᓂᒃ ᑐᒃᑐᐸᓐᖏᑦ ᕿᑎᕐᒥᐅᓂ, ᓄᓇᑦᑎᐊᖅ, ᑲᓇᑕ, 1982ᒥᑦ 1984ᒧᑦ. *Rangifer*, ᐊᓪᓚᑕᐅᔪᓂ ᓇᓴᐅᑖ 1:167-172.

Joint Secretariat. 2003. ᐃᓄᕕᐊᓗᐃᑦ ᐆᒪᔪᖅᑕᐅᑦᑐᓄᑦ ᖃᐅᔨᓴᕈᑎ, ᐊᓪᓚᓯᒪᔪᓄᑦ ᐱᓕᕐᔪᓯᓄᑦᑐ ᐅᓂᒃᑳᑦ. 1988-1997 ᐃᓅᕕ: ᐃᓄᕕᐊᓗᐃᑦ ᑲᑐᔾᔨᖃᑎᒌᑦ ᑎᒥᖓ.

Jones, C., R. S. Hoffmann, D. W. Rice, R. J. Baker, M. D. Engstrom, R. D. Bradley, D. J. Schmidly, and C. A. Jones. 1997 ᓄᑖᓐᖓᒍᐊᖅᓯᒪᔪᑦ ᓇᓗᓇᐃᔭᐃᕈᑎᑦ ᐅᐊᓐᓈᓂ ᐊᒥᐊᓕᒃᑦ ᓂᕐᔪᑎᐅᔪᓂᒃ ᒥᒃᓯᑯ ᐅᐊᓐᓈᓂ, 1997. ᑎᑎᕋᖅᑕᐅᓚᐅᖅᐸᑦᑐᑦ, ᑕᑯᔭᒐᖃᕐᕕᖕᒥ ᑎᒃᓯᔭᒥ ᓱᓚᑦᑐᔭᕐᕕᖕᒐᓂ, ᓈᓴᐅᑎᖓ 173. ᖃᓇᑕᐅᔭᒃᑯᑦ ᑐᕋᕈᑎᖓ: http://www.nsrl.ttu.edu/pubs/opapers/op173.htm

McClane, A.J. 1978. ᑐᑭᒧᐊᕈᑎᑦ ᑕᓯᕐᒥᐅᑕᓂᒃ ᐃᖃᓗᖕᓂᒃ ᐅᐊᓐᓈᓂ ᐊᒥᐊᓕᒃᑦ. ᐺᐅᑦᑦ, ᕋᐃᓐᐺᐊᕐᑦ ᐊᒻᒪ ᐅᐃᔭᑎᓐ, ᓂᐅ ᔪᐊᒃ.

ᒥᓂᔅᑕ ᐃᓄᓕᓇᔨᑐᖃᒃᑯᓐᓄᑦ ᐊᒻᒪ ᑐᓐᖓᕕᒃᑯᑦ ᓄᓇᕗᒻᒥ. 1993. ᓄᓇᕗᑦ ᓄᓇᑖᕈᑎᒧᑦ ᐊᖏᕈᑎ: ᐊᖏᕈᑎᐅᔪᖅ ᐃᓄᓐᓄᑦ ᓄᓇᕗᒻᒥ ᓄᓇᑖᕈᑎᐅᓯᒪᔪᑉ ᐃᓗᐊᓂ ᐊᒻᒪᓗ ᑯᐃᓐ ᑭᒡᒐᑐᖅᑎᖓᓄᑦ ᑲᓇᑕᒥ. ᐋᑐᐊ: ᓱᓇᒃᑯᑖᑦᓴᓄᑦ ᐱᔨᑦᓯᕐᕗᐅᑎᓄᑦᓗ ᐱᓕᕐᔪᑦ ᑲᓇᑕᒥ.

ᓄᓇᑖᕈᑎ, 1993. ᑕᑯᒃ ᒥᓂᔅᑕ ᐃᓄᓕᓇᔨᑐᖃᒃᑯᓐᓄᑦ ᐊᒻᒪ ᑐᓐᖓᕕᒃᑯᑦ ᓄᓇᕗᒻᒥ. 1993.

ᓄᓇᕗᑦ ᐆᒪᔪᓕᓇᔨᕐᔪᐊᒃᑯᑦ ᑲᑎᒪᔨᖏᑦ. 1984. ᐱᕐᑯᔨᕐᖓᕈᑎᑦ, ᑲᑎᒪᓂᑐᐃᓐᓇᖅ ᓈᓴᐅᑖ 5, ᐅᓪᓗᖓ (ᔫᓂ, 2004). ᐱᕐᑯᔨᕐᖓᕈᑦ 95-052.

ᓄᓇᕗᑦ ᐆᒪᔪᓕᓇᔨᕐᔪᐊᒃᑯᑦ ᑲᑎᒪᔨᖏᑦ. 1995. ᓇᓗᓇᐃᒋᐊᕐᕕᑦ ᒪᓕᒋᐊᓕᓐᓄᑦ ᓄᓇᕗᑦ ᐆᒪᔪᓕᓇᔨᕐᔪᐊᒃᑯᑦ ᖃᐅᔨᓴᖅᑐᓕᓇᔨᑦ ᑲᑎᒪᔨᕐᓈᖏᓐᓄᑦ. ᐊᓪᓚᑕᐅᓯᒪᖏᑦᑐᑦ.

ᓄᓇᕗᑦ ᐆᒪᔪᓕᓇᔨᕐᔪᐊᒃᑯᑦ ᑲᑎᒪᔨᖏᑦ. 1995. ᑲᑎᒪᔪᑎᒥᓂᑦ ᐆᒪᔪᖅᑕᐅᑦᑐᓂᒃ ᖃᐅᔨᓴᖅᓂᕐᒧᑦ ᑲᑎᒪᔨᕐᓈᖏᓐᓄᑦ. ᑲᑎᒪᓂᐅᑉ ᓈᓴᐅᑖ 1. ᐃᖅᑯᓪᓕᐅᑎᖏᑦ "ᑎ". ᓇᓪᖅᑲᐃᑦ ᐃᓱᒪᓕᐅᕈᑕᐅᔪᒥᓂᕐᓂᒃ. ᐊᓪᓚᑕᐅᓯᒪᖏᑦᑐᑦ.

ᓄᓇᕗᑦ ᐆᒪᔪᓕᓇᔨᕐᔪᐊᒃᑯᑦ ᑲᑎᒪᔨᖏᑦ. 1995. ᓄᓇᕗᒻᒥ ᐆᒪᔪᖅᑕᐅᑦᑐᓂᒃ ᖃᐅᔨᓴᕐᓂᖅ. ᖃᓄᐃᓕᖓᓕᕐᓂᖓᓂᒃ ᐅᓂᒃᑳᑦ, ᓈᕕᐊᓇ 7 1995 ᑎᑭᑦᑐᒍ. ᐊᓪᓚᑕᐅᓯᒪᖏᑦᑐᑦ.

ᓄᓇᕗᑦ ᐆᒪᔪᓕᓇᔨᕐᔪᐊᒃᑯᑦ ᑲᑎᒪᔨᖏᑦ. 1996. ᓄᓇᕗᒻᒥ ᐆᒪᔪᖅᑕᐅᑦᑐᓂᒃ ᖃᐅᔨᓴᕐᓂᖅ. ᖃᓄᐃᓕᖓᓕᕐᓂᖓᓂᒃ ᐅᓂᒃᑳᑦ, ᕕᐳᐊᓇ 9 1996 ᑎᑭᑦᑐᒍ. ᐊᓪᓚᑕᐅᓯᒪᖏᑦᑐᑦ.

ᓄᓇᕗᑦ ᐆᒪᔪᓕᓇᔨᕐᔪᐊᒃᑯᑦ ᑲᑎᒪᔨᖏᑦ. 1997. ᐱᕐᑯᔨᕐᖓᕈᑎᑦ, ᑲᑎᒪᓂᑐᐃᓐᓇᕐᒥ ᓈᓴᐅᑖ 16, ᓈᕕᐊᓇ 1997. ᐱᕐᑯᔨᕐᖓᕈᑦ 98-058 ᐊᒻᒪᓗ 98-059.

ᓄᓇᕗᑦ ᐆᒪᔪᓕᓇᔨᕐᔪᐊᒃᑯᑦ ᑲᑎᒪᔨᖏᑦ. 1998. ᓄᓇᕗᒻᒥ ᐆᒪᔪᖅᑕᐅᔪᓂᒃ ᖃᐅᔨᓴᕐᓂᕐᒧᑦ ᐳᓚᕋᖅᑎᑦ ᐅᖃᓕᒫᖓᖓ - ᓄᑖᓐᖓᒍᐊᖅᓯᒪᔪᑦ. ᐊᓪᓚᑕᐅᓯᒪᖏᑦᑐᑦ.

Usher, P., and Brooke, L. 2001. ᑐᑭᓯᐅᒐᓱᓐᖏᑦ ᓇᓖᕋᕈᑎᒃᓴᐅᔪᑦ ᓄᐊᑦᑎᓇᓱᐊᕐᓗᓂ ᐊᓪᓚᑦᓴᓂᒃ ᐆᒪᔪᖅᑕᐅᑦᑐᓄᑦ ᓄᓇᕗᒻᒥ. ᐅᓂᒃᑳᓕᐊᖑᔪᑦ ᓄᓇᕗᑦ ᒐᕙᒪᒃᑯᓐᓄᑦ. ᐊᓪᓚᑕᐅᓯᒪᖏᑦᑐᑦ.

ᐅᐃᒍᖏᑦ I

ᐃᓛᒃᑰᖅᑐᓂ 5, ᐃᓚᖓ 4 ᓄᓇᑖᒋᑎᓂ
ᐃᓚᖓ 4: ᓄᓇᕗᒻᒥ ᐆᒪᔪᖅᑕᐅᓯᑦᑐᓂᒃ ᖃᐅᔨᓴᕐᓂᖅ

5.4.1

ᓄᓇᕗᒻᒥ ᐆᒪᔪᖅᑕᐅᓯᑦᑐᓂᒃ ᖃᐅᔨᓴᕈᑎᒃᓴᖅ (ᖃᐅᔨᓴᕐᓂᖅ) ᐱᓕᕆᐊᖑᓂᐊᖅᐳᖅ ᐅᑯᓇᓂ, ᐱᓕᕆᐊᓇᕝᕕᒋᓗᒋᑦ, ᐱᖓᓱᑦ ᐊᕕᑦᑐᖅᓯᒪᔪᐃᑦ ᐊᑐᓂ ᓄᓇᕗᒻᒥ ᓄᓇᑖᒋᑎᐅᓯᒪᔪᑉ ᐃᓗᐊᓂ. ᓇᓗᓇᐃᔭᐅᑎᑦ ᒪᓕᒋᐊᓐᓄᑦ ᖃᐅᔨᓴᕐᓂᖅ ᐱᑦᓗᒍ ᓴᓗᓇᐃᔭᖅᑕᐅᓯᒪᕗᑦ ᐊᒃᒍᑐᖅᓯᒪᔪᓂ 5-5.

5.4.2

ᖃᐅᔨᓴᕐᓂᖃᕐᓂᐊᖅᐳᖅ ᐊᑐᓂ ᐱᖓᓱᑦ ᐊᕕᑦᑐᖅᓯᒪᔪᐃᑦ ᑕᐃᑲᓂ ᐅᑯᑦᓗ ᓯᕗᓂᐊᒍᑦ ᓇᓕᐅᓂᖅᓯᐅᕈᑕᐅᓂᖓᑕ ᐊᖏᕈᑎᐅᑉ ᐊᑎᓕᐅᕈᑕᐅᓯᒪᓂᖓᑕ ᐅᓪᓗᖓᓂᒃ. ᖃᐅᔨᓴᕐᓂᖅ ᐱᓕᕆᐊᖑᓂᐊᖅᐳᖅ ᑐᑭᒧᐊᒃᑎᑕᐅᓗᓂ ᓄᓇᕗᒻᒥ ᐆᒪᔪᓕᕆᔨᕐᔪᐊᒃᑯᑦ ᑲᑎᒪᔨᖏᓐᓄᑦ.

5.4.3

ᖃᐅᔨᓴᕐᓂᖅ, ᓄᐊᑦᑎᓇᓂᖅ ᐊᓪᓚᒐᑦᓴᓂᒃ ᐊᒻᒪᓗ ᐳᓚᕋᕐᓂᑦ ᖃᐅᔨᓴᕐᓂᖅ ᐱᓪᓗᒍ ᐃᓂᓪᓚᖓᓂᖃᕐᓂᐊᖅᐳᑦ ᑲᔪᖏᖅᓴᐅᑎᐅᔪᓐᓇᖅᑐᒥᒃ ᐃᓚᐅᑦᑎᐊᕐᑯᓪᓗᒋᑦ ᐆᓴᔪᕋᓱᒃᑎᑦ ᐊᒻᒪᓗ ᐱᓕᕆᐊᒃᓴᖑᒃᑲᖅᑕᐅᓂᐊᖅᐳᖅ ᐱᓕᕆᔪᓐᓇᓪᓗᐊᖅᑐᒧᑦ ᐃᓄᐃᑦ ᑎᒥᕐᑯᑎᖓᓐᓄᑦ, ᐊᒻᒪᓗ ᓇᐅᑦᓯᖅᑐᖅᑕᐅᓗᑎᒃ ᓄᓇᕗᒻᒥ ᐆᒪᔪᓕᕆᔨᕐᔪᐊᒃᑯᓐᓄᑦ.

5.4.4

ᖃᐅᔨᓴᕐᓂᖃᕐᓂᐊᖅᐳᖅ ᐅᑭᐅᓄᑦ ᑕᓪᓕᒪᓄᑦ, ᐊᒻᒪᓗ ᑮᓇᐅᔭᖃᖅᑎᑕᐅᑦᑎᐊᕐᓗᓂ ᒐᕙᒪᒃᑯᓐᓄᑦ. ᓄᓇᕗᑦ ᐆᒪᔪᓕᕆᔨᕐᔪᐊᒃᑯᑦ ᐊᑐᐃᓐᓇᕈᐃᓂᐊᖅᐳᑦ ᑮᓇᐅᔭᖅᑑᑎᒃᓴᓂᒃ ᖃᐅᔨᓴᕐᓂᑦᓴᒧᑦ ᕿᒥᕐᕈᔭᐅᕆᐊᖃᖅᐸᓪᓗᓂ ᒐᕙᒪᒃᑯᓐᓄᑦ.

5.4.5

ᖃᐅᔨᓴᕐᓂᕐᒧᑦ ᐱᔾᔪᑕᐅᓂᐊᖅᐳᖅ ᓴᖅᑮᕐᑯᓪᓗᒋᑦ ᐊᓪᓚᑐᑦᓴᓂᒃ, ᐋᖅᑭᑦᑎᕐᑯᓪᓗᒋᑦ ᒫᓐᓇᐅᓕᖅᑐᖅ ᐆᒪᔪᖅᑕᐅᔪᓐᓇᖅᑐᓂᒃ, ᐃᑲᔪᖅᑕᐅᕐᑯᓪᓗᒋᑦ ᓄᓇᕗᑦ ᐆᒪᔪᓕᕆᔨᕐᔪᐊᒃᑯᑦ ᐋᖅᑭᑦᑎᕐᑯᓪᓗᒋᑦ ᑭᒡᓕᒋᔭᐅᕐᑯᔭᐅᔪᓂᒃ ᐆᒪᔪᖅᑕᐅᔪᓐᓇᖅᑐᓄᑦ ᑲᑎᑦᑐᒋᑦ ᐊᒻᒪᓗ, ᑕᒪᐃᒍᑦ, ᐃᑲᔪᕐᓂᖃᑦᑎᐊᕐᑯᓪᓗᒋᑦ ᐊᐅᓚᑦᓯᔾᔪᑎᑦᓯᐊᕝᕙᒻᒥᒃ ᐊᒻᒪᓗ ᐃᓱᒪᓕᐅᓇᔪᓐᓇᑦᑎᐊᓂᕐᒥᒃ ᓂᕐᔪᑎᑦ ᐱᔭᐅᕝᕙᖏᓐᓂᒃ ᓄᓇᕗᒻᒥ ᓄᓇᑖᒋᑎᐅᓯᒪᔪᑉ ᐃᓗᐊᓂ. ᑕᒪᑐᒧᖓ, ᖃᐅᔨᓴᕐᓂᖅ ᐃᒪᐃᓐᓂᐊᖅᐳᖅ:

(ᐃ) ᑎᑎᕋᐅᑎᕝᕙᓪᓕᐊᓗᒋᑦ ᑭᒡᓕᒋᔭᐅᕝᕙᓪᓗᑦ ᖃᓄᐃᕈᓯᖏᓪᓗ ᐃᓄᐃᑦ ᓂᕐᔪᑎᑦ ᐱᓪᓗᒋᑦ ᓯᖅᑯᐃᖅᑕᐅᕐᑯᓪᓗᒋᑦ ᓇᒻᒥᓄᑦ ᓂᕿᒃᓴᐅᓪᓗᐊᑕᖅᑐᑦ; ᐊᒻᒪᓗ

(ᐱ) ᓗᐊᓪᓗᒋᑦ, ᕿᒥᕐᕈᓗᒋᑦ ᐊᒻᒪ ᑐᑭᓯᓚᓱᓪᓗᒋᑦ ᐊᑐᐃᓐᓇᐅᔪᑦ ᐆᒪᔪᐃᑦ ᐱᕈᖅᑐᓪᓗ ᐊᒻᒪᓗ ᐊᓪᓚᑕᐅᔪᒥᓂᑦ ᐆᒪᔪᖅᑕᐅᔪᒥᓂᕐᓄᑦ ᐱᒍᑎᖃᖅᑐᑦ ᐆᒪᔪᓕᕆᓂᕐᒥᒃ ᓄᓇᕗᒻᒥ ᓄᓇᑖᒋᑎᐅᓯᒪᔪᑉ ᐃᓗᐊᓂ.

5.4.6

ᑎᑎᖅᑕᐅᓪᓚᑦᑖᖅᑎᓯᒪᔪᑦ ᑐᑭᓕᐅᕆᓯᒪᔪᓪᓗ ᖃᐅᔨᓴᕐᓂᕐᒥᑦ ᐊᑐᐃᓐᓇᐅᓂᐊᖅᐳᑦ ᑕᒪᒻᒥᒃ ᒪᓂᒪᑦᑎᐊᕐᓗᑎᒃ ᑲᓇᑕᐅᑉ ᒐᕙᒪᒃᑯᖏᓐᓄᑦ, ᒐᕙᒪᒃᑯᓐᓄᑦ ᐊᒻᒪᓗ, ᐃᓐᓄᑦ.

5.4.7

ᓄᓇᕗᑦ ᐆᒪᔪᓕᕆᔨᕐᒧᐊᒃᑯᑦ ᓇᑦᑎᑐᑦᓯᐊᕐᓂᐊᖅᐳᑦ ᐊᑎᓇᔭᐅᔪᐃᑦ ᑭᒃᑰᓂᖏᓪᓗ ᐊᖓᓂᐊᖅᑎᐅᔪᑦ ᓴᖅᑭᖅᑕᐅᕐᑯᓇᒋᑦ ᐊᑐᐃᓐᓇᐅᑎᑕᐅᓕᕈᑎᒃ ᐊᓪᓚᑕᐅᓯᒪᔪᑦ ᒪᓕᓪᓗᒋᑦ ᓈᓴᐅᑎᓃᑦᑐᑦ 5.4.6

5.4.8

ᓯᕗᓂᐊᒍᑦ ᑎᑎᕋᖅᓯᒪᔪᒥᒃ ᐊᖏᖅᑕᐅᓚᐅᖅᑎᓇᒋᑦ ᐃᓄᐃᑦ ᑎᒥᕐᑯᑕᐅᔪᒧᑦ ᐊᒻᒪᓗ ᐊᑦᑐᖅᑕᐅᔪᓄᑦ ᑭᒃᑯᓐᓄᑦ, ᓇᓗᓇᐃᖅᓯᔾᔪᑎᐅᔪᑦ ᓇᑯᑦᖅᑕᐅᔪᑦ ᖃᐅᔨᓴᕐᓂᒃᑯᑦ ᐱᒍᑎᖃᕈᑎᒃ ᐃᓄᒻᒥᒃ ᓄᐃᑎᑕᐅᔪᓐᓂᐊᓐᖏᓚᑦ ᓇᓚᐊᓐᓂᑐᐃᓐᓇᖅ ᑲᑎᒪᑎᑦᓯᓂᐅᔪᒥ ᑖᑦᓯᒪ ᐃᓄᑉ ᐸᓯᔭᐅᒍᑎᒋᔪᓐᓇᕈᓂᐅᒃ ᐊᑭᓖᑎᑕᐅᓐᓂᒃᑯᑦ ᐱᕋᔭᓐᓂᑯᓪᓘᓐᓂᑦ.

5.4.9

ᓄᓇᕗᑦ ᐆᒪᔪᓕᕆᔨᕐᔪᐊᒃᑯᑦ ᐅᓂᒃᑳᓕᐅᖅᐸᓂᐊᖅᐳᑦ ᐊᕐᕌᒍᑕᒫᑦ ᐱᕙᓪᓕᐊᓂᖓᑕ ᖃᐅᔨᓴᕐᓂᐅᑉ. ᐱᔭᕇᖅᑕᐅᒍᓂ ᖃᐅᔨᓴᕐᓂᐅᔪᖅ, ᓄᓇᕗᑦ ᐆᒪᔪᓕᕆᔨᕐᔪᐊᒃᑯᑦ ᐊᓪᓚᓐᓂᐊᖅᐳᑦ ᑕᒪᒃᑭᖅᑐᒥᒃ ᐅᓂᒃᑳᓂᒃ ᖃᐅᔨᔭᐅᔪᒥᓂᕐᓂᒃ ᖃᐅᔨᓴᕐᓂᒃᑯᑦ.

ᐅᐃᒍᖏᑦ II

ᑐᓴᒋᑎ ᐊᓯᔾᔨᒋᑕᐅᔪᓂᒃ ᐊᑎᓕᐅᖅᓯᒪᔪᓂ

kNK5u §mJ3i4 xa/i4 c p 3i35

ᑐᓴᖅᑎᑦᓯᔾᔪᑎ ᐊᓯᔾᔨᒋᑕᐅᔪᓂᒃ ᐊᑎᖃᖃᑕᐅᔪᓂᒃ

ᐳᓚᕋᖅᑎ. ᑕᑕᑎᒃᑭᑦ ᓈᓴᐅᑎᑲᑦᑐᑦ 1, 2, ᐊᒻᒪᓗ 3 ᐱᔭᕇᐊᖃᕐᖏᑦ. ᐊᔾᔨᖕᒐᓂᒃ ᓯᒃᑲᔪᒃᓯᑦ ᐊᐅᓪᓚᑎᑦᓯᕕᒋᓗᒍ ᐊᕕᑦᑐᖅᓯᒪᔪᓂᑎᑦᓯᓐᓂ ᑐᓴᐅᑎᓕᕆᔨᐅᔪᖅ.

ᓈᓴᐅᑎ 1 | ᐅᓪᓗᒥ / /

ᐊᖑᓂᐊᖅᑎᐅᑦ ᐊᑎᖓ | ᓄᓇᓕᑦ

ᖃᓄᖅ ᐊᖑᓂᐊᖅᑎᐅᑎᒋᓂᖓ: ᐊᒃᓯᑲᓪᓗᒃ ☐ ᑕᒫᒐᓗᒃ ☐ ᖃᑯᑎᒃᓯᑦ ☐

ᑖᓐᓇ ᐊᖑᓂᐊᖅᑎᐅᔪᖅ ᐊᑎᖃᖃᑕᐅᑏᖅᐸ ᖃᐅᔨᓴᕐᓂᕐᒧᑦ? ᐃ ☐ ᐋᖓ ☐

ᐊᖑᓂᐊᖅᑎᐅᑦ ᐅᓪᓗᒥ ᓇᓗᓇᐃᒃᑯᑕᖓᑕ ᓈᓴᐅᑎᖓ

ᖃᐅᔨᒪᒍᐊᐅᒃ

ᐊᖑᓂᐊᖅᑎᐅᑦ ᓇᓗᓇᐃᒃᑯᑖᑖ ᓈᓴᐅᑎᒋᓕᖅᑕᖓ

ᑐᓴᐅᑎᓕᕆᔨ ᑐᑭᒧᐊᑦᑎᑦᑎᔨᓐᓂᑦ ᑐᓂᓯᓂᐊᖅᑐᖅ ᓄᑖᒥᒃ ᓈᓴᐅᓪᒥᒃ

ᓈᓴᐅᑎ 2 | ᐊᖑᓂᐊᖅᑎ ᓇᓗᓇᐃᖅᑕᐅᔪᖅ ᖁᓛᓂ ᑕᒫᓂ ᐊᖑᓇᓱᐸᒍᓐᓂᖅᑐᖅ ᐅᑯᐊ ᓇᓪᓕᐊ ᐱᓪᓗᒍ:

ᑐᖑᖓᓕᖅᑐᖅ ☐ ᑎᒍᔭᐅᒪᔪᖅ ☐ ᓄᑦᑎᖅᑐᒥᓂᖅ ☐ ᐊᓯᐊᓂᒃ ☐

ᐅᓪᓗᖓ ᑕᖅᑭᒥ: ᐅᑭᐅᒥ:

ᓈᓴᐅᑎ 3 | ᑕᑕᑎᒃᑭᑦ ᐅᑯᐊ ᐊᖑᓂᐊᖅᑎᐅᔪᖅ ᓄᑦᑎᖅᑐᒥᓂᐅᒍᓂ

ᓄᓇᓕᒻᒪᑦ ᓄᑦᑎᖅᑐᖅ ᓇᑭᑦ: ᓇᒧᑦ:

(ᐊᓪᓚᑦᒥ ᑭᓯᐊᓂ) ᐊᖑᓇᓱᑦᑎᐅᔪᖅ ᑖᓐᓇ ᐱᖃᓯᐅᑎᔭᐅᓂᐊᓇᕝᕕᑦ ᐊᐱᖅᓯᕋᒃᓴᓄᑦ? ᐃ ᐋᖓ

ᐅᐃᒍᖏᑦ III

ᓄᓇᕗᒻᒥ ᐆᒪᔪᖅᑕᐅᕙᑦᑐᓂᒃ ᖃᐅᔨᓴᕈᑎᐅᓯᒪᔪᑦ ᓇᓕᖅᑲᖏᑦ

k NK5u §mJ3i4 xa/i4 c p 3i3 5 tk5 tt 3 5

ᐊᖑᓇᓱᑦᑎᐅᑉ ᓇᓗᓇᐃᖓᑦ: _____ ᒪᕐᐱᕐᑐᒐᖅ: _____ ᐅᑯᓇᖓᑦ _____

ᓄᓇᖓ:_____ ᐊᐱᕐᓱᕐᑐᖅ: _____

ᐊᖑᓇᓱᒃᑯᕐᒧᑦ ᓇᓗᓇᐃᒃᑯᑏᑦ: (ᐊᕙᓗᓗᒍ ᐊᑕᐅᓯᖅ)
1) ᐊᖑᓇᓱᒌᐅᕐᑐᖅ
2) ᐊᖑᓇᓱᒌᐅᖏᑦᑐᖅ
3) ᐊᐱᕐᓱᕐᑕᐅᖏᑦᑐᖅ
4) ᐊᖑᓇᓱᐸᓄᓐᓂᕐᑐᖅ ᑕᒫᓂ (ᐃᒻᒪᖅ ᐊᐅᓪᓗᕐᑐᒥᓂᖅ, ᑐᖑᔪᒥᓂᖅ, ᑎᒍᔭᐅᒪᔪᖅ)

ᐊᐱᕐᓱᕐᑕᖅᑐᒐᖅ ᐅᑯᐊᐅᓯᖅ

ᐊᕐᕌᒍᖏᑦ ᐅᑯᐊ ᑐᕐᑐᐃᑦ

ᖃᓄᐃᑦᑑᓂᖅᒐᑦ ᑐᕐᑐᑦ (ᒪᓂᕋᔭᒃᒥᐅᖅ, ᖃᑯᕐᑐᖅ, ᑐᒃᑐᐃᖅ, ᕿᑭᕐᑕᒥᐅᑦ)

ᐅᓪᓗᖓ ᐅ/ᑕ/ᐊ	ᐆᒪᔪᑦ	ᐊᒥᓲᓂᖏᑦ	ᓇᒥᓐᓂᖅᒐ [1]		ᑭᓲᓂᖅᒐ [2]							
			ᓄᓇᐅᑦ ᐊᑎᖓ	ᓄᓇᖅᑐᐊᑦ ᓈᕐᐅᑖ	ᐊᖑᑦ	ᐊᕐᓇᖅ	ᓄᓇᕐᑐᖅ	ᐃᓐᓇᖅ	ᑎᓄᕐᑐᖅ	ᓄᓇᕐᖅ	ᓄᓇᕐᑐᖅ	
	ᒥᑏᑦ ᖁᓂᕈᖏᑦ [3]											

[1] ᑐᕐᑐᐃᑦ, ᐅᒥᒻᒪᐃᑦ, ᐊᐃᕕᑦ, ᑑᒫᓛᑦ, ᕿᓛᓗᒐᑦ, ᐃᖃᓗᐃᑦ, ᑕᓯᕐᒥ ᐃᕕᓴᕈᐃᑦ, ᕿᖓᓛᑦ ᒥᑏᑦ, ᒥᑏᑦ, ᑕᒪᒃᑭᓐᓄᑦ ᒥᑎᕐᓄᑦ ᒪᓐᓂᑦ, ᐊᒻᒪᓗ ᒥᑏᑦ ᖁᓂᕈᖏᑦ
[2] ᑐᕐᑐᐃᑦ, ᐅᒥᒻᒪᐃᑦ, ᐊᐃᕕᑦ, ᑑᒫᓛᑦ ᕿᓛᓗᒐᑦ, ᕿᓛᓗᒐᑦ, ᕿᖓᓛᑦ ᒥᑏᑦ, ᐊᒻᒪᓗ ᒥᑏᑦ ᑭᓱᐊᓂ
[3] ᑕᒻᕙᓂ ᐊᒥᓲᓂᖏᑕ ᐊᑕᓂ, ᑎᑎᕐᑐᓗᒋᑦ ᐊᒥᓲᓂᖏᑦ ᐃᕙᕐᕕᑦ ᓱᓗᓂᒃ ᓄᐊᕐᓱᐅᔪᑦ

ᐅᖃᐅᓯᑦᒪᕐᑦ: (ᐱᓪᓗᒋᑦ ᐆᒪᔪᑦ, ᐊᖑᓇᓱᒃᑯᕐᒥᑦ ᖃᓄᐃᓐᓂᖅᒐ, ᐊᒥᓲᓪᓗᑎᒃ ᐊᖑᓇᓱᑦᑐᑦ, ᑮᓇᐅᔾᔭᒍᑎᒋᓪᓗᒋᑦ ᓂᐅᔾᕈᑕᐅᔪᑦ, ᐊᓯᖏᓪᓗ)

Naunaiyautait
Ilanganiitut

Atukatakviit

Tamamik makpigaat titigakhimaitumik pihimayut pilaaktut NWMBkut titigakviani tutkuktuivianit.

American Ornithologists' Union. 1998. Check-list of North American Birds. 7th Edition. American Ornithologists' Union, Washington, D.C.

Berkes, F., M. Berkes, and H. Fast. 1995. Designing the Nunavut Wildlife Anguyanik (Harvest) Study. Volume 1. Recommendations, Budget, Implementation Plan. Final Report – June 1995. Unpublished.

Berkes, F., M. Berkes, and H. Fast. 1995. Designing the Nunavut Wildlife Anguyanik (Harvest) Study. Volume 2. Technical Background Report – June 1995. Unpublished.

Cleator, H. 2001. Status of Ringed Seals in Western Hudson Bay. Department of Fisheries and Oceans report to the Nunavut Wildlife Management Board. Unpublished.

Donaldson, J. 1983. 1981 Wildlife Harvest Statistics for the Baffin region, Northwest Territories. Technical report no. 1, Baffin Region Inuit Association.

Donaldson, J. 1984. 1982 Wildlife Harvest Statistics for the Baffin region, Northwest Territories. Technical report no. 2, Baffin Region Inuit Association.

Fleming, M. 2002. Commercial Eiderdown Collection Report: 2001-02. Sanikiluaq: Sanniit Cooperative Ltd. Unpublished.

Gamble, R.L. 1988. Native Harvest of Wildlife in the Keewatin Region, Northwest Territories for the Period October 1985 to March 1986 and a Summary for the Entire Period of the Harvest Study from October 1981 to March 1986. Canadian Data Report of Fisheries and Aquatic Sciences no. 688. Winnipeg: Department of Fisheries and Oceans.

Government of Nunavut. 2002. 1999 Population by Age, Ethnicity and Sex. Evaluation and Statistics Division, Department of Executive and Intergovernmental Affairs. Unpublished.

Jingfors, K. 1986. Inuit harvesting levels of caribou in the Kitikmeot Region, Northwest Territories, Canada, 1982-1984. *Rangifer*, special issue no. 1:167-172.

Joint Secretariat. 2003. Inuvialuit Harvest Study, Data and Methods Report 1988 – 1997, Inuvik: Inuvialuit Joint Secretariat.

Jones, C., R. S. Hoffmann, D. W. Rice, R. J. Baker, M. D. Engstrom, R. D. Bradley, D. J. Schmidly, and C. A. Jones. 1997. Revised Checklist of North American Mammals North of Mexico, 1997. Occasional Papers, Museum of Texas Tech University, Number 173. web site: http://www.nsrl.ttu.edu/pubs/opapers/op173.htm

McClane, A.J. 1978. Field Guide to Freshwater Fishes of North America. Holt, Rinehart and Winston, New York.

Minister of Indian Affairs and Northern Development and Tungavik Federation of Nunavut. 1993. Nunavut Land Claims Agreement: Agreement Between the Inuit of the Nunavut Settlement Area and Her Majesty the Queen in right of Canada. Ottawa: Supply and Services Canada.

NLCA, 1993. See Minister of Indian Affairs and Northern Development and Tungavik Federation of Nunavut. 1993.

Nunavut Wildlife Management Board. 1994. Resolutions, Regular Meeting No. 5, DATE (June X, 2004). Resolution 95 – 052.

Nunavut Wildlife Management Board. 1995. Terms or Reference for the Nunavut Wildlife Management Board Harvest Study Steering Committee. Unpublished.

Nunavut Wildlife Management Board. 1995. Minutes, Harvest Study Steering Committee Meeting Number 1. Attachment "C". Record of Decisions. Unpublished.

Nunavut Wildlife Management Board. 1995. Nunavut Wildlife Harvest Study, Situation Report, As of 7 November 1995. Unpublished.

Nunavut Wildlife Management Board. 1996. Nunavut Wildlife Harvest Study, Situation Report, As of 9 February 1996. Unpublished.

Nunavut Wildlife Management Board. 1997. Resolutions, Regular Meeting No. 16, November 1997. Resolutions 98 – 058 and 98 – 059.

Nunavut Wildlife Management Board. 1998. Nunavut Wildlife Harvest Study Fieldworker's Manual – Revised Edition. Unpublished.

Usher, P., and Brooke, L. 2001. Assessment of Options for Collecting Statistical Data on Wildlife Harvesting in Nunavut. Report prepared for Government of Nunavut. Unpublished.

Ilangani I

Ilanga 5, Ilauyuk 4 NLCAmi
ILAUYUK 4: NUNAVUMI UMAYUT UMAYUKHIUKHIMAYUT IHIVGIUGUTAIT

5.4.1
Nunavumi Umayut Umayukhiukhimayut Ihivgiuktauyukhat (Ihivgiugutit) piniaktut ovalo ilaulutik tamamik Aviktukhimayut Nunavumi Nunataagutit Angigutaani Iluani. Maliktakhait ihivgiuktut ilihimayut ilanganiitumi 5 – 5.

5.4.2
Ihivgiuktut piliniaktut tamamik Aviktukhimayuni tikitpat ovaluniit tikitinagu hivulik ublua angiktaukpat Angiguti. Ihivgiuktut havaktakhait ataani malilutik NWMBkunit.

5.4.3
Kinikhiatjutit, katitikhimayut katitigutait ovalo nunani havaktakhat mikhaanut ihivgiuktut hanauyakhimayukhat tuhaktitinahualugit akhut umayukhiuktit ilaupkailugit ovalo katraktililugit naamagiyainik DIOkunik ovalo munagiyaulutik NWMBkunit.

5.4.4
Ihivgiuktut piniaktut talimanik ukiunik ovalo kinauyakhait akiliktauniaktut Kavamatkunit. NWMBkut paknaiyakhimaniaktut kinauyakhat atugutikhainik ihivgiuktukhani ovalo ihivgiuktauluni Kavamatkunit.

5.4.5
Hunautjutikhait ihivgiuktut tunilutik katitikhimayukhanik, ilinahualutik ihuagiyaminik umayukhiuktakhanik naunaiyautikhainik, ikayugiagani NWMBkut iliyaagani atulaaktainik tamaat umayukhiulaaktainik ovalo tuninahualutik nakuuyumik munagitjutikhanik ovalo atutiagutikhainik umayut Nunavumi Nunataagutit Angigutaani Iluani. Taimaimat, ihivgiuktut piniaktut imaa:

(a) Titigalutik atugutingit umayunik ovalo kanuk Inuit atulikpaktait umayut pitkutait mikhaanut naunaiyagiami mikinikhaat atugutikhait naunaiyautikhainik; ovalo

(b) Katitiklutik, ihivgiulutik ovalo ihivgiufaalutik ukpatauyainik, nunainik ovalo umayukhiukhimayut katitikhimayunik atuktakhainik munagitjutikhainik umayut Nunavumi Nunataagutit Angigutaani Iluani.

5.4.6
Nutaat ovalo ukautitaakhimayut katitikhimayut hanahimayut ihivgiuktitlugit tamaat ovalo akiitumik pilaaktakhait Kavamatkut Kanatami, Nunavumi Kavamatkut ovalo Inuit.

5.4.7
NWMBkut piniaktut atiit Inuit umayukhiuktit takupkaktaulaitut pipkalaaligumiuk katitikhimayut malilugu ilangani 5.4.6.

5.4.8
Apigiyautinagit titigakhimayumik DIOkunit ovalo Inumit, naunaiyakhimayut pihimayut ihivgiuktitlugit mikhaanut Inumut atulaituk naalaktititilugit, Inuk akigaktuklaituk.

5.4.9
NWMBkut tuhaktitiniaktut ukiuk tamaat iniktigutainik ihivgiuktut. Inikat Ihivgiuktut, NWMBkut titiganiaktut inikpiakhimayumik ukautinginik nalvaakhimayut ihivgiuktitlugit.

Ilangani II

NOCIRnik makpigaat

Nunavut Anngutinik Naunaiqhaiyit

TUHAKTITITJUTAIT AALANGUGUTAIT TITIGAGUTIT

Nunani Havaktit: Titigalugit ilanganiitut 1, 2, & 3 pilaakata. Sukatukut tuyuklugit aatjikutait Aviktukhimayut Tuhaktituiyinut.

Ilanga 1 | **Ublumi Ublua** / /

Atia Umayukhiukti | **Nunanga**

Kanugitumik Umayukhiukti **Umayukhiunginaktuk** ☐ **Umayukhiukataktuk** ☐ **Ilaani Umayukhiukataktuk** ☐

Una umayukhiukti titigaktaakhimava ihivgiuktuni? **Iihik** ☐ **Iik** ☐

Umayukhiuktip naunaiyautinga naamanga

Nalungitpagu

Umayukhiuktip nutaat naunaiyauinga naamanga

RLOkut ovaluniit Munagiyit tunilaaktut nutaamik naunaiyautit naamakhainik.

Ilanga 2 | **Umayukhiukti naunaiyakhimayuk hamani umayukhiugunaituk ilaa:**

Tukuhimayuk ☐ **Itiktauhimayuk** ☐ **Nuutitihimayuk** ☐ **Aalanik** ☐

UBLUA: **TATKIKHIUTI:** **UKIUK:**

Ilanga 3 | **Hamna titigalugu umayukhiukti nuutitilikat:**

Nuna Nuutitiliktaa: **NAKIT:** **NAMUT:**

(titigakviani talvatuak) Una umayukhiukti ilaunialika apikhukataktunut katitikhimayunut? IIHIK IIK

Ilangani III

Nunavumi Umayut Umayukhiukhimayut Ihivgiugutait katitihimayut makpigaat

Nunavut Anngutinik Naunaiqhaiyit katitirutait

Angunaiqtup Naunaitkutaa:_____ Makpiraanga:____ uumani _____

Nunallaaq: _____ Apiqhuiyi: _____

Anguniaqtigut Naunaitkutit: (atauhiq titirarlugu)
1) Anguvaktuq
2) Angunngittuq
3) Takuyaunnginmat
4) Hamaniihuiqtuq (nuuttuq, huiqtuq, itiqtauyuq)

Apiqhuniup ublua u/t/u: ____/____/____

Tatqihiutaani: _____

---------- tuktunuinaq ----------

ublua u/t/u	huruat	qaffit	nayuqtaa[1]		kituuva[2]			ukiunga tuktut katimayut				Nakit tuktu (Qakuqtalik, Nunavihmi, Kongit,Qikiqtarmiutaq)
			nunap atia	nunauyap naunait-kutaa	angu hal luk	ar na hul luk	nauna	iniriniq	nu ka tu gaq	nuraq	nauna	
	kanguq qiviuq[3]											

[1] tuktuk, umingmak, aiviq, tuugalik, qilalugaq, iqalukpik, ihuuq, qingalik, amaulik, matiit manniit, qiuvinga matiup
[2] tuktuk, umingmak, aiviq, tuugalik, qilalugaq, qingalik, amaulik
[3] qaffiuyaakhaita titirarviani titiralugit qaffiuyaakhait ublut qiviut piyauhimayut

uqaqtakhaqaqat: (anngutit mikhaanut, qanurittaakhaa hila, inugiakpa anguniaqatigiit, niuvrutauniaqat, qanuliqaak.)

ᓄᓇᕗᑦᑕ ᐆᒪᔪᓕᕆᔨᖅᑐᑦ ᑲᑎᒪᔨᖃᑦᑕ
Nunavut Wildlife Management Board